WELLBORN CABINET, INC.®

The Essence of Cabinetry

Premier & Select Series



Specification Catalog

May 2, 2016

Kitchen & Bathroom Cabinetry
Cabinetry For Every Room In Your Home
Complete Line of Door Styles

AMERICAN MADE

FAMILY OWNED

WELLBORN CABINET, INC.®

The Essence of Cabinetry

Specification Catalog

The Select Series

The Premier Series

Member NAHB

INDUSTRY PARTNER

NARI® NATIONAL ASSOCIATION OF THE REMODELING INDUSTRY NATIONAL MEMBER

Member NKBA™

QUALITY. ADVOCACY. LEADERSHIP. KCMA KITCHEN CABINET MANUFACTURERS ASSOCIATION

CERTIFIED CABINET COMPLIES WITH KCMA ANSI/KCMA A161.1-2000

Wellborn Cabinet, Inc.

AMERICAN MADE FAMILY OWNED

38669 Hwy. 77, Ashland, Alabama 36251
(256) 354-7151 • Fax (256) 354-7022
wellborn.com

GREEN FOR A SUSTAINABLE FUTURE CHOICE

THE SELECT SERIES — 2016 PRODUCT SUMMARY

Available to order May 2, 2016

New Door Style:
- Urban in Cherry, Maple and Oak wood species

New Drawer Front options:
- Horizontal Grain Drawer Front option on Urban door style
- Slab Drawer Front option on Concord door style

New Finish:
- Espresso: a warm, brown stain on Cherry, Maple, Oak and Hickory

New Semi-Custom Options:
- Toe Kick Attached
- Extended Stiles
- Valance Options

Expanded Semi-Custom Options:
- Without Center Mullion option now on Microwave Cabinets
- Reduced Depth on Tall cabinets down to 6″

New Cabinets and Accessories

Simplified Door Style Reveals:
- There are no longer two reveals. The Select reveal is 11/16″ for all full overlay door styles.

END PANEL CONSTRUCTION NOTE

Standard Select Series is constructed of furniture board end panels with a mixture of complementary and non-matching wood grain laminate. Plywood Cabinet Ends and All Plywood Construction receive unfinished plywood end panels.
Please remember to specify finished ends for all exposed ends*. See end panel options on page Select–1–9.
*Some cabinets are standard with matching finished or flush cabinet ends; refer to the individual cabinet specifications in the specification catalog.

RUSH PROGRAM GUIDELINES

As stated in the Wellborn Cabinet, Inc., Customer Guide, the Rush Program enables Wellborn customers to expedite a limited number of cabinets and accessories on a weekly basis. However, there are some exceptions to this program.

The following categories of items are excluded from our Rush Program in the Select Series:

All hood and hood liners, decorative glass doors, matching tall and linen end panels, manufactured marketing and display materials (except SFK's), stains, increased depth and reduced depth for matching end panels, metal doors, decorative door hardware and other miscellaneous hardware.

This is not a complete and comprehensive list, but a summary of the categories. (Please refer to your Customer Guide for detailed program information). Items available on the Rush Program are subject to change at Wellborn Cabinet, Inc.'s discretion.

INSTALLATION NOTE

Any wall cabinets greater than 36" wide are not recommended as stand alone cabinets without additional reinforcements above and beyond Wellborn's installation manual guidelines. We also recommend that any stand alone cabinet, regardless of width, be reinforced with angle brackets to help support the weight that is added to cabinet interior from accessories. Wellborn Cabinet, Inc. will not warranty any cabinets that fall as a result of standing alone. It is the dealer's responsibility to design cabinetry that is not single displayed on a wall. Dealer will be obligated to pay the cost of damages if dealer designs kitchen with single cabinets. Wellborn Cabinet, Inc. meets or exceeds KCMA weight requirements.

The Select Series has a machine sanded finishing process and does not include the detailed hand sanding technique featured in the Premier Series. Therefore, Wellborn Cabinet, Inc. does not recommend designs combining these series.

Wall

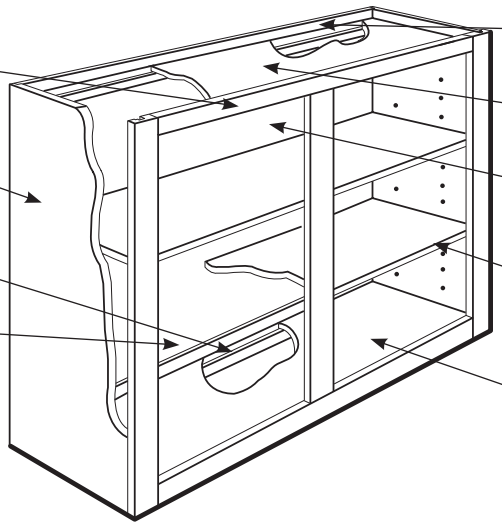

¾″ x 1¾″ Kiln-dried solid wood face frames; mortised and tenoned, glued and stapled

½″ Complementary wood grain/white/linen laminated furniture board end panels finished on top and bottom edges ★

Hanging rail dadoed to receive cabinet floor

Interior is wood grain/white laminate ★★

Doors have 6-way adjustable WellLine® concealed hinges.

11/16″ x 3½″ Wood grain/white laminated fiberboard hanging rails

½″ Wood grain/white laminated furniture board top

⅛″ Wood grain/white printed MDF back

¾″ Wood grain/white laminated furniture board adjustable shelves with edge banding; WellLock Shelf Clips®

½″ Wood grain/white laminated furniture board bottom

★ For all finishes, end panels are indicated on the Finish Chart, see page Select–1–25. For complete end panel options, see page Select–1–10.
★★ For Paints and Paints with Glazes, the interior and exterior will be natural maple wood grain laminate.

Base

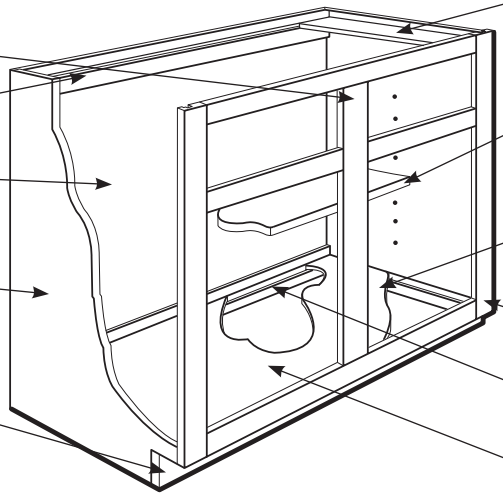

¾″ x 3½″ Solid wood center stile

11/16″ x 3½″ Wood grain/white laminated fiberboard hanging rails

⅛″ Wood grain/white printed MDF back

½″ Complementary wood grain/white/linen laminated furniture board end panels ★

4½″H x 3⅜″D Toe kick cut-out, ½″ unfinished furniture board toe kick extends to cabinet floor for captive construction

½″ x 3" I-Beam furniture board support dadoed into front, back and side

¾″ Wood grain/white laminated furniture board adjustable shelves with edge banding; dual locking WellLock Shelf Clips®

½″ Wood grain/white laminated furniture board bottom (solid wood braces on 36″ wide and larger cabinets)

¾″ x 1¾″ Kiln-dried solid wood face frames; mortised and tenoned, glued and stapled

Hanging rail dadoed to receive cabinet floor

Interior is wood grain/white laminate ★★

★ For all finishes, end panels are indicated on the Finish Chart, see page Select–1–25. For complete end panel options, see page Select–1–10.
★★ For Paints and Paints with Glazes, the interior and exterior will be natural maple wood grain laminate.

Drawer

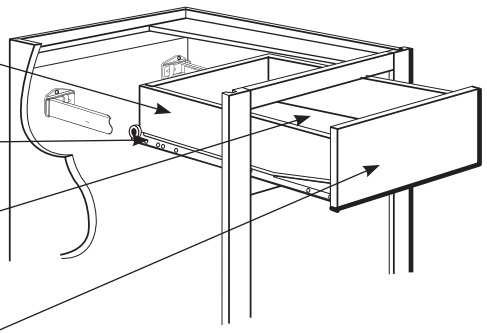

¾″ Wood grain/white laminated furniture board drawer sides, tenoned to accept ½″ sub-front and back

Epoxy coated captive self-closing drawer slides (drawer has a 75 lb. weight capacity)

⅛″ Wood grain/white printed hard board drawer bottom

¾″ Solid wood drawer front ★

Drawer Upgrade Options

Plywood Drawer Upgrade	Solid Wood Drawer Full Extension Drawer Slides
• 5/8″ Plywood dovetail drawer in natural finish • Smooth undermount soft close drawer slides • Smooth quiet drawer	• 5/8″ Solid hardwood drawer box in natural finish • Dovetail construction • Full extension undermount drawer slides • Soft close function • Keeps items from shifting • Smooth, quiet drawer • Prevents rebounding

See Select–1–8 for ordering codes

★ For thermofoil door styles, the cabinet interior is white and the exterior end panels are matching white or linen laminate, the face frames are finished maple and the drawer front is ¾″ thermofoil laminated fiberboard.
For laminate door styles in White and Linen, the cabinet interior is white laminate and the exterior end panels are matching white or linen laminate, the face frames are matching finish maple and the drawer front is ¾″ melamine laminate. Wood grain laminates will have natural wood grain laminate interiors with complementary laminate exteriors.

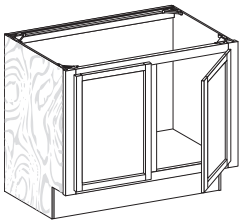

PCE — Plywood Cabinet Ends

When PCE option is selected both cabinet ends will receive ½" thick **unfinished** plywood ends with wood grain or white laminate interior. See below for specific construction details. See the Semi-Custom Chart for availability.

Pricing
Add 10% to List Price

To order, use the following code with cabinet item code:
PCE — Plywood Cabinet End
For Example: W3021 PCE

Semi-Custom	APC	BO	ES	FCE	FDBS	FH	FI	FIMD	FO	ID	MFE	P	PCE	PWD	RD	RTK	TKA	VTK	WCM	WDSC
SEL													•							

Wall

¾" x 1¾" Kiln-dried solid wood face frames; mortised and tenoned, glued and stapled

½" **Unfinished** plywood end panels with laminated interior (FCE and MFE options available)

Hanging rail dadoed to receive cabinet floor

Interior is wood grain/white laminate★★

Doors have 6-way adjustable WellLine® concealed hinges.

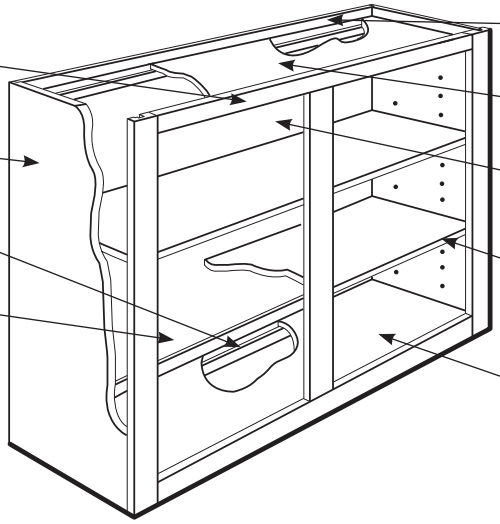

$^{11}/_{16}$" x 3½" Wood grain/white laminated fiberboard hanging rails

½" Wood grain/white laminated furniture board top

⅛" Wood grain/white printed MDF back

¾" Wood grain/white laminated furniture board adjustable shelves with edge banding; WellLock Shelf Clips®

½" Wood grain/white laminated furniture board bottom

★★ For Paints and Paints with Glazes, the interior and exterior will be natural maple wood grain laminate.

Base

¾" x 3½" Solid wood center stile

$^{11}/_{16}$" x 3½" Wood grain/white laminated fiberboard hanging rails

⅛" Wood grain/white printed MDF back

½" **Unfinished** plywood end panels with laminated interior (FCE and MFE options available)

4½"H x 3⅜"D Toe kick cut-out, ½" unfinished furniture board toe kick extends to cabinet floor for captive construction

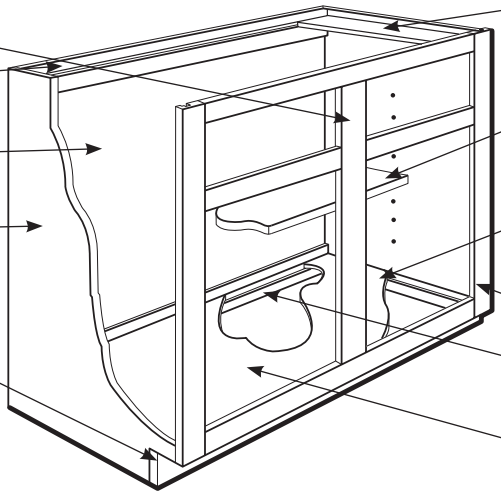

½" x 3" I-Beam furniture board support dadoed into front, back and side

¾" Wood grain/white laminated furniture board adjustable shelves with edge banding; dual locking WellLock Shelf Clips®

½" Wood grain/white laminated furniture board bottom (solid wood braces on 36" wide and larger cabinets)

¾" x 1¾" Kiln-dried solid wood face frames; mortised and tenoned, glued and stapled

Hanging rail dadoed to receive cabinet floor

Interior is wood grain/white laminate★★

★★ For Paints and Paints with Glazes, the interior and exterior will be natural maple wood grain laminate.

Drawer

¾" Wood grain/white laminated furniture board drawer sides, tenoned to accept ½" sub-front and back

Epoxy coated captive self-closing drawer slides (drawer has a 75 lb. weight capacity)

⅛" Wood grain/white printed hard board drawer bottom

¾" Solid wood drawer front★

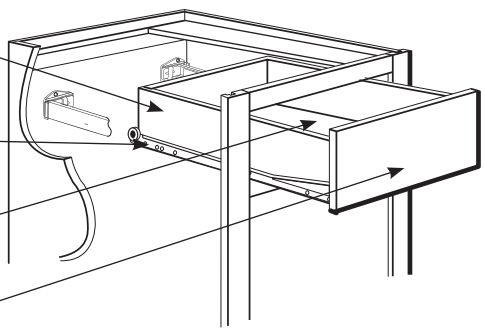

Drawer Upgrade Options

Plywood Drawer Upgrade	Solid Wood Drawer Full Extension Drawer Slides
• ⅝" Plywood dovetail drawer in natural finish • Smooth undermount soft close drawer slides • Smooth quiet drawer	• ⅝" Solid hardwood drawer box in natural finish • Dovetail construction • Full extension undermount drawer slides • Soft close function • Keeps items from shifting • Smooth, quiet drawer • Prevents rebounding

See Select–1–8 for ordering codes

★ For thermofoil door styles, the cabinet interior is white and the exterior end panels are matching white or linen laminate, the face frames are finished maple and the drawer front is ¾" thermofoil laminated fiberboard. For laminate door styles in White and Linen, the cabinet interior is white laminate and the exterior end panels are matching white or linen laminate, the face frames are matching finish maple and the drawer front is ¾" melamine laminate. Wood grain laminates will have natural wood grain laminate interiors with complementary laminate exteriors.

APC — All Plywood Construction

This option changes the cabinet to all plywood construction with plywood shelves, tops, bottoms and backs. This option also upgrades the drawer to the ⅝″ plywood dovetail drawer with undermount soft close drawer slides. See below for specific construction details. See Semi-Custom Chart for availability.

To order, use the following item code with the cabinet code:
APC—All Plywood Construction

Pricing
Add 20% to List Price

Semi-Custom	APC	BO	ES	FCE	FDBS	FH	FI	FIMD	FO	ID	MFE	P	PCE	PWD	RD	RTK	TKA	VTK	WCM	WDSC
SEL	•																			

Wall

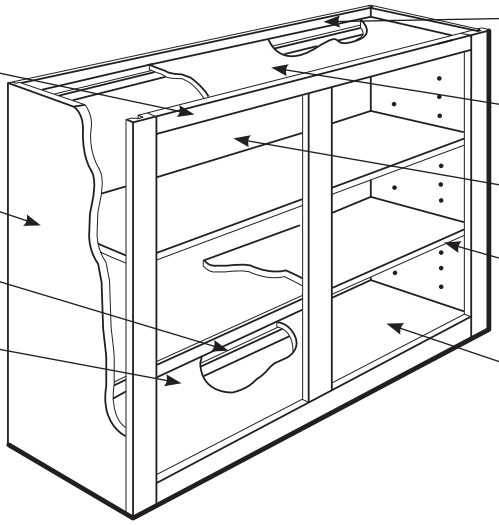

¾″ x 1¾″ Kiln-dried solid wood face frames; mortised and tenoned, glued and stapled

½″ **Unfinished** plywood end panels with laminate interior (FCE and MFE options available)

Hanging rail dadoed to receive cabinet floor

Interior is natural maple wood grain laminate

Doors have 6-way adjustable WellLine® concealed hinges.

¾″ x 3½″ Laminated solid hardwood or plywood hanging rails

½″ Wood grain laminated plywood top

3/16″ Wood grain laminated plywood back

¾″ Laminated plywood adjustable shelves with edge banding; WellLock Shelf Clips®

½″ Wood grain laminated plywood bottom

Base

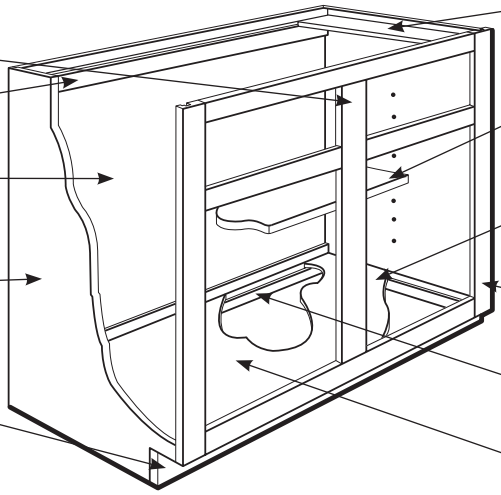

¾″ x 3½″ Solid wood center stile

¾″ x 3½″ Wood grain laminated solid hardwood or plywood hanging rails

3/16″ Wood grain laminate plywood back

½″ **Unfinished** plywood end panels with laminated interior (FCE and MFE options available)

4½″H x 3⅜″D Toe Kick cut out, ½″ unfinished plywood toe kick extends to cabinet floor for captive construction

½″ x 3" I-Beam plywood support dadoed into front, back and side

¾″ Laminated plywood adjustable shelves with edge banding; dual locking WellLock Shelf Clips®

½″ Wood grain laminated plywood bottom (solid wood brace on 36″ wide and larger cabinets)

¾″ x 1¾″ Kiln-dried, solid wood face frames; mortised and tenoned, glued and stapled

Hanging rail dadoed to receive cabinet floor

Interior is natural maple wood grain laminate

Drawer

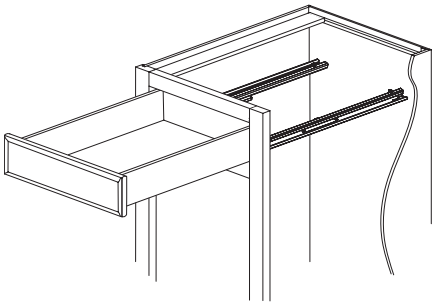

⅝″ Plywood dovetail drawer in a natural finish with laminated plywood drawer bottom, undermount soft close drawer slides with a 75 lb. weight capacity. Exposed dovetail joints are unfinished.

Drawer Upgrade Option

Solid Wood Drawer
Full Extension Drawer Slides

- ⅝" Solid hardwood drawer box in natural finish
- Dovetail construction
- Full extension undermount drawer slides
- Soft close function
- Keeps items from shifting
- Smooth, quiet drawer
- Prevents rebounding

See Select–1–8 for ordering codes

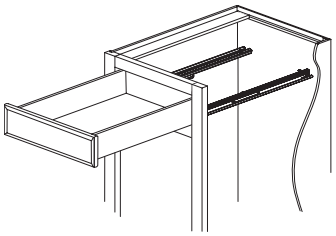

PWD — Plywood Drawer Upgrade

Drawers can be upgraded to 5/8" plywood dovetail drawer in a natural finish with laminated plywood drawer bottom, undermount soft close drawer slides with a 75 lb. weight capacity. Exposed dovetail joints are unfinished. See Semi-Custom Chart for availability.
Note: Must be ordered for all drawers in cabinet (not available on individual drawers).

To order, use the following codes with the cabinet item code:
PWD1 — Cabinet with one drawer
PWD2 — Cabinet with two drawers
PWD3 — Cabinet with three drawers
PWD4 — Cabinet with four drawers
PWD6 — Cabinet with six drawers
PWD8 — Cabinet with eight drawers
For Example: B18 PWD1
4DB24 PWD4

Pricing
Add $60 List per Drawer

Important Notice: 5-piece drawer fronts attached to plywood dovetail or wood dovetail drawer boxes will have additional bumpers placed on the 'figure 8' drawer front attachment brackets for added protection during shipping. These bumpers should be removed after cabinet installation.

Semi-Custom	APC	BO	ES	FCE	FDBS	FH	FI	FIMD	FO	ID	MFE	P	PCE	PWD	RD	RTK	TKA	VTK	WCM	WDSC
SEL														•						

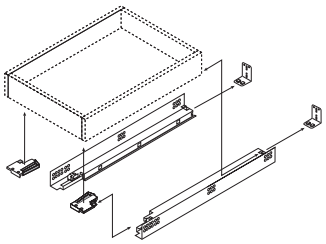

WDSC — Wood Drawer with Full Extension Undermount Drawer Slides featuring Soft Close

All base, vanity/office and tall cabinets with drawers are available with 5/8" solid hardwood dovetail drawer and Full Extension Undermount Drawer Slides featuring soft close. The soft closing function creates a perfectly silent and effortless operation. The last phase of the closing procedure leads to perfect movement without rebounding or springing back. See the Semi-Custom Chart for availability.
Note: Must be ordered for all drawers in cabinet (not available on individual drawers).

To order, use one of the following codes with cabinet item code:
WDSC1 — Cabinets with one drawer
WDSC2 — Cabinets with two drawers
WDSC3 — Cabinets with three drawers
WDSC4 — Cabinets with four drawers
WDSC6 — Cabinets with six drawers
WDSC8 — Cabinets with eight drawers
For Example: B18 WDSC1
4DB24 WDSC4

Pricing
Add $120 List per Drawer

Important Notice: 5-piece drawer fronts attached to plywood dovetail or wood dovetail drawer boxes will have additional bumpers placed on the 'figure 8' drawer front attachment brackets for added protection during shipping. These bumpers should be removed after cabinet installation.

Semi-Custom	APC	BO	ES	FCE	FDBS	FH	FI	FIMD	FO	ID	MFE	P	PCE	PWD	RD	RTK	TKA	VTK	WCM	WDSC
SEL																				•



SCH — Smooth Close Hinge Option

The Smooth Close Hinge provides a slow, smooth and controlled closure of doors. It also offers an on/off switch that can be adjusted for the weight of different door styles. This option must be ordered for all doors on a cabinet. It is not available on individual doors. This option will be available to order both at the header level and on individual line items.

To order at the header level, use the following key combination:
SCH—Smooth Close Hinge
For Example: SEL PRA MPL LGT SCH

To order at the line item level, use the following code with the cabinet code:
SCH—Smooth Close Hinge
For Example: B30 SCH

Pricing
Add $6 List per hinge

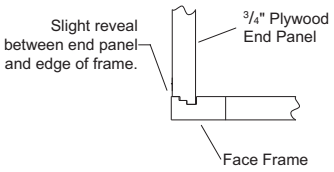

FCE — Flush Cabinet End

Many wall, base, vanity/office and tall cabinets are available with Flush Cabinet End option. A ¾" plywood end panel is used to create a flush appearance with a slight reveal between the end panel and the edge of the frame. When FCE option is selected end comes finished to match the door finish. See the Semi-Custom Chart for option availability.

To order, use the following codes with cabinet item code:

Code	Wall	Base	Tall
FCEL — Flush Cabinet End Left	$85	$100	$200
FCER — Flush Cabinet End Right	$85	$100	$200
FCEB — Flush Cabinet End Both	$170	$200	$400

For Example: B33 FCEL (Left)
B33 FCER (Right)
B33 FCEB (Both)

Semi-Custom	APC	BO	ES	FCE	FDBS	FH	FI	FIMD	FO	ID	MFE	P	PCE	PWD	RD	RTK	TKA	VTK	WCM	WDSC
SEL				•																

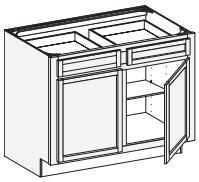

B36 MFEL

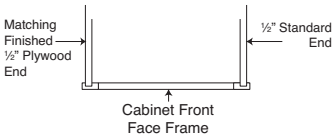

MFE — Matching Finished End

Cabinets receive ½" thick matching cherry, maple or oak finished veneer plywood end. Cabinet face frame and end panel have standard reveal. See the Semi-Custom Chart for availability.

To receive Matching Finished End:

Choose MFE option for left, right or both panels of the cabinet
To order, use the following codes with cabinet item code:

Code	Wall	Base	Tall
MFEL — Matching Finished End Left	$45	$65	$125
MFER — Matching Finished End Right	$45	$65	$125
MFEB — Matching Finished End Both	$90	$130	$250

For Example: B36 MFEL

Semi-Custom	APC	BO	ES	FCE	FDBS	FH	FI	FIMD	FO	ID	MFE	P	PCE	PWD	RD	RTK	TKA	VTK	WCM	WDSC
SEL											•									

Drawer Options:

Standard Drawer
Furniture Board Drawer



- 5/8" Wood grain/white laminated furniture board drawer
- Epoxy coated, self-closing, side mount drawer slides

Plywood Drawer Upgrade



- 5/8" Plywood dovetail drawer in natural finish
- Smooth undermount soft close drawer slides
- Smooth, quiet drawer
- Specify PWD to order

Wood Drawer With Full Extension Drawer Slides Upgrade Option
Solid Wood Drawer with Full Extension Drawer Slides featuring Soft Close (WDSC)



- 5/8" Solid hardwood drawer box in natural finish
- Dovetail construction
- Full extension undermount soft close drawer slides
- Keeps items from shifting
- Smooth, quiet drawer
- Prevents rebounding
- Specify WDSC order code

Hinge Options:



Standard Hinge
- 6-way adjustable concealed hinge



Smooth Close Hinge Option
- 6-way adjustable concealed hinge
- Soft Close
- See page Select–1–8 for details and ordering codes

Standard End Panels
½" Furniture Board End Panels:



Finishes with Complementary Ends
- Ends are standard with complementing wood grain, white or linen laminated furniture board



Finishes with Natural Ends
- Shipped standard with natural maple wood grain laminate
- Does not match cabinet front
- All exposed cabinet ends require an end application

Factory Installed Options:



Matching Finished End
- Specify MFE for one or both ends
- See Select–1–9 for details and ordering codes



Matching End Panel
- See page Select–1–45 for details and ordering codes



Flush Cabinet End
- Specify FCE for one or both ends
- Yields a ¾" flush, finished plywood cabinet end
- See Select–1–9 for details and ordering codes

Field Installed Options:



Applied Door
- Skin the End Panel
- Add appropriate size door



Matching End Panel



Finished Skin



Bead Board Panels

Finish

Cabinet components are machine sanded to prepare the surface for staining. Wellborn hand rubs the stain to enhance the natural wood grain. Three coats of finish, including two coats of high moisture resistant sealers and one top coat of high molecular weight synthetic catalyzed varnish, result in a durable finish. Natural finishes receive two coats of sealer and one top coat. **The Select Series has a machine sanded finishing process and does not include the detailed hand sanding technique featured in the Premier Series. Wellborn Cabinet, Inc. does not recommend designs combining these series.**

Face Frames

1¾" x ¾" Thick kiln-dried solid wood stile and rail members. The center stiles are ¾" x 3½" solid wood. On all blind corner base and blind corner wall cabinets, the center stiles are ¾" x 6½" solid wood. 48" Blind corner base has 9½" center stile. All face frame joints are precisely aligned with blind mortise and tenon, glued and stapled at all joints.

End Panels

½" Thick industrial grade furniture board with complementing wood grain, White or Linen laminate exterior resistant to household chemicals. Interior is wood grain or white laminate. For White and Linen laminate interior will be white. The top and bottom edges of wall cabinet end panels are banded with wood grain or white edge banding. End panels are machined to accept tops, bottoms and back panels.

Wall Cabinet Tops and Bottoms & Base Cabinet Bottoms

½" Thick industrial grade furniture board. These components are laminated with wood grain or white laminate. A dado joint, glue and staples are used to attach the top and bottom into face frames, end panels and hanging rails.

Backs

All backs are ⅛" thick wood grain or white MDF printed on the interior side. Wall cabinet backs are reinforced with 11⁄16" x 3½" laminated fiberboard hanging rails at the top and bottom. Wall cabinet backs are recessed and stapled into end panels, hanging rails and shelves. Base cabinet backs are attached in the same manner; the top and bottom of the base cabinet have 11⁄16" x 3½" laminated fiberboard hanging rails securing the back to the top of the end panel.

Shelves

Wall Cabinets — Adjustable Shelves

All wall cabinet shelves are adjustable and made of ¾" thick industrial grade furniture board. The shelves are laminated with a wood grain or white laminate which is resistant to water and household chemicals. The front edge of the shelf is banded with wood grain or white edge banding. The cabinet sides are drilled for shelf supports which are adjustable at 2½" increments.

Base Cabinets — Adjustable Shelves

All base cabinets have fully adjustable ¾" thick industrial grade furniture board shelves. The shelves are 10 9⁄16" deep and laminated with a wood grain or white laminate. The front edge is banded with a wood grain or white edge banding.

Base Toe Board

The toe kick for base, vanity, utility and oven cabinets is ½" x 4½"— industrial grade furniture board. Toe kicks are unfinished and have rodent proof captive construction.

Drawer — Inner Box Construction

Sides, Sub-Front and Back

The inner box construction includes ¾" wood grain or white furniture board drawer sides, and ½" sub-front and back. All backs and sub-fronts are tenoned into the sides, glued and stapled. The drawer box is screwed to the drawer front with four screws and is a full depth drawer. The drawer has a 75 lb. weight capacity.

Bottoms

⅛" Wood grain or white printed hardboard drawer bottoms dadoed to accept both sides, glued and stapled.

Drawer Slides

Drawers have epoxy coated side mount captive slides that provide smooth, easy operation. The slide has positive stop opening and self-closing features. Drawer slides fit into a bracket mounted to the hanging rail. The bracket allows horizontal drawer adjustability.

6–Way Adjustable Concealed Hinges

Hinges are 6-way adjustable, chrome finished and self-closing with a concealed hinge design.

Select Quick Reference Construction Chart		Standard Construction	Plywood Cabinet Ends	All Plywood Construction	Options				Standard Construction
Feature	**Description**	**Select**	**PCE**	**APC**	**PWD**	**WDSC**	**MFE**	**FCE**	**Premier**
Drawer Box	¾″ Laminated furniture board sides, tenoned to accept ½″ sub-front & back	•							
	⅝″ Plywood dovetail drawer sides, sub-front & back			★	★				
	⅝″ Solid hardwood drawer sides, sub-front & back with dovetail construction					★			•
Drawer Bottom	⅛″ Printed MDF	•							
	3/16″ Laminated plywood bottoms			★	★	★			•
Drawer Slides	Epoxy coated captive self-closing slides, bracket allows horizontal adjustment	•							
	Undermount soft close slides, bracket allows horizontal adjustment			★	★				
	Full extension drawer slides featuring soft close (WDSC)					★			•
Shelves	¾″ Laminated furniture board adjustable shelves, front edge banded	•							•
	¾″ Plywood adjustable shelves laminated and front edge banded			★					
Tops & Bottoms*	½″ Laminated furniture board	•							•
	½″ Plywood (laminated with wood grain laminate)			★					
Doors	Wood raised panel/veneer raised panel/recessed panel/thermofoil wrapped MDF/slab melamine	•							•
End Panels	½″ Laminated furniture board	•							
	½″ Thick plywood unfinished exterior & wood grain/white laminate interior		★	★					
	½″ Thick plywood, matching finished exterior with wood grain/white laminate interior						★		
	¾″ Thick plywood, matching finished exterior with wood grain/white laminate interior							★	
Toe Kick	½″ x 4½″H Unfinished furniture board toe kick with captive construction	•							•
	½″ x 4½″H Unfinished plywood toe kick with captive construction			★					
Face Frames	¾″ x 1¾″ Solid wood Center stiles are ¾″ x 3½″ Corner wall and base center stiles are ¾″ x 6½″ 48″ Corner base is ¾″ x 9½″	•							•
Backs	⅛″ Printed MDF	•							
	3/16″ Plywood laminated on interior			★					
I-Beams	½″ x 3″ I-Beam furniture board supports dadoed into front, back and side	•							•
	½″ x 3″ I-Beam plywood supports dadoed into front, back and side			★					
Hinges	6-way adjustable concealed	•							
	6-way adjustable concealed with Smooth Close	★	★	★					•

* Refers to wall cabinet tops only.
• Standard
★ Option

PWD = Plywood Drawer Upgrade
WDSC = Wood Dovetail Drawer with Full Extension Soft Close Slides
MFE = Matching Finished End
FCE = Flush Cabinet End

Traditional Overlay Concealed Hinge Door Styles: Door styles with a concealed hinge and a ½″ side, top and bottom door overlay.

Full Overlay Concealed Hinge Door Styles: The top drawer fronts for bases, vanity bases, base height vanities and vanity linen cabinets are 5⅝″. Base full height doors are 29⅛″ and vanity sink cabinets are 26⅛″. The reveal dimension between the top of the drawer front to the top of the face frame is 11/16″.

Square Door Styles: Represents all Wellborn door styles with square wall and base door designs.

Arch Door Styles: Represents all Wellborn door styles with arch wall and square base door designs.

Miter Door Styles: Represents all Wellborn door styles with mitered door designs.

Arlington Arch

Traditional overlay 3/16″ veneer arch recessed center panel surrounded by 2¼″ solid wood stiles and rails. The cope and tenon joints are bonded with glue and pinned from the back with a ⅝″ steel pin which is concealed with wood filler. The outside perimeter of the door and solid wood drawer front have an attractive profiled edge with a back bevel creating an integral finger pull. Base cabinet doors have a square recessed panel.

Arlington Square

Traditional overlay 3/16″ veneer square recessed center panel surrounded by 2¼″ solid wood stiles and rails. The cope and tenon joints are bonded with glue and pinned from the back with a ⅝″ steel pin which is concealed with wood filler. The outside perimeter of the door and solid wood drawer front have an attractive profiled edge with a back bevel creating an integral finger pull.

Bedford Arch

Full overlay solid wood arched raised center panel door and drawer front with a decorative edge profile. The cope and tenon joints are bonded with glue and pinned from the back with a ⅝″ steel pin which is concealed with a wood filler. Base cabinet doors have a square raised panel.

Bedford Square

Full overlay solid wood raised center panel door and drawer front with a decorative edge profile. The cope and tenon joints are bonded with glue and pinned from the back with a ⅝″ steel pin which is concealed with a wood filler.

Concord

Full overlay mitered construction door and drawer front with ⅜″ veneer raised center panel surrounded by 2¼″ solid wood stiles and rails. The door and drawer front feature a beaded outside perimeter and an attractive multi-step profile.

Franklin

Traditional overlay veneer square recessed center panel surrounded by 2¼″ solid wood stiles and rails. The cope and tenon joints are bonded with glue and pinned from the back with a ⅝″ steel pin which is concealed with wood filler. The outside perimeter of the door and solid wood drawer have a square edge.

Harmony

Full overlay mitered construction door and drawer front with 3/16″ veneer recessed center panel surrounded by 2¼″ solid wood stiles and rails. The door and drawer front feature a beaded outside perimeter and an attractive multi-step profile.

Harvest Arch

Traditional overlay veneer arched raised panel surrounded by 2¼″ solid wood stiles, bottom rail and a 3½″ arched crown. The cope and tenon joints are bonded with glue and pinned from the back with a ⅝″ steel pin which is concealed with wood filler. The outside perimeter of the door and solid wood drawer front have an attractive profiled edge with a back bevel creating an integral finger pull. Base cabinet doors have a square raised panel.

Harvest Square

Traditional overlay veneer square raised panel surrounded by 2¼″ solid wood stiles and rails. The cope and tenon joints are bonded with glue and pinned from the back with a ⅝″ steel pin which is concealed with wood filler. The outside perimeter of the door and solid wood drawer front have an attractive profiled edge with a back bevel creating an integral finger pull.

Millbrook Arch

Full overlay cope and tenon construction door with 3/16″ veneer arched recessed center panel surrounded by 2 9/16″ stiles and rails. Drawer fronts are a one piece design. The outside perimeter of the door and drawer front has a step edge profile. Base cabinet doors have a square recessed panel.

Millbrook Square

Full overlay cope and tenon construction door with 3/16″ veneer square recessed center panel surrounded by 2 9/16″ stiles and rails. Drawer fronts are a one piece design. The outside perimeter of the door and drawer front has a step edge profile.

Prairie

Full overlay veneer square recessed center panel surrounded by 2 9/16″ solid wood stiles and rails. The cope and tenon joints are bonded with glue and pinned from the back with a ⅝″ steel pin which is concealed with wood filler. The outside perimeter of the door and solid wood drawer front have a square edge.

Urban

Full overlay veneer eased edge slab door and drawers with edge banding.

Imperial Thermofoil

Traditional overlay ¾″ fiberboard door with White or Linen thermofoil. The doors have a square raised panel appearance with a decoratively profiled perimeter creating a built-in finger pull.

Nantucket Thermofoil

Full overlay ¾″ fiberboard door and drawer front with White or Linen thermofoil. The doors and drawer fronts have a beaded center panel appearance with a soft eased outside profile.

Newport Thermofoil

Full overlay ¾″ fiberboard door and drawer front with White or Linen thermofoil. The doors and drawer fronts have a recessed flat center panel appearance with a soft eased outside profile.

Sea Spray Arch Thermofoil

Full overlay ¾″ fiberboard door and drawer front with White or Linen thermofoil. The doors have an arch raised center panel appearance. Base cabinet doors have a square raised panel.

Sea Spray Square Thermofoil

Full overlay ¾″ fiberboard door and drawer front with White or Linen thermofoil. The doors have an square raised center panel appearance.

Loft Laminate

Full overlay melamine laminated door and slab drawer fronts are edge banded on all four edges with PVC banding. Both doors and drawer fronts have square edges.

Manchester Laminate

Full overlay melamine laminated door and slab drawer fronts are edge banded on all four edges with PVC banding. Both doors and drawer fronts have square edges.

Alto MDF

Full overlay ¾″ slab MDF door and drawer front.

Belmont MDF

Full overlay ¾″ MDF door and drawer front. The doors have a square raised panel appearance with applied decorative moulding.

Bishop MDF

Full overlay ¾″ five piece MDF wide stile and rail door with slab drawer front. The doors have a square flat panel.

Camden Arch MDF

Full overlay ¾″ MDF door and drawer front. The doors have a arch raised center panel appearance. Base cabinet doors have a square raised panel.

Camden Square MDF

Full overlay ¾″ MDF door and drawer front. The doors have a square raised center panel appearance.

Hancock MDF

Full overlay ¾″ five piece MDF door with slab drawer front. The doors have a square flat panel.

Hartford MDF

Full overlay ¾″ MDF door and drawer front. The doors have a square raised panel appearance with applied decorative moulding.

Trestle MDF

Full overlay ¾″ five piece MDF wide stile and rail door with slab drawer front. The doors have a square raised panel.

ALTO


Wall



Base


Standard Drawer Front Configuration


Detail

Door Material:
MDF

Ordering Code: ATO

Notes:
- Full Overlay
- Eased Edge Slab Door and Drawer Front
- Adjustable Concealed Hinges

ARLINGTON ARCH


Wall

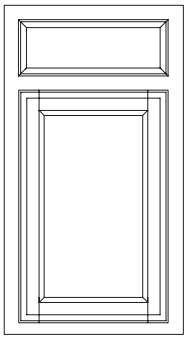
Base


Standard Drawer Front Configuration

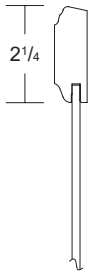

Detail

Wood Species:
Cherry
Maple
Oak

Ordering Code: ARA

Notes:
- Traditional Overlay
- Adjustable Concealed Hinges
- Profiled Door and Drawer Front Edges
- Veneer Arched Recessed Center Panel
- Standard Vanity Cabinets have Arch Doors

ARLINGTON SQUARE


Wall

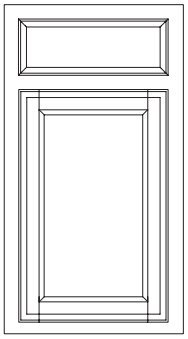
Base


Standard Drawer Front Configuration

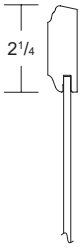

Detail

Wood Species:
Cherry
Maple
Oak

Ordering Code: ARS

Notes:
- Traditional Overlay
- Adjustable Concealed Hinges
- Profiled Door and Drawer Front Edges
- Veneer Recessed Center Panel

BEDFORD ARCH


Wall



Base


Standard Drawer Front Configuration

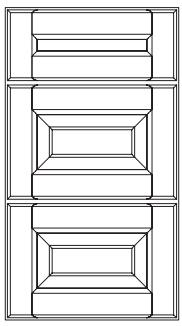
Classic Drawer Front Option

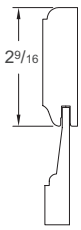

Detail

Wood Species:
Cherry
Maple
Oak
Hickory

Ordering Code: BFA

Notes:
- Full Overlay
- Profiled Door and Drawer Front Edges
- Solid Wood Raised Center Panel
- Standard Vanity Cabinets have Arch Doors
- Classic Drawer Front Option Available
- Painted Maple will have a MDF center panel
- Hardware opening top drawer: 1”

BEDFORD SQUARE

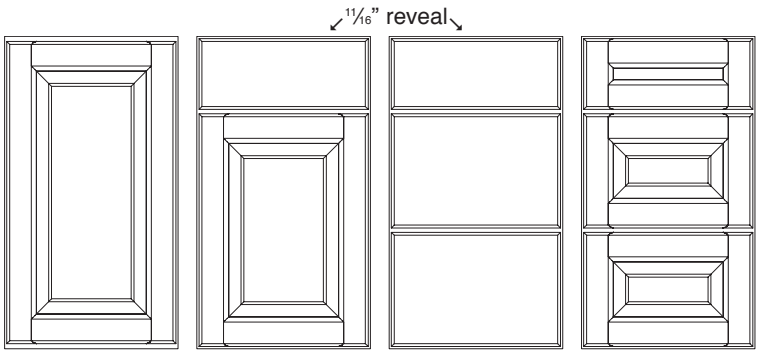

Wall | Base | Standard Drawer Front Configuration | Classic Drawer Front Option | Detail

Wood Species:
- Cherry
- Maple
- Oak
- Hickory

Ordering Code: BFS

Notes:
- Full Overlay
- Profiled Door and Drawer Front Edges
- Solid Wood Raised Center Panel
- Classic Drawer Front Option Available
- Painted Maple will have a MDF center panel
- Hardware opening top drawer: 1"

BELMONT



Wall | Base | Standard Drawer Front Configuration | Slab Drawer Front Option | Detail

Door Material:
MDF

Ordering Code: BEL

Notes:
- Full Overlay
- Adjustable Concealed Hinges
- Raised Center Panel Appearance with Applied Moulding
- Drawer Fronts Greater Than 8 1/8" tall will have Raised Panel Appearance with Applied Moulding
- Slab Drawer Front Option Available
- Hardware opening top drawer: 7/8"

BISHOP

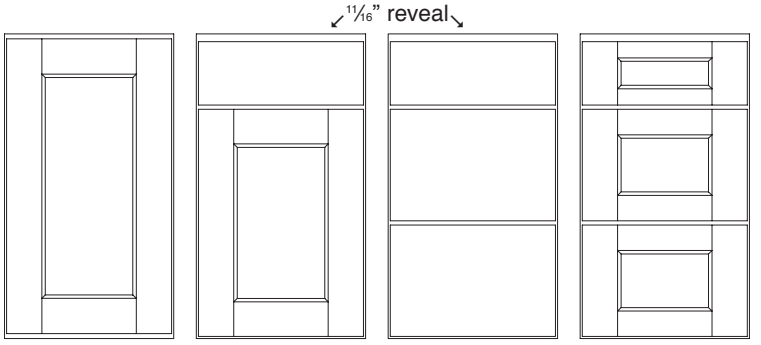

Wall | Base | Standard Drawer Front Configuration | Classic Drawer Front Option | Detail

Door Material:
MDF

Ordering Code: BSP

Notes:
- Full Overlay
- Adjustable Concealed Hinges
- 3 7/16" Wide Stile and Rail with Step Inside Profile*
- Flat Center Panel
- Classic Drawer Front Option Available**
- Hardware opening top drawer: 2 1/8"

* Doors that are smaller than 11 5/8" wide will require reduced stile widths. The rail dimension will be 3 7/16" and will not change

** Drawer Fronts will have reduced rail widths

CAMDEN ARCH

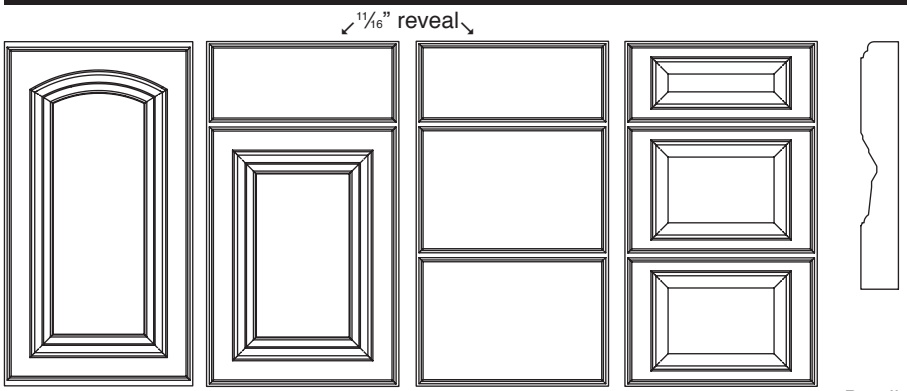

Wall | Base | Standard Drawer Front Configuration | Classic Drawer Front Option | Detail

Door Material:
MDF

Ordering Code: CMA

Notes:
- Full Overlay
- Adjustable Concealed Hinges
- Profiled Door and Slab Drawer Front Edges
- Raised Center Panel Appearance
- Classic Drawer Front Option Available
- Hardware opening top drawer: 7/8"

CAMDEN SQUARE

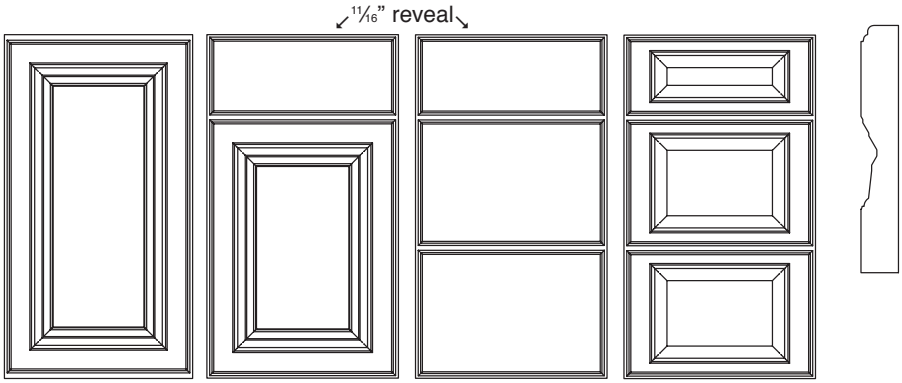

Wall | Base | Standard Drawer Front Configuration | Classic Drawer Front Option | Detail

Door Material:
MDF

Ordering Code: CMS

Notes:
- Full Overlay
- Adjustable Concealed Hinges
- Profiled Door and Slab Drawer Front Edges
- Raised Center Panel Appearance
- Classic Drawer Front Option Available
- Hardware opening top drawer: 7/8"

CONCORD



Wall | Base | Standard Drawer Front Configuration | Slab Drawer Front Option | Detail

Wood Species:
Maple

Ordering Code: CRD

Notes:
- Full Overlay Classic Miter
- Adjustable Concealed Hinges
- Profiled Door and Drawer Front Edges
- Veneer Raised Center Panel
- Five Piece Drawer Front with Veneer Recessed Center Panel
- Slab Drawer Front Option Available
- Hardware opening top drawer: 1 1/8"

FRANKLIN

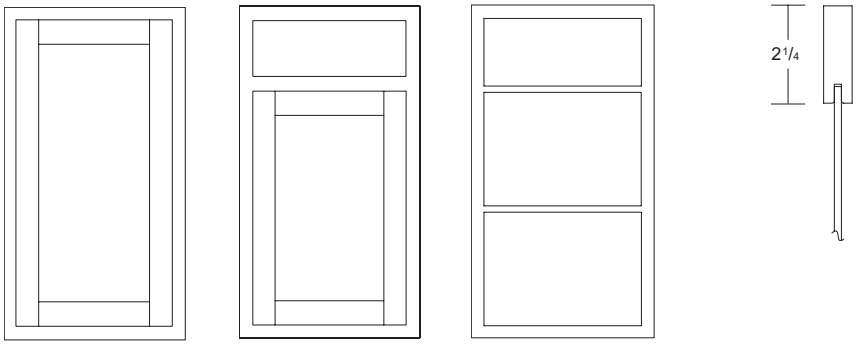

Wall | Base | Standard Drawer Front Configuration | Detail

Wood Species:
Maple
Oak

Ordering Code: FKN

Notes:
- Traditional Overlay
- Square Door and Drawer Front Edges
- Veneer Recessed Center Panel is 3/16" Thick

HANCOCK

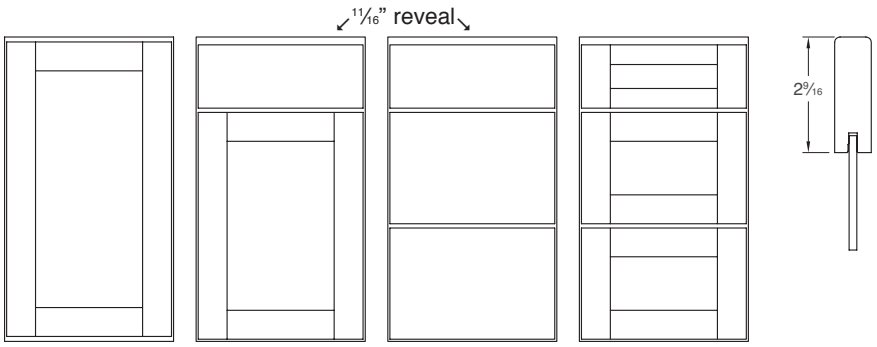

Wall | Base | Standard Drawer Front Configuration | Classic Drawer Front Option | Detail

Door Material:
MDF

Ordering Code: HNK

Notes:
- Full Overlay
- Adjustable Concealed Hinges
- Flat Center Panel
- Classic Drawer Front Option Available
- Hardware opening top drawer: 2 1/8"

HARMONY

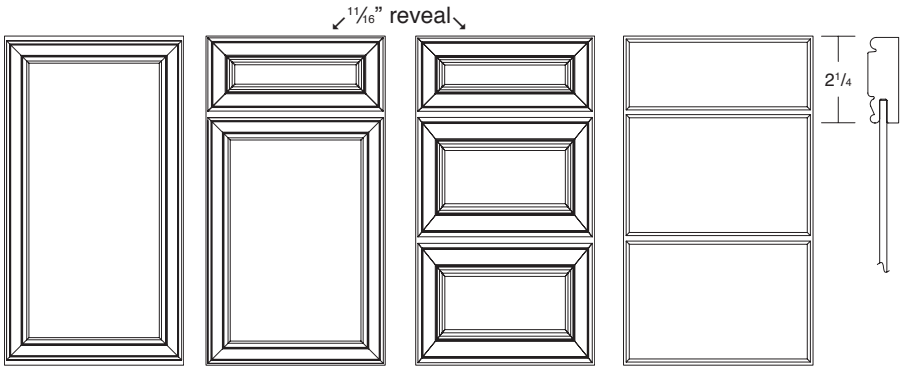

Wall | Base | Standard Drawer Front Configuration | Slab Drawer Front Option | Detail

Wood Species:
Cherry
Maple

Ordering Code: HMY

Notes:
- Full Overlay Classic Miter
- Adjustable Concealed Hinges
- Profiled Door and Drawer Front Edges
- Veneer Recessed Center Panel
- Five Piece Drawer Front with Veneer Recessed Center Panel
- Slab Drawer Front Option Available
- Hardware opening top drawer: 1⅛"

HARTFORD



Wall | Base | Standard Drawer Front Configuration | Slab Drawer Front Option | Detail

Door Material:
MDF

Ordering Code: HFD

Notes:
- Full Overlay
- Adjustable Concealed Hinges
- Raised Center Panel Appearance with Applied Moulding
- Drawer Fronts Greater Than 8⅛" tall will have Raised Panel Appearance with Applied Moulding
- Slab Drawer Front Option Available
- Hardware opening top drawer: ⅞"

HARVEST ARCH

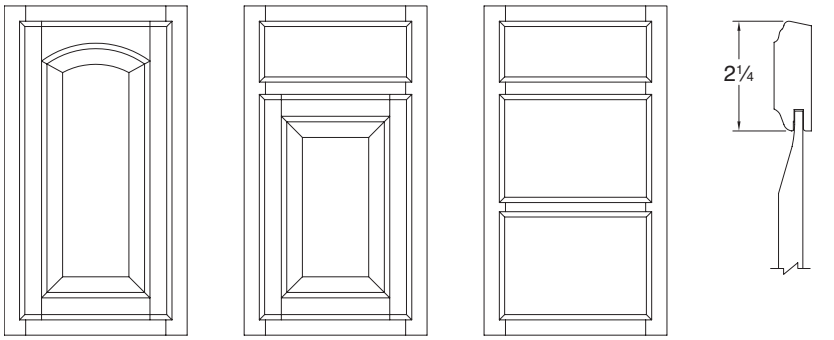

Wall | Base | Standard Drawer Front Configuration | Detail

Wood Species:
Cherry
Maple
Oak

Ordering Code: HVA

Notes:
- Traditional Overlay
- Adjustable Concealed Hinges
- Profiled Door and Drawer Front Edges
- Veneer Raised Center Panel
- Standard Vanity Cabinets have Arch Doors

HARVEST SQUARE

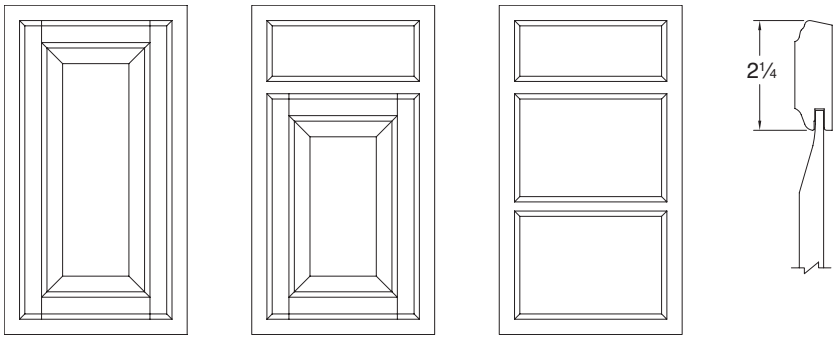

Wall | Base | Standard Drawer Front Configuration | Detail

Wood Species:
Cherry
Maple
Oak

Ordering Code: HVS

Notes:
- Traditional Overlay
- Adjustable Concealed Hinges
- Profiled Door and Drawer Front Edges
- Veneer Raised Center Panel

IMPERIAL

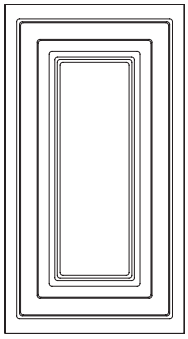
Wall

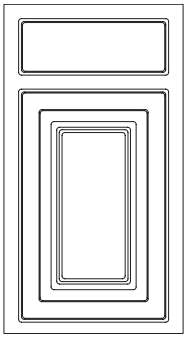
Base

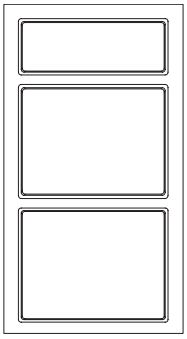
Standard Drawer Front Configuration


Detail

Door Material:
Thermofoil

Ordering Code: IMP

Notes:
- Traditional Overlay
- Adjustable Concealed Hinges
- Profiled Door and Drawer Front Edges with Routed Finger Pull
- Raised Center Panel Appearance

LOFT


Wall


Base


Standard Drawer Front Configuration


Detail

Door Material:
Laminate

Ordering Code: LOF

Notes:
- Full Overlay
- Adjustable Concealed Hinges
- Slab Melamine Laminate Door and Drawer Front
- Doors and Drawer Fronts have Horizontal Graining

MANCHESTER


Wall


Base


Standard Drawer Front Configuration


Detail

Door Material:
Laminate

Ordering Code: MCT

Notes:
- Full Overlay
- Adjustable Concealed Hinges
- Slab Melamine Laminate Door and Drawer Front

MILLBROOK ARCH


Wall


Base


Standard Drawer Front Configuration

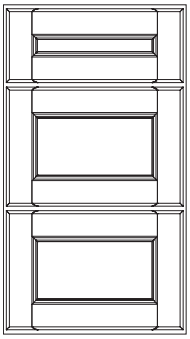
Classic Drawer Front Option

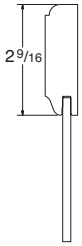
Detail

Wood Species:
Cherry
Maple
Oak

Ordering Code: MBA

Notes:
- Full Overlay
- Adjustable Concealed Hinges
- Profiled Door and Drawer Front Edges
- Veneer Arched Recessed Center Panel
- Standard Vanity Cabinets have Arch Doors
- Classic Drawer Front Option Available with Solid Center Panels
- Hardware opening top drawer: 1”

MILLBROOK SQUARE

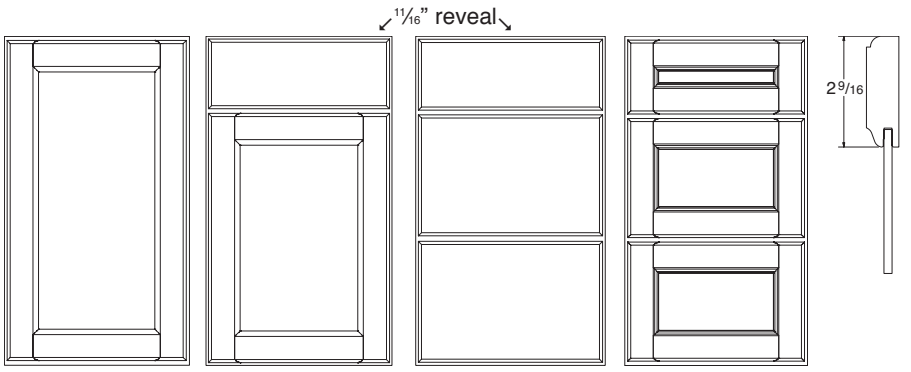

Wall | Base | Standard Drawer Front Configuration | Classic Drawer Front Option | Detail

Wood Species:
Cherry
Maple
Oak

Ordering Code: MBS

Notes:
- Full Overlay
- Adjustable Concealed Hinges
- Profiled Door and Drawer Front Edges
- Classic Drawer Front Option Available with Solid Center Panels
- Hardware opening top drawer: 1”

NANTUCKET

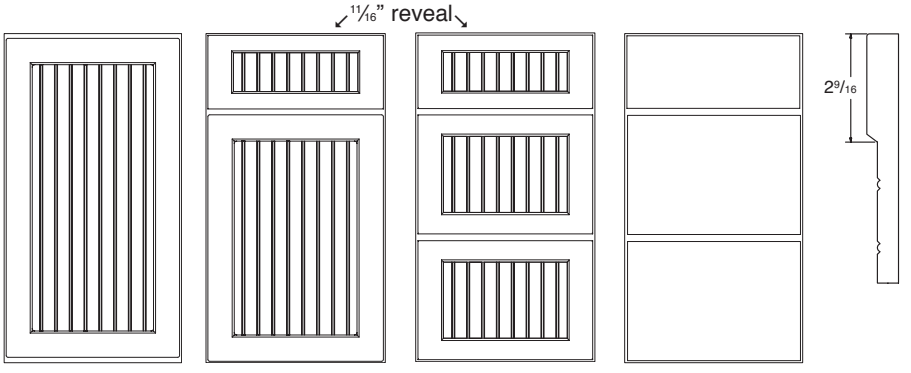

Wall | Base | Standard Drawer Front Configuration | Slab Drawer Front Option | Detail

Door Material:
Thermofoil

Ordering Code: NTK

Notes:
- Full Overlay
- Adjustable Concealed Hinges
- Door and Drawer Front have a Beaded Center Panel Appearance
- Slab Drawer Front Option Available
- Hardware opening top drawer: 2¾”

NEWPORT



Wall | Base | Standard Drawer Front Configuration | Slab Drawer Front Option | Detail

Door Material:
Thermofoil

Ordering Code: NPT

Notes:
- Full Overlay
- Adjustable Concealed Hinges
- Door and Drawer Front have a Recessed Flat Center Panel Appearance
- Slab Drawer Front Option Available
- Hardware opening top drawer: 2¾”

PRAIRIE



Wall | Base | Standard Drawer Front Configuration | Classic Drawer Front Option | Detail

Wood Species:
Cherry
Maple
Oak
Hickory

Ordering Code: PRA

Notes:
- Full Overlay
- Adjustable Concealed Hinges
- Square Door and Drawer Front Edges
- Veneer Recessed Center Panel is 3/16” Thick
- Classic Drawer Front Option Available with solid center panels
- Painted maple will have a MDF center panel
- Hardware opening top drawer: 2⅛”

SEA SPRAY ARCH



Wall | Base | Standard Drawer Front Configuration | Classic Drawer Front Option | Detail

Door Material:
Thermofoil

Ordering Code: SSA

Notes:
- Full Overlay
- Adjustable Concealed Hinges
- Profiled Door and Drawer Front Edges
- Arched Raised Center Panel Appearance
- White Laminated Furniture Board Drawer and Interior
- Standard Vanity Cabinets have Arch Doors
- Hardware opening top drawer: 5/8"

SEA SPRAY SQUARE



Wall | Base | Standard Drawer Front Configuration | Classic Drawer Front Option | Detail

Door Material:
Thermofoil

Ordering Code: SSS

Notes:
- Full Overlay
- Adjustable Concealed Hinges
- Profiled Door and Drawer Front Edges
- White Laminated Furniture Board Drawer and Interior
- Hardware opening top drawer: 5/8"

TRESTLE

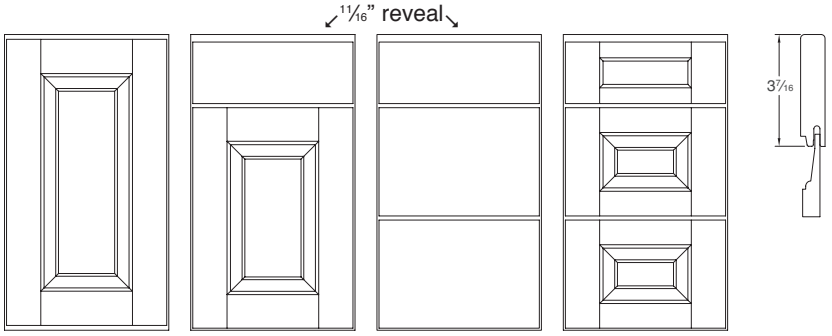

Wall | Base | Standard Drawer Front Configuration | Classic Drawer Front Option | Detail

Door Material:
MDF

Ordering Code: TSL

Notes:
- Full Overlay
- Adjustable Concealed Hinges
- 3 7/16" Wide Stile and Rail with Step Inside Profile*
- Raised Center Panel
- Classic Drawer Front Option Available**
- Hardware opening top drawer: 2 1/8"

* Doors that are smaller that 11 5/8" wide will require reduced stile widths. The rail dimension will be 3 7/16" and will not change

** Drawer Fronts will have reduced rail widths

URBAN

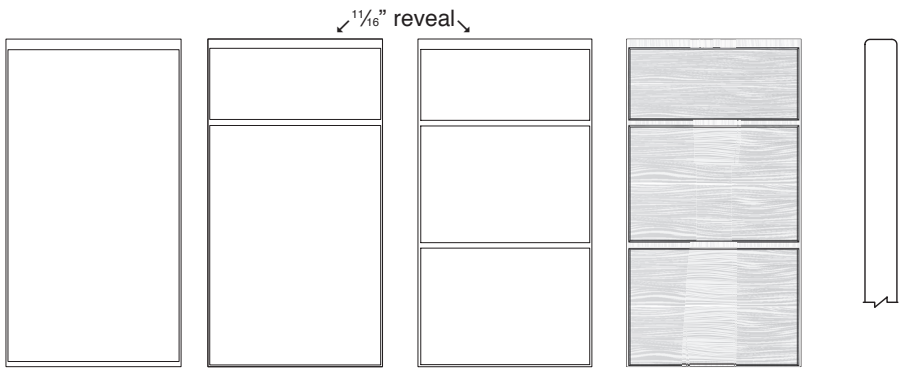

Wall | Base | Standard Drawer Front Configuration | Horizontal Drawer Front Option | Detail

Wood Species: NEW
Cherry
Maple
Oak

Ordering Code: UBN

Notes:
- Full Overlay
- Adjustable Concealed Hinges
- Eased Edge Slab Door and Drawer Front
- Veneered with Wood Edge Banding
- Horizontal Drawer Front Option Available
- Only Available in Stains and Stains with Glazes

Installation Recommendations for Applied Moulding Doors Only

Filler Requirements for Full Overlay Cabinets installed adjacent to "Pulled" or Increased Depth cabinets.

* Add 1/4" to the Filler width if the "Adjacent Cabinet" has standard end panels with the 1/4" scribe on the frame. Cabinets with flush ends would not require the additional 1/4".

A minimum 1/4" Filler is also required on Drawer Base Cabinets Installed in this situation to allow the Drawer Front to clear the 1/4" Frame Scribe when the drawer is pulled out.

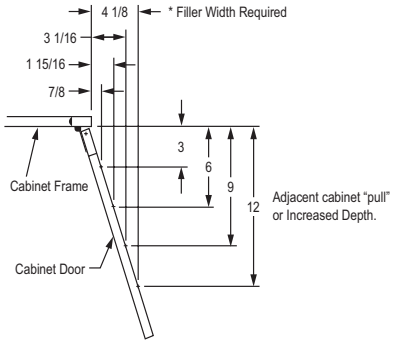

All Base, Vanity and Desk cabinets have a 11⁄16″ reveal for FOL door styles and 1¼″ for TOL door styles at top.

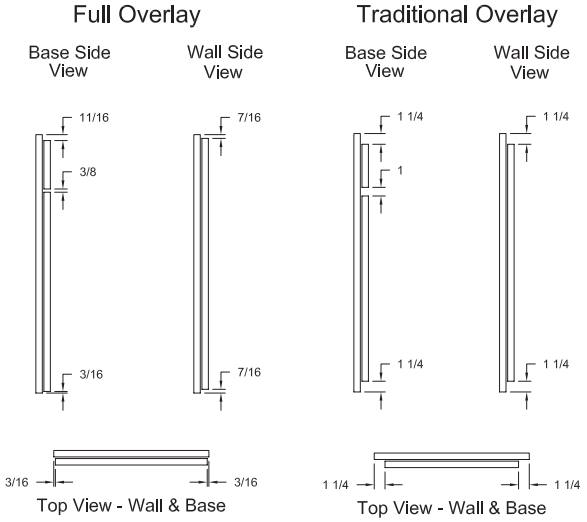

Reveal Notice for The Select Series

Full Overlay Reveal Information	
Visible area from top drawer front to top of face frame	11⁄16″
Top drawer front heights	5 5⁄8″
Full height base door heights	29 1⁄8″
Vanity sink cabinet door heights	26 1⁄8″



Standard Drawer Configuration ***CDF***

CDF — Classic Drawer Front Option

A 5-piece Classic Drawer Front option is available on specified door styles. See Door Style Chart for availability indicated with ■. CDF option can be ordered at the header level to apply to your entire order or at the line item level for specific cabinets.

To order at header level, use the following key combination:
CDF — Classic Drawer Front
For Example: SEL SSS CDF TMF WHT

To order at line item level, use the following code with cabinet item code:
CDF — Classic Drawer Front
For Example: B21 CDF1

Note: For all door styles, drawer fronts less than 4 5⁄8″ will remain one piece.

Important Installation Notice: 5-piece drawer fronts attached to plywood dovetail or wood dovetail drawer boxes will have additional bumpers placed on the 'figure 8' drawer front attachment brackets for added protection during shipping. These bumpers should be removed after cabinet installation.

Pricing
Cabinet List Price +
CDF option List Price $80 (per each drawer) +

For Example: 3DB18 CDF3

Cabinet List Price	$800
CDF option list price:	$240
Total List Price	$1040



Non-matching grain pattern

HGDF — Horizontal Grain Drawer Front Option

This option is only available on Urban door style. HGDF option can be ordered at the header level to apply to your entire order or at the line item level for specific cabinets.

To order at header level, use the following key combination:
HGDF — Horizontal Grain Drawer Front
For Example: SEL UBN HGDF OAK LGT

To order at line item level, use the following code with cabinet item code:
HGDF — Horizontal Grain Drawer Front
For Example: B21 HGDF1

Pricing
Cabinet list price +
HGDF option list price $80 (per each drawer)

For Example: 3DB18 HGDF3

Cabinet list price:	$800
HGDF option list price:	$240
Total list price	$1040



Standard Drawer Configuration



SDF

SDF — Slab Drawer Front Option

A one piece or slab drawer front is available on specified door styles. See Door Style Chart for availability indicated with ❑. SDF option can be ordered at the header level to apply to your entire order or at the line item level for specific cabinets.

To order at header level, use the following key combination:
SDF — Slab Drawer Front
For Example: SEL BEL SDF MDF GLR

To order at line item level, use the following code with cabinet item code:
SDF — Slab Drawer Front
For Example: B21 SDF1

Pricing
No Charge

THE SELECT SERIES — DOOR CHART

SELECT SERIES DOOR & WOOD SPECIES AVAILABILITY											
Door Name	Ordering Codes	Overlay	Slab Drawer Front	Classic Drawer Front	Cherry	Maple	Oak	Hickory	Medium Density Fiberboard	Thermofoil	Laminate
			SDF	CDF	CHY	MPL	OAK	HKY	MDF	TMF	LAM
Alto	ATO	FOL	▲						•		
Arlington Arch	ARA	TOL	▲		•	•	•				
Arlington Square	ARS	TOL	▲		•	•	•				
Bedford Arch	BFA	FOL	▲	■	•	•	•	•			
Bedford Square	BFS	FOL	▲	■	•	•	•	•			
Belmont	BEL	FOL	❑	▲					•		
Bishop	BSP	FOL	▲	■					•		
Camden Arch	CMA	FOL	▲	■					•		
Camden Square	CMS	FOL	▲	■					•		
Concord	CRD	FOL	❑	▲		•					
Franklin	FKN	TOL	▲			•	•				
Hancock	HNK	FOL	▲	■					•		
Harmony	HMY	FOL	❑	▲	•	•					
Hartford	HFD	FOL	❑	▲					•		
Harvest Arch	HVA	TOL	▲		•	•	•				
Harvest Square	HVS	TOL	▲		•	•	•				
Imperial	IMP	TOL	▲							•	
Loft	LOF	FOL	▲								•
Manchester	MCT	FOL	▲								•
Millbrook Arch	MBA	FOL	▲	■	•	•	•				
Millbrook Square	MBS	FOL	▲	■	•	•	•				
Nantucket	NTK	FOL	❑	▲						•	
Newport	NPT	FOL	❑	▲						•	
Prairie	PRA	FOL	▲	■	•	•	•	•			
Sea Spray Arch	SSA	FOL	▲	■						•	
Sea Spray Square	SSS	FOL	▲	■						•	
Trestle	TSL	FOL	▲	■					•		
Urban ❋	UBN	FOL	▲	HGDF ■	•	•	•				

All finishes for a species are available on all door styles in that species unless noted. For example, all cherry finishes are available on all cherry door styles.
❋ Urban is only available in Stains and Stains with Glazes for its available wood species.
■ Classic Drawer Front Option — CDF available as an option on these door styles. Add a charge of $80 List for each drawer and blank front.
❑ Slab Drawer Front Option — SDF available as an option on these door styles at no charge.
▲ Standard drawer front configuration
HGDF■ Horizontal Grain Drawer Front — HDGF available as an option on this door style. Add a charge of $80 List for each drawer and blank front.

Determining Series Ordering Codes:
To determine series ordering code, add the desired series code, door style code and species code to the preferred finish code.
For example:

Series Code		Door Style Code		Drawer Front		Species Code		Finish Code		Glaze Option		Series Ordering Code
SEL	+	SSS	+	CDF	+	TMF	+	WHT	+		=	SEL SSS CDF TMF WHT (Select Series)
SEL	+	MBA	+		+	MPL	+	HON	+	JAV	=	SEL MBA MPL HON JAV (Select Series)

Painted Medium Density Fiberboard (MDF) doors will display a color variance from the painted maple face frames, corbels, mouldings and other accessory items made with solid maple wood or maple plywood used in the same finish due to the MDF substrate material. This is not considered a defect and is not covered under warranty.

Laminate doors will display a variance from the finished face frames, corbels, mouldings and other accessory items made with solid wood or plywood in the same finish. This is not considered a defect and is not covered under warranty.

Important Installation Notice: 5-piece drawer fronts attached to plywood dovetail or wood dovetail drawer boxes will have additional bumpers placed on the "figure 8" drawer front attachment brackets for added protection during shipping. These bumpers should be removed after cabinet installation.

Available to Order May 2, 2016

Wellborn Cabinet, Inc. makes all MDF door styles from a Premier Superior Refined Medium Density Fiberboard to provide better quality from the start for a beautiful finish.

STAINS

Stains	Ordering Codes	Species						
		Cherry	Maple	Oak	Hickory	MDF	Thermofoil	Laminate
Unfinished	UNF	•	•	•	•			
Natural	NAT	•	•	•	•			
Natural Cherry	NCH							•
Natural Maple	NMP							•
Saffron	SAF	•						
Light	LGT	•	•	•	•			
Medium	MED		•	•	•			
Dark	DRK	•		•	•			
Caramel	CML	•	•	•	•			
Sable	SBL	•	•	•	•			
Sienna	SEA	•	•	•	•			•
Coffee	COF		•	•	•			
Blush	BSH	•	•	•	•			
Spiceberry	SBY		•	•	•			•
Drift	DFT	• NE	• NE	• NE	• NE			
White	WHT						•	•‡
Linen	LIN						•	•‡
Espresso	ESP	5%	5%	5%	5%			
Shadow	SHD	5% NE	5% NE	5% NE	5% NE			

STAINS WITH GLAZES - 12%

Stains with Glazes	Ordering Codes	Species						
		Cherry	Maple	Oak	Hickory			
Blush Charcoal	BSH CHL	12%	12%	12%	12%			
Blush Java	BSH JAV	12%	12%	12%	12%			
Caramel Java	CML JAV	12%	12%	12%	12%			
Cocoa Java	COC JAV	12%						
Drift Slate	DFT SLT	12% NE	12% NE	12% NE	12% NE			
Honey Java	HON JAV		12%	12%	12%			
Light Java	LGT JAV		12%	12%	12%			
Natural Java	NAT JAV	12%						
Natural Slate	NAT SLT	12%	12%	12%	12%			
Nutmeg Java	NMG JAV	12%	12%	12%	12%			
Saffron Java	SAF JAV	12%						
Saffron Slate	SAF SLT	12%						

STAINS WITH GLAZES - 15%

Stains with Glazes	Ordering Codes	Species						
		Cherry	Maple	Oak	Hickory			
Sable Charcoal	SBL CHL	15%	15%	15%	15%			
Shadow Charcoal	SHD CHL	15% NE	15% NE	15% NE	15% NE			
Sienna Charcoal	SEA CHL	15%	15%	15%	15%			

PAINTS

Paints	Ordering Codes	Species						
		Cherry	Maple	Oak		MDF		
Crème	CRM		15% NE	15% NE		• NE		
Divinity	DIV		15% NE	15% NE		• NE		
Dove	DOV		15% NE	15% NE		• NE		
Glacier	GLR		15% NE	15% NE		• NE		
Onyx	ONX		15% NE	15% NE		• NE		
Pebble	PBL		15% NE ❖	15% NE		• NE		
Sandstone	SND		15% NE	15% NE		• NE		
Willow	WLO		15% NE ❖	15% NE		• NE		

PAINTS WITH GLAZES

Paints with Glazes	Ordering Codes	Species						
		Cherry	Maple	Oak		MDF		
Crème Mocha	CRM MOC		15% NE	15% NE		• NE		
Divinity Java	DIV JAV		15% NE	15% NE		• NE		
Dove Bronze	DOV BRZ		15% NE	15% NE		• NE		
Dove Slate	DOV SLT		15% NE	15% NE		• NE		
Glacier Java	GLR JAV		15% NE	15% NE		• NE		
Pebble Java	PBL JAV		15% NE ❖	15% NE		• NE		
Sandstone Slate	SND SLT		15% NE	15% NE		• NE		
Willow Slate	WLO SLT		15% NE ❖	15% NE		• NE		

• Standard Price (no up-charge). Please note for MDF door styles, standard pricing only applies to door style specific items.
‡ Not available on Loft Laminate door style.
❖ Available on Prairie Maple, Bedford Arch and Bedford Square Maple with MDF center panels.
NE Natural Ends

Available to Order May 2, 2016

All finishes notated "NE Natural Ends" will have as indicated natural maple wood grain laminate end panels (does not match cabinet front). Please refer to Smart Checks for available options on exposed ends. For example, order a finished skin to field install or Matching Finished End.

For finishes not notated NE, the standard end panels is ½" complementary wood grain/white/linen laminated furniture board end panels with edge banding. See our Smart Check Option sheet for all available end panel options.

The Select Series has a machine sanded finishing process and does not include the detailed hand sanding technique featured in The Premier Series. Therefore, Wellborn Cabinet, Inc. does not recommend designs combining these series. Any claims arising from or related to cabinet finish matching in such blended or mixed designs is specifically and expressly not covered under any warranty provision.

Cherry Stains

Natural Cherry: Natural wood with a light sap stain
Saffron Cherry: A light stain
Light Cherry: A light cherry stain
Dark Cherry: A dark cherry pre-stain with a medium stain

Maple Stains

Medium Maple: A medium maple pre-stain with a light stain

Maple, Oak and Hickory Stains

Natural Maple, Oak and Hickory: Natural wood with a top coat
Light Maple, Oak and Hickory: A light stain
Coffee Maple, Oak and Hickory: A brownish-black stain
Spiceberry Maple, Oak and Hickory: A reddish brown stain

Oak and Hickory Stains

Dark Oak and Hickory: A dark stain
Medium Oak and Hickory: A medium stain

Cherry, Maple, Oak and Hickory Stains

Blush: A reddish medium brown stain
Caramel: A medium caramel brown stain
Drift: A transparent gray stain
Sable: A medium brown stain
Sienna: A dark brown stain
Espresso: A warm brown stain 5%
Shadow: A dark gray stain 5%

Stains with a Glaze 12%

Blush Charcoal: A reddish medium brown stain with a black Charcoal glaze
Blush Java: A reddish medium brown stain with a dark brown Java glaze
Caramel Java: A medium brown stain with a dark brown Java glaze
Cocoa Java: A light stain with a dark brown Java glaze
Drift Slate: A transparent gray stain with a gray Slate glaze
Honey Java: A natural stain with a dark brown Java glaze
Light Java: A light stain with a dark brown Java glaze
Natural Java: A natural stain with a dark brown Java glaze
Natural Slate: A natural stain with a gray Slate glaze
Nutmeg Java: A medium stain with a dark brown Java glaze
Saffron Java: A light stain with a dark brown Java glaze
Saffron Slate: A light stain with a gray Slate glaze

Stains with a Glaze 15%

Sable Charcoal: A brown stain with a black Charcoal glaze
Shadow Charcoal: A dark gray stain with a black Charcoal glaze
Sienna Charcoal: A dark brown stain with a black Charcoal glaze

Paints 15%

Crème: A rich crème painted finish
Divinity: An off-white painted finish
Dove: A light gray painted finish
Glacier: A white painted finish
Onyx: A black painted finish
Pebble: A taupe painted finish
Sandstone: A creamy beige painted finish
Willow: A mid-tone gray painted finish

Paints with a Glaze 15%

Crème Mocha: A cream paint with a rich chocolate Mocha glaze
Divinity Java: An off-white paint with a dark brown Java glaze
Dove Bronze: A light gray painted finish with a Bronze glaze
Dove Slate: A light gray painted finish with a gray Slate glaze
Glacier Java: A white paint with a dark brown Java glaze
Pebble Java: A taupe painted finish with a dark brown Java glaze
Sandstone Slate: A cream paint with a gray Slate glaze
Willow Slate: A mid-tone paint with a gray Slate glaze

All Stains, Stains with Glazes, Paints and Paints with Glazes will have a low sheen top coat.

Symbols Used in Semi-Custom Chart

● = Semi-Custom Option Available
▲ = Semi-Custom Option Standard with Cabinet

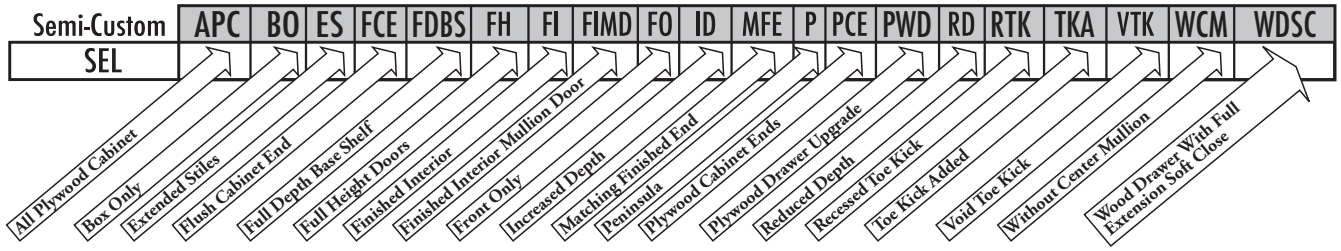

When ordering semi-custom options, please note that all paperwork from our factory will show an asterisk (*****) at the end of the nomenclature. This will help identify the cabinets with modifications. Please note this change when reviewing confirmations, invoices, shipping labels, etc.

For Example:
W3030* FIMD P RD9 **W1230* L ID15** **B12* R FH**

Always face cabinet when determining left or right specifications

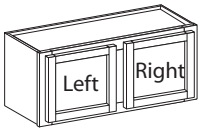

Sequence of Mods: All modifications to cabinet construction, size, valances or configuration will take precedence over changes to doors or installed options. **For example:** IF will occur before DDFIN.

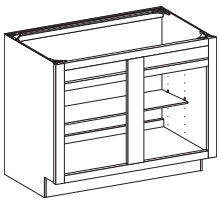

B30 BO

BO — Box Only

Many cabinets can be ordered as Box Only. Box Only option eliminates all the doors, drawer fronts, drawers and cabinet hardware from the cabinet. **Not available with Finished Interior option**. See the Semi-Custom Chart for option availability.

To order, use the following code with cabinet item code:
BO — Box Only
For Example: B30 BO

Pricing
85% of List Price

Semi-Custom	APC	BO	ES	FCE	FDBS	FH	FI	FIMD	FO	ID	MFE	P	PCE	PWD	RD	RTK	TKA	VTK	WCM	WDSC
SEL		●																		

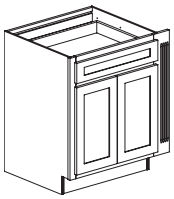

B27 EFSR3



U248424 EFSR3T

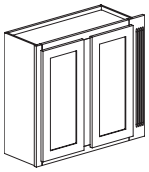

W3030 EFSR3

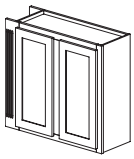

W3030 P EFSL3P

EFS — Extended Fluted Stiles

3″ & 6″ Extended Fluted Stiles are available on many wall, vanity/office, base and tall cabinets. Face cabinet when specifying left or right. See the Semi-Custom Chart for option availability. When ordering with peninsula cabinets, note item codes below.

To order, use the following codes with cabinet item code:
EFSL3 — Extended fluted stile left 3″ wall, base and vanity/office cabinets
EFSL6 — Extended fluted stile left 6″ wall, base and vanity/office cabinets
EFSL3T — Extended fluted stile left 3″ tall cabinet
EFSL6T — Extended fluted stile left 6″ tall cabinet
EFSR3 — Extended fluted stile right 3″ wall, base and vanity/office cabinets
EFSR6 — Extended fluted stile right 6″ wall, base and vanity/office cabinets
EFSR3T — Extended fluted stile right 3″ tall cabinet
EFSR6T — Extended fluted stile right 6″ tall cabinet
For Example: B27EFSR3

To order Extended Fluted Stile with Peninsula option, use the following ordering codes with cabinet item code:
EFSL3P — Extended fluted stile left 3″ on kitchen side and peninsula side of wall, base and vanity/office cabinets
EFSL6P — Extended fluted stile left 6″ on kitchen side and peninsula side of wall, base and vanity/office cabinets
EFSR3P — Extended fluted stile right 3″ on kitchen side and peninsula side of wall, base and vanity/office cabinets
EFSR6P — Extended fluted stile right 6″ on kitchen side and peninsula side of wall, base and vanity/office cabinets
For Example: W3030 P EFSL3P

Note: Must order with Peninsula option only.

Note: On the Semi-Custom Chart, the ES option refers to the availability of either the ES or EFS options.

Identical Program

ES	=	*ES*
		EFS

Pricing	3″ Per Side	6″ Per Side
Wall, Base and Vanity	$160 List	$180 List
Tall	$225 List	$262 List
Peninsula Wall, Base and Vanity	$300 List	$375 List

Semi-Custom	APC	BO	ES	FCE	FDBS	FH	FI	FIMD	FO	ID	MFE	P	PCE	PWD	RD	RTK	TKA	VTK	WCM	WDSC
SEL			●																	

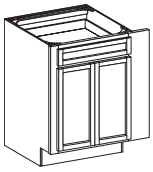

B27 ESR3

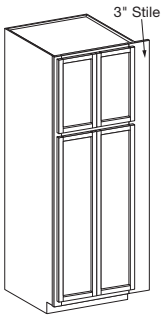

U248424 ESR3T

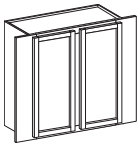

W3030 ESL3 ESR3

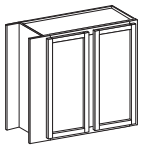

W3030 P ESL3P

ES — Extended Stiles

3″ & 6″ Extended Stiles are available on many wall, vanity/office, base and tall cabinets. Face cabinet when specifying left or right. See the Semi-Custom Chart for option availability. When ordering with peninsula cabinets, note item codes below.

To order, use the following codes with cabinet item code:
- ESL3 — Extended stile left 3″ wall, base and vanity/office cabinets
- ESL6 — Extended stile left 6″ wall, base and vanity/office cabinets
- ESL3T — Extended stile left 3″ tall cabinet
- ESL6T — Extended stile left 6″ tall cabinet
- ESR3 — Extended stile right 3″ wall, base and vanity/office cabinets
- ESR6 — Extended stile right 6″ wall, base and vanity/office cabinets
- ESR3T — Extended stile right 3″ tall cabinet
- ESR6T — Extended stile right 6″ tall cabinet

For Example: B27ESR3

To order Extended Stile with Peninsula Option, use the following ordering codes with cabinet item code:
- ESL3P — Extended stile left 3″ on kitchen side and peninsula side of wall, base and vanity/office cabinets
- ESL6P — Extended stile left 6″ on kitchen side and peninsula side of wall, base and vanity/office cabinets
- ESR3P — Extended stile right 3″ on kitchen side and peninsula side of wall, base and vanity/office cabinets
- ESR6P — Extended stile right 6″ on kitchen side and peninsula side of wall, base and vanity/office cabinets

For Example: W3030 P ESL3P

Note: Must order with Peninsula option only.

Pricing	3″ Per Side	6″ Per Side
Wall, Base and Vanity	$130 List	$150 List
Tall	$180 List	$220 List
Peninsula Wall, Base and Vanity	$270 List	$345 List

Semi-Custom	APC	BO	ES	FCE	FDBS	FH	FI	FIMD	FO	ID	MFE	P	PCE	PWD	RD	RTK	TKA	VTK	WCM	WDSC
SEL			•																	

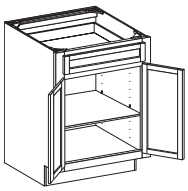

B24 FDBS

FDBS — Full Depth Base Shelf

Most base, vanity and office cabinets can be ordered with a Full Depth Base Shelf option. See the Semi-Custom Chart for option availability.

To order, use the following code with cabinet item code:
FDBS — Full Depth Base Shelf
For Example: B24 FDBS

Pricing
Add $56 List

Semi-Custom	APC	BO	ES	FCE	FDBS	FH	FI	FIMD	FO	ID	MFE	P	PCE	PWD	RD	RTK	TKA	VTK	WCM	WDSC
SEL					•															

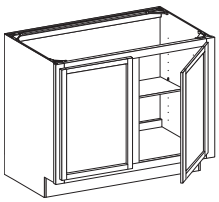

B36 FH

FH — Full Height Doors

Many base cabinets are available with Full Height doors. See the Semi-Custom Chart for option availability.

To order, use the following code with cabinet item code:
FH — Full Height door
For Example: B36 FH

Pricing
90% of List Price

Semi-Custom	APC	BO	ES	FCE	FDBS	FH	FI	FIMD	FO	ID	MFE	P	PCE	PWD	RD	RTK	TKA	VTK	WCM	WDSC
SEL						•														

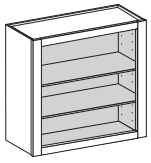

W1530 FI

FI — Finished Interior

Finished Interior is available on many wall cabinets. Cabinet doors not included with Finished Interior option. Cabinet construction is ½" wood veneered plywood end panels with finished exterior and interior. Top, bottom and back are ½" plywood with finished interior and laminated exterior. Cabinet includes matching ¾" shelves, is predrilled for shelves and has chrome shelf supports which mount underneath the shelf. Center stiles on cabinets are 3½" wide. For Laminate, MDF and Thermofoil door styles, shelves are ¾" painted plywood. **Not available with Box Only Option**. See Semi-Custom Chart for availability.

To order, use the following code with cabinet item code:
FI — Finished Interior
For Example: W1530 FI

Pricing
Add 30% to Select List Price
Add 10% to Select APC List Price

Semi-Custom	APC	BO	ES	FCE	FDBS	FH	FI	FIMD	FO	ID	MFE	P	PCE	PWD	RD	RTK	TKA	VTK	WCM	WDSC
SEL							•													

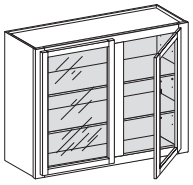

W3030 FIDDF CG

FIDDF — Finished Interior Decorative Door Frames

Many wall, base, vanity/office and tall cabinets can be ordered with Finished Interior Decorative Door Frames on the cabinet. When choosing this option, **ALL** standard doors will be replaced with decorative door frames and the entire cabinet interior will be finished. Cabinet construction is ½" wood veneered plywood end panels with matching finished exterior and interior. Top, bottom and back are ½" plywood with finished interior and laminated exterior. Cabinet includes matching ¾" shelves, is predrilled for shelves and has chrome shelf supports which mount underneath the shelf. For Laminate, MDF and Thermofoil door styles, shelves are painted plywood. For Belmont and Hartford door styles, the glass inserts directly against the applied moulding. Not available with Box Only option. Not available with Alto, Loft, Manchester or Urban door styles. **Glass options are non-tempered and therefore not recommended for base applications or near interior and exterior doors. Glass patterns run vertically with the height of the door. Not available on entertainment cabinets and all cabinets with a kit installed or any open cabinets that do not come standard with doors.** All cope and tenon tall doors greater than 48" high will have a center rail and two panels.

To order, use the following codes with cabinet item code:
FIDDF — Finished Interior Decorative Door Frames
For Example: W3030 FIDDF CG

Then choose your Glass Type:
NG No Glass
CG Clear Glass
RG Reeded Glass
CSG Clear Seedy Glass
SG Satin Glass
SSG Super Seedy Glass
For Example: W3030 2DDFIN CG

See page Select-1-30 for glass type options.

Note: To order replacement doors, use the Easy Parts Search Program on WAY.

Note: On the Semi-Custom Chart, the FI option refers to the availability of either the FI or FIDDF options.

FI = ***FIDDF***

FIDDF No Glass Pricing
Add 40% to Select List Price
Add 20% to Select APC List Price

FIDDF Glass Pricing
Add 65% to Select List Price
Add 45% to Select APC List Price

Semi-Custom	APC	BO	ES	FCE	FDBS	FH	FI	FIMD	FO	ID	MFE	P	PCE	PWD	RD	RTK	TKA	VTK	WCM	WDSC
SEL							•													

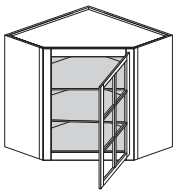

DC2730 FIMD TR CG
(clear glass included)

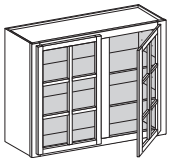

W3030 FIMD NG
(glass not included)

Mullion Styles:



Shaker
24" – 42" High
Cabinets

FIMD — Finished Interior Mullion Door

Available on many standard wall cabinet sizes. Cabinet construction is ½" wood veneered plywood end panels with finished exterior and interior. Top, bottom and back are ½" plywood with finished interior and laminated exterior. Matching ¾" shelves are included, cabinet is predrilled for shelves and has chrome shelf supports which mount underneath the shelf. Center stiles on cabinets are 3½" wide. For Laminate, MDF and Thermofoil door styles, shelves are painted plywood. Harmony and Concord have a decorative door frame with a mullion insert. For the Belmont and Hartford door styles, the glass installs directly against the applied moulding. See Semi-Custom Chart for availability. Reference the chart for door style availability. A pack of assorted shelf clips is included to align shelves with mullions.

When choosing this option, **ALL** standard doors will be replaced with mullion doors.

- **Glass options are non-tempered and therefore not recommended for use near interior and exterior doors. Glass patterns run vertically with the height of the door.**
- Not available on the following cabinets: 9" wide cabinets, entertainment cabinets, curved cabinets or any open cabinets that do not come standard with doors.

To order, use the following code with cabinet item code:
FIMD — Finished Interior Mullion Door

Then choose your Mullion Style:
TR Traditional
SK Shaker

Then choose your Glass Type:
NG No Glass
CG Clear Glass
RG Reeded Glass
CSG Clear Seedy Glass
SG Satin Glass
SSG Super Seedy Glass
For Example: DC2730 FIMD TR CG



CG



RG



CSG



SSG



SG

Mullion Styles

Min. Door Width	N/A	N/A	N/A	N/A	N/A	N/A	N/A	N/A	10 1/16	N/A	10 1/16	N/A
Min. Cabinet Width	N/A	N/A	N/A	N/A	N/A	N/A	N/A	N/A	12	N/A	12	N/A
Door Styles	Chalet	Cottage	Craftsman	Half Arch	Horizon	Mission	Portico	Shaker	Symphony	Traditional	Villa
Alto											
Arlington Arch										✓	
Arlington Square										✓	
Bedford Arch										✓	
Bedford Square										✓	
Belmont										✓	
Bishop										✓	
Camden Arch										✓	
Camden Square										✓	
Concord										✓	
Franklin								✓		✓	
Hancock								✓		✓	
Harmony										✓	
Harford										✓	
Harvest Arch										✓	
Harvest Square										✓	
Imperial										✓	
Loft											
Manchester											
Millbrook Arch										✓	
Millbrook Square										✓	
Nantucket										✓	
Newport										✓	
Prairie								✓		✓	
Sea Spray Arch										✓	
Sea Spray Square										✓	
Trestle										✓	
Urban											

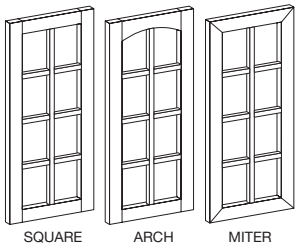

Traditional
39" – 42" High Cabinets

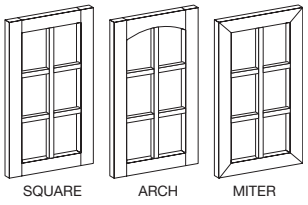

Traditional
30" – 36" High Cabinets

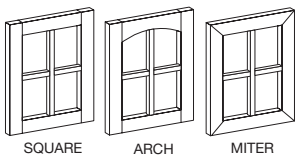

Traditional
15"– 27" High Cabinets

FIMD No Glass Pricing
Add 140% to Select List Price
Add 105% to Select APC List Price

FIMD Glass Pricing
Add 169% to Select List Price
Add 130% to Select APC List Price

Semi-Custom	APC	BO	ES	FCE	FDBS	FH	FI	FIMD	FO	ID	MFE	P	PCE	PWD	RD	RTK	TKA	VTK	WCM	WDSC
SEL								•												

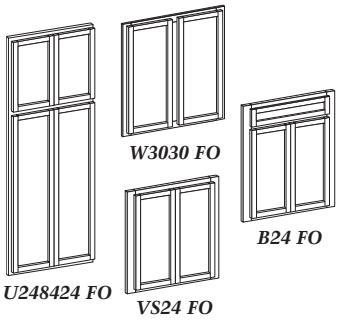

FO — Front Only

Many cabinets with face frames can be ordered as Front Only. See the Semi-Custom Chart for option availability.

To order, use the following code with cabinet item code:
FO — Front Only
For Example: B24 FO

Pricing
65% of List Price

Semi-Custom	APC	BO	ES	FCE	FDBS	FH	FI	FIMD	FO	ID	MFE	P	PCE	PWD	RD	RTK	TKA	VTK	WCM	WDSC
SEL									•											

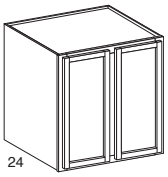

W3030 ID24

1. Base and tall cabinets cannot have increased depth.
2. Wall Cabinets can be increased to the inch only (½", ¾", etc. are not available).
3. ID30 only available for refrigerator end panels.

ID — Increased Depth

Many wall and vanity/office cabinets can be increased in depth up to 24" and refrigerator end panels to 30". See the Semi-Custom Chart below for option availability. When this option is chosen, cabinet shelves will be full depth of cabinet.

To order, use the following codes with cabinet item code:
- ID5 — Increase wall cabinet depth to 5"
- ID6 — Increase wall cabinet depth to 6"
- ID7 — Increase wall cabinet depth to 7"
- ID8 — Increase wall cabinet depth to 8"
- ID9 — Increase wall cabinet depth to 9"
- ID10 — Increase wall cabinet depth to 10"
- ID11 — Increase wall cabinet depth to 11"
- ID13 — Increase wall cabinet depth to 13"
- ID14 — Increase wall cabinet depth to 14"
- ID15 — Increase wall cabinet depth to 15"
- ID16 — Increase wall cabinet depth to 16"
- ID17 — Increase wall cabinet depth to 17"
- ID18 — Increase wall cabinet depth to 18"
- ID19 — Increase wall cabinet depth to 19"
- ID20 — Increase wall cabinet depth to 20"
- ID21 — Increase wall, vanity/office cabinet depth to 21"
- ID22 — Increase wall cabinet depth to 22"
- ID23 — Increase wall cabinet depth to 23"
- ID24 — Increase wall, vanity/office cabinet depth to 24"
- ID25 — Increase tall end panel and base end panel to 25"
- ID26 — Increase tall end panel and base end panel to 26"
- ID27 — Increase tall end panel and base end panel to 27"
- ID30 — Increase tall end panel and base end panel to 30"
- ID32 — Increase tall end panel and base end panel to 32"

For Example: W3030 ID24



MWEP ID14

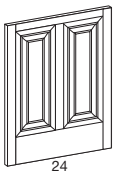

MDEP ID24
MVEP ID24

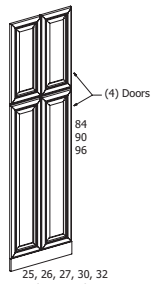

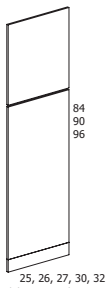



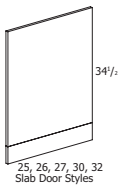

Matching Wall End Panel
1. The maximum increase for Matching Wall End Panel is 24"
2. Matching Wall End Panels can be increased to the inch only (½", ¾", etc. are not available)
3. Over ID21 will have a double end panel except for mitered door styles
4. Center panels will be solid wood for all raised panel door styles

To order, use the following codes with cabinet item code:
- ID13 — Increase wall end panel to 13"
- ID14 — Increase wall end panel to 14"
- ID15 — Increase wall end panel to 15"
- ID16 — Increase wall end panel to 16"
- ID17 — Increase wall end panel to 17"
- ID18 — Increase wall end panel to 18"
- ID19 — Increase wall end panel to 19"
- ID20 — Increase wall end panel to 20"
- ID21 — Increase wall end panel to 21"
- ID22 — Increase wall end panel to 22"
- ID23 — Increase wall end panel to 23"
- ID24 — Increase wall end panel to 24"

Matching Vanity or Desk End Panel
1. The maximum increase for Matching Vanity and Matching Desk End Panels is 24"
2. Matching Vanity and Matching Desk End Panels can be increased in 3" increments only
3. End panels will be double panel except on mitered door styles
4. Center panels will be solid wood for all raised panel door styles

To order, use the following codes with cabinet item code:
- ID21 — Increase vanity end panel to 21"
- ID24 — Increase vanity end panel and desk end panel to 24"

Matching Tall or Base End Panel, Active Living Matching Tall or Base End Panel
1. The maximum increase for Matching Tall and Matching Base End Panels is 32"
2. Matching Tall and Matching Base End Panels can be increased in 3" and 2" increments
3. End panels will be double panel except slab door styles
4. Center panels will be solid wood for all raised panel door styles

To order, use the following codes with cabinet item code:
- ID25 — Increase tall end panel and base end panel to 25"
- ID26 — Increase tall end panel and base end panel to 26"
- ID27 — Increase tall end panel and base end panel to 27"
- ID30 — Increase tall end panel and base end panel to 30"
- ID32 — Increase tall end panel and base end panel to 32"

Pricing
Add 23% to List Price

Semi-Custom	APC	BO	ES	FCE	FDBS	FH	FI	FIMD	FO	ID	MFE	P	PCE	PWD	RD	RTK	TKA	VTK	WCM	WDSC
SEL										•										

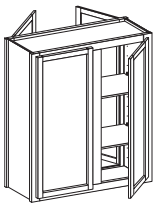

W3042 P

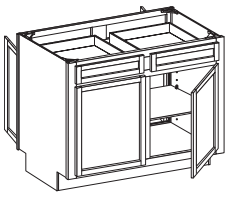

B36 P

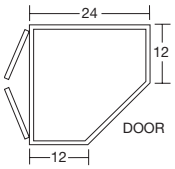

P — Peninsula

Many wall and base cabinets are available as a peninsula cabinet. See the Semi-Custom Chart for option availability.

To order, use the following code with cabinet item code:
P — Peninsula
For Example: W3342 P
B21 R P

Note: For single door peninsula cabinets, kitchen side and peninsula side will be hinged the same. For Example: If you specify right hinge, the kitchen side will be right hinged and the peninsula side will be right hinged.

Peninsula Side

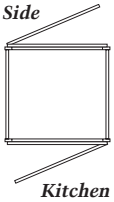

Kitchen Side

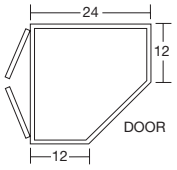

Peninsula Left Shown

For Diagonal Corner and Corner Sink Base cabinets with Peninsula Option you will need to specify Peninsula Right (PR) or Peninsula Left (PL).

Always remember to face the cabinet when specifying left and right.

Note: When ordering Diagonal Corner Cabinets with FCE or MFE, it is recommended to choose both ends so cabinet remains reversible.

Pricing
Add 60% to List Price

Semi-Custom	APC	BO	ES	FCE	FDBS	FH	FI	FIMD	FO	ID	MFE	P	PCE	PWD	RD	RTK	TKA	VTK	WCM	WDSC
SEL												•								

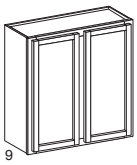

W3030 RD9

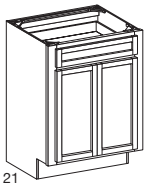

B24 RD21

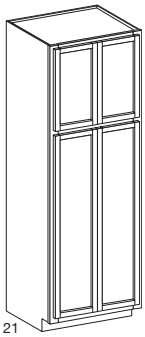

U248424 RD21

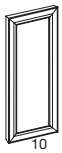

MWEP12 RD10

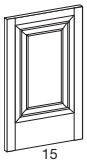

MVEP18 RD15

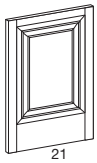

MBEP RD21

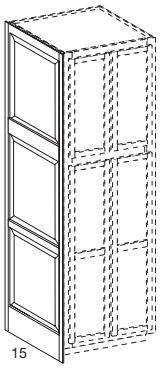

MTEP1884 RD15

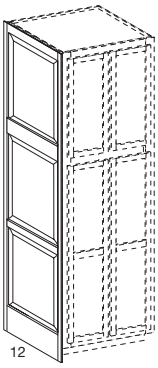

MVCLEP1884 RD12

RD — Reduced Depth

Reduced depth is available for cabinets noted in the Semi-Custom Chart shown below.
When reducing base cabinets with drawers, please note the following:

1. Self-closing feature will be eliminated when reducing depth less than 18″ on furniture board drawers.
2. Tightness of drawer front to frame will be eliminated when reducing cabinet depth less than 18″ on furniture board drawers.
3. Drawers will need to be realigned when installed.
4. Cabinets with sliding shelves cannot have reduced depth less than 21″.
5. Wall cabinets and bookcases can be reduced to the inch only. (½″, ¾″, etc. are not available.)
6. Minimum reduction for wall cabinets and bookcases is 6″.
7. Base, vanity/office and tall cabinets can be reduced to 21″, 18″, 15″ and 12″ only.
8. ***Tall cabinets without drawers can be reduced in 3″ increments to 6″.

To order, use the following codes with cabinet item code:

RD23 — Reduce wall cabinet depth to 23″
RD22 — Reduce wall cabinet depth to 22″
RD21 — Reduce wall, base, vanity/office and tall cabinet depth to 21″
RD20 — Reduce wall cabinet depth to 20″
RD19 — Reduce wall cabinet depth to 19″
RD18 — Reduce wall, base, vanity/office and tall cabinet depth to 18″
RD17 — Reduce wall cabinet depth to 17″
RD16 — Reduce wall cabinet depth to 16″
RD15 — Reduce wall, base, vanity/office and tall cabinet depth to 15″
RD14 — Reduce wall cabinet depth to 14″
RD13 — Reduce wall cabinet depth to 13″
RD12 — Reduce wall, base, vanity/office and tall cabinet depth to 12″***
RD11 — Reduce wall cabinet depth to 11″
RD10 — Reduce wall cabinet depth to 10″
RD9 — Reduce wall cabinet depth to 9″
RD8 — Reduce wall cabinet depth to 8″
RD7 — Reduce wall cabinet depth to 7″
RD6 — Reduce wall cabinet depth to 6″
For Example: B24 RD21

Matching Wall End Panel

1. The minimum reduction for Matching Wall End Panel MWEP12 is 9″ and all TOL arch door styles will be square for RD9
2. Matching Wall End Panels can be reduced to the inch only (½″, ¾″, etc are not available)
3. Center panels will be solid wood for all raised panel door styles

To order, use the following codes with cabinet item code:

RD11 — Reduce wall end panel to 11″
RD10 — Reduce wall end panel to 10″
RD9 — Reduce wall end panel to 9″

Matching Base or Vanity End Panel & Active Living Matching Base End Panel

1. The minimum reduction for Matching Base End Panel, Matching Vanity End Panel and Matching Desk End Panel is 12″
2. Matching Base End Panel and Matching Vanity End Panel can be reduced in 3″ increments only
3. 21″ Deep or less will have a single panel
4. Center panels will be solid wood for all raised panel door styles

To order, use the following codes with cabinet item code:

RD21 — Reduce base end panel to 21″
RD18 — Reduce base end panel and vanity end panel to 18″
RD15 — Reduce base end panel and vanity end panel to 15″
RD12 — Reduce base end panel and vanity end panel to 12″

Matching Tall End Panel & Active Living Matching Tall End Panel

1. The minimum reduction for Matching Tall End Panel is 9″
2. Matching Tall End Panel can be reduced in 1″ increments only
3. For 21″ deep or less includes 3 panels only
4. Center panels will be solid wood for all raised panel door styles

To order, use the following codes with cabinet item code:

RD21 — Reduce tall end panel to 21″
RD18 — Reduce tall end panel to 18″
RD15 — Reduce tall end panel to 15″
RD12 — Reduce tall end panel to 12″

Matching Vanity Linen End Panel

1. The minimum reduction for Matching Vanity Linen End Panel is 12″
2. Matching Vanity End Panel can be reduced in 3″ increments only
3. Center panels will be solid wood for all raised panel door styles

To order, use the following codes with cabinet item code:

RD18 — Reduce vanity linen end panel to 18″
RD15 — Reduce vanity linen end panel to 15″
RD12 — Reduce vanity linen end panel to 12″

Pricing
Add 23% to List Price

Semi-Custom	APC	BO	ES	FCE	FDBS	FH	FI	FIMD	FO	ID	MFE	P	PCE	PWD	RD	RTK	TKA	VTK	WCM	WDSC
SEL															•					

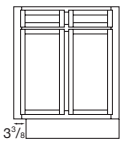

B30 RTKL
(Recessed Toe Kick Left)

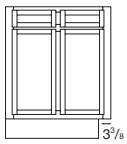

B30 RTKR
(Recessed Toe Kick Right)

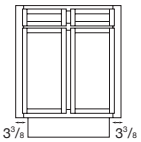

B30 RTKL RTKR
(Recessed Toe Kick Left and Right)

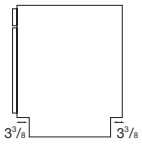

B30 RTKB
(Recessed Toe Kick Front and Back)

RTK — Recessed Toe Kick

Recessed Toe Kick is available on many base, vanity/office and tall cabinets. See the Semi-Custom Chart for option availability.

To order, use the following codes with cabinet item code:
RTKL — Recessed Toe Kick Left
RTKR — Recessed Toe Kick Right
RTKB — Recessed Toe Kick Back
For Example: B30 RTKL (Left)
B30 RTKR (Right)
B30 RTKB (Back)

Toe kick will be recessed 3⅜" on specified side or sides.

Note: Recessed Toe Kick Back only modifies the toe kick.

Pricing
Add $96 List each side

Semi-Custom	APC	BO	ES	FCE	FDBS	FH	FI	FIMD	FO	ID	MFE	P	PCE	PWD	RD	RTK	TKA	VTK	WCM	WDSC
SEL																•				

SI — Standard Interior Options

Standard interior options are options where the **interior does not change**. These options only change the doors attached to the cabinet and are Decorative Doors Installed and Mullion Doors Installed. See the individual options for all their details.



W3030 2DDFIN CSG



B24 2DDFIN CG

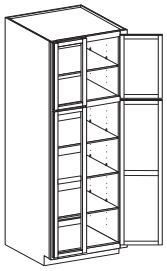

U248424 4DDFIN NG

DDFIN — Decorative Door Frames Installed

Many wall, base, vanity/office and tall cabinets can be ordered with Decorative Door Frames Installed on the cabinet. When choosing this option, **ALL** standard doors will be replaced with decorative door frames. **Matching interior is not standard with this option; therefore, we recommend ordering the cabinet with Finished Interior (FI) option.** Not available with Box Only option. For the Belmont and Hartford door styles, the glass inserts directly against the applied moulding. Not available with Alto, Loft, Manchester or Urban door styles. **Glass options are non-tempered and therefore not recommended for base applications or near interior and exterior doors. Glass patterns run vertically with the height of the door. Not available on entertainment cabinets and all cabinets with a kit installed or any open cabinets that do not come standard with doors.** All cope and tenon tall doors greater than 48" high will have a center rail and two panels.

To order, use the following codes with cabinet item code:
1DDFIN — One Decorative Door Frame Installed
2DDFIN — Two Decorative Door Frames Installed
3DDFIN — Three Decorative Door Frames Installed
4DDFIN — Four Decorative Door Frames Installed
6DDFIN — Six Decorative Door Frames Installed
8DDFIN — Eight Decorative Door Frames Installed



CG



RG



CSG



SSG



SG

Then choose your Glass Type:

NG	No Glass	SG	Satin Glass
CG	Clear Glass	SSG	Super Seedy Glass
RG	Reeded Glass	For Example: W3030 2DDFIN CSG	
CSG	Clear Seedy Glass		

DDFIN No Glass Pricing
DDF List Price: $225 per door
Installation Charge: $100 List per cabinet

Cabinet List Price +
DDF List Price +
Installation Charge per cabinet

For Example: B45 3DDFIN NG

Cabinet List Price	$ 500
DDF List Price (3)	$ 675
Installation Charge	$ 100
Total List Price	$1275

DDFIN Glass Pricing
DDF – Clear Glass Included (CG)
Priced at $325 per door

DDF – Reeded Glass Included (RG)
Clear Seedy Glass Included (CSG)
Satin Glass Included (SG)
Super Seedy Glass Included (SSG)
Priced at $375 per door
Installation Charge: $100 List per Cabinet

Cabinet List Price +
DDF List Price +
Installation Charge per cabinet

For Example: B45 3DDFIN CG

Cabinet List Price	$ 500
DDF List Price (3)	$ 975
Installation Charge	$ 100
Total List Price	$1575

MDIN — Mullion Doors Installed

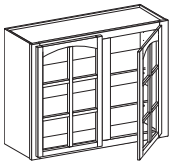

W3030 2MDIN TR NG (glass not included)

Many standard wall cabinets can be ordered with Mullion Doors Installed on the cabinet. All cope and tenon tall doors greater than 48″ high will have a center rail and two panel openings. Harmony and Concord have a decorative door frame with a mullion insert. Not available with Box Only option. For the Belmont and Hartford door styles, the glass inserts directly against the applied moulding. **Matching interior is not standard with this option; therefore, we recommend ordering cabinets with Finished Interior (FI).** A pack of assorted shelf clips is included to align shelves with mullions. Reference the chart for door style availability on page Select–1–30.

When choosing this option, **ALL** standard doors will be replaced with mullion doors.

- **Glass options are non-tempered and therefore not recommended for use near interior and exterior doors. Glass patterns run vertically with the height of the door.**

To order, use the following codes with cabinet item code:
1MDIN — One Mullion Door Installed
2MDIN — Two Mullion Doors Installed
3MDIN — Three Mullion Doors Installed
4MDIN — Four Mullion Doors Installed
6MDIN — Six Mullion Doors Installed
8MDIN — Eight Mullion Doors Installed

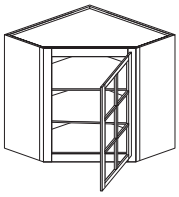

DC2730 1MDIN TR CG (clear glass included)

Then choose your Mullion Style:
TR Traditional
SK Shaker

Then choose your Glass Type:
NG No Glass
CG Clear Glass
RG Reeded Glass
CSG Clear Seedy Glass
SG Satin Glass
SSG Super Seedy Glass
For Example: DC2730 1MDIN TR CG



CG



RG



CSG



SSG



SG

Mullion Styles:



Shaker 24″ – 42″ High Cabinets

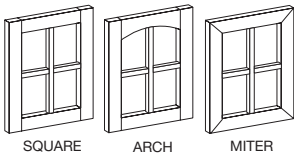

Traditional 15″ – 27″ High Cabinets

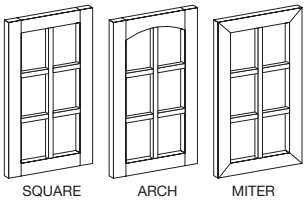

Traditional 30″ – 36″ High Cabinets

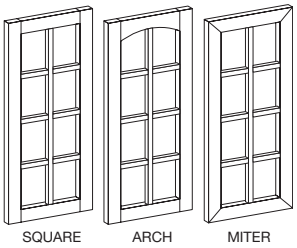

Traditional 39″ – 42″ High Cabinets

MDIN No Glass Pricing
Mullion Door (NG)
List Price: $250 per door
Installation Charge: $100 List per cabinet

Cabinet List Price +
MD (Glass not included) +
Installation Charge per cabinet

For Example: W3030 2MDIN TR NG

Cabinet List Price	$ 400
MD List Price (2)	$ 500
Installation Charge	$ 100
Total List Price	$1000

MDIN Glass Pricing
MDIN – Clear Glass Included (CG)
Priced at $350 per door

MDIN – Reeded Glass Included (RG)
Clear Seedy Glass Included (CSG)
Satin Glass Included (SG)
Super Seedy Glass Included (SSG)
Priced at $400 per door
Installation Charge: $100 List per Cabinet

Cabinet List Price +
MD (Glass choice included) +
Installation Charge per cabinet

For Example: W3030 2MDIN SK RG

Cabinet List Price	$ 400
MDCG List Price (2)	$ 700
Installation Charge	$ 100
Total List Price	$1200

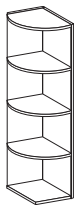

WWN42 SBSL
Left

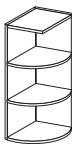

WWN30 STSR
Right

STS/SBS — Square Top and/or Bottom Shelf for all Whatnot Shelves

For use on whatnots that come standard with curved top and bottom shelves. To order Square Top and/or Bottom Shelves, specify left or right because cabinet will not be reversible. Peninsula whatnots do not have to be specified L or R. See codes below.

To order, use the following codes with cabinet item code:
STSR — Square Top Shelf Right
SBSR — Square Bottom Shelf Right
STSL — Square Top Shelf Left
SBSL — Square Bottom Shelf Left
For Peninsula whatnot shelves, use the following codes:
STS — Square Top Shelf
SBS — Square Bottom Shelf
For Example: WWN30 STSR
WWN42 SBSL

Pricing
No Charge

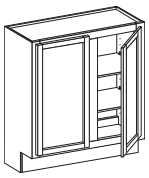

W3030 TKA

TKA — Toe Kick Added

Available on most wall and bookcase cabinets unless noted on the Semi-Custom chart. This option adds a 4½″ tall by 3⅜″ deep toe kick to the bottom of a wall cabinet which increases the overall height of the cabinet by 4½″. The end panels will extend to the total cabinet height. The Toe Kick Added option uses standard wall doors. See Semi-Custom Chart for option availability.

To order, use the following code with cabinet item code:
TKA — Toe Kick Added
For Example: W3030 TKA
(Overall height is 30″ + 4½″ = 34½″)

Note: When choosing this option the following options are excluded: Front Only, Void Toe Kick and Cathedral or Arch door styles. Mullion Doors, Decorative Door Frames and Metal Doors (installed) are available. Increase depth is available in 1″ increments up to 24″. Full Height Door and Full Depth Base Shelf are standard. Recessed Toe Kick can be ordered with Toe Kick Added.

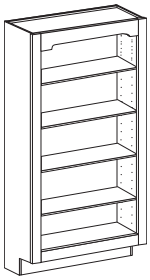

BKC2760 TKA

Pricing
Add $150 List

Semi-Custom	APC	BO	ES	FCE	FDBS	FH	FI	FIMD	FO	ID	MFE	P	PCE	PWD	RD	RTK	TKA	VTK	WCM	WDSC
SEL																	•			

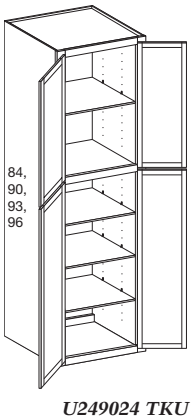

U249024 TKU

TKU — Toe Kick Unattached

Toe Kick Unattached is available on 84″, 90″, 93″ and 96″ high cabinets. When ordering this option, the toe kick will be shipped as a separate sub base for field installation.

To order, use the following code with cabinet item code:
TKU — Toe Kick Unattached
For Example: U249024 TKU

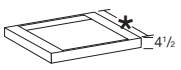

* 20⅝ - For 24″ deep cabinets
* 8⅝ - For 12″ deep cabinets

Pricing
No Charge

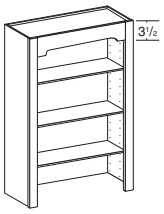

BKC1848

V — Valance Options

Bookcases and open display cabinets come standard with a furniture valance. These cabinets are also available with optional straight, straight rail, cove, arch, arch fret and fret valances. Option availability is noted in the catalog.

To order, use the following codes with cabinet item code:
S — Straight Valance
AV — Arch Valance
AF — Arch Fret Valance
FV — Fret Valance
CV — Cove Valance
SRV— Straight Rail Valance
For Example: BKC1848 S
BKC2448 AV
BKC3048 AF
BKC3648 FV
BKC3648 CV
BKC3648 SRV

Note: Arch and Arch Fret not available for ODBEC12, ODWEC1242, ODWEC1239, ODWEC1236 or ODWEC1230. ODB15 and ODBR15 not available in Arch Fret.

S



Straight Valance

AV

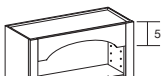

Arch Valance

AF

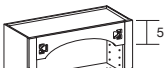

Arch Fret Valance

FV



Fret Valance

CV

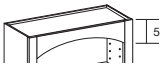

Cove Valance

SRV

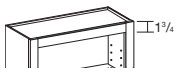

Straight Rail Valance

Pricing
Add $80 List

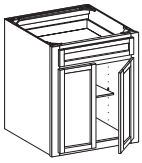

B24 VTK

VTK — Void Toe Kick

Void Toe Kick is available on many base, vanity/office and tall cabinets. This option eliminates the toe kick. See the Semi-Custom Chart for option availability.

To order, use the following code with cabinet item code:
VTK — Void Toe Kick
For Example: B24 VTK

Pricing
Add 10% to List Price

Semi-Custom	APC	BO	ES	FCE	FDBS	FH	FI	FIMD	FO	ID	MFE	P	PCE	PWD	RD	RTK	TKA	VTK	WCM	WDSC
SEL																		•		

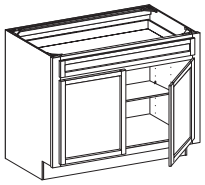

VB30 WCM

WCM — Without Center Mullion

Many 30-36″ wide cabinets are available without a center mullion on the cabinet. Special door sizes will be utilized when this option is ordered. See Semi-Custom Chart for option availability.
Base cabinetry without center mullion will have one full width drawer or blank front.

To order, use the following code with cabinet item code:
WCM — Without Center Mullion
For Example: VB30 WCM

Pricing
No Charge

Semi-Custom	APC	BO	ES	FCE	FDBS	FH	FI	FIMD	FO	ID	MFE	P	PCE	PWD	RD	RTK	TKA	VTK	WCM	WDSC
SEL																			•	

Many cabinets are available with accessory kits and decorative/mullion doors shipped installed with our Function Ready Program. Look for the "FR" code in the Price and Specification catalogs for accessories included in this program. Cabinet exceptions and availability are listed below.

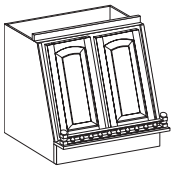

2FDIN — Wood Hood Doors Installed

Many Wood Hoods are available with finished doors installed. When ordering, you must specify door style. Not available in thermofoil door styles.

To order, use the following code:
2FDIN — Two Finished Doors Installed
For Example: WH3630 2FDIN

Not available on IH36, FWH3030, FWH3630, FWH3024, FWH3624, BWH3024, BWH3624 and chimney wood hoods.

Pricing

Two Finished Doors (2FD): $300 List Price
Installation Charge: $200 List per cabinet

Cabinet List Price +
2FD List Price +
Installation Charge per cabinet

For Example: WH3630 2FDIN

Cabinet List Price	$1000
2FD List Price	$ 300
Installation Charge (2)	$ 200
Total List Price	$1500

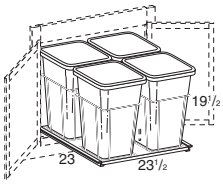

4BRC

4BRCIN — 4 Bin Recycle Center Installed

The 4 Bin Recycle Center Installed option is available for installation in a B27 cabinet. When this kit is installed, the adjustable shelf will be removed. When ordering, please note that the 4 Bin Recycle Center has 108 quart capacity combined with full extension epoxy coated slides. Not available with Reduced Depth option.

To order, use the following code:
4BRCIN — 4 Bin Recycle Center Installed
For Example: B27 4BRCIN

Pricing

Installation Charge: $100 List per cabinet

Cabinet List Price +
Accessory Kit List Price +
Installation Charge per cabinet

For Example: B27 4BRCIN

Cabinet List Price	$ 600
4BRC List Price	$ 709
Installation Charge	$ 100
Total List Price	$1409

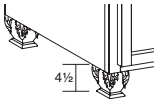

4ACLIN

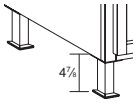

4ASFIN

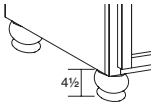

4CBLIN

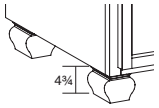

4CVLEGIN

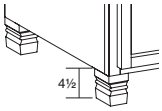

4DMFIN

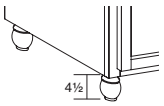

4MSLIN

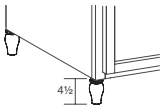

4CLFIN

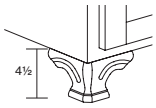

4CRFTIN

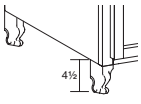

4QALIN

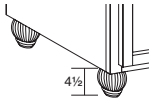

4RDBFIN

4FIN — Feet Installed

This option applies feet to bottom of cabinet. It requires that the VTK option also be applied to the cabinet. Queen Anne Legs, Aluminum Square Feet, Stainless Angled Feet and Stainless Legs Small Round will be shipped in the cabinet ready for install. All other feet will ship attached to the cabinet. The Aluminum Square Feet and Stainless Angled Feet will mount directly to the floor of the cabinet.

To order, use the following item codes with the cabinet item code:

Codes	Description	List Price Including Installation Charge
4ACLIN	— Four Acanthus Legs Installed	$679
4ASFIN	— Four Aluminum Square Feet Installed	$455
4CBLIN	— Four Chunky Bun Legs Installed	$575
4CLFIN	— Four Classic Feet Installed	$540
4CVLEGIN	— Four Cove Legs Installed	$737
4DMFIN	— Four Decorative Mission Feet Installed	$534
4MSLIN	— Four Medium Squat Legs Installed	$530
4CRFTIN	— Four Corner Feet Installed	$749
4QALIN	— Four Queen Anne Legs Installed	$588
4RDBFIN	— Four Reeded Bun Feet Installed	$691
4SBFIN	— Four Simple Bun Feet Installed	$526
4SLIN	— Four Shaker Legs Installed	$708
4SAFIN	— Four Stainless Angled Feet Installed	$468
4SLRSIN	— Four Stainless Legs Small Round Installed	$302
4SMFIN	— Four Simple Mission Feet Installed	$526
4TLIN	— Four Tulip Legs Installed	$563
4WVNLIN	— Four Woven Legs Installed	$687
NO FEET	— No Feet Installed	$ 0

For Example: VS30 VTK 4RDBFIN

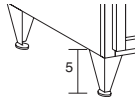

4SAFIN

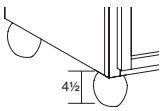

4SBFIN

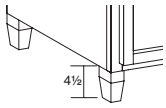

4SLIN

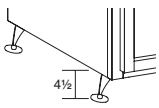

4SLRSIN

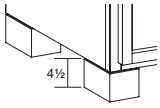

4SMFIN

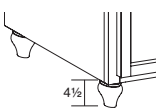

4TLIN

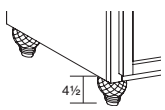

4WVNLIN

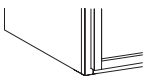

NO FEET

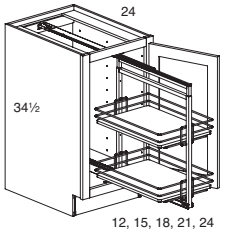

BBPOIN

BPPOIN — Base Pantry Pull Out Installed

The Base Pantry Pull Out is available for installation in a B12 FH, B15 FH, B18 FH, B21 FH or B24 FH cabinet. When this kit is installed, the adjustable shelf will be removed. Not available with Box Only or Reduced Depth options.

To order, use the following codes:

Codes	Description	List Price Including Installation Charge
BPPO12IN	— 12″ Base Pantry Pull Out Installed	$789 List
BPPO15IN	— 15″ Base Pantry Pull Out Installed	$802 List
BPPO18IN	— 18″ Base Pantry Pull Out Installed	$823 List
BPPO21IN	— 21″ Base Pantry Pull Out Installed	$838 List
BPPO24IN	— 24″ Base Pantry Pull Out Installed	$847 List

For Example: B18 FH BPPO18IN

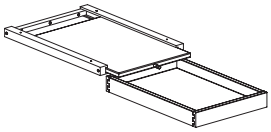

CBD18

CBDIN — Cutting Board Drawer Installed

Many cabinets can get the Cutting Board Drawer installed. Available for the top drawer only. Drawers are natural finished. Cutting Board Drawer (CBD24, CBD21, CBD18, CBD15) is available on the following cabinets. This kit replaces the drawer box and has full extension soft close guides. Not available with Reduced Depth or Box Only.

Specific available cabinets with corresponding ordering codes listed below:

B15 CBD15IN	3DB15 CBD15IN	4DB15 CBD15IN
B18 CBD18IN	3DB18 CBD18IN	4DB18 CBD18IN
B21 CBD21IN	3DB21 CBD21IN	4DB21 CBD21IN
B24 CBD24IN	3DB24 CBD24IN	4DB24 CBD24IN

Pricing

Installation Charge: $100 List per cabinet

Cabinet List Price +
Accessory Kit List Price +
Installation Charge per cabinet

For Example: B18 CBD18IN

Cabinet List Price	$ 400
CBD18 List Price	$ 322
Installation Charge	$ 100
Total List Price	$ 822

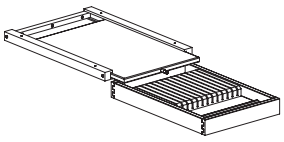

CBKD18

CBKDIN — Cutting Board and Knife Drawer Installed

Many cabinets can get the Cutting Board and Knife Drawer installed. Available for the top drawer only. Drawers are natural finished. Cutting Board and Knife Drawer (CBKD24, CBKD21, CBKD18, CBKD15) is available on the following cabinets. This kit replaces the drawer box and has full extension soft close guides. Not available with Reduced Depth or Box Only.

Specific available cabinets with corresponding ordering codes listed below:

B15 CBKD15IN	3DB15 CBKD15IN	4DB15 CBKD15IN
B18 CBKD18IN	3DB18 CBKD18IN	4DB18 CBKD18IN
B21 CBKD21IN	3DB21 CBKD21IN	4DB21 CBKD21IN
B24 CBKD24IN	3DB24 CBKD24IN	4DB24 CBKD24IN

Pricing

Installation Charge: $100 List per cabinet

Cabinet List Price +
Accessory Kit List Price +
Installation Charge per cabinet

For Example: B21 CBKD21IN

Cabinet List Price	$ 400
CBKD21 List Price	$ 347
Installation Charge	$ 100
Total List Price	$ 847

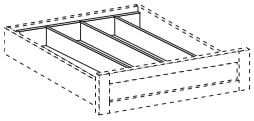

CTD18

CTIN/CTDIN/CDIN — Cutlery Trays/Dividers/Drawer Installed

Many base cabinets can have the following cutlery trays permanently secured in the cabinet drawer when ordered with the Wood Drawer with Full Extension undermount drawer slides featuring soft close (WDSC) upgrade. The kits will be installed in the top drawer only. Kits are natural finished. Not available with Reduced Depth or Box Only cabinet options.

Cutlery Tray Divider (CTD15/CTD18/CTD21/CTD24/CTD27/CTD30/CTD33/CTD36) is available on the following cabinets.
Specific available cabinets with corresponding ordering codes listed below:

B15 CTD15IN	3DB15 CTD15IN	4DB15 CTD15IN
B18 CTD18IN	3DB18 CTD18IN	4DB18 CTD18IN
B21 CTD21IN	3DB21 CTD21IN	4DB21 CTD21IN
B24 CTD24IN	3DB24 CTD24IN	4DB24 CTD24IN
B24SD CTD24IN	3DB27 CTD27IN	4DB27 CTD27IN
B27 CTD27IN	3DB30 CTD30IN	4DB30 CTD30IN
B30WCM CTD30IN	3DB33 CTD33IN	
B33WCM CTD33IN	3DB36 CTD36IN	
B36WCM CTD36IN		

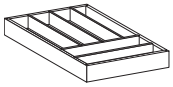

CT18

Cutlery Tray (CT15/CT18) is available on the following cabinets.
Specific available cabinets with corresponding ordering codes listed below:

B15 CT15IN	3DB15 CT15IN	4DB15 CT15IN
B18 CT18IN	3DB18 CT18IN	4DB18 CT18IN

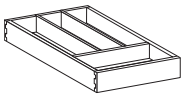

CD18

Cutlery Drawer (CD12/CD15/CD18/CD21/CD24/CD27/CD30/CD33/CD36) is available on the following cabinets. The Cutlery Drawer replaces the drawer box and has full extension soft close drawer slides.
Specific available cabinets with corresponding ordering codes listed below:

B12 CD12IN	3DB12 CD12IN	4DB12 CD12IN	BWPS24SD CD24IN
B15 CD15IN	3DB15 CD15IN	4DB15 CD15IN	BWPS27 CD27IN
B18 CD18IN	3DB18 CD18IN	4DB18 CD18IN	BWPS30 CD30IN
B21 CD21IN	3DB21 CD21IN	4DB21 CD21IN	BWPS33 CD33IN
B24 CD24IN	3DB24 CD24IN	4DB24 CD24IN	BWPS36 CD36IN
B24SD CD24IN	3DB27 CD27IN	4DB27 CD27IN	
B27 CD27IN	3DB30 CD30IN	4DB30 CD30IN	
B30WCM CD30IN	3DB33 CD33IN		
B33WCM CD33IN	3DB36 CD36IN		
B36WCM CD36IN			

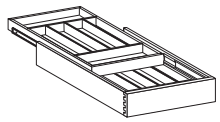

WTCT18

Wood Tiered Cutlery Tray (WTCT15/WTCT18/WTCT21/WTCT24) is available on the following cabinets.
Specific available cabinets with corresponding ordering codes listed below:

B15 WTCT15IN	3DB15 WTCT15IN	4DB15 WTCT15IN	B18WB WTCT18IN
B18 WTCT18IN	3DB18 WTCT18IN	4DB18 WTCT18IN	
B21 WTCT21IN	3DB21 WTCT21IN	4DB21 WTCT21IN	
B24 WTCT24IN	3DB24 WTCT24IN	4DB24 WTCT24IN	
B24SD WTCT24IN			

Pricing

Installation Charge: $100 List per cabinet

Cabinet List Price +
Accessory Kit List Price +
Installation Charge per cabinet

For Example: B15 CT15IN

Cabinet List Price	$ 400
CT15 List Price	$ 141
Installation Charge	$ 100
Total List Price	$ 641

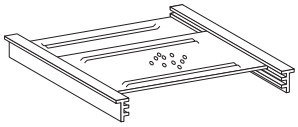

DBBC

DBBCIN — Drawer Bread Box Cover Installed

The following drawer base cabinets are available with the Drawer Bread Box Cover Installed in the cabinet. **The Drawer Bread Box Cover (DBBC15, DBBC18, DBBC21) is only available for installation in wood drawers and will be installed in bottom drawer only.** When ordering, please note that this option is only available after the Wood Drawer Upgrade has been specified. When ordering, please note that the Drawer Bread Box Cover will be clear plastic. Not available with Reduced Depth option.

To order, use the following code:
DBBCIN — Drawer Bread Box Cover Installed

Available Cabinets:	Example:
3DB15	3DB15 DBBCIN
3DB18	3DB18 DBBCIN
3DB21	3DB21 DBBCIN

Pricing

Installation Charge: $100 List per cabinet

Cabinet List Price +
Accessory Kit List Price +
Installation Charge per cabinet

For Example: 3DB15 DBBCIN

Cabinet List Price	$ 800
DBBC15 List Price	$ 215
Installation Charge	$ 100
Total List Price	$1115

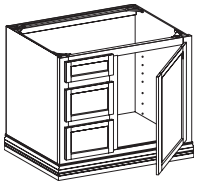

VSDB36L VTK FCE DBP4IN-CBM

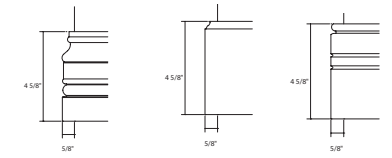

DBP4IN-CBM DBP4IN-FBM DBP4IN-BM

DBP4IN — Decorative Base Platform Installed

Available on vanity cabinets. This option applies base moulding around the bottom of the vanity. This option requires that VTK and FCE options be applied to the cabinet.

To order, use the following item codes with the cabinet item code:

Codes	Description	Pricing per sq. ft.
DBP4IN-FBM	— Decorative Base Platform with Furniture Base Moulding Installed	$35 List
DBP4IN-CBM	— Decorative Base Platform with Classic Base Moulding Installed	$50 List
DBP4IN-BM	— Decorative Base Platform with Base Moulding Installed	$35 List
For Example:	VSDB36L VTK FCE DBP4IN-CBM	

To calculate the price:
The Decorative Base Platform is price by square feet. There is a minimum charge of eight (8) square feet. For measurements greater that 8 sq. ft., use the individual moulding list price times the number of square feet.

Example:
Cabinet size
60″ x 21″= 1260 ÷ 144 = 8.75 x $50 List = $437.50 List

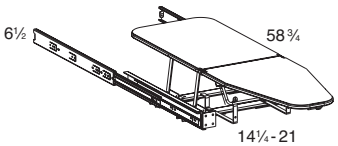

DIBIN

DIBIN — Drawer Ironing Board Installed

The Drawer Ironing Board will fit in a B18 or B21. It is available for the top drawer only. This kit replaces the drawer. Not available with Reduced Depth or Box Only options.

To order, use the following code:
DIBIN — Drawer Ironing Board Installed
For Example: B21 DIBIN

Pricing
Installation Charge: $200 List per cabinet

Cabinet List Price +
Accessory Kit List Price +
Installation Charge per cabinet

For Example: B21 DIBIN

Cabinet List Price	$1000
DIB List Price	$ 770
Installation Charge	$ 200
Total List Price	$1970

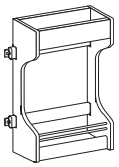

DSK

DSKIN — Door Shelf Kit Installed

The following base cabinets are available with the Door Shelf Kit Installed in the cabinet. The Door Shelf Kit will be installed on the right door of a B36 and SB36 cabinet. Not available in combination with the sliding shelves installed option. The Door Shelf Kit is ½″ plywood in a natural finish with chrome rails and removable tray.

To order, use the following code:
DSKIN — Door Shelf Kit Installed

Available Cabinets:	Example:
B18	B18 DSKIN
B36	B36 DSKIN
SB36	SB36 DSKIN

Pricing
Installation Charge: $100 List per cabinet

Cabinet List Price +
Accessory Kit List Price +
Installation Charge per cabinet

For Example: B18 DSKIN

Cabinet List Price	$1000
DSK List Price	$ 148
Installation Charge	$ 100
Total List Price	$1248

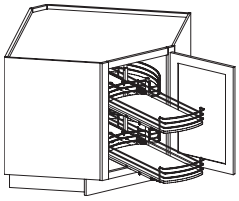

DSO

DSOIN — Diagonal Slide Out Installed

The following Diagonal Corner Base Cabinets are available with the Diagonal Slide Out Installed. When this kit is installed, the adjustable shelf will be removed. The slide out rotates to allow access to the interior side shelves. The slide out is natural finished wood with powder coat gray rails. Not available with Box Only or Reduced Depth options.

To order, use the following codes:
DSOIN — Diagonal Slide Out Installed

Available Cabinets:	Example:
DCSB42	DCSB42 DSOIN

Pricing
Installation Charge: $100 List per cabinet

Cabinet List Price +
Accessory Kit List Price +
Installation Charge per cabinet

For Example: DCSB39FH DSOIN

Cabinet List Price	$1500
DSO List Price	$2183
Installation Charge	$ 100
Total List Price	$3783



DTA

DTAIN — Drip Tray Almond Installed

The following cabinets are available with the Drip Tray Almond Installed in the cabinet. It will be installed on the floor of the cabinet. This option is only available for 21″ and 24″ depth cabinets.

To order, use the following code:
DTAIN — Drip Tray Almond Installed
For Example: SB33 DTAIN

Available Cabinets:

SB27	VS21	VS27B	VS33BH
SB30	VS24	VS30B	VS36BH
SB30WCM	VS24SD	VS33B	VS21BBH
SB33	VS27	VS36B	VS24BBH
SB33WCM	VS30	VS21BH	VS27BBH
SB36	VS33	VS24BH	VS30BBH
SB36WCM	VS36	VS24SDBH	VS33BBH
SB39	VS21B	VS27BH	VS36BBH
SB42	VS24B	VS30BH	

Pricing
Installation Charge: $100 List per cabinet

Cabinet List Price +
Accessory List Price +
Installation Charge per cabinet

For Example: SB33 DTAIN

Cabinet List Price	$1000
DTAIN Option List Price	$ 135
Installation Charge	$ 100
Total List Price	$1235

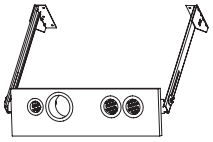



HAHA

HAHAIN — Hair Appliance Hide Away Installed

This kit allows the storage of Hair Dryers, Curling Irons and Straighteners in typically unused space behind the blank front of most Vanity Sink Bases. A tilt out caddy holds not only the appliances but also has wrap arounds to hold the cords and keep them from tangling together.

To order, use the following code:
HAHAIN — Hair Appliance Hide Away Installed
For Example: VS24B HAHAIN

Available Cabinets:

VS24B	VS3DB6018DBBH	VSDB36R	VSDB5418BH
VS24B18	VS3DB6018SBBH	VSDB36R18	VSDB54BH
VS24B18BH	VS3DB60DBBH	VSDB36R18BH	VSDB6018DB
VS24BBH	VS3DB60SBBH	VSDB36RBH	VSDB6018DBBH
VS27B	VS3DB7218DBBH	VSDB39L	VSDB60DB
VS27B18	VS3DB72DBBH	VSDB39L18	VSDB60DBBH
VS27B18BH	VSB54	VSDB39L18BH	VSDB60SB
VS27BBH	VSB5418	VSDB39LBH	VSDB6018SB
VS3DB36L18BH	VSB54BH	VSDB39R	VSDB60SBBH
VS3DB36LBH	VSB5418BH	VSDB39R18	VSDB6018SBBH
VS3DB36R18BH	VSB60	VSDB39R18BH	VSDB60SBT
VS3DB36RBH	VSB6018	VSDB39RBH	VSDB6018SBT
VS3DB39L18BH	VSB60BH	VSDB48	VSDB60SBTBH
VS3DB39LBH	VSB6018BH	VSDB4818	VSDB6018SBTBH
VS3DB39R18BH	VSDB36L	VSDB4818BH	
VS3DB39RBH	VSDB36L18	VSDB48BH	
VS3DB4818BH	VSDB36L18BH	VSDB54	
VS3DB48BH	VSDB36LBH	VSDB5418	

Pricing
Installation Charge: $100 List per cabinet

Cabinet List Price +
Accessory Kit List Price +
Installation Charge per cabinet

For Example: VS24B HAHAIN

Cabinet List Price	$ 600
HAHA List Price	$ 535
Installation Charge	$ 100
Total List Price	$1235

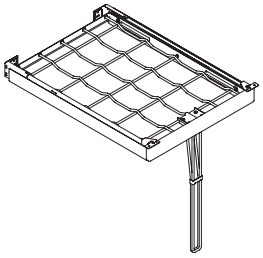

HPPO

HPPOIN — Hanging Pot and Pan Organizer Installed

21" Wide utility cabinets are available with the Hanging Pot and Pan Organizer Installed in the cabinet. The HPPO will be installed at the top of the upper section of a utility cabinet. Hanging Pot and Pan Organizer is natural finished wood with powdercoat gray accents and includes six hooks with rubber grips. Not available with Box Only, Inverted Frame or Reduced Depth options.

To order, use the following code:
HPPOIN — Hanging Pot and Pan Organizer Installed
For Example: U219024 HPPOIN

Pricing
Installation Charge: $100 List per cabinet

Cabinet List Price +
Accessory Kit List Price +
Installation Charge per cabinet

For Example: U219024 HPPOIN

Cabinet List Price	$1300
HPPO21 List Price	$ 649
Installation Charge	$ 100
Total List Price	$2049



KD

KDIN — Knife Divider Installed

The Knife Divider Installed option is only available for installation in a B24 cabinet. The Knife Divider Kit will be installed in the top drawer only. When ordering, please note that the Knife Divider has a plywood base with solid wood dividers in a natural finish. Not available with Reduced Depth option.

To order, use the following code:
KDIN — Knife Divider Installed
For Example: B24 KDIN

Pricing
Installation Charge: $100 List per cabinet

Cabinet List Price +
Accessory Kit List Price +
Installation Charge per cabinet

For Example: B24 KDIN

Cabinet List Price	$ 800
KD List Price	$ 169
Installation Charge	$ 100
Total List Price	$1069



KDWR18

KDWRIN — Knife Drawer Installed

Many cabinets can get the Knife Drawer installed. Available for the top drawer only. Drawers are natural finished. Knife Drawer (KDWR24/KDWR21/KDWR18/KDWR15) is available on the following cabinets. This kit replaces the drawer box and has full extension soft close guides. Not available with Reduced Depth or Box Only.

Specific available cabinets with corresponding ordering codes listed below:

B15 KDWR15IN	3DB15 KDWR15IN	4DB15 KDWR15IN
B18 KDWR18IN	3DB18 KDWR18IN	4DB18 KDWR18IN
B21 KDWR21IN	3DB21 KDWR21IN	4DB21 KDWR21IN
B24 KDWR24IN	3DB24 KDWR24IN	4DB24 KDWR24IN

Pricing
Installation Charge: $100 List per cabinet

Cabinet List Price +
Accessory Kit List Price +
Installation Charge per cabinet

For Example: B15 KDWR15IN

Cabinet List Price	$ 400
KDWR15 List Price	$ 169
Installation Charge	$ 100
Total List Price	$ 669

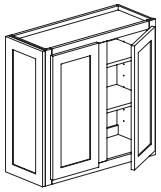

W3030 MWEPLIN

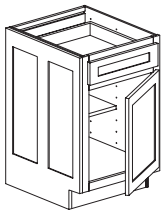

B21 MBEPLIN

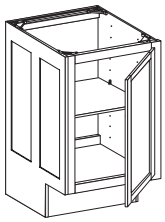

ACB18 MBEPLIN



U278424
MTEPLIN

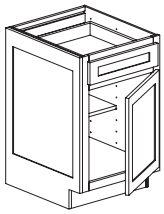

VB18 MVEPLIN

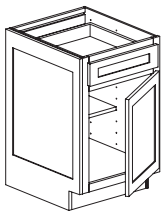

DVB21 MDEPLIN

MWEPIN — Matching Wall End Panel Installed
MBEPIN — Matching Base End Panel Installed
ACMBEPIN — Active Living Matching Base End Panel Installed
ACMTEPIN — Active Living Matching Tall End Panel Installed
MTEPIN — Matching Tall End Panel Installed
MVEPIN — Matching Vanity End Panel Installed
MVLCEPIN — Matching Vanity Linen End Panel Installed
MDEPIN — Matching Desk End Panel Installed

Many cabinets can be ordered with Matching End Panels Installed on the cabinet. When choosing this option you must select right or left for the desired side of application. Matching End Panel Installed is available with Reduced Depth and Increased Depth options. When ordering a Matching Wall End Panel Installed (MWEPIN), a Flush Cabinet End (FCE) for the side specifed will be included for full overlay door styles only. Matching End Panels Installed combined with VTK–Void Toe Kick or RTK–Recessed Toe Kick options will be modified to match the cabinet by removing the amount of the toe kick from the panel. Not available with Toe Kick Unattached option or on corner cabinets.

To order, use the following code with cabinet item code:
MWEPLIN — Matching Wall End Panel Installed
For Example: W3030 MWEPLIN
See below for the complete list of ordering codes.

Codes	Description	List Price including Installation Charge
MWEPLIN	Walls 12″–36″ high	$392
MWEPRIN		$392
MWLEPIN	Walls 39″–60″ high	$541
MWLEPRIN		$541
MBEPLIN	Bases–two panels	$519
MBEPRIN		$519
ACMBEPLIN	Active Living Bases	$519
ACMBEPRIN		$519
ACMTEPLIN	Active Living Talls	$925
ACMTEPRIN		$925
MTEPLIN	Talls	$925
MTEPRIN		$925
MVEPLIN	Vanities	$446
MVEPRIN		$446
MVEPBHLIN	Vanities–base height	$478
MVEPBHRIN		$478
MVLCEPLIN	Vanity Linen	$952
MVLCEPRIN		$952
MVLCEPBHLIN	Vanity Linen–base height	$952
MVLCEPBHRIN		$952
MDEPLIN	Desks	$446
MDEPRIN		$446

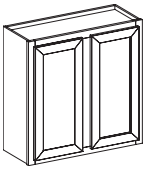

W3030 2MTLDINSGV

MTLDINSG — Metal Doors Installed Satin Glass
MTLDINRG — Metal Doors Installed Reeded Glass

Metal Doors Installed with Satin Glass or Reeded Glass are available on designated cabinets. When ordering this option, ALL standard doors will be replaced with Metal Doors with either Satin Glass or Reeded Glass.

To order Metal Doors with Satin Glass, use the following codes with the cabinet item code:

1MTLDINSGV — Vertical Door Installed on Single Door Cabinets (Satin Glass Included)
Available on: W1530, W1536, W1539, W1542, W1830, W1836, W1839, W1842, DC2430, DC2436, DC2439, DC2442, DC2730, DC2736, DC2739, DC2742
When choosing this option, the DC2730, DC2736, DC2739 and DC2742 will have 14⅝" metal doors.

2MTLDINSGV — Vertical Doors Installed on Two Door Wall and Single Door Wall with Peninsula option Cabinets (Satin Glass Included)
Available on: W3030, W3036, W3039, W3042, W3630, W3636, W3639, W3642 and W1530 P, W1536 P, W1539 P, W1542 P, W1830 P, W1836 P, W1839 P, W1842 P

3MTLDINSGV — Vertical Doors Installed on Three Door Cabinets (Satin Glass Included)
Available on: W4530, W4536

4MTLDINSGV — Vertical Doors on Two Door Wall Cabinets with Peninsula option (Satin Glass Included)
Available on: W3030 P, W3036 P, W3039 P, W3042 P, W3630 P, W3636 P, W3639 P, W3642 P

6MTLDINSGV — Vertical Doors on Three Door Wall Cabinets with Peninsula option (Satin Glass Included)
Available on: W4530 P, W4536 P

To order Metal Doors with Reeded Glass, use the following codes with the cabinet item code:

1MTLDINRGV — Vertical Door Installed on Single Door Cabinets (Reeded Glass Included)
Available on: W1530, W1536, W1539, W1542, W1830, W1836, W1839, W1842, DC2430, DC2436, DC2439, DC2442, DC2730, DC2736, DC2739, DC2742
When choosing this option, the DC2730, DC2736, DC2739 and DC2742 will have 14⅝" metal doors.

2MTLDINRGV — Vertical Door Installed on Two Door Wall and Single Door Wall with Peninsula option Cabinets (Reeded Glass Included)
Available on: W3030, W3036, W3039, W3042, W3630, W3636, W3639, W3642 and W1530 P, W1536 P, W1539 P, W1542 P, W1830 P, W1836 P, W1839 P, W1842 P

3MTLDINRGV — Vertical Door Installed on Three Door Wall Cabinets (Reeded Glass Included)
Available on: W4530, W4536

4MTLDINRGV — Vertical Doors Installed on Two Door Wall Cabinets with Peninsula option (Reeded Glass Included)
Available on: W3030 P, W3036 P, W3039 P, W3042 P, W3630 P, W3636 P, W3639 P, W3642 P (Reeded Glass Included)

6MTLDINRGV — Vertical Doors on Three Door Wall Cabinets with Peninsula option (Reeded Glass Included)
Available on: W4530 P, W4536 P

MTLDINSG Satin Glass Pricing

1MTLDINSGV – Vertical Door Installed	$1,080 List
2MTLDINSGV – 2 Vertical Doors Installed	$2,160 List
3MTLDINSGV – 3 Vertical Doors Installed	$3,240 List
4MTLDINSGV – 4 Vertical Doors Installed	$4,320 List
6MTLDINSGV – 6 Vertical Doors Installed	$6,480 List

MTLDINRG Reeded Glass Pricing

1MTLDINRGV – Vertical Door Installed	$1,170 List
2MTLDINRGV – 2 Vertical Doors Installed	$2,340 List
3MTLDINRGV – 3 Vertical Doors Installed	$3,510 List
4MTLDINRGV – 4 Vertical Doors Installed	$4,560 List
6MTLDINRGV – 6 Vertical Doors Installed	$5,610 List



MVBK

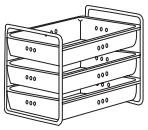

PVBK

MVBKIN/PVBKIN — Vegetable Bin Kit Installed

The following base cabinets are available with the Vegetable Bin Kit Installed in the cabinet. When this kit is installed in a B18, B24, B27 and B36, the adjustable shelf will be removed. The Vegetable Bin Kit will be installed on the right side of the B24, B27 and B36 cabinets. The kit will be installed on the cabinet floor of a U188424 cabinet and bottom shelf will be moved up. The PVBK is white polystyrene bins in a white metal rack. The MVBK is gray powdercoat.

To order, use the following codes:
MVBKIN — Metal Vegetable Bin Kit Installed
PVBKIN — Plastic Vegetable Bin Kit Installed

Available Cabinets:	Example:
B18	B18 MVBKIN
B24	B24 MVBKIN
B27	B27 MVBKIN
B36	B36 MVBKIN
U188424	U188424 MVBKIN
B18	B18 PVBKIN
B24	B24 PVBKIN
B27	B27 PVBKIN
B36	B36 PVBKIN
U188424	U188424 PVBKIN

Pricing
Installation Charge: $100 List per cabinet

Cabinet List Price +
Accessory Kit List Price +
Installation Charge per cabinet

For Example: B18 MVBKIN

Cabinet List Price	$ 600
MVBK List Price	$ 421
Installation Charge	$ 100
Total List Price	$1121

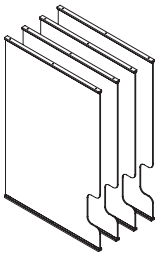

TD

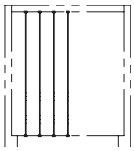

OTDIN — Oven Tray Divider Installed

This option is available for installation in the top section of all oven cabinets. A set of 4 natural finished wood tray dividers will be installed on the left hand side of the top section. When this kit is installed, it will eliminate the adjustable shelf.

To order, use the following code:
OTDIN — Oven Tray Divider Installed
For Example: DO308424 OTDIN

Pricing
Installation Charge: $100 List per cabinet

Cabinet List Price +
Accessory Kit List Price +
Installation Charge per cabinet

For Example: DO308424 OTDIN

Cabinet List Price	$2000
TD List Price	$ 259
Installation Charge	$ 100
Total List Price	$2359

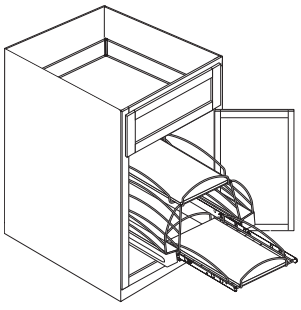

B24SD PPLC24IN

PPLCIN — Pot, Pan and Lid Caddy Installed

Available for B24 and B30WCM cabinets. When kit is installed, it elminates the adjustable shelf. Pot, Pan and Lid Caddy is natural finished wood with gray powdercoat accents and will be floor mounted.

To order, use the following code with the cabinet item code:
PPLC24IN — 24″ Pot, Pan, Lid Caddy Installed
PPLC30IN — 30″ Pot, Pan, Lid Caddy Installed

Available Cabinets:	Example:
B24	B24 PPLC24IN
B24SD	B24SD PPLC24IN
B30WCM	B30WCM PPLC30IN

Pricing
Installation Charge: $100 List per cabinet

Cabinet List Price +
Accessory Kit List Price +
Installation Charge per cabinet

For Example: B24 PPLC24IN

Cabinet List Price	$ 800
PPLC24 List Price	$ 953
Installation Charge	$ 100
Total List Price	$1853

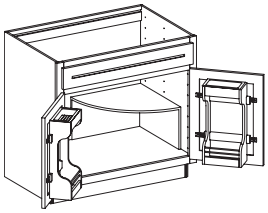

SB36WCM SBSKIN

SBSKIN — Sink Base Storage Kit Installed

This option is available for SB36 and SB36WCM. The kit includes two Door Shelf Kits installed to the doors and a Sink Base Storage Shelf installed in the right hand corner. This option is not available with any other kits installed or with Reduced Depth or Box Only options.

To order, use the following code with the cabinet item code:
SBSKIN—Sink Base Storage Kit Installed
For Example: SB36WCM SBSKIN

Pricing
Installation Charge: $200 List per cabinet

Cabinet List Price +
Accessory Kit List Price +
Installation Charge per cabinet

For Example: SB36WCM SBSKIN

Cabinet List Price	$ 700
Accessory List Price	$ 596
Installation Charge	$ 200
Total List Price	$1496

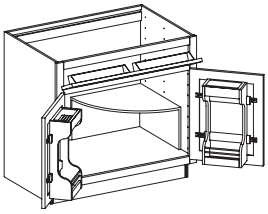

SB36WCM SBSKTIN

SBSKTIN — Sink Base Storage Kit with Trays Installed

This option is available for SB36 and SB36WCM. The kit includes two Door Shelf Kits installed to the doors, a Sink Base Storage Shelf installed in the right hand corner and two stainless Tilt Out Trays installed behind the blank front(s). This option is not available with any other kits installed or with Reduced Depth or Box Only options.

To order, use the following code with the cabinet item code:
SBSKTIN—Sink Base Storage Kit with Trays Installed
For Example: SB36WCM SBSKTIN

Pricing
Installation Charge: $200 List per cabinet

Cabinet List Price +
Accessory Kit List Price +
Installation Charge per cabinet

For Example: B36WCM SBSKTIN

Cabinet List Price	$ 700
Accessory List Price	$ 700
Installation Charge	$ 200
Total List Price	$1600

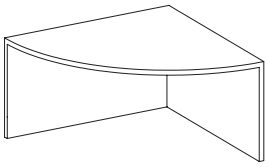

SBSS

SBSSIN — Sink Base Storage Shelf Installed

This option is available for SB36 and SB36WCM. The kit includes a Sink Base Storage Shelf installed in the right hand corner. The shelf is ½" plywood. This option is not available with any other kits installed or with Reduced Depth or Box Only options.

To order, use the following code with the cabinet item code:
SBSSIN—Sink Base Storage Shelf Installed
For Example: SB36WCM SBSSIN

Pricing
Installation Charge: $100 List per cabinet

Cabinet List Price +
Accessory Kit List Price +
Installation Charge per cabinet

For Example: SB36WCM SBSSIN

Cabinet List Price	$ 700
SBSS List Price	$ 300
Installation Charge	$ 100
Total List Price	$1100

SSDSCIN — Dovetail Full Extension Soft Close Sliding Shelves Installed

All cabinets listed below are available with Dovetail Full Extension Soft Close Sliding Shelves (SSDSC) Installed. When ordering, please note that the placement of the shelves cannot be altered from drawings below. Not available on cabinets less than 21″ deep, Box Only or with Door Shelf Kit Installed options.

Use the following codes with the cabinet item code:
1SSDSCIN — One Dovetail Full Extension Soft Close Shelf Installed
2SSDSCIN — Two Dovetail Full Extension Soft Close Shelves Installed
3SSDSCIN — Three Dovetail Full Extension Soft Close Shelves Installed
4SSDSCIN — Four Dovetail Full Extension Soft Close Shelves Installed
6SSDSCIN — Six Dovetail Full Extension Soft Close Shelves Installed

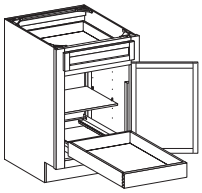

B12 1SSDSCIN

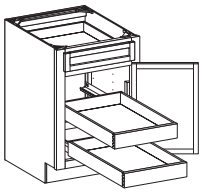

B12 2SSDSCIN

Available Cabinets:
ACB15, ACB18, ACB21,
B12, B15, B18, B21, B24SD,
DVB15, DVB18, DVB21,
VB12, VB15, VB18, VB21, VB12BH, VB15BH, VB18BH,
VB21BH, VS18, VS21, VS24SD, VS21B, VS21BBH, VS18BH,
VS21BH, VS24SDBH

Examples:
B12 1SSDSCIN or
B12 2SSDSCIN

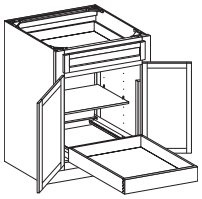

B24 1SSDSCIN

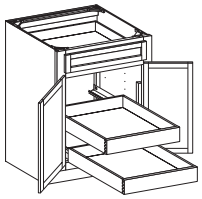

B24 2SSDSCIN

Available Cabinets:
ACB24, ACB27,
B24, B27, B30WCM, B33WCM, B36WCM,
DVB24, DVB27,
VB24, VB27, VB24BH, VB27BH,
VS24, VS27, VS24BH, VS27BH,
VS24B, VS27B, VS24BBH, VS27BBH

Examples:
B24 1SSDSCIN or
B24 2SSDSCIN

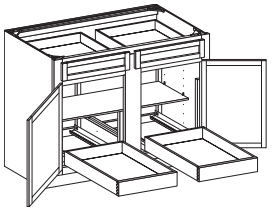

B30 2SSDSCIN

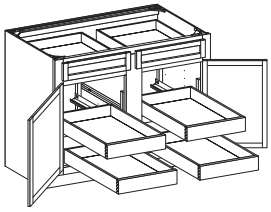

B30 4SSDSCIN

Available Cabinets:
ACB30, ACB33, ACB36, ACB39, ACB42, ACB45, ACB48,
B30, B33, B36, B39, B42, B45D2, B48D2,
DVB30, DVB33, DVB36,
VB30, VB33, VB36, VB30BH, VB33BH, VB36BH, VS30, VS33,
VS36, VS39, VS42, VS45D2, VS48D2, VS30B, VS33B, VS36B,
VS42B, VS30BH, VS33BH, VS36BH, VS39BH, VS42BH, VS45D2BH,
VS48D2BH, VS30BBH, VS33BBH, VS36BBH, VS42BBH

Examples:
B30 2SSDSCIN or
B30 4SSDSCIN

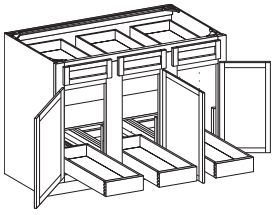

B45 3SSDSCIN

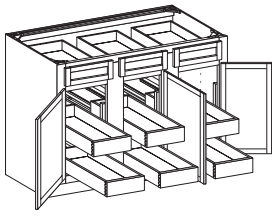

B48 6SSDSCIN

Available Cabinets:
B45, B48
VS48, VS48BH

Examples:
B45 3SSDSCIN or
B45 6SSDSCIN

Note: If a cabinet with sliding shelves is ordered peninsula style, the sliding shelves will only slide out on one side.

For the oven cabinets with doors, sliding shelves are only available in the lower door section and in quantities of one (1) or two (2).

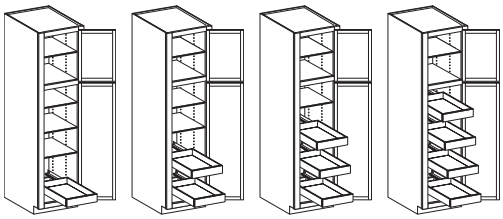

Available Cabinets:
ACU188424, ACU248424SD, ACU189024, ACU249024SD,
ACU189324, ACU249324SD, ACU189624, ACU249624SD,
U128424, U158424, U188424, U218424, U248424SD,
U129024, U159024, U189024, U219024, U249024SD,
U129324, U159324, U189324, U219324, U249324SD,
U129624, U159624, U189624, U219624, U249624SD

Examples:
U159024 1SSDSCIN or
U159024 2SSDSCIN or
U159024 3SSDSCIN or
U159024 4SSDSCIN



Available Cabinets:
ACU308424, ACU309024, ACU309324, ACU309624,
U248424, U278424, U308424, U338424, U368424,
U249024, U279024, U309024, U339024, U369024,
U249324, U279324, U309324, U339324, U369324,
U249624, U279624, U309624, U339624, U369624
SOD278424, SOD308424, SOD338424, SOD398424,
SOD279024, SOD309024, SOD339024, SOD399024,
SOD279324, SOD309324, SOD339324, SOD399324,
SOD279624, SOD309624, SOD339624, SOD399624

Examples:
U249024 1SSDSCIN or
U249024 2SSDSCIN or
U249024 3SSDSCIN or
U249024 4SSDSCIN

Pricing

Installation Charge: $50 List per shelf

Cabinet List Price +
Accessory Kit List Price +
Installation Charge per shelf

For Example: B30 2SSDSCIN

Cabinet List Price	$1400
SSDSC List Price (2)	$ 747
Installation Charge (2)	$ 100
Total List Price	$2247

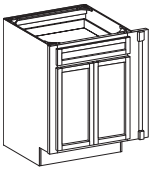

B27 ESR3 RSSPRIN

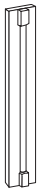

F36W RSSPIN

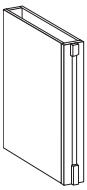

PP34B RSSPIN

SSPIN — Split Spindle/Plinth Installed

Includes split spindle/plinth installed to our 3″ plain extended stiles, 3″ plain fillers and 3″ plain pilasters. It will be centered on extended stile (not including original stile dimension of cabinet). Height is limited to 96″. Available in fluted, rounded or rope split spindle options. Wall, base, tall and vanity cabinets receive a split plinth block at the top and bottom of the split spindle. Note: This feature will protrude about 1″ from the face frame of the cabinet.

To order, use the following codes with the cabinet item code:

Fluted Split Spindle/Plinth Installed
FSSPIN — Fluted Split Spindle/Plinth Installed (For fillers and pilasters only)
FSSPLIN — Fluted Split Spindle/Plinth Left Installed
FSSPRIN — Fluted Split Spindle/Plinth Right Installed
FSSPTIN — Fluted Split Spindle/Plinth Tall Installed (For fillers and pilasters only)
FSSPLTIN — Fluted Split Spindle/Plinth Left Tall Installed
FSSPRTIN — Fluted Split Spindle/Plinth Right Tall Installed
FSSPLPIN — Fluted Split Spindle/Plinth Left Peninsula Installed
FSSPRPIN — Fluted Split Spindle/Plinth Right Peninsula Installed
For Example: B27 ESR3 FSSPRIN

Rope Split Spindle/Plinth Installed
RPSSPIN — Rope Split Spindle/Plinth Installed (For fillers and pilasters only)
RPSSPLIN — Rope Split Spindle/Plinth Left Installed
RPSSPRIN — Rope Split Spindle/Plinth Right Installed
RPSSPTIN — Rope Split Spindle/Plinth Tall Installed (For fillers and pilasters only)
RPSSPLTIN — Rope Split Spindle/Plinth Left Tall Installed
RPSSPRTIN — Rope Split Spindle/Plinth Right Tall Installed
RPSSPLPIN — Rope Split Spindle/Plinth Left Peninsula Installed
RPSSPRPIN — Rope Split Spindle/Plinth Right Peninsula Installed
For Example: B27 ESL3 RPSSPLIN

Rounded Split Spindle/Plinth Installed
RSSPIN — Rounded Split Spindle/Plinth Installed (For fillers and pilasters only)
RSSPLIN — Rounded Split Spindle/Plinth Left Installed
RSSPRIN — Rounded Split Spindle/Plinth Right Installed
RSSPTIN — Rounded Split Spindle/Plinth Tall Installed (For fillers and pilasters only)
RSSPLTIN — Rounded Split Spindle/Plinth Left Tall Installed
RSSPRTIN — Rounded Split Spindle/Plinth Right Tall Installed
RSSPLPIN — Rounded Split Spindle/Plinth Left Peninsula Installed
RSSPRPIN — Rounded Split Spindle/Plinth Right Peninsula Installed
For Example: PP31V RSSPIN

Pricing

Wall, base, vanity, fillers and pilasters	$150 List per side
Tall	$375 List per side
Peninsula wall, base and vanity	$300 List per side

Cabinet List Price +
Option List Price

For Example: W3030 ESL3 RPSSLIN

Cabinet List Price	$ 600
ESL3 List Price	$ 130
RPSSLIN List Price	$ 150
Total List Price	$ 880

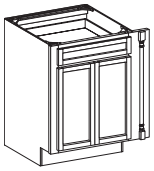

B27 ESR3
RSSPSRIN



F36W RSSPSIN

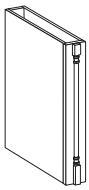

PP34B RSSPSIN

SSPSIN — Split Spindle/Plinth/Spool Installed

Includes split spindle/plinth/spool installed to our 3″ plain extended stiles, 3″ plain fillers and 3″ plain pilasters. It will be centered on extended stile (not including original stile dimension of cabinet). Height is limited to 96″. Available in fluted, rounded or rope split spindle options. Wall, base, tall and vanity cabinets receive a split plinth block and spool at the top and bottom of the split spindle. Note: this feature will protrude about 1″ from the face frame of the cabinet. **This option is only available on cabinets and accessories 18″ high or higher.**

To order, use the following codes with the cabinet item code:

Fluted Split Spindle/Plinth/Spool Installed
FSSPSIN — Fluted Split Spindle/Plinth/Spool Installed (for fillers and pilasters only)
FSSPSLIN — Fluted Split Spindle/Plinth/Spool Left Installed
FSSPSRIN — Fluted Split Spindle/Plinth/Spool Right Installed
FSSPSTIN — Fluted Split Spindle/Plinth/Spool Tall Installed (for fillers and pilasters only)
FSSPSLTIN — Fluted Split Spindle/Plinth/Spool Left Tall Installed
FSSPSRTIN — Fluted Split Spindle/Plinth/Spool Right Tall Installed
FSSPSLPIN — Fluted Split Spindle/Plinth/Spool Left Peninsula Installed
FSSPSRPIN — Fluted Split Spindle/Plinth/Spool Right Peninsula Installed
For Example: B27CCL FSSPSLIN

Rope Split Spindle/Plinth/Spool Installed
RPSSPSIN — Rope Split Spindle/Plinth/Spool Installed (for fillers and pilasters only)
RPSSPSLIN — Rope Split Spindle/Plinth/Spool Left Installed
RPSSPSRIN — Rope Split Spindle/Plinth/Spool Right Installed
RPSSPSTIN — Rope Split Spindle/Plinth/Spool Tall Installed (for fillers and pilasters only)
RPSSPSLTIN — Rope Split Spindle/Plinth/Spool Left Tall Installed
RPSSPSRTIN — Rope Split Spindle/Plinth/Spool Right Tall Installed
RPSSPSLPIN — Rope Split Spindle/Plinth/Spool Left Peninsula Installed
RPSSPSRPIN — Rope Split Spindle/Plinth/Spool Right Peninsula Installed
For Example: F396 RPSSPSTIN

Rounded Split Spindle/Plinth/Spool Installed
RSSPSIN — Rounded Split Spindle/Plinth/Spool Installed (for fillers and pilasters only)
RSSPSLIN — Rounded Split Spindle/Plinth/Spool Left Installed
RSSPSRIN — Rounded Split Spindle/Plinth/Spool Right Installed
RSSPSTIN — Rounded Split Spindle/Plinth/Spool Tall Installed (for fillers and pilasters only)
RSSPSLTIN — Rounded Split Spindle/Plinth/Spool Left Tall Installed
RSSPSRTIN — Rounded Split Spindle/Plinth/Spool Right Tall Installed
RSSPSLPIN — Rounded Split Spindle/Plinth/Spool Left Peninsula Installed
RSSPSRPIN — Rounded Split Spindle/Plinth/Spool Right Peninsula Installed
For Example: W3030 P ESL3P RSSPSLPIN

Pricing

Wall, base, vanity, fillers and pilasters	$150 List per side
Tall	$375 List per side
Peninsula wall, base and vanity	$300 List per side

Cabinet List Price +
Option List Price

For Example: W3030 ESL3 FSSPSLTIN

Cabinet List Price	$ 600
ESL3 List Price	$ 180
FSSPSLTIN List Price	$ 375
Total List Price	$1155



B18 SSWIN

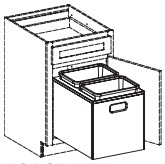

B21 SDWIN

SSWIN/SDWIN — Super Wastebasket Kit Installed

The following base cabinets are available with the Wastebasket Kit Installed in the cabinet. Not available with Reduced Depth or Box Only cabinet options. **Note: Kit does not attach to the door.**

To order, use the following codes:
SSWIN — Single Wastebasket Installed
SDWIN — Double Wastebasket Installed

Available Cabinets:	Example:
B15	B15 SSWIN
B18	B18 SSWIN
B21	B21 SDWIN

Pricing
Installation Charge: $200 List per cabinet

Cabinet List Price +
Accessory Kit List Price +
Installation Charge per cabinet

For Example: B18 SSWIN

Cabinet List Price	$ 300
SSW18 List Price	$ 466
Installation Charge	$ 200
Total List Price	$ 966

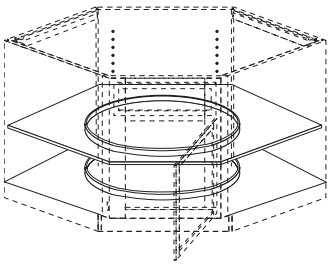

2ST32IN

ST32IN — 32" Round Wooden Spin Tray Installed

This option is available for DCSB36 and DCSB42 only. Trays are natural finished ½" plywood and 32" in diameter. If only one shelf is ordered, it will be installed on the floor of the cabinet.

To order, use the following codes:
1ST32IN — One Round 32" Wooden Spin Tray Installed
2ST32IN — Two Round 32" Wooden Spin Trays Installed
For Example: DCSB36 2ST32IN

Pricing
Installation Charge: $100 List per cabinet

Cabinet List Price +
Kit List Price +
Installation Charge per cabinet

For Example: DCSB36 2ST32IN

Cabinet List Price	$ 800
ST32 List Price (2)	$ 512
Installation Charge	$ 100
Total List Price	$1412

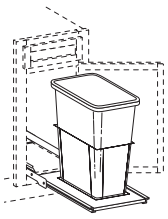

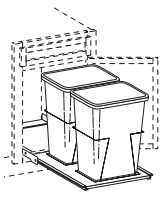

SWIN/DWIN — Wastebasket Kit Installed

The following base cabinets are available with the Wastebasket Kit Installed in the cabinet. The Wastebasket Kit will be installed on the right side of the B24, B30, B33 and B36 cabinets. When kit is installed, the adjustable shelf will be removed. The Wastebasket Kits are installed with full extension ball bearing slides. Not available with Reduced Depth or Box Only options. **Note: Kit does not attach to door.**

To order, use the following codes:
SWIN — Single Wastebasket Installed
DWIN — Double Wastebasket Installed

Available Cabinets:	Example:
B15	B15 SWIN
B18	B18 SWIN
B21	B21 SWIN
B24	B24 SWIN
B30	B30 SWIN
B33	B33 SWIN
B36	B36 SWIN
B21	B21 DWIN
B24	B24 DWIN

Pricing
Installation Charge: $200 List per cabinet

Cabinet List Price +
Accessory Kit List Price +
Installation Charge per cabinet

For Example: B21 SWIN

Cabinet List Price	$ 600
SW9.125 List Price	$ 368
Installation Charge	$ 200
Total List Price	$1168

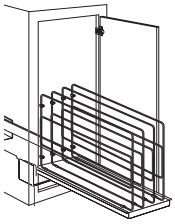

SWTD15

SWTDIN — Sliding Wire Tray Divider Installed

The Sliding Wire Tray Divider Installed option is available for installation in a BT12, B12 or B15 cabinet. When it is installed, the adjustable shelf will be removed. When ordering, please note that the Sliding Wire Tray Divider is a natural finish wood with powdercoat gray rails. Not available with Reduced Depth option.

To order, use the following codes:
SWTDIN — Sliding Wire Tray Divider Installed
For Example: B15 SWTDIN

Pricing
Installation Charge: $100 List per cabinet

Cabinet List Price +
Accessory Kit List Price +
Installation Charge per cabinet

For Example: B15 SWTDIN

Cabinet List Price	$ 700
SWTD15 List Price	$ 420
Installation Charge	$ 100
Total List Price	$1220

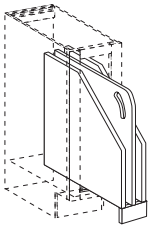

TD9

TDIN — Tray Divider Installed

The Tray Divider Installed option is only available for installation in a BT9 cabinet. When ordering, please note that the Tray Divider will be ½" plywood and is only available in natural finish. Not available with Reduced Depth option.

To order, use the following codes:
TDIN — Tray Divider Installed
For Example: BT9 TDIN

Pricing
Installation Charge: $100 List per cabinet

Cabinet List Price +
Accessory Kit List Price +
Installation Charge per cabinet

For Example: BT9 TDIN

Cabinet List Price	$ 500
TD9 List Price	$ 258
Installation Charge	$ 100
Total List Price	$ 858

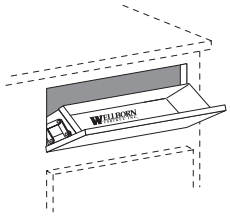

TOTIN

TOTIN — Tilt Out Tray Installed

The following sink cabinets are available with the Tilt Out Tray Installed in the cabinet. When ordering, note that the Tilt Out Tray will be stainless. Not available with Box Only or Front Only cabinet options.

To order, use the following code:
TOTIN — Tilt Out Tray Installed
For Example: SB24SD TOTIN

Available Cabinets:

SB18	SB36	DCSB42	VS33B	VS24B18BH	VS42BBH
SB21	SB36WCM	VS21B	VS33B18	VS27BBH	VS42B18BH
SB24SD	SB39	VS21B18	VS36B	VS27B18BH	
SB24	SB42	VS24B	VS36B18	VS30BBH	
SB27	SB45	VS24B18	VS42B	VS30B18BH	
SB30	SB48	VS27B	VS42B18	VS33BBH	
SB30WCM	SB54	VS27B18	VS21BBH	VS33B18BH	
SB33	SB60	VS30B	VS21B18BH	VS36BBH	
SB33WCM	DCSB36	VS30B18	VS24BBH	VS36B18BH	

Pricing
Installation Charge: $200 List per cabinet

Cabinet List Price +
Accessory Kit List Price +
Installation Charge per cabinet

For Example: SB36 TOTIN

Cabinet List Price	$ 500
TOT36S List Price	$ 104
Installation Charge	$ 200
Total List Price	$ 804

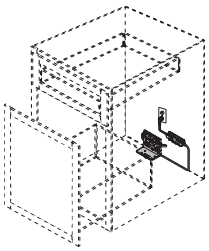

VB18WB WBTTOIN

TTOIN — Touch to Open Installed

Touch To Open is available on many cabinets with drawers and wastebasket cabinets. This option installs an electrical kit (requiring electrical access) that assist in opening drawers/doors with just a touch to the drawer/door front. Touch To Open is available for the top drawer only or all drawers in the cabinet; meaning there are multiple codes available for cabinets with more than one drawer.

This option is not available on cabinets with Full Height Doors or Box Only options. Options that apply to specific drawers such as Cutting Board Drawer Installed, Cutting Board and Knife Drawer Installed, Wood Tiered Cutlery Tray Installed options will not have the TTOIN option for the affected drawer(s). This option will also not be available for file drawers, U-drawers, drawers that are less than 8″ wide or drawers that are less than 3 7/16″ tall.

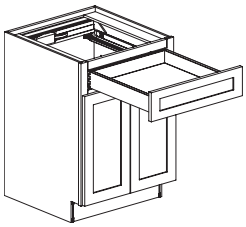

VB27 SDWRTTOIN

To order, use the following codes with the cabinet item code:

Codes	Description	Pricing
SDWRTTOIN	— Single Drawer Touch To Open Installed	$1632 List
2DWRTTOIN	— 2 Drawers Touch To Open Installed	$3264 List
3DWRTTOIN	— 3 Drawers Touch To Open Installed	$4210 List
4DWRTTOIN	— 4 Drawers Touch To Open Installed	$5156 List
5DWRTTOIN	— 5 Drawers Touch To Open Installed	$6102 List
6DWRTTOIN	— 6 Drawers Touch To Open Installed	$7048 List
8DWRTTOIN	— 8 Drawers Touch To Open Installed	$8939 List
WBTTOIN	— Wastebasket Touch To Open Installed	$1275 List

For Example: VB18WB WBTTOIN
VB27 SDWRTTOIN

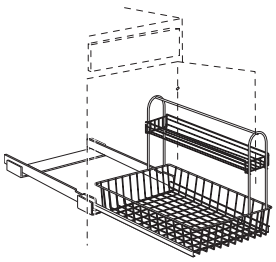

USBD18

USBDIN — Under Sink Basket Deluxe Installed

Top basket is removable and offset for plumbing. This kit is floor mounted, will eliminate the shelf and is available only in powdercoat gray. For double door cabinets, the kit will be installed on the right hand side. Not available with Reduced Depth or Box Only options.

To order, use the following codes with the cabinet item code:
USBD18IN—USBD18 Installed
USBD21IN—USBD21 Installed
For Example: SB18 USBD18IN

Available Cabinets:	Example:
SB18	SB18 USBD18IN
SB21	SB21 USBD21IN
SB36	SB36 USBD36IN
SB42	SB42 USBD42IN

Pricing
Installation Charge: $100 List per cabinet

Cabinet List Price +
Accessory Kit List Price +
Installation Charge per cabinet

For Example: SB18 USBD18IN

Cabinet List Price	$1000
USBD18 List Price	$ 417
Installation Charge	$ 100
Total List Price	$1517

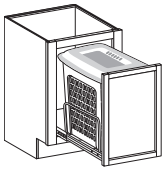

VHKIT

VHKITIN — Vanity Hamper Kit Installed

The following vanity and base cabinets are available with the Vanity Hamper Kit Installed in the cabinet. When ordering, please note that the Vanity Hamper Kit will include one white hamper basket with lid and will be installed as a door mount installation. When this kit is installed, the adjustable shelf will be removed. Vanity Hamper Kit fits 18″ or 21″ wide full height door cabinets only. Not available on cabinets less than 21″ deep.

To order, use the following code:
VHKITIN — Vanity Hamper Kit Installed

Available Cabinets:	Example:
B18 FH	B18 FH VHKITIN
B21 FH	B21 FH VHKITIN
VB18BH FH	VB18BH FH VHKITIN
VB21BH FH	VB21BH FH VHKITIN
VS21	VS21 VHKITIN
VS21BH	VS21BH VHKITIN

Pricing
Installation Charge: $100 List per cabinet

Cabinet List Price +
Accessory Kit List Price +
Installation Charge per cabinet

For Example: B24 VHKITIN

Cabinet List Price	$ 600
VHKIT List Price	$ 427
Installation Charge	$ 100
Total List Price	$1127

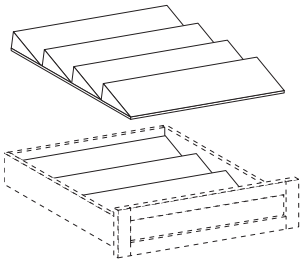

WDSR18

WDSRIN — Wood Drawer Spice Rack Installed

The following base cabinets are available with the Wood Drawer Spice Rack Installed in the cabinet. **The Wood Drawer Spice Rack (WDSR15, WDSR18, WDSR21, WDSR24) is only available for installation in wood drawers and will be installed in the top drawer only.** The Wood Drawer Spice Rack is solid wood in a natural finish. Not available with Reduced Depth option.

To order, use the following codes with the cabinet item code:
WDSR15IN — WDSR15 Installed
WDSR18IN — WDSR18 Installed
WDSR21IN — WDSR21 Installed
WDSR24IN — WDSR24 Installed

Available Cabinets:	Example:
B15	B15 WDSR15IN
B18	B18 WDSR18IN
B21	B21 WDSR21IN
B24	B24 WDSR24IN

Pricing
Installation Charge: $100 List per cabinet

Cabinet List Price +
Accessory Kit List Price +
Installation Charge per cabinet

For Example: B24 WDSRIN

Cabinet List Price	$ 800
WDSR24 List Price	$ 144
Installation Charge	$ 100
Total List Price	$1044

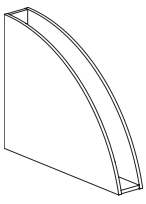

WDTD

WDTDIN — Wood Tray Divider Installed

The Wood Tray divider option is only available for installation in a BT9 or BT12 cabinets. Not available with Reduced Depth option.

To order, use the following code with the cabinet item code:
WDTDIN — Wood Tray Divider Installed
For Example: BT9 WDTDIN
BT12 WDTDIN

Pricing
Installation Charge: $100 List per cabinet

Cabinet List Price +
Accessory Kit List Price +
Installation Charge per cabinet

For Example: BT9 WDTDIN

Cabinet List Price	$ 800
WDTD List Price	$ 207
Installation Charge	$ 100
Total List Price	$1107

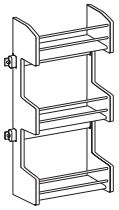

WSR18

WSRIN — Wooden Spice Rack Installed

The following wall cabinets are available with the Wooden Spice Rack Installed in the cabinet. The Wooden Spice Rack will be installed on the right door of a W3030, W3330, W3630, W3930 and W4230 cabinet. The Wooden Spice Rack is solid wood with chrome rails in a natural finish.

To order, use the following codes with the cabinet item code:
WSR15IN — WSR15 Installed
WSR18IN — WSR18 Installed
WSR21IN — WSR21 Installed

Wooden Spice Rack (WSR15) is available on the following cabinets.

Available Cabinets:	Example:
W1530	W1530 WSR15IN
W3030	W3030 WSR15IN
W3330	W3330 WSR15IN

Wooden Spice Rack (WSR18) is available on the following cabinets.

Available Cabinets:	Example:
W1830	W1830 WSR18IN
W3630	W3630 WSR18IN
W3930	W3930 WSR18IN

Wooden Spice Rack (WSR21) is available on the following cabinets.

Available Cabinets:	Example:
W2130	W2130 WSR21IN
W4230	W4230 WSR21IN

Pricing
Installation Charge: $100 List per cabinet

Cabinet List Price +
Accessory Kit List Price +
Installation Charge per cabinet

For Example: W1530 WSR15IN

Cabinet List Price	$ 400
WSR15 List Price	$ 191
Installation Charge	$ 100
Total List Price	$ 691

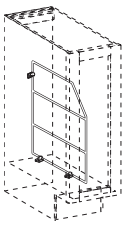

WTD9IN — Wire Tray Divider Installed
WTD12IN — Wire Tray Divider Installed

The Wire Tray Divider Installed option is only available for installation in the center of a base tray cabinet. The Wire Tray Divider is chrome. Not available with Reduced Depth option.

To order, use the following code with the cabinet item code:
WTD9IN — Wire Tray Divider Installed
WTD12IN — Wire Tray Divider Installed
For Example: BT9 WTD9IN

Pricing
Installation Charge: $100 List per cabinet

Cabinet List Price +
Accessory Kit List Price +
Installation Charge per cabinet

For Example: BT9 WTD9IN

Cabinet List Price	$ 500
WTD9 List Price	$ 46
Installation Charge	$ 100
Total List Price	$ 646

PRICING GUIDELINES

Wellborn offers a simplified price structure to upgrade from The Select Series. Simply price your cabinet in The Select Series. Please refer to the detailed pricing procedure below to determine your new list price.

See the Wellborn Price Catalog for pricing details on those options.

Steps	*Procedures*	*Examples*	*Amount*
1. List Price	Start with cabinet list price for any series – Select/Premier.	Find Cabinet List Price.	$336.00
2. Subtotal	This Subtotal should be rounded to the whole dollar.	Next round to whole dollar.	$336.00
3. Specialty Finish Charge	Calculate finish upcharge based on total from Step 2. Do not round.	Calculate finish upcharge. Multiply Step 2 by specialty finish upcharge. ($336 x 15% = $50.40)	$50.40
4. SC-1	Calculate Semi-Custom options with percentage upcharges (For Example, RD/P). If you have multiple options, add the percentages together and calculate based on total in Step 2. Do not round.	Calculate SC-1 upcharges. For example, if Reduced Depth (30%) and Peninsula (65%) options are selected, add percentages together and then multiply total percentage by Step 2 subtotal. ($336 x 95% = $319.20)	$319.20
5. SC-2	Add Semi-Custom options with list price upcharges (For example, ES/CCL). If you have multiple options, add totals together. Do not round.	Add SC-2 upcharges. For example, if ESR3 ($130) and CCL ($250) are selected, add list prices together. ($130 + $250 = $380)	$380.00
6. Total	Total amounts from Steps 2-5. This is your total list price including specialty finish upcharges and Semi-Custom options. Do not round.	Add Steps 2-5 for Total List price. ($336.00 + $50.40 + $319.20 + $380 = 1,085.60)	$1,085.60

Finish up-charges only apply to the cabinet list price. Finish up-charges are not applied to any Semi-Custom options.

SC-1

Semi-Custom Options (Percentage)

APC – All Plywood Construction

BO – Box Only

FH – Full Height Doors
FI – Finished Interior
FIDDF – Finished Interior Decorative Door Frames
FIMD – Finished Interior Mullion Door
FO – Front Only

SC-1 (continued)

ID – Increased Depth

P – Peninsula
PCE – Plywood Cabinet Ends

RD – Reduced Depth

VTK – Void Toe Kick

SC-2

Semi-Custom Options (List Price)

2FDIN – Wood Hood Doors Installed
4BRCIN – 4 Bin Recycle Center Installed
4FIN – Feet Installed

BPPOIN – Base Pantry Pull Out Installed

CBDIN – Cutting Board Drawer Installed
CBKDIN – Cutting Board and Knife Drawer Installed
CDF – Classic Drawer Front
CTIN/CTDIN/CD/WTCT18IN – Cutlery Tray/Divider/Drawer Installed

DBBCIN – Drawer Bread Box Cover Installed
DBP4IN – Decorative Base Platform Installed
DIBIN – Drawer Ironing Board Installed
DDFIN – Decorative Door Frames Installed
DSKIN – Door Shelf Kit Installed
DSOIN – Diagonal Slide Out Installed
DTAIN – Drip Tray Almond Installed

ES/EFS – Extended Stile/Extended Fluted Stile

FCE – Flush Cabinet End
FDBS – Full Depth Base Shelf

HAHAIN – Hair Appliance Hide Away Installed
HGDF – Horizontal Grain Drawer Front
HPPOIN – Hanging Pot and Pan Organizer Installed

KDIN – Knife Divider Installed
KDWRIN – Knife Drawer Installed

MDIN – Mullion Doors Installed
MEPIN – Matching End Panels Installed
MFE – Matching Finished End
MTLDINSG/MTLDINRG – Metal Doors Installed Satin Glass/Reeded Glass
MVBKIN/PVBKIN – Vegetable Bin Kit Installed

OTDIN – Oven Tray Divider Installed

SC–2 (continued)

Semi-Custom Options (List Price)

PPLCIN – Pot, Pan and Lid Caddy Installed
PWD – Plywood Drawer Upgrade

RTK – Recessed Toe Kick

SBSKIN – Sink Base Storage Kit Installed
SBSKTIN – Sink Base Storage Kit with Trays Installed
SBSSIN – Sink Base Storage Shelf Installed
SCH – Smooth Close Hinge
SDF – Slab Drawer Front
SSDSCIN – Dovetail Full Extension Soft Close Sliding Shelves Installed
SSPIN – Split Spindle/Plinth/Installed
SSPSIN – Split Spindle/Plinth/Spool Installed
SSWIN/SDWIN – Super Wastebasket Kit Installed
ST32IN – 32" Round Wooden Spin Tray Installed
SWIN/DWIN – Wastebasket Kit Installed
SWTDIN – Sliding Wire Tray Divider Installed

TDIN – Tray Divider Installed
TKA – Toe Kick Added
TOTIN – Tilt Out Tray Installed
TTOIN – Touch to Open Installed

USBDIN – Under Sink Basket Deluxe Installed

Valance Options – S, AV, AF, FV, CV, SRV
VHKITIN – Vanity Hamper Kit Installed

WDSC – Wood Drawer with Full Extension Undermount Drawer Slides Featuring Soft Close
WDSRIN – Wood Drawer Spice Rack Installed
WDTDIN – Wood Tray Divider Installed
WSRIN – Wooden Spice Rack Installed
WTD9IN – Wire Tray Divider Installed
WTD12IN – Wire Tray Divider Installed

Note: Due to construction options and various packaging requirements, weights shown in this catalog may vary from actual weight.

STANDARD DOOR HINGE INFORMATION

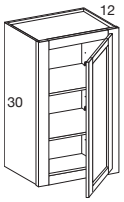

W1230 R
Right Hinge

All single door cabinets must be specified left or right hinge. These cabinets will have "L/R" immediately following their nomenclature throughout the catalog. Face cabinet when specifying left or right.

For example: W1230 L/R
When ordering, specify either W1230 L for left hinge or W1230 R for right hinge.

Direct Connect automatically defaults hinging to Left. You must remember to change it if you need the door hinged Right.

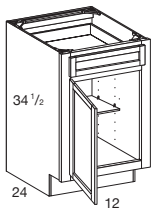

B12 L
Left Hinge

WELLBORN SYMBOLS

Launch Dates are notated by the following shading.

Available to order May 2, 2016

L/R All single door cabinets must be specified left (L) or right (R) hinge.

The "FR" symbol denotes items that are available in the Function Ready Program. In the Function Ready Program, many cabinets are available with accessory kits and decorative/mullion doors installed at the factory.

Design Idea The "Design Ideas" symbol references a design idea that can be found in the Wellborn Specification Catalog.

\+ The '+' symbol in APC price column refers to option availability and the upcharge for the option.

SUBSTITUTIONS

To allow our customers more design flexibility, substitutions are made for species and finishes and are noted in the specification catalog where applicable. Please note that these substitutions will complement your designs but will not be an exact match. Common substitutions in our catalogs are listed below:

Oak is substituted for Hickory.

For MDF and Thermofoil door styles, item is painted maple. For Laminate door styles in Natural Maple, Sienna, Spiceberry, Linen or White finishes, item is finished maple. For Laminate doors styles in Natural Cherry finish, item is finished Cherry.

ABBREVIATIONS

TOL	Traditional overlay door styles
FOL	Full overlay door styles

DETERMINING ORDERING CODES

To determine ordering codes, add the desired series code, door style code and species code to the preferred finish code.

For example: Prairie Classic Drawer Front Maple Caramel Java

Series		Door Style		Drawer Front		Species		Finish		Glaze Option		Header Code
SEL	+	PRA	+	CDF	+	MPL	+	CML	+	JAV	=	SEL PRA CDF MPL CML JAV (Select Series)

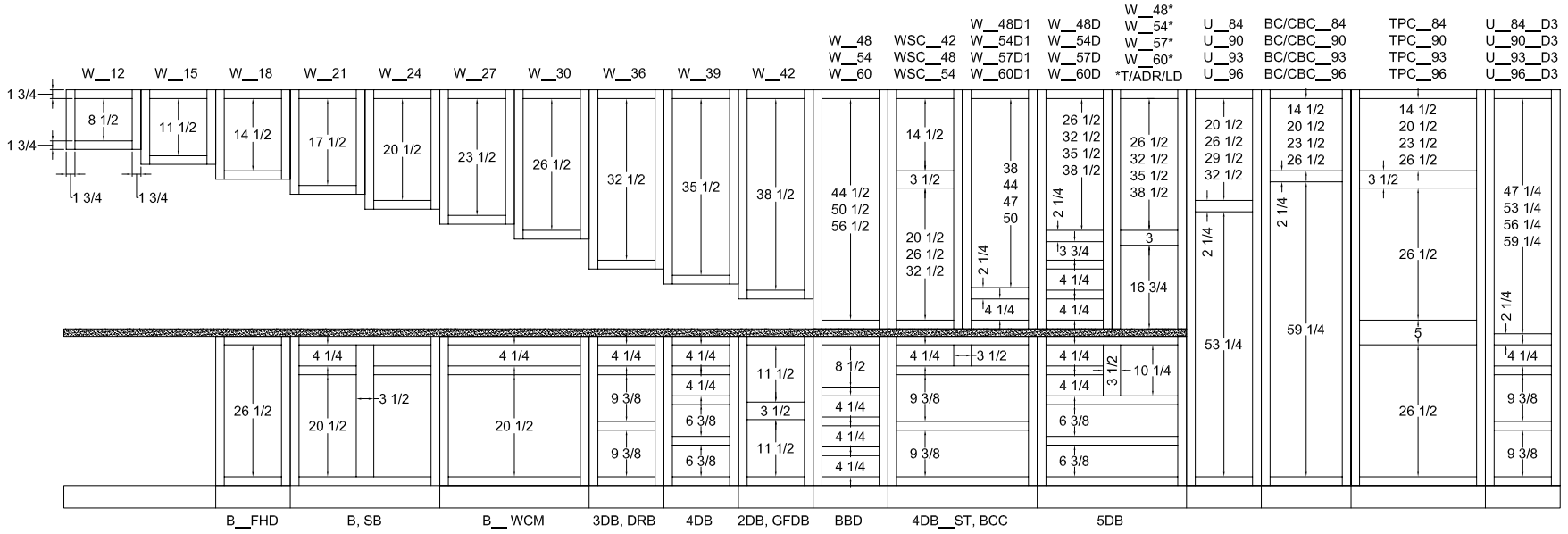

Standard Walls, Bases & Talls

All Stile & Rails are 1 3/4" unless otherwise noted

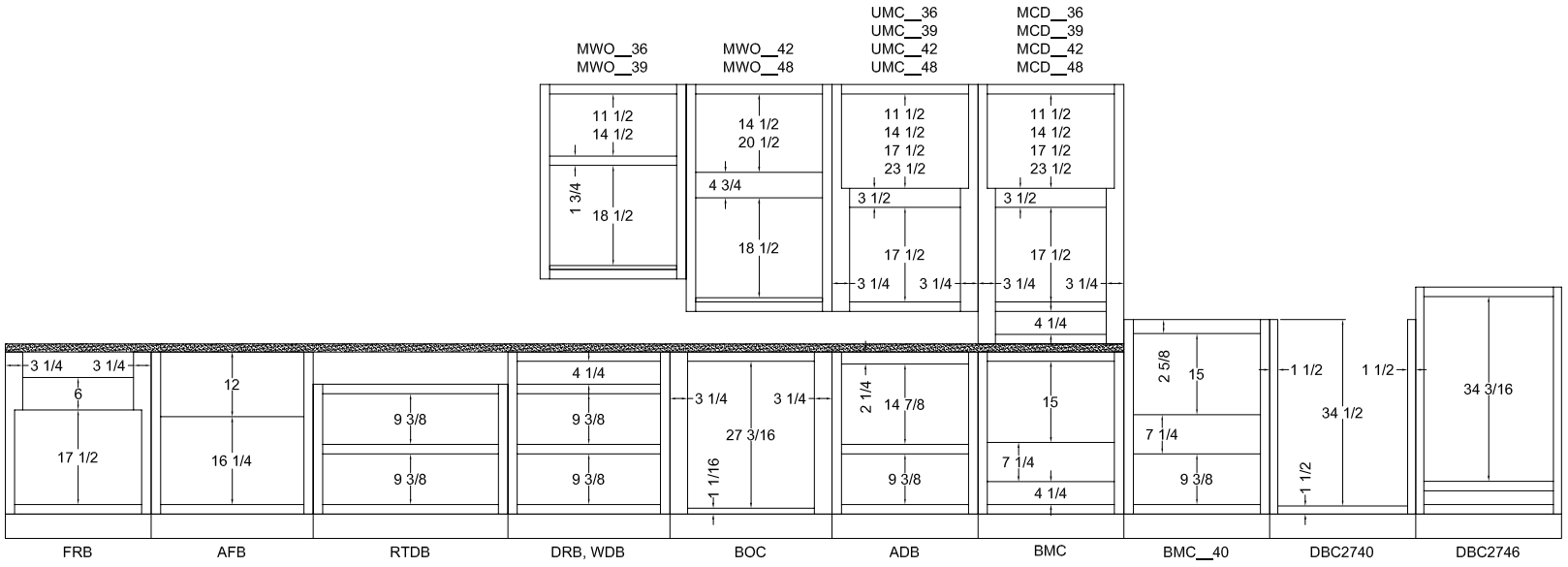

Appliance Wall & Bases

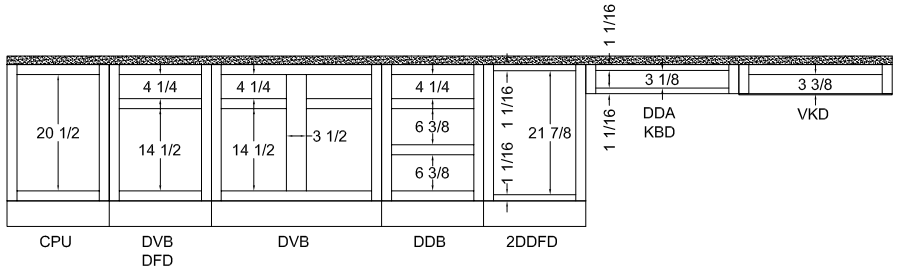

Office (Desk) Cabinets

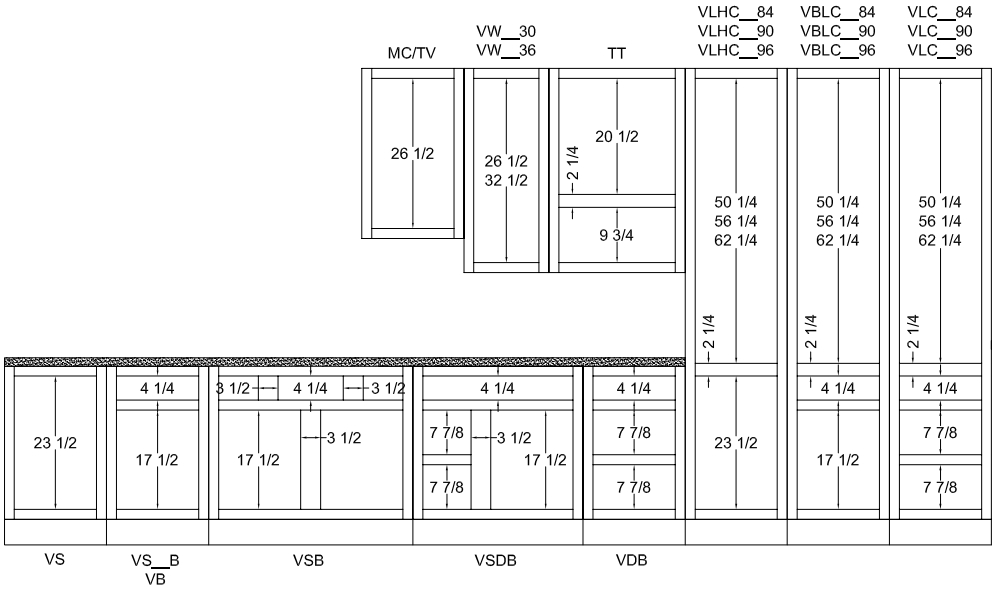

Standard Vanities

All Stile & Rails are 1 3/4" unless otherwise noted

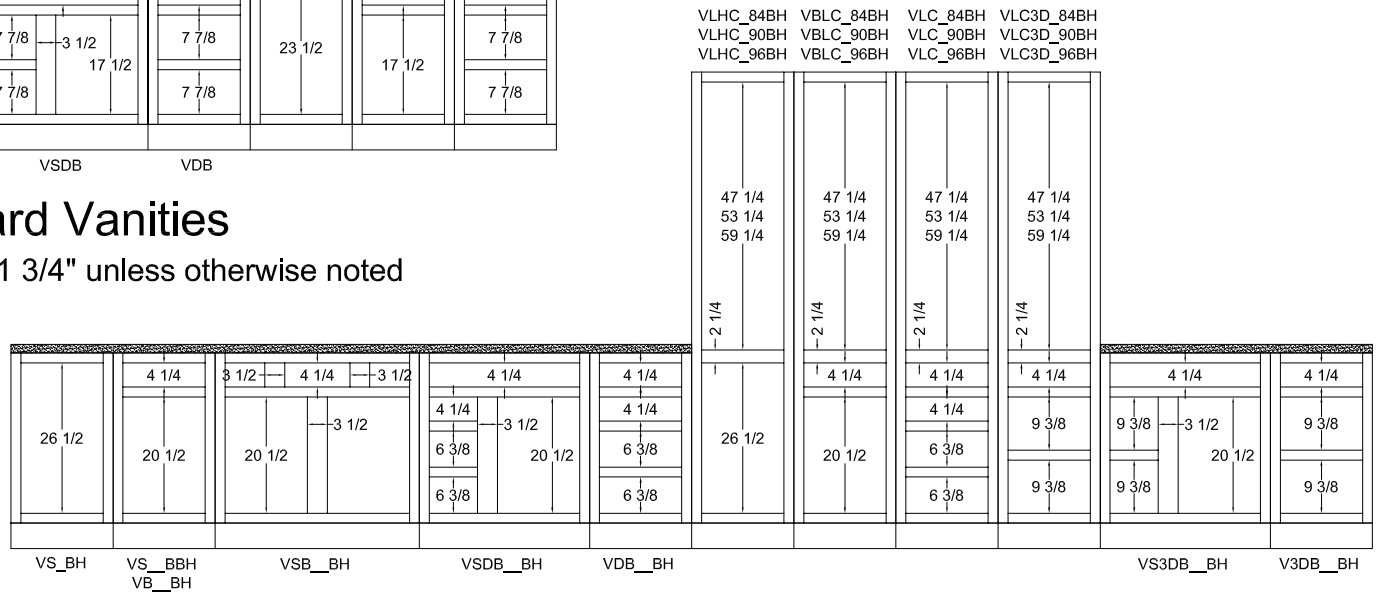

Just Right (Base Height) Vanities

WALL CABINETS

All single door wall cabinets must be specified left or right hinge.

42" & 39" HIGH WALL CABINETS

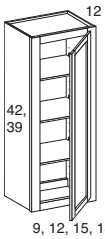

9, 12, 15, 18, 21, 24

W942 L/R	**W939 L/R**	**1 Door,**
W1242 L/R	**W1239 L/R**	**3 Adj. shelves**
W1542 L/R	**W1539 L/R**	
W1842 L/R	**W1839 L/R**	
W2142 L/R	**W2139 L/R**	
W2442SD L/R	**W2439SD L/R**	

- **Must specify L or R hinge**
- W942 and W939 are square in TOL arch door styles
- W942 and W939 are not available with FIMD option

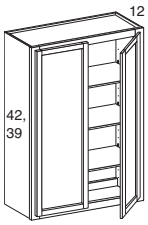

24, 27, 30, 33, 36

W2442	**W2439**	**2 Doors w/o center mullion,**
W2742	**W2739**	**3 Adj. shelves**
W3042WCM	**W3039WCM**	
W3342WCM	**W3339WCM**	
W3642WCM	**W3639WCM**	

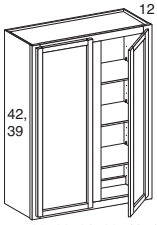

30, 33, 36, 39, 42, 45, 48

W3042	**W3039**	**2 Doors,**
W3342	**W3339**	**3 Adj. shelves**
W3642	**W3639**	
W3942	**W3939**	
W4242	**W4239**	
W4542D2	**W4539D2**	
W4842D2	**W4839D2**	

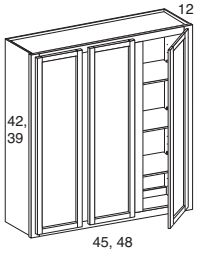

45, 48

W4542	**W4539**	**3 Doors,**
W4842	**W4839**	**3 Adj. shelves**

- Doors hinged Left, Right, Right

Door Widths:

	TOL	FOL
W4542 & W4539	12½"	14⅝"
W4842 & W4839 (center)	15½"	17⅝"
W4842 & W4839 (outside)	12½"	14⅝"

Semi-Custom	APC	BO	ES	FCE	FDBS	FH	FI	FIMD	FO	ID	MFE	P	PCE	PWD	RD	RTK	TKA	VTK	WCM	WDSC
SEL	●	●	●	●		▲	●	●	●	●	●	●	●		●		●			

36" HIGH WALL CABINETS

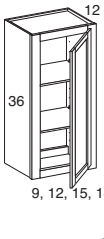

9, 12, 15, 18, 21, 24

W936 L/R		**1 Door,**
W1236 L/R		**2 Adj. shelves**
W1536 L/R		
W1836 L/R		
W2136 L/R		
W2436SD L/R		

- **Must specify L or R hinge**
- W936 is square in TOL arch door styles
- W936 not available with FIMD option

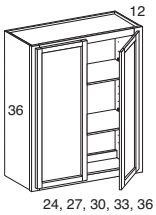

24, 27, 30, 33, 36

W2436		**2 Doors w/o center mullion,**
W2736		**2 Adj. shelves**
W3036WCM		
W3336WCM		
W3636WCM		

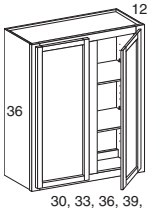

30, 33, 36, 39,
42, 45, 48

W3036		**2 Doors,**
W3336		**2 Adj. shelves**
W3636		
W3936		
W4236		
W4536D2		
W4836D2		

Semi-Custom	APC	BO	ES	FCE	FDBS	FH	FI	FIMD	FO	ID	MFE	P	PCE	PWD	RD	RTK	TKA	VTK	WCM	WDSC
SEL	●	●	●	●		▲	●	●	●	●	●	●	●		●		●			

36" HIGH WALL CABINETS (continued)

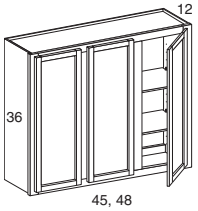

W4536
W4836

3 Doors,
2 Adj. shelves

• Doors hinged Left, Right, Right

Door Widths:

	TOL	FOL
W4536	12½"	14⅝"
W4836 (center)	15½"	17⅝"
W4836 (outside)	12½"	14⅝"

Semi-Custom	APC	BO	ES	FCE	FDBS	FH	FI	FIMD	FO	ID	MFE	P	PCE	PWD	RD	RTK	TKA	VTK	WCM	WDSC
SEL	●	●	●	●		▲	●	●	●	●	●	●	●		●		●			

30" HIGH WALL CABINETS

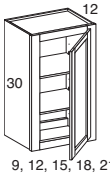

W930 L/R
W1230 L/R
W1530 L/R
W1830 L/R
W2130 L/R
W2430SD L/R

1 Door,
2 Adj. shelves

• **Must specify L or R hinge**
• W930 is square in TOL arch door styles
• W930 not available with FIMD option

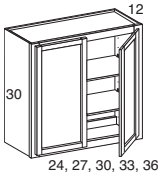

W2430
W2730
W3030WCM
W3330WCM
W3630WCM

2 Doors w/o center mullion,
2 Adj. shelves

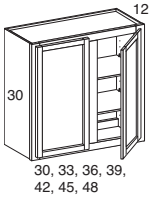

W3030
W3330
W3630
W3930
W4230
W4530D2
W4830D2

2 Doors,
2 Adj. shelves

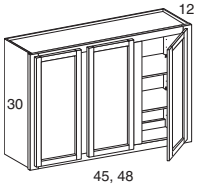

W4530
W4830

3 Doors,
2 Adj. shelves

• Doors hinged Left, Right, Right

Door Widths:

	TOL	FOL
W4530	12½"	14⅝"
W4830 (center)	15½"	17⅝"
W4830 (outside)	12½"	14⅝"

Semi-Custom	APC	BO	ES	FCE	FDBS	FH	FI	FIMD	FO	ID	MFE	P	PCE	PWD	RD	RTK	TKA	VTK	WCM	WDSC
SEL	●	●	●	●		▲	●	●	●	●	●	●	●		●		●			

27" HIGH WALL CABINETS

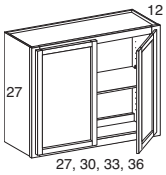

W2727
W3027WCM
W3327WCM
W3627WCM

2 Doors w/o center mullion,
1 Adj. shelf

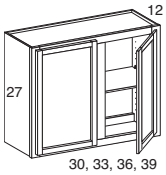

W3027
W3327
W3627
W3927

2 Doors,
1 Adj. shelf

Semi-Custom	APC	BO	ES	FCE	FDBS	FH	FI	FIMD	FO	ID	MFE	P	PCE	PWD	RD	RTK	TKA	VTK	WCM	WDSC
SEL	●	●	●	●		▲	●	●	●	●	●	●	●		●		●			

24" HIGH WALL CABINETS



W1524 L/R
W1824 L/R
W2124 L/R
W2424SD L/R

1 Door,
1 Adj. shelf

• **Must specify L or R hinge**

Semi-Custom	APC	BO	ES	FCE	FDBS	FH	FI	FIMD	FO	ID	MFE	P	PCE	PWD	RD	RTK	TKA	VTK	WCM	WDSC
SEL	●	●	●	●		▲	●	●	●	●	●	●	●		●		●			

24″ HIGH WALL CABINETS (continued)

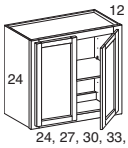

24, 27, 30, 33, 36

W2424
W2724
W3024WCM
W3324WCM
W3624WCM

2 Doors w/o center mullion,
1 Adj. shelf

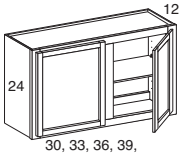

30, 33, 36, 39,
42, 45, 48

W3024
W3324
W3624
W3924
W4224
W4524D2
W4824D2

2 Doors,
1 Adj. shelf

Semi-Custom	APC	BO	ES	FCE	FDBS	FH	FI	FIMD	FO	ID	MFE	P	PCE	PWD	RD	RTK	TKA	VTK	WCM	WDSC
SEL	•	•	•	•		▲	•	•	•	•	•	•	•		•		•			

21″ HIGH WALL CABINETS

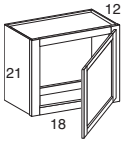

W1821 L/R

1 Door

• Must specify L or R hinge

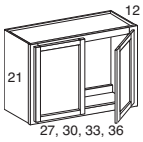

27, 30, 33, 36

W2721
W3021WCM
W3321WCM
W3621WCM

2 Doors w/o center mullion

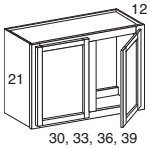

30, 33, 36, 39

W3021
W3321
W3621
W3921

2 Doors

Semi-Custom	APC	BO	ES	FCE	FDBS	FH	FI	FIMD	FO	ID	MFE	P	PCE	PWD	RD	RTK	TKA	VTK	WCM	WDSC
SEL	•	•	•	•		▲	•	•	•	•	•	•	•		•		•			

18″ HIGH WALL CABINETS

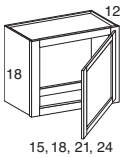

15, 18, 21, 24

W1518 L/R
W1818 L/R
W2118 L/R
W2418SD L/R

1 Door

• Must specify L or R hinge

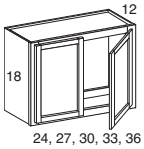

24, 27, 30, 33, 36

W2418
W2718
W3018WCM
W3318WCM
W3618WCM

2 Doors w/o center mullion

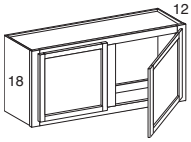

30, 33, 36, 39, 42, 48

W3018
W3318
W3618
W3918
W4218
W4818D2

2 Doors

Semi-Custom	APC	BO	ES	FCE	FDBS	FH	FI	FIMD	FO	ID	MFE	P	PCE	PWD	RD	RTK	TKA	VTK	WCM	WDSC
SEL	•	•	•	•		▲	•	•	•	•	•	•	•		•		•			

15″ HIGH WALL CABINETS

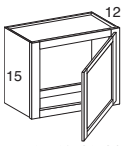

15, 18, 21, 24

W1515 L/R
W1815 L/R
W2115 L/R
W2415SD L/R

1 Door

• Must specify L or R hinge

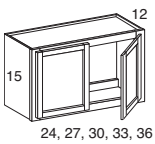

24, 27, 30, 33, 36

W2415
W2715
W3015WCM
W3315WCM
W3615WCM

2 Doors w/o center mullion

Semi-Custom	APC	BO	ES	FCE	FDBS	FH	FI	FIMD	FO	ID	MFE	P	PCE	PWD	RD	RTK	TKA	VTK	WCM	WDSC
SEL	•	•	•	•		▲	•	•	•	•	•	•	•		•		•			

15″ HIGH WALL CABINETS (continued)

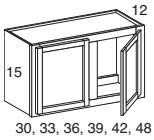

W3015
W3315
W3615
W3915
W4215
W4815D2

2 Doors

Semi-Custom	APC	BO	ES	FCE	FDBS	FH	FI	FIMD	FO	ID	MFE	P	PCE	PWD	RD	RTK	TKA	VTK	WCM	WDSC
SEL	●	●	●	●		▲	●	●	●	●	●	●	●		●		●			

12″ HIGH WALL CABINETS

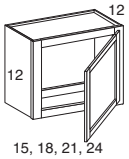

W1512 L/R
W1812 L/R
W2112 L/R
W2412SD L/R

1 Door

- **Must specify L or R hinge**

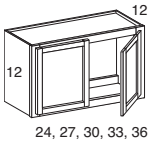

W2412
W2712
W3012WCM
W3312WCM
W3612WCM

2 Doors w/o center mullion



W3012
W3312
W3612
W3912
W4212
W4812D2

2 Doors

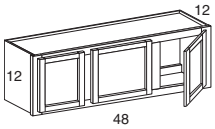

W4812

3 Doors

- Doors hinged Left, Right, Right

Door Widths:

	TOL	FOL
W4812 (center)	15½″	17⅝″
W4812 (outside)	12½″	14⅝″

Semi-Custom	APC	BO	ES	FCE	FDBS	FH	FI	FIMD	FO	ID	MFE	P	PCE	PWD	RD	RTK	TKA	VTK	WCM	WDSC
SEL	●	●	●	●		▲	●		●	●	●	●	●		●		●			

54″ & 48″ HIGH WALL STACK CABINETS

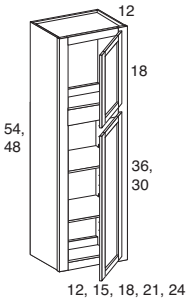

WSC1254 L/R
WSC1554 L/R
WSC1854 L/R
WSC2154 L/R
WSC2454SD L/R
WSC1248 L/R
WSC1548 L/R
WSC1848 L/R
WSC2148 L/R
WSC2448SD L/R

2 Doors,
2 Adj. shelves in lower section

- **Must specify L or R hinge**
- Upper section is 18″ high and lower section is 36″ high for overall 54″ height and 30″ high for overall 48″ height
- Bottom door is always square
- FOL reveal is ⅛″ between top and bottom doors
- TOL reveal is 2½″ between top and bottom doors

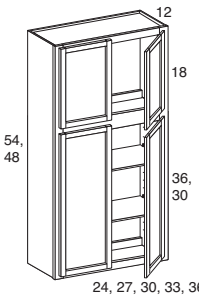

WSC2454
WSC2754
WSC3054WCM
WSC3354WCM
WSC3654WCM
WSC2448
WSC2748
WSC3048WCM
WSC3348WCM
WSC3648WCM

4 Doors w/o center mullion,
2 Adj. shelves in lower section

- Upper section is 18″ high and lower section is 36″ high for overall 54″ height and 30″ high for overall 48″ height
- Bottom door is always square
- FOL reveal is ⅛″ between top and bottom doors
- TOL reveal is 2½″ between top and bottom doors

Semi-Custom	APC	BO	ES	FCE	FDBS	FH	FI	FIMD	FO	ID	MFE	P	PCE	PWD	RD	RTK	TKA	VTK	WCM	WDSC
SEL	●	●	●	●			●	●	●	●	●	●	●		●		●			

54″ & 48″ HIGH WALL STACK CABINETS (continued)

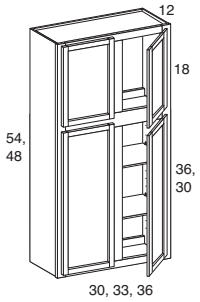

WSC3054
WSC3354
WSC3654
WSC3048
WSC3348
WSC3648

4 Doors,
2 Adj. shelves in lower section

- Upper section is 18″ high and lower section is 36″ high for overall 54″ height and 30″ high for overall 48″ height
- Bottom door is always square
- FOL reveal is ⅞″ between top and bottom doors
- TOL reveal is 2½″ between top and bottom doors

Semi-Custom	APC	BO	ES	FCE	FDBS	FH	FI	FIMD	FO	ID	MFE	P	PCE	PWD	RD	RTK	TKA	VTK	WCM	WDSC
SEL	●	●	●	●			●	●	●	●	●	●	●		●		●			

42″ HIGH WALL STACK CABINETS

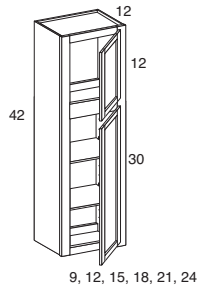

WSC1242 L/R
WSC1542 L/R
WSC1842 L/R
WSC2142 L/R
WSC2442SD L/R

2 Doors,
2 Adj. shelves in lower section

- **Must specify L or R hinge**
- Upper section is 12″ high and lower section is 30″ high for overall 42″ height
- Bottom door is always square
- Top door is not available with mullion doors
- FOL reveal is ⅞″ between top and bottom doors
- TOL reveal is 2½″ between top and bottom doors

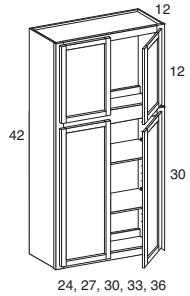

WSC2442
WSC2742
WSC3042WCM
WSC3342WCM
WSC3642WCM

4 Doors w/o center mullion,
2 Adj. shelves in lower section

- Upper section is 12″ high and lower section is 30″ high for overall 42″ height
- Bottom door is always square
- Top door is not available with mullion doors
- FOL reveal is ⅞″ between top and bottom doors
- TOL reveal is 2½″ between top and bottom doors

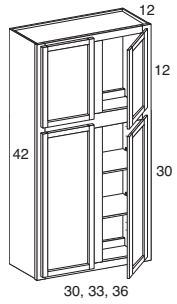

WSC3042
WSC3342
WSC3642

4 Doors,
2 Adj. shelves in lower section

- Upper section is 12″ high and lower section is 30″ high for overall 42″ height
- Bottom door is always square
- Top door is not available with mullion doors
- FOL reveal is ⅞″ between top and bottom doors
- TOL reveal is 2½″ between top and bottom doors

Semi-Custom	APC	BO	ES	FCE	FDBS	FH	FI	FIMD	FO	ID	MFE	P	PCE	PWD	RD	RTK	TKA	VTK	WCM	WDSC
SEL	●	●	●	●			●	●	●	●	●	●	●		●		●			

15″ DEEP WALL CABINETS

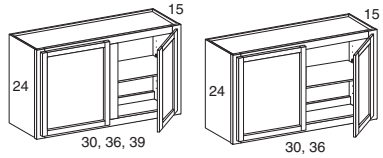

Available with WCM Option

24″ High Wall Cabinet

W302415
W362415
W392415

2 Doors,
1 Adj. shelf

Semi-Custom	APC	BO	ES	FCE	FDBS	FH	FI	FIMD	FO	ID	MFE	P	PCE	PWD	RD	RTK	TKA	VTK	WCM	WDSC
SEL	●	●	●	●		▲	●	●	●	●	●	●	●		●		●		●	

15″ DEEP WALL CABINETS (continued)

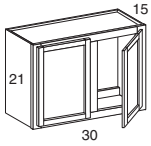

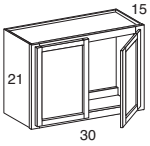

Available with WCM Option

21″ High Wall Cabinet

W302115 **2 Doors**

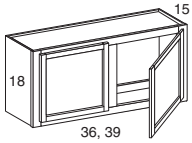

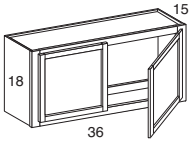

Available with WCM Option

18″ High Wall Cabinet

W361815 **2 Doors**
W391815

Semi-Custom	APC	BO	ES	FCE	FDBS	FH	FI	FIMD	FO	ID	MFE	P	PCE	PWD	RD	RTK	TKA	VTK	WCM	WDSC
SEL	●	●	●	●		▲	●	●	●	●	●	●	●		●		●		●	

24″ DEEP REFRIGERATOR WALL CABINETS

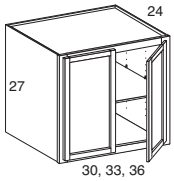

27″ High Refrigerator Wall Cabinet

RW302724WCM **2 Doors w/o center mullion,**
RW332724WCM **1 Adj. shelf**
RW362724WCM

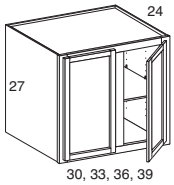

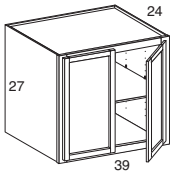

Available with WCM Option

RW302724 **2 Doors,**
RW332724 **1 Adj. shelf**
RW362724
RW392724

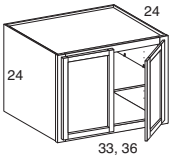

24″ High Refrigerator Wall Cabinet

RW332424WCM **2 Doors w/o center mullion,**
RW362424WCM **1 Adj. shelf**

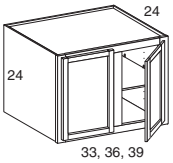

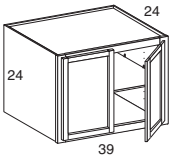

Available with WCM Option

RW332424 **2 Doors,**
RW362424 **1 Adj. shelf**
RW392424

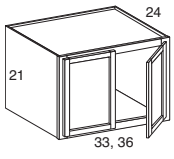

21″ High Refrigerator Wall Cabinet

RW332124WCM **2 Doors w/o center mullion**
RW362124WCM

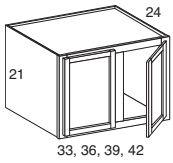

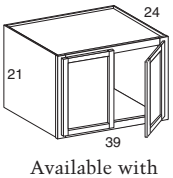

Available with WCM Option

RW332124 **2 Doors**
RW362124
RW392124
RW422124

Semi-Custom	APC	BO	ES	FCE	FDBS	FH	FI	FIMD	FO	ID	MFE	P	PCE	PWD	RD	RTK	TKA	VTK	WCM	WDSC
SEL	●	●	●	●		▲	●	●	●		●	●	●		●		●		●	

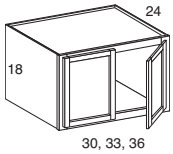

18″ High Refrigerator Wall Cabinet

RW301824WCM **2 Doors w/o center mullion**
RW331824WCM
RW361824WCM

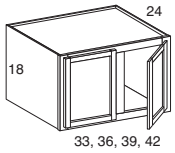

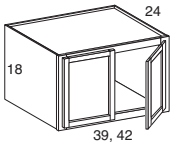

Available with WCM Option

RW331824 **2 Doors**
RW361824
RW391824
RW421824

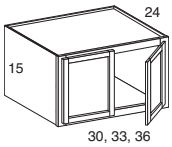

15″ High Refrigerator Wall Cabinet

RW301524WCM **2 Doors w/o center mullion**
RW331524WCM
RW361524WCM

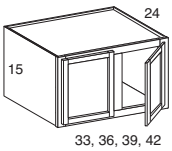

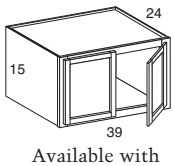

Available with WCM Option

RW331524 **2 Doors**
RW361524
RW391524
RW421524

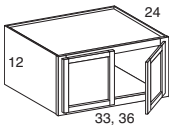

12″ High Refrigerator Wall Cabinet

RW331224WCM **2 Doors w/o center mullion**
RW361224WCM

• FIMD option not available

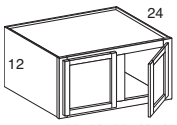

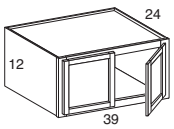

Available with WCM Option

RW331224 **2 Doors**
RW361224
RW391224
RW421224
RW481224D2

• FIMD option not available

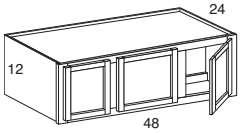

RW481224 **3 Doors**

• FIMD option not available
• Doors hinged Left, Right, Right

Door Widths:

	TOL	FOL
RW481224 (center)	15½″	17⅝″
RW481224 (outside)	12½″	14⅝″

Semi-Custom	APC	BO	ES	FCE	FDBS	FH	FI	FIMD	FO	ID	MFE	P	PCE	PWD	RD	RTK	TKA	VTK	WCM	WDSC
SEL	•	•	•	•		▲	•	•	•		•	•	•		•		•		•	

WALL BLIND CORNER CABINETS

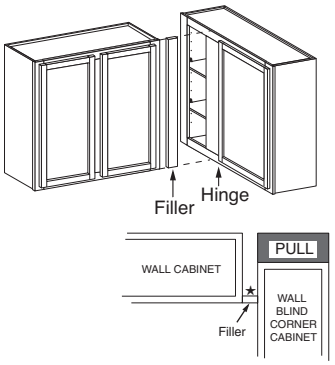

WALL BLIND CORNER CABINET ORDERING/INSTALLATION INSTRUCTIONS
Must order Left or Right blind for all blind corner cabinets. Blind corner cabinets with swing out kits should not be installed next to appliance cabinets due to clearance needed for kits. For all single door cabinets, hinge is on blind side of cabinet. Left wall blind corner cabinets shown.

NOTE: All **Traditional Overlay** door styles must pull at least 1″ and use a 1″ filler when using Wellborn stock hardware to allow for a 90° clearance. A filler or pull is not required when hardware is not used for these styles. All **Full Overlay** door styles must pull at least 2″ and use a 2″ filler when using Wellborn stock hardware to allow for a 90° clearance. A pull of 1″ and use of a 1″ filler is required when hardware is not used. All Wall Blind Corner Cabinets will pull up to 4¾″. Opening is 5½″ wide on all Wall Blind Corner Cabinets. Center stile is 6½″ wide.

★ Open blind area will be filled with ⅛″ back panel material.

42″ & 39" HIGH WALL BLIND CORNER CABINETS

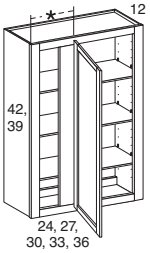

Left Blind Shown

WBC2442L	**WBC2439L**	**1 Door, 3 Adj. shelves**	**• Must order L or R blind**
WBC2442R	**WBC2439R**		
WBC2742L	**WBC2739L**		
WBC2742R	**WBC2739R**		
WBC3042L	**WBC3039L**		
WBC3042R	**WBC3039R**		
WBC3342L	**WBC3339L**		
WBC3342R	**WBC3339R**		
WBC3642SDL	**WBC3639SDL**		
WBC3642SDR	**WBC3639SDR**		

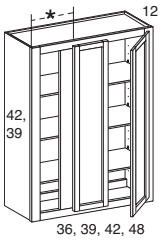

Left Blind Shown

WBC3642L	**WBC3639L**	**2 Doors w/o center mullion, 3 Adj. shelves**	**• Must order L or R blind**
WBC3642R	**WBC3639R**		
WBC3942L	**WBC3939L**		
WBC3942R	**WBC3939R**		
WBC4242LWCM	**WBC4239LWCM**		
WBC4242RWCM	**WBC4239RWCM**		
WBC4842LWCM	**WBC4839LWCM**		
WBC4842RWCM	**WBC4839RWCM**		

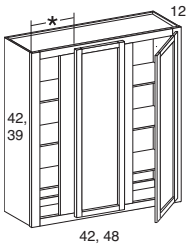

Left Blind Shown

WBC4242L	**WBC4239L**	**2 Doors 3 Adj. shelves**	**• Must order L or R blind**
WBC4242R	**WBC4239R**		
WBC4842L	**WBC4839L**		
WBC4842R	**WBC4839R**		

Distance from frame edge to edge of closed door
* TOL = 13¼″
* FOL = 12³⁄₁₆″

Semi-Custom	APC	BO	ES	FCE	FDBS	FH	FI	FIMD	FO	ID	MFE	P	PCE	PWD	RD	RTK	TKA	VTK	WCM	WDSC
SEL	•	•	•	•		▲	•	•	•	•	•	•	•		•		•			

36″ HIGH WALL BLIND CORNER CABINETS

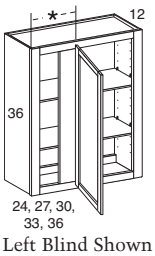

Left Blind Shown

WBC2436L		**1 Door, 2 Adj. shelves**	**• Must order L or R blind**
WBC2436R			
WBC2736L			
WBC2736R			
WBC3036L			
WBC3036R			
WBC3336L			
WBC3336R			
WBC3636SDL			
WBC3636SDR			

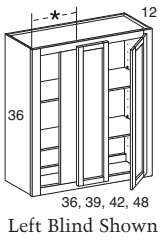

Left Blind Shown

WBC3636L		**2 Doors w/o center mullion, 3 Adj. shelves**	**• Must order L or R blind**
WBC3636R			
WBC3936L			
WBC3936R			
WBC4236LWCM			
WBC4236RWCM			
WBC4836LWCM			
WBC4836RWCM			

Semi-Custom	APC	BO	ES	FCE	FDBS	FH	FI	FIMD	FO	ID	MFE	P	PCE	PWD	RD	RTK	TKA	VTK	WCM	WDSC
SEL	•	•	•	•		▲	•	•	•	•	•	•	•		•		•			

36″ HIGH WALL BLIND CORNER CABINETS (continued)

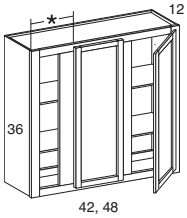

Left Blind Shown

WBC4236L
WBC4236R
WBC4836L
WBC4836R

2 Doors,
2 Adj. shelves

• Must order L or R blind

Distance from frame edge to edge of closed door
* TOL = 13¼″
* FOL = 12³⁄₁₆″

Semi-Custom	APC	BO	ES	FCE	FDBS	FH	FI	FIMD	FO	ID	MFE	P	PCE	PWD	RD	RTK	TKA	VTK	WCM	WDSC
SEL	•	•	•	•		▲	•	•	•	•	•	•	•		•		•			

30″ HIGH WALL BLIND CORNER CABINETS

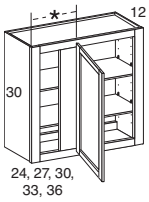

Left Blind Shown

WBC2430L
WBC2430R
WBC2730L
WBC2730R
WBC3030L
WBC3030R
WBC3330L
WBC3330R
WBC3630SDL
WBC3630SDR

1 Door,
2 Adj. shelves

• Must order L or R blind

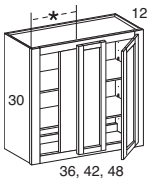

Left Blind Shown

WBC3630L
WBC3630R
WBC4230LWCM
WBC4230RWCM
WBC4830LWCM
WBC4830RWCM

2 Doors w/o center mullion,
2 Adj. shelves

• Must order L or R blind

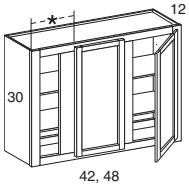

Left Blind Shown

WBC4230L
WBC4230R
WBC4830L
WBC4830R

2 Doors,
2 Adj. shelves

• Must order L or R blind

Distance from frame edge to edge of closed door
* TOL = 13¼″
* FOL = 12³⁄₁₆″

Semi-Custom	APC	BO	ES	FCE	FDBS	FH	FI	FIMD	FO	ID	MFE	P	PCE	PWD	RD	RTK	TKA	VTK	WCM	WDSC
SEL	•	•	•	•		▲	•	•	•	•	•	•	•		•		•			

24″ HIGH WALL BLIND CORNER CABINETS

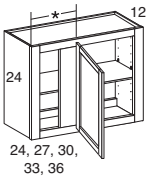

Left Blind Shown

WBC2424L
WBC2424R
WBC2724L
WBC2724R
WBC3024L
WBC3024R
WBC3324L
WBC3324R
WBC3624SDL
WBC3624SDR

1 Door,
1 Adj. shelf

• Must order L or R blind

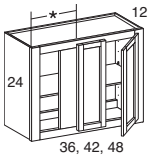

Left Blind Shown

WBC3624L
WBC3624R
WBC4224LWCM
WBC4224RWCM
WBC4824LWCM
WBC4824RWCM

2 Doors w/o center mulliion,
1 Adj. shelf

• Must order L or R blind

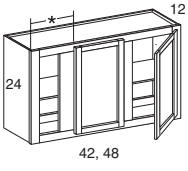

Left Blind Shown

WBC4224L
WBC4224R
WBC4824L
WBC4824R

2 Doors,
1 Adj. shelf

• Must order L or R blind

Distance from frame edge to edge of closed door
* TOL = 13¼″
* FOL = 12³⁄₁₆″

Semi-Custom	APC	BO	ES	FCE	FDBS	FH	FI	FIMD	FO	ID	MFE	P	PCE	PWD	RD	RTK	TKA	VTK	WCM	WDSC
SEL	•	•	•	•		▲	•	•	•	•	•	•	•		•		•			

18″ HIGH WALL BLIND CORNER CABINETS

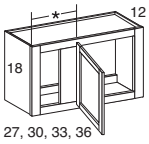

Left Blind Shown

WBC2718L **1 Door**
WBC2718R
WBC3018L
WBC3018R
WBC3318L
WBC3318R
WBC3618SDL
WBC3618SDR

- **Must order L or R blind**

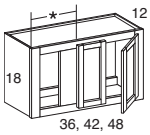

Left Blind Shown

WBC3618L **2 Doors w/o center mullion**
WBC3618R
WBC4218LWCM
WBC4218RWCM
WBC4818LWCM
WBC4818RWCM

- **Must order L or R blind**

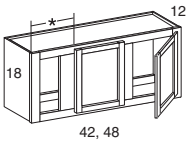

Left Blind Shown

WBC4218L **2 Doors**
WBC4218R
WBC4818L
WBC4818R

- **Must order L or R blind**

Distance from frame edge to edge of closed door
* TOL = 13¼″
* FOL = 12 3/16″

Semi-Custom	APC	BO	ES	FCE	FDBS	FH	FI	FIMD	FO	ID	MFE	P	PCE	PWD	RD	RTK	TKA	VTK	WCM	WDSC
SEL	●	●	●	●		▲	●	●	●	●	●	●	●		●		●			

EASY REACH CORNER CABINETS

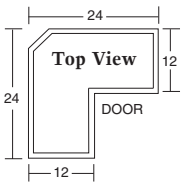

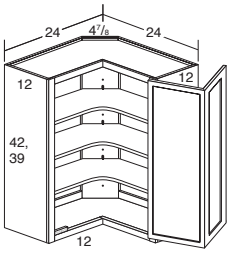

42″ & 39" High Easy Reach Corner Cabinet

ERC2442 L/R **Double doors,**
ERC2439 L/R **3 Adj. shelves**

- **Must specify L or R hinge**
- Use a filler if installed next to a microwave cabinet
- For FI option, FOL face frames will not be notched for doors and the back will not be clipped

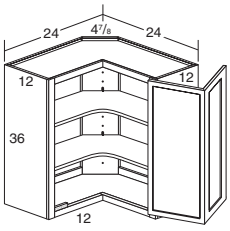

36″ High Easy Reach Corner Cabinet

ERC2436 L/R **Double doors,**
2 Adj. shelves

- **Must specify L or R hinge**
- Use a filler if installed next to a microwave cabinet
- For FI option, FOL face frames will not be notched for doors and the back will not be clipped

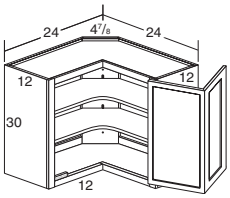

30″ High Easy Reach Corner Cabinet

ERC2430 L/R **Double doors,**
2 Adj. shelves

- **Must specify L or R hinge**
- Use a filler if installed next to a microwave cabinet
- For FI option, FOL face frames will not be notched for doors and the back will not be clipped

Semi-Custom	APC	BO	ES	FCE	FDBS	FH	FI	FIMD	FO	ID	MFE	P	PCE	PWD	RD	RTK	TKA	VTK	WCM	WDSC
SEL	●	●	●	●		▲	●		●		●		●							

DIAGONAL CORNER CABINETS

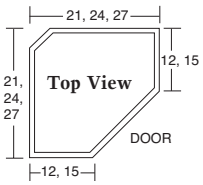

When ordering FCE for Diagonal Corner Cabinets with Peninsula option, choose both left and right so cabinet remains reversible. For FI option, Diagonal Corner Cabinets will not have the clipped back.

When using 27″ Diagonal Corner Cabinets with 15″ Deep Wall Cabinets in full overlay door styles, fillers may be required for door clearance.

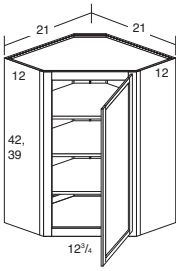

42″ & 39" High Diagonal Corner Cabinet

DC2142 L/R
DC2139 L/R

1 Door,
3 Adj. shelves

- **Must specify L or R hinge**

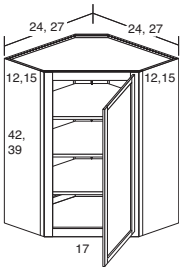

DC2442 L/R
DC2742 L/R
DC2439 L/R
DC2739 L/R

1 Door,
3 Adj. shelves

- **Must specify L or R hinge**
- Decorative Glass Doors available under Wall Accessories

Semi-Custom	APC	BO	ES	FCE	FDBS	FH	FI	FIMD	FO	ID	MFE	P	PCE	PWD	RD	RTK	TKA	VTK	WCM	WDSC
SEL	•	•		•		▲	•	•	•		•	•	•							

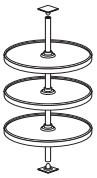

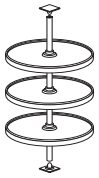

Rotating Shelf Kit

For DC2142
16″ Diameter
RSK16W42

For DC2139
16″ Diameter
RSK16W39

For DC2442 and DC2742
18″ Diameter
RSK18W42

For DC2439 and DC2739
18″ Diameter
RSK18W39

- White plastic shelves have height adjustability

18″ Round Wooden Spin Tray

For DC2442 and DC2742
3 - ST18V (shelves)
1 - ST18HW42 (hardware pack)

For DC2439 and DC2739
3 - ST18V (shelves)
1 - ST18HW39 (hardware pack)

- One shelf included (3 shown)
- Solid wood veneer Rotary Shelf Kit
- Shelves have height adjustability
- ⅛″ x 1½″ Plywood banding
- ½″ Plywood bottom

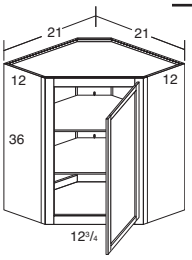

36″ High Diagonal Corner Cabinet

DC2136 L/R

1 Door,
2 Adj. shelves

- **Must specify L or R hinge**

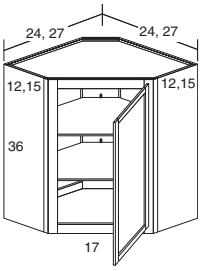

DC2436 L/R
DC2736 L/R

1 Door,
2 Adj. shelves

- **Must specify L or R hinge**
- Decorative Glass Doors available under Wall Accessories

Semi-Custom	APC	BO	ES	FCE	FDBS	FH	FI	FIMD	FO	ID	MFE	P	PCE	PWD	RD	RTK	TKA	VTK	WCM	WDSC
SEL	•	•		•		▲	•	•	•		•	•	•							

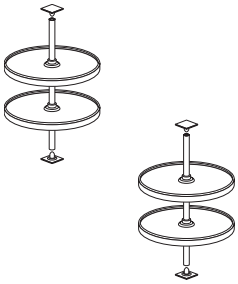

Rotating Shelf Kit

For DC2136
16″ Diameter
RSK16W36

For DC2436 and DC2736
18″ Diameter
RSK18W36

- White plastic shelves have height adjustability

18″ Round Wooden Spin Tray

For DC2436 and DC2736
2 - ST18V (shelves)
1 - ST18HW36 (hardware pack)

- One shelf included (2 shown)
- Solid wood veneer Rotary Shelf Kit
- Shelves have height adjustability
- ⅛″ x 1½″ Plywood banding
- ½″ Plywood bottom

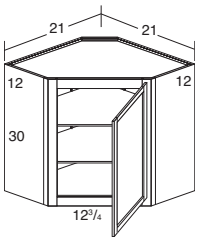

30″ High Diagonal Corner Cabinet

DC2130 L/R — **1 Door, 2 Adj. shelves**

- **Must specify L or R hinge**

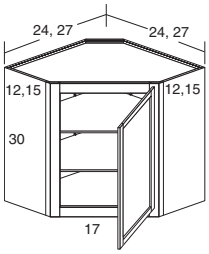

DC2430 L/R — **1 Door, 2 Adj. shelves**
DC2730 L/R

- **Must specify L or R hinge**
- Decorative Glass Doors available under Wall Accessories

Semi-Custom	APC	BO	ES	FCE	FDBS	FH	FI	FIMD	FO	ID	MFE	P	PCE	PWD	RD	RTK	TKA	VTK	WCM	WDSC
SEL	●	●		●		▲	●	●	●		●	●	●							

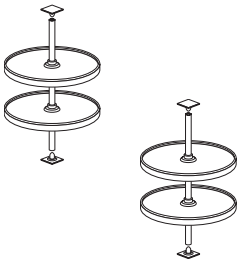

Rotating Shelf Kit

For DC2130
16″ Diameter
RSK16W30

For DC2430 and DC2730
18″ Diameter
RSK18W30

- White plastic shelves have height adjustability

18″ Round Wooden Spin Tray

For DC2430 and DC2730
2 - ST18V (shelves)
1 - ST18HW30 (hardware pack)

- One shelf included (2 shown)
- Solid wood veneer Rotary Shelf Kit
- Shelves have height adjustability
- ⅛″ x 1½″ Plywood banding
- ½″ Plywood bottom

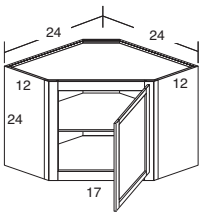

24″ High Diagonal Corner Cabinet

DC2424 L/R — **1 Door, 1 Adj. shelf**

- **Must specify L or R hinge**

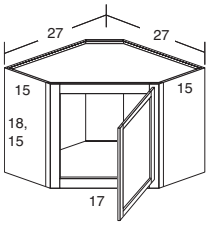

18" & 15" High Diagonal Corner Cabinet

DC2718 L/R
DC2715 L/R

1 Door

- **Must specify L or R hinge**

Semi-Custom	APC	BO	ES	FCE	FDBS	FH	FI	FIMD	FO	ID	MFE	P	PCE	PWD	RD	RTK	TKA	VTK	WCM	WDSC
SEL	●	●		●		▲	●	●	●		●	●	●							

DIAGONAL CORNER CABINETS WITH SHELF KIT INSTALLED

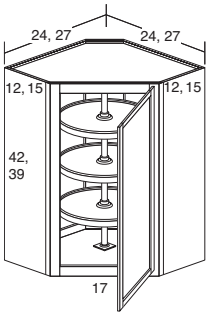

42″ & 39″ High Diagonal Corner Cabinet with Rotating Shelf Kit

DC2442RS L/R
DC2439RS L/R
DC2742RS L/R
DC2739RS L/R

1 Door,
3 - 18″ Diameter plastic rotating shelves and pole

- **Must specify L or R hinge**
- Rotating Shelf Kit comes installed in cabinet

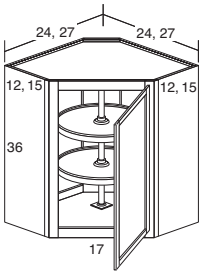

36″ High Diagonal Corner Cabinet with Rotating Shelf Kit

DC2436RS L/R
DC2736RS L/R

1 Door,
2 - 18″ Diameter plastic rotating shelves and pole

- **Must specify L or R hinge**
- Rotating Shelf Kit comes installed in cabinet

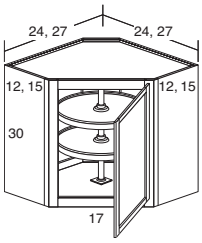

30″ High Diagonal Corner Cabinets with Rotating Shelf Kit

DC2430RS L/R
DC2730RS L/R

1 Door,
2 - 18″ Diameter plastic rotating shelves and pole

- **Must specify L or R hinge**
- Rotating Shelf Kit comes installed in cabinet

Semi-Custom	APC	BO	ES	FCE	FDBS	FH	FI	FIMD	FO	ID	MFE	P	PCE	PWD	RD	RTK	TKA	VTK	WCM	WDSC
SEL	•			•		▲	•	•	•		•	•	•							

DIAGONAL CORNER CABINETS WITH WOODEN SPIN TRAYS INSTALLED

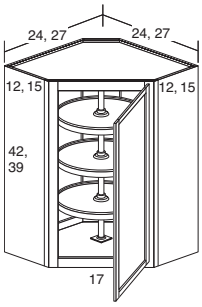

42″ & 39″ High Diagonal Corner Cabinet with Wooden Spin Trays

DC2442ST L/R
DC2439ST L/R
DC2742ST L/R
DC2739ST L/R

1 Door,
3 - 18″ Diameter round wooden spin trays and pole

- **Must specify L or R hinge**
- Wooden Spin Tray kit comes installed in cabinet

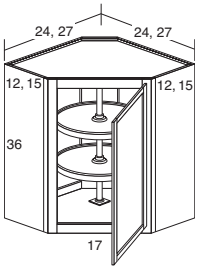

36″ High Diagonal Corner Cabinet with Wooden Spin Trays

DC2436ST L/R
DC2736ST L/R

1 Door,
2 - 18″ Diameter round wooden spin trays and pole

- **Must specify L or R hinge**
- Wooden Spin Tray kit comes installed in cabinet

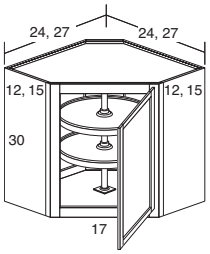

30″ High Diagonal Corner Cabinet with Wooden Spin Trays

DC2430ST L/R
DC2730ST L/R

1 Door,
2 - 18″ Diameter round wooden spin trays and pole

- **Must specify L or R hinge**
- Wooden Spin Tray kit comes installed in cabinet

Semi-Custom	APC	BO	ES	FCE	FDBS	FH	FI	FIMD	FO	ID	MFE	P	PCE	PWD	RD	RTK	TKA	VTK	WCM	WDSC
SEL	•			•		▲	•	•	•		•	•	•							

DIAGONAL DOOR STORAGE UNITS

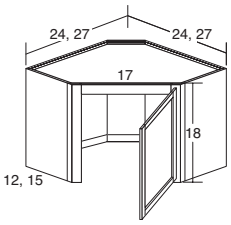

Diagonal Door Storage Unit

DDSU24 L/R
DDSU27 L/R

1 Door

- **Must specify L or R hinge**
- Door opening inside dimension is 16¾″ H, 13″ W
- Installs flush to frame of Diagonal Corner Cabinet
- **Available in square door styles only**

Semi-Custom	APC	BO	ES	FCE	FDBS	FH	FI	FIMD	FO	ID	MFE	P	PCE	PWD	RD	RTK	TKA	VTK	WCM	WDSC
SEL				•			•				•									

DIAGONAL TAMBOUR STORAGE UNITS

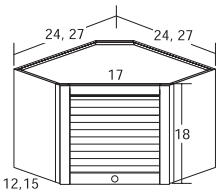

Diagonal Tambour Storage Unit

DTSU24
DTSU27

- When tambour door is open, inside dimension is 14½″ H, 13″ W
- Adjust tambour before installation of cabinet
- Includes a wooden knob
- Installs flush to frame
- **For MDF and Thermofoil door styles, item is painted maple. For Laminate door styles in Natural Maple, Sienna, Spiceberry, Linen or White finishes, item is finished maple. For Laminate door styles in Natural Cherry finish, item is finished cherry.**

Semi-Custom	APC	BO	ES	FCE	FDBS	FH	FI	FIMD	FO	ID	MFE	P	PCE	PWD	RD	RTK	TKA	VTK	WCM	WDSC
SEL							•				•									

DIAGONAL CORNER CABINETS WITH TAMBOUR

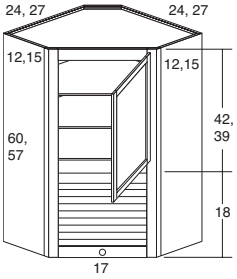

60″ & 57″ High Diagonal Corner Cabinets with Tambour

DC2460T L/R
DC2760T L/R
DC2457T L/R
DC2757T L/R

1 Door,
3 Adj. shelves

- **Must specify L or R hinge**
- Decorative Glass Doors available under Wall Accessories
- With tambour up, opening is 14½″ H x 13″ W

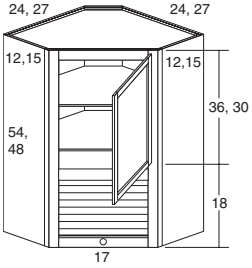

54″ & 48″ High Diagonal Corner Cabinets with Tambour

DC2454T L/R
DC2448T L/R
DC2754T L/R
DC2748T L/R

1 Door,
2 Adj. shelves

- **Must specify L or R hinge**
- Decorative Glass Doors available under Wall Accessories
- With tambour up, opening is 14½″ H x 13″ W

Semi-Custom	APC	BO	ES	FCE	FDBS	FH	FI	FIMD	FO	ID	MFE	P	PCE	PWD	RD	RTK	TKA	VTK	WCM	WDSC
SEL	•	•		•			•	•			•		•							

WALL CABINETS WITH TWO DRAWERS

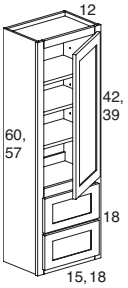

60″ & 57″ High Wall Cabinet with Two Drawers

W1560D2 L/R
W1860D2 L/R
W1557D2 L/R
W1857D2 L/R

2 Drawers,
1 Door,
3 Adj. shelves

- **Must specify L or R hinge**
- Cabinet does not have a floor under the drawers
- Increased Depth available in 3″ increments only

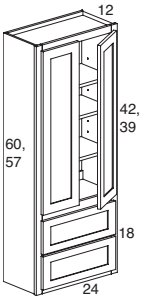

W2460D2
W2457D2

2 Drawers,
2 Doors w/o center mullion,
3 Adj. shelves

- Cabinet does not have a floor under the drawers
- Increased Depth available in 3″ increments only

Semi-Custom	APC	BO	ES	FCE	FDBS	FH	FI	FIMD	FO	ID	MFE	P	PCE	PWD	RD	RTK	TKA	VTK	WCM	WDSC
SEL	•	•	•	•			•	•		•	•		•	•			•			•

WALL CABINETS WITH TWO DRAWERS (continued)

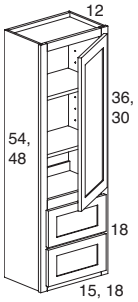

54″ & 48″ High Wall Cabinet with Two Drawers

W1554D2 L/R
W1548D2 L/R
W1854D2 L/R
W1848D2 L/R

2 Drawers,
1 Door,
2 Adj. shelves

- **Must specify L or R hinge**
- Cabinet does not have a floor under the drawers
- Increased Depth available in 3″ increments only

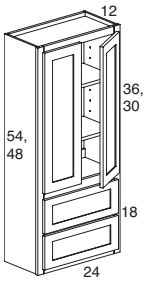

W2454D2
W2448D2

2 Drawers,
2 Doors w/o center mullion,
2 Adj. shelves

- Cabinet does not have a floor under the drawers
- Increased Depth available in 3″ increments only

Semi-Custom	APC	BO	ES	FCE	FDBS	FH	FI	FIMD	FO	ID	MFE	P	PCE	PWD	RD	RTK	TKA	VTK	WCM	WDSC
SEL	•	•	•	•			•	•		•	•		•	•			•			•

WALL CABINETS WITH TAMBOUR

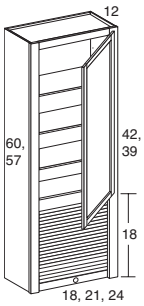

60″ & 57″ High Wall Cabinet with Tambour

W1860T L/R
W2160T L/R
W2460SDT L/R
W1857T L/R
W2157T L/R
W2457SDT L/R

1 Door,
3 Adj. shelves

- **Must specify L or R hinge**
- Cabinet has back in tambour area
- With tambour up opening is 14½″ H

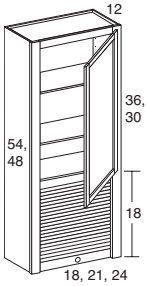

54″ & 48″ High Wall Cabinet with Tambour

W1854T L/R
W2154T L/R
W2454SDT L/R
W1848T L/R
W2148T L/R
W2448SDT L/R

1 Door,
2 Adj. shelves

- **Must specify L or R hinge**
- Cabinet has back in tambour area
- With tambour up opening is 14½″ H

Semi-Custom	APC	BO	ES	FCE	FDBS	FH	FI	FIMD	FO	ID	MFE	P	PCE	PWD	RD	RTK	TKA	VTK	WCM	WDSC
SEL	•		•	•			•	•		•	•		•		•					

STAINLESS STEEL TAMBOUR STORAGE UNITS

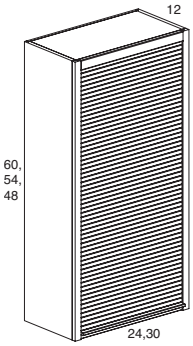

STSU2460
STSU3060
STSU2454
STSU3054
STSU2448
STSU3048

4 Shelves (60″)
3 Shelves (48″ & 54″)

- ¾″ Plywood
- Frameless design
- Pull and tambour are stainless finished
- Increased Depth option available in 1″ increments from ID13 to ID24
- Cabinet has a full back and does not have a floor

Semi-Custom	APC	BO	ES	FCE	FDBS	FH	FI	FIMD	FO	ID	MFE	P	PCE	PWD	RD	RTK	TKA	VTK	WCM	WDSC
SEL	▲			▲			▲			•	▲		▲							

MICROWAVE CABINETS

Microwave cabinets have finished interior as standard in microwave areas. Removable shelf is ¾" plywood. Measurements indicated reflect the distance between stiles and the distance between the top of the removable shelf and the bottom of the rail in the microwave area. For White and Laminate door styles, the removable shelf is thermofoiled fiberboard. For Linen Thermofoil and Laminate door styles, the removable shelf is finished maple. For Laminate door styles in Natural Maple, Sienna or Spiceberry, the removable shelf is finished maple. For Laminate door styles in Natural Cherry the removable shelf is finished cherry. For MDF door styles, the removable shelf is finished maple. Microwave cabinets are not able to house a built in style microwave installation and will not accommodate a trim kit.

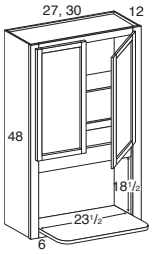

48" High Microwave Cabinet

MWO2748 — **2 Doors w/o center mullion,**
MWO3048WCM — **1 Adj. shelf,**
1 - 17¼" Deep removable shelf

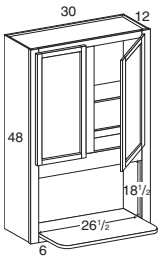

MWO3048 — **2 Doors,**
1 Adj. shelf,
1 - 17¼" Deep removable shelf

Semi-Custom	APC	BO	ES	FCE	FDBS	FH	FI	FIMD	FO	ID	MFE	P	PCE	PWD	RD	RTK	VTK	TKA	WCM	WDSC
SEL	•	•	•	•			•	•		•	•		•		•				•	

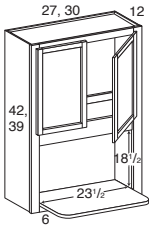

42" & 39" High Microwave Cabinet

MWO2742 — **2 Doors w/o center mullion,**
MWO2739 — **1 - 17¼" Deep removable shelf**
MWO3042WCM
MWO3039WCM

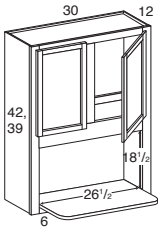

MWO3042 — **2 Doors,**
MWO3039 — **1 - 17¼" Deep removable shelf**

Semi-Custom	APC	BO	ES	FCE	FDBS	FH	FI	FIMD	FO	ID	MFE	P	PCE	PWD	RD	RTK	VTK	TKA	WCM	WDSC
SEL	•	•	•	•			•	•		•	•		•		•				•	

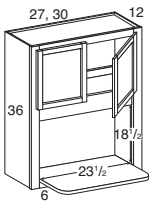

36" High Microwave Cabinet

MWO2736 — **2 Doors w/o center mullion,**
MWO3036WCM — **1 - 17¼" Deep removable shelf**

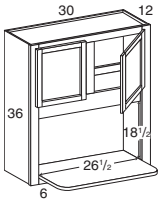

MWO3036 — **2 Doors,**
1 - 17¼" Deep removable shelf

Semi-Custom	APC	BO	ES	FCE	FDBS	FH	FI	FIMD	FO	ID	MFE	P	PCE	PWD	RD	RTK	VTK	TKA	WCM	WDSC
SEL	•	•	•	•			•	•		•	•		•		•				•	

UNIVERSAL MICROWAVE CABINETS

Universal Microwave Cabinets are designed for use with trim kits therefore, the interior is unfinished.

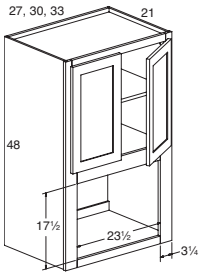

48" High Universal Microwave Cabinet

UMC2748
UMC3048WCM
UMC3348WCM

2 Doors w/o center mullion, 1 Adj. shelf

27" Wide Microwave Cut-Out Dimensions
Max.18 11/16" H x 24½" W
Min.17½" H x 20½" W

30" Wide Microwave Cut-Out Dimensions
Max.18 11/16" H x 27½" W
Min.17½" H x 23½" W

33" Wide Microwave Cut-Out Dimensions
Max.18 11/16" H x 30½" W
Min.17½" H x 26½" W

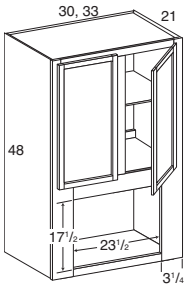

UMC3048
UMC3348

2 Doors, 1 Adj. shelf

Semi-Custom	APC	BO	ES	FCE	FDBS	FH	FI	FIMD	FO	ID	MFE	P	PCE	PWD	RD	RTK	TKA	VTK	WCM	WDSC
SEL	•	•	•	•			•	•		•	•		•		•				•	

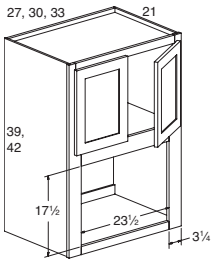

42" & 39" High Universal Microwave Cabinet

UMC2742
UMC3042WCM
UMC3342WCM
UMC2739
UMC3039WCM
UMC3339WCM

2 Doors w/o center mullion

27" Wide Microwave Cut-Out Dimensions
Max.18 11/16" H x 24½" W
Min.17½" H x 20½" W

30" Wide Microwave Cut-Out Dimensions
Max.18 11/16" H x 27½" W
Min.17½" H x 23½" W

33" Wide Microwave Cut-Out Dimensions
Max.18 11/16" H x 30½" W
Min.17½" H x 26½" W

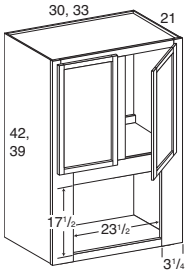

UMC3042
UMC3342
UMC3039
UMC3339

2 Doors

Semi-Custom	APC	BO	ES	FCE	FDBS	FH	FI	FIMD	FO	ID	MFE	P	PCE	PWD	RD	RTK	TKA	VTK	WCM	WDSC
SEL	•	•	•	•			•	•		•	•		•		•				•	

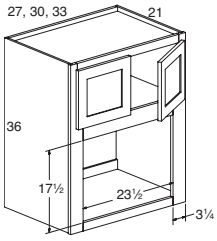

36" High Universal Microwave Cabinet

UMC2736
UMC3036WCM
UMC3336WCM

2 Doors w/o center mullion

27" Wide Microwave Cut-Out Dimensions
Max.18 11/16" H x 24½" W
Min.17½" H x 20½" W

30" Wide Microwave Cut-Out Dimensions
Max.18 11/16" H x 27½" W
Min.17½" H x 23½" W

33" Wide Microwave Cut-Out Dimensions
Max.18 11/16" H x 30½" W
Min.17½" H x 26½" W

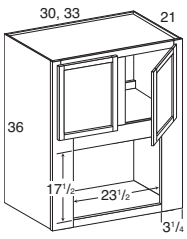

UMC3036
UMC3336

2 Doors

Semi-Custom	APC	BO	ES	FCE	FDBS	FH	FI	FIMD	FO	ID	MFE	P	PCE	PWD	RD	RTK	TKA	VTK	WCM	WDSC
SEL	•	•	•	•			•	•		•	•		•		•				•	

30″ HIGH MICROWAVE CABINET WITH OPEN DISPLAY

Microwave Cabinets with Open Display are designed for use with trim kits. Please refer to Semi-Custom Program for a list of all available valance options.

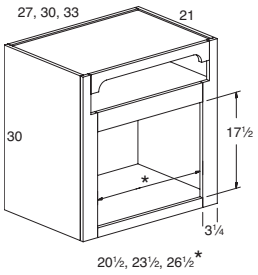

30″ High Microwave Cabinet with Open Display

MWOD2730
MWOD3030
MWOD3330

27″ Wide Microwave Cut-Out Dimensions
Max.18 11/16″ H x 24½″ W
Min.17½″ H x 20½″ W

30″ Wide Microwave Cut-Out Dimensions
Max.18 11/16″ H x 27½″ W
Min.17½″ H x 23½″ W

33″ Wide Microwave Cut-Out Dimensions
Max.18 11/16″ H x 30½″ W
Min.17½″ H x 26½″ W

Semi-Custom	APC	BO	ES	FCE	FDBS	FH	FI	FIMD	FO	ID	MFE	P	PCE	PWD	RD	RTK	TKA	VTK	WCM	WDSC
SEL	▲	▲	•	•			▲			•	▲		▲		•		•			

RETURN ANGLE WALL CABINETS

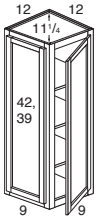

42″ & 39″ High Return Angle Wall Cabinet

RAW1242 **2 Doors,**
RAW1239 **3 Adj. shelves**

- Cabinet ends do not have matching wood laminate
- Inside angle is 140°
- Outside angle is 220°
- Not available in TOL arch door styles

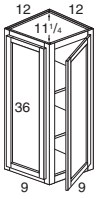

36″ High Return Angle Wall Cabinet

RAW1236 **2 Doors,**
2 Adj. shelves

- Cabinet ends do not have matching wood laminate
- Inside angle is 140°
- Outside angle is 220°
- Not available in TOL arch door styles

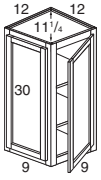

30″ High Return Angle Wall Cabinet

RAW1230 **2 Doors,**
2 Adj. shelves

- Cabinet ends do not have matching wood laminate
- Inside angle is 140°
- Outside angle is 220°
- Not available in TOL arch door styles

Semi-Custom	APC	BO	ES	FCE	FDBS	FH	FI	FIMD	FO	ID	MFE	P	PCE	PWD	RD	RTK	TKA	VTK	WCM	WDSC
SEL	•	•				▲	•		•				•				•			

ANGLE WALL CORNER CABINETS

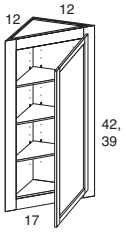

42″ & 39″ High Angle Wall Corner Cabinet

AW42 L/R **1 Door,**
AW39 L/R **3 Adj. shelves**

- **Must specify L or R hinge**
- Ends are unfinished

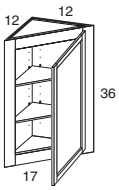

36″ High Angle Wall Corner Cabinet

AW36 L/R **1 Door,**
2 Adj. shelves

- **Must specify L or R hinge**
- Ends are unfinished

Semi-Custom	APC	BO	ES	FCE	FDBS	FH	FI	FIMD	FO	ID	MFE	P	PCE	PWD	RD	RTK	TKA	VTK	WCM	WDSC
SEL	•	•				▲	•	•	•				•				•			

ANGLE WALL CORNER CABINETS (continued)

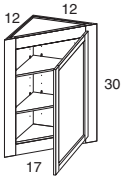

30″ High Angle Wall Corner Cabinet

AW30 L/R — **1 Door, 2 Adj. shelves**

- **Must specify L or R hinge**
- Ends are unfinished

Semi-Custom	APC	BO	ES	FCE	FDBS	FH	FI	FIMD	FO	ID	MFE	P	PCE	PWD	RD	RTK	TKA	VTK	WCM	WDSC
SEL	•	•				▲	•	•	•				•				•			

WALL MESSAGE CENTER CABINETS

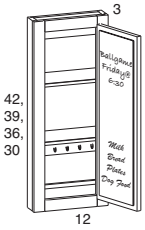

WMC1242 L/R
WMC1239 L/R
WMC1236 L/R
WMC1230 L/R

1 Door, 2 Fixed shelves

- **Must specify L or R hinge**
- Dry erase board
- Fixed shelves have acrylic lips
- Stainless steel hooks

Semi-Custom	APC	BO	ES	FCE	FDBS	FH	FI	FIMD	FO	ID	MFE	P	PCE	PWD	RD	RTK	TKA	VTK	WCM	WDSC
SEL	▲			▲		▲							▲							

CHINA CABINETS WITH VALANCE OPTIONS

China Cabinets have ½″ plywood sides, interior and exterior with a beaded plywood back. 1¾″ Rail at the top of the spindles with a Light Rail Moulding (LRM) on the front of the shelf. Chrome shelf supports mount underneath. China Cabinets come standard as shown. For MDF and Thermofoil door styles, item is painted maple. For Laminate door styles in Natural Maple, Sienna, Spiceberry, Linen or White finishes, item is finished maple. For Laminate door styles in Natural Cherry finish, item is finished cherry. Please refer to Semi-Custom Program for a list of all available valance options.

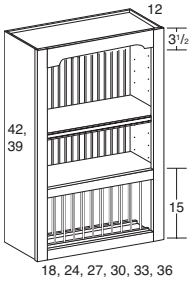

42″ & 39″ High China Cabinet

CC1842	**CC1839**	**1 Adj. shelf**
CC2442	**CC2439**	
CC2742	**CC2739**	
CC3042	**CC3039**	
CC3342	**CC3339**	
CC3642	**CC3639**	

- 18″ Wide holds 7 plates
- 24″ Wide holds 10 plates
- 27″ Wide holds 11 plates
- 30″ Wide holds 13 plates
- 33″ Wide holds 14 plates
- 36″ Wide holds 15 plates
- Plate space is 1⅝″ wide and 11⅝″ high

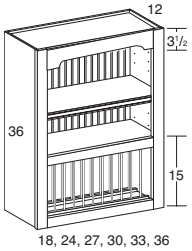

36″ High China Cabinet

CC1836 — **1 Adj. shelf**
CC2436
CC2736
CC3036
CC3336
CC3636

- 18″ Wide holds 7 plates
- 24″ Wide holds 10 plates
- 27″ Wide holds 11 plates
- 30″ Wide holds 13 plates
- 33″ Wide holds 14 plates
- 36″ Wide holds 15 plates
- Plate space is 1⅝″ wide and 11⅝″ high

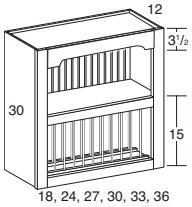

30″ High China Cabinet

CC1830
CC2430
CC2730
CC3030
CC3330
CC3630

- 18″ Wide holds 7 plates
- 24″ Wide holds 10 plates
- 27″ Wide holds 11 plates
- 30″ Wide holds 13 plates
- 33″ Wide holds 14 plates
- 36″ Wide holds 15 plates
- Plate space is 1⅝″ wide and 11⅝″ high

Semi-Custom	APC	BO	ES	FCE	FDBS	FH	FI	FIMD	FO	ID	MFE	P	PCE	PWD	RD	RTK	TKA	VTK	WCM	WDSC
SEL	▲	▲	•	•			▲			•	▲		▲		•					

OPEN DISPLAY WALL CABINETS WITH VALANCE OPTIONS

Open Display Wall Cabinets have finished plywood sides and interiors. Open Display Wall Cabinets feature ¾" finished plywood shelves and chrome shelf supports which mount underneath shelf. Open Display cabinets come standard as shown. For MDF and Thermofoil door styles, item is painted maple. For Laminate door styles in Natural Maple, Sienna, Spiceberry, Linen or White finishes, item is finished maple. For Laminate door styles in Natural Cherry finish, item is finished cherry. Please refer to Semi-Custom Program for a list of all available valance options.

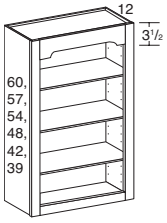

60", 57", 54", 48", 42" & 39" High Open Display Wall Cabinets

ODW1260	**ODW1248**	**3 Adj. shelves**
ODW1560	**ODW1548**	
ODW1860	**ODW1848**	
ODW2160	**ODW2148**	
ODW2460	**ODW2448**	
ODW2760	**ODW2748**	
ODW3060	**ODW3048**	
ODW3360	**ODW3348**	
ODW3660	**ODW3648**	
ODW1257	**ODW1242**	
ODW1557	**ODW1542**	
ODW1857	**ODW1842**	
ODW2157	**ODW2142**	
ODW2457	**ODW2442**	
ODW2757	**ODW2742**	
ODW3057	**ODW3042**	
ODW3357	**ODW3342**	
ODW3657	**ODW3642**	
ODW1254	**ODW1239**	
ODW1554	**ODW1539**	
ODW1854	**ODW1839**	
ODW2154	**ODW2139**	
ODW2454	**ODW2439**	
ODW2754	**ODW2739**	
ODW3054	**ODW3039**	
ODW3354	**ODW3339**	
ODW3654	**ODW3639**	

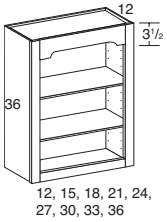

36" High Open Display Wall Cabinet

ODW1236	**2 Adj. shelves**
ODW1536	
ODW1836	
ODW2136	
ODW2436	
ODW2736	
ODW3036	
ODW3336	
ODW3636	

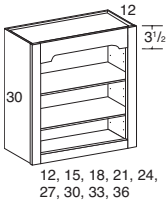

30" High Open Display Wall Cabinet

ODW1230	**2 Adj. shelves**
ODW1530	
ODW1830	
ODW2130	
ODW2430	
ODW2730	
ODW3030	
ODW3330	
ODW3630	

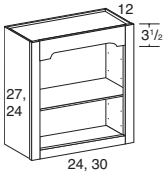

27" & 24" High Open Display Wall Cabinets

ODW2427	**ODW2424**	**1 Adj. shelf**
ODW3027	**ODW3024**	

Semi-Custom	APC	BO	ES	FCE	FDBS	FH	FI	FIMD	FO	ID	MFE	P	PCE	PWD	RD	RTK	TKA	VTK	WCM	WDSC
SEL	▲	▲	•	•			▲			•	▲		▲		•					

OPEN DISPLAY WALL CABINETS WITH VALANCE OPTIONS (continued)

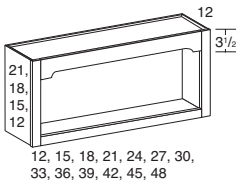

21", 18", 15" & 12" High Open Display Wall Cabinets

ODW1221	**ODW1218**	**ODW1215**	**ODW1212**
ODW1521	**ODW1518**	**ODW1515**	**ODW1512**
ODW1821	**ODW1818**	**ODW1815**	**ODW1812**
ODW2121	**ODW2118**	**ODW2115**	**ODW2112**
ODW2421	**ODW2418**	**ODW2415**	**ODW2412**
ODW2721	**ODW2718**	**ODW2715**	**ODW2712**
ODW3021	**ODW3018**	**ODW3015**	**ODW3012**
ODW3321	**ODW3318**	**ODW3315**	**ODW3312**
ODW3621	**ODW3618**	**ODW3615**	**ODW3612**
ODW3921	**ODW3918**	**ODW3915**	**ODW3912**
ODW4221	**ODW4218**	**ODW4215**	**ODW4212**
ODW4521	**ODW4518**	**ODW4515**	**ODW4512**
ODW4821	**ODW4818**	**ODW4815**	**ODW4812**

Semi-Custom	APC	BO	ES	FCE	FDBS	FH	FI	FIMD	FO	ID	MFE	P	PCE	PWD	RD	RTK	TKA	VTK	WCM	WDSC
SEL	▲	▲	•	•			▲			•	▲		▲		•					

OPEN DISPLAY CORNER WALL CABINETS WITH VALANCE OPTIONS

Open Display Corner Wall Cabinets come standard as shown. Open Display Corner Wall Cabinets have finished plywood sides and interiors. Shelves are ¾" finished plywood. Fret design is like arch fret. Cabinets have chrome shelf supports which mount underneath shelf. For MDF and Thermofoil door styles, open display cabinets are painted maple. For Laminate door styles in Natural Maple, Sienna, Spiceberry, Linen or White finishes, item is finished maple. For Laminate door styles in Natural Cherry finish, item is finished cherry. Please refer to Semi-Custom Program for a list of all available valance options.

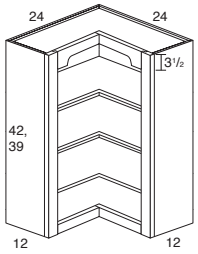

42" & 39" High Open Display Corner Wall Cabinets

ODCW2442 **3 Adj. shelves**
ODCW2439

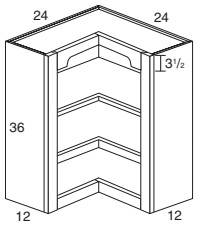

36" High Open Display Corner Wall Cabinet

ODCW2436 **2 Adj. shelves**

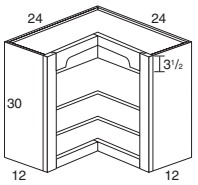

30" High Open Display Corner Wall Cabinet

ODCW2430 **2 Adj. shelves**

Semi-Custom	APC	BO	ES	FCE	FDBS	FH	FI	FIMD	FO	ID	MFE	P	PCE	PWD	RD	RTK	TKA	VTK	WCM	WDSC
SEL	▲	▲	•	•			▲			•	▲		▲		•					

OPEN DISPLAY WALL END CABINETS WITH VALANCE OPTIONS

Open Display Cabinets come standard as shown. Open Display Wall End Cabinets have a face frame and a ¾" bead board back. Available in cherry, maple, oak and hickory. Not available in arch fret or arch valance. For MDF and Thermofoil door styles, these cabinets are painted maple. For Laminate door styles in Natural Maple, Sienna, Spiceberry, Linen or White finishes, item is finished maple. For Laminate door styles in Natural Cherry finish, item is finished cherry. Please refer to Semi-Custom Program for a list of all available valance options.

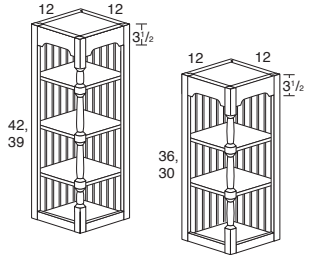

ODWEC1242 **3 Fixed shelves**
ODWEC1239

ODWEC1236 **2 Fixed shelves**
ODWEC1230

BOOKCASES WITH VALANCE OPTIONS

Cabinet construction is ½" wood veneered plywood end panels with finished exterior and interior. Top is ½" plywood with finished interior and laminated exterior. Back is 3/16" plywood. Cabinet includes matching ¾" shelves, is predrilled for shelves and has chrome shelf supports which mount underneath the shelf. For Thermofoil, Laminate and MDF door styles, bookcases have ¾" finished plywood shelves. For MDF and Thermofoil door styles, item is painted maple. For Laminate door styles in Natural Maple, Sienna, Spiceberry, Linen or White finishes, item is finished maple. For Laminate door styles in Natural Cherry finish, item is finished cherry. Toe Kick shipped attached for all 84" - 96" high cabinets. Please refer to Semi-Custom Program for a list of all available valance options.

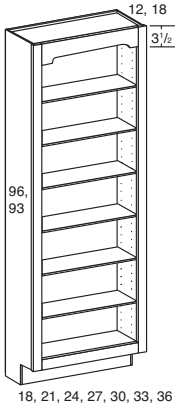

96" & 93" High Tall Bookcases

BKC1896	BKC189618	6 Adj. matching shelves
BKC2196	BKC219618	
BKC2496	BKC249618	
BKC2796	BKC279618	
BKC3096	BKC309618	
BKC3396	BKC339618	
BKC3696	BKC369618	
BKC1893	BKC189318	
BKC2193	BKC219318	
BKC2493	BKC249318	
BKC2793	BKC279318	
BKC3093	BKC309318	
BKC3393	BKC339318	
BKC3693	BKC369318	

- **Toe kick shipped attached**

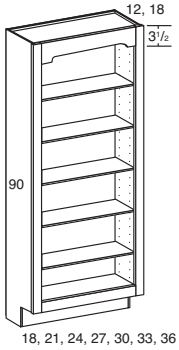

90" High Tall Bookcases

BKC1890	BKC189018	5 Adj. matching shelves
BKC2190	BKC219018	
BKC2490	BKC249018	
BKC2790	BKC279018	
BKC3090	BKC309018	
BKC3390	BKC339018	
BKC3690	BKC369018	

- **Toe kick shipped attached**

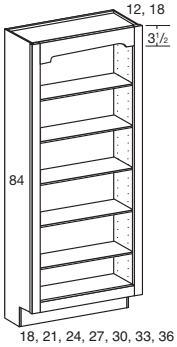

84" High Tall Bookcases

BKC1884	BKC188418	5 Adj. matching shelves
BKC2184	BKC218418	
BKC2484	BKC248418	
BKC2784	BKC278418	
BKC3084	BKC308418	
BKC3384	BKC338418	
BKC3684	BKC368418	

- **Toe kick shipped attached**

Semi-Custom	APC	BO	ES	FCE	FDBS	FH	FI	FIMD	FO	ID	MFE	P	PCE	PWD	RD	RTK	TKA	VTK	WCM	WDSC
SEL	▲	▲	•	•			▲		•	•	▲		▲		•	•	▲	•		

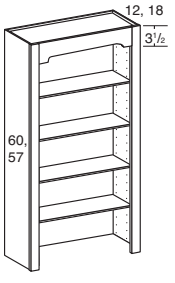

60" & 57" High Wall Bookcase

BKC1860	BKC186018	4 Adj. matching shelves
BKC2160	BKC216018	
BKC2460	BKC246018	
BKC2760	BKC276018	
BKC3060	BKC306018	
BKC3360	BKC336018	
BKC3660	BKC366018	
BKC1857	BKC185718	
BKC2157	BKC215718	
BKC2457	BKC245718	
BKC2757	BKC275718	
BKC3057	BKC305718	
BKC3357	BKC335718	
BKC3657	BKC365718	

- Shipping brace included across bottom; remove prior to installation

Semi-Custom	APC	BO	ES	FCE	FDBS	FH	FI	FIMD	FO	ID	MFE	P	PCE	PWD	RD	RTK	TKA	VTK	WCM	WDSC
SEL	▲	▲	•	•			▲		•	•	▲		▲		•		•			

BOOKCASES WITH VALANCE OPTIONS (continued)

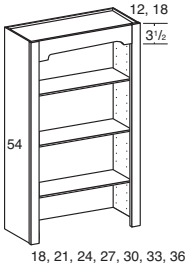

54" High Wall Bookcase

BKC1854	**BKC185418**
BKC2154	**BKC215418**
BKC2454	**BKC245418**
BKC2754	**BKC275418**
BKC3054	**BKC305418**
BKC3354	**BKC335418**
BKC3654	**BKC365418**

3 Adj. matching shelves

- Shipping brace included across bottom; remove prior to installation

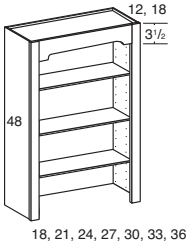

48" High Wall Bookcase

BKC1848	**BKC184818**
BKC2148	**BKC214818**
BKC2448	**BKC244818**
BKC2748	**BKC274818**
BKC3048	**BKC304818**
BKC3348	**BKC334818**
BKC3648	**BKC364818**

3 Adj. matching shelves

- Shipping brace included across bottom; remove prior to installation

Semi-Custom	APC	BO	ES	FCE	FDBS	FH	FI	FIMD	FO	ID	MFE	P	PCE	PWD	RD	RTK	TKA	VTK	WCM	WDSC
SEL	▲	▲	•	•			▲		•	•	▲		▲		•		•			

WALL RACKS

Wall Racks have finished end panels and interior. The box construction mirrors a cabinet. Cabinets are not reversible. For MDF and Thermofoil door styles, item is painted maple. For Laminate door styles in Natural Maple, Sienna, Spiceberry, Linen or White finishes, item is finished maple. For Laminate door styles in Natural Cherry finish, item is finished cherry.

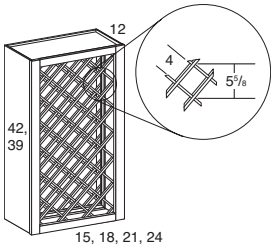

42" & 39" High Wall Rack

WR1542	**WR1539**
WR1842	**WR1839**
WR2142	**WR2139**
WR2442	**WR2439**

- WR1542 holds 17 bottles
- WR1842 holds 17 bottles
- WR2142 holds 27 bottles
- WR2442 holds 27 bottles
- WR1539 holds 17 bottles
- WR1839 holds 17 bottles
- WR2139 holds 27 bottles
- WR2439 holds 27 bottles

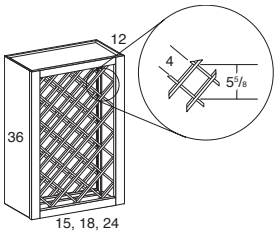

36" High Wall Rack

WR1536
WR1836
WR2436

- WR1536 holds 13 bottles
- WR1836 holds 13 bottles
- WR2436 holds 23 bottles

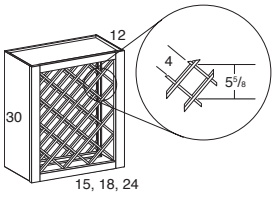

30" High Wall Rack

WR1530
WR1830
WR2430

- WR1530 holds 11 bottles
- WR1830 holds 11 bottles
- WR2430 holds 17 bottles

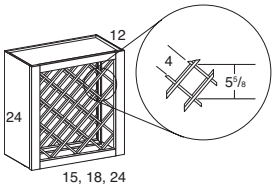

24" High Wall Rack

WR1524
WR1824
WR2424

- WR1524 holds 8 bottles
- WR1824 holds 8 bottles
- WR2424 holds 13 bottles

Semi-Custom	APC	BO	ES	FCE	FDBS	FH	FI	FIMD	FO	ID	MFE	P	PCE	PWD	RD	RTK	TKA	VTK	WCM	WDSC
SEL	▲		•				▲				▲		▲							

WALL RACKS (continued)

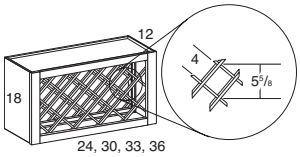

18″ High Wall Rack

WR2418
WR3018
WR3318
WR3618

- WR2418 holds 8 bottles
- WR3018 holds 11 bottles
- WR3318 holds 13 bottles
- WR3618 holds 14 bottles

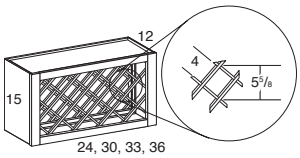

15″ High Wall Rack

WR2415
WR3015
WR3315
WR3615

- WR2415 holds 7 bottles
- WR3015 holds 9 bottles
- WR3315 holds 11 bottles
- WR3615 holds 13 bottles

Semi-Custom	APC	BO	ES	FCE	FDBS	FH	FI	FIMD	FO	ID	MFE	P	PCE	PWD	RD	RTK	TKA	VTK	WCM	WDSC
SEL	▲		•				▲				▲		▲							

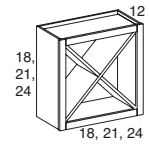

Storage Cube Cabinet

SCC1818 (holds 12 bottles)
SCC2121 (holds 15 bottles)
SCC2424 (holds 24 bottles)

- Shelves are fixed
- Reduced Depth in 1″ increments down to 6″
- Increased Depth in 1″ increments up to 24″
- Bottle quantity is an estimate and could be more or less depending on bottle size

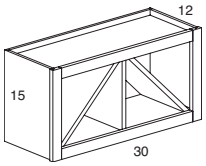

SCC3015 (holds 16 bottles)

- Shelves are fixed
- Reduced Depth in 1″ increments down to 6″
- Increased Depth in 1″ increments up to 24″
- Bottle quantity is an estimate and could be more or less depending on bottle size

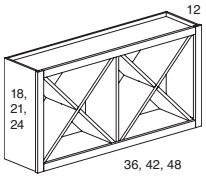

SCC3618 (holds 24 bottles)
SCC4221 (holds 36 bottles)
SCC4824 (holds 52 bottles)

- Shelves are fixed
- Reduced Depth in 1″ increments down to 6″
- Increased Depth in 1″ increments up to 24″
- Bottle quantity is an estimate and could be more or less depending on bottle size

Semi-Custom	APC	BO	ES	FCE	FDBS	FH	FI	FIMD	FO	ID	MFE	P	PCE	PWD	RD	RTK	TKA	VTK	WCM	WDSC
SEL	▲		•				▲			•	▲		▲		•					

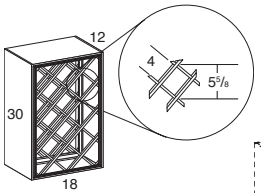

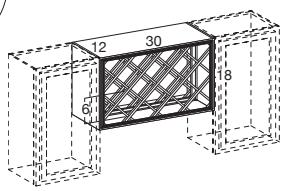

30″ High Reversible Wall Rack

WR1830RV

- Flush finished end panels, sides and interior
- Decorative moulding, no face frame
- Can be reversed to 30″ x 18″
- Holds 10 bottles
- **For MDF and Thermofoil door styles, item is painted maple. For Laminate door styles in Natural Maple, Sienna, Spiceberry, Linen or White finishes, item is finished maple. For Laminate door styles in Natural Cherry finish, item is finished cherry.**

Semi-Custom	APC	BO	ES	FCE	FDBS	FH	FI	FIMD	FO	ID	MFE	P	PCE	PWD	RD	RTK	TKA	VTK	WCM	WDSC
SEL	▲			▲			▲				▲		▲							

PLATE RACKS

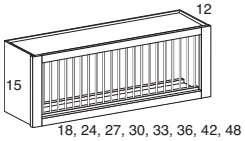

PR18 (holds 7 plates)
PR24 (holds 10 plates)
PR27 (holds 11 plates)
PR30 (holds 13 plates)
PR33 (holds 14 plates)
PR36 (holds 15 plates)
PR42 (holds 17 plates)
PR48 (holds 20 plates)

- Cabinet has matching finished plywood ends
- Plate space is 1⅝″ wide and 11¼″ high
- **For MDF and Thermofoil door styles, item is painted maple. For Laminate door styles in Natural Maple, Sienna, Spiceberry, Linen or White finishes, item is finished maple. For Laminate door styles in Natural Cherry finish, item is finished cherry.**

Semi-Custom	APC	BO	ES	FCE	FDBS	FH	FI	FIMD	FO	ID	MFE	P	PCE	PWD	RD	RTK	TKA	VTK	WCM	WDSC
SEL	▲		•				▲				▲		▲							

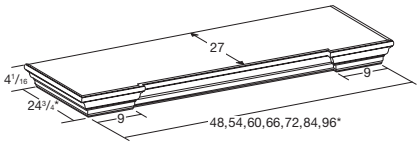

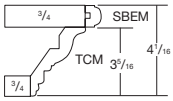

Traditional Mantle Shelf

TMS48 **TMS72**
TMS54 **TMS84**
TMS60 **TMS96**
TMS66

* **Actual shelf dimensions including moulding:**
TMS48 — 54″ width x 27¾″ depth
TMS54 — 60″ width x 27¾″ depth
TMS60 — 66″ width x 27¾″ depth
TMS66 — 72″ width x 27¾″ depth
TMS72 — 78″ width x 27¾″ depth
TMS84 — 90″ width x 27¾″ depth
TMS96 — 102″width x 27¾″ depth

- Plywood shelf
- Shelf can be trimmed on back (maximum trim is 3″ when using liner)
- If cabinet is adjacent, then 3″ filler is recommended
- Reduced Depth option available in 3″ increments to 12″
- Increased Depth option to 27″ only
- Increased Depth (ID27) must be ordered to install corbels on wall pullout
- Moulding increases the overall width by 6″ and depth by 3″
- 36″ and 48″ Not designed for pullouts to be installed under the shelf
- **For MDF and Thermofoil door styles, item is painted maple. For Laminate door styles in Natural Maple, Sienna, Spiceberry, Linen or White finishes, item is finished maple. For Laminate door styles in Natural Cherry finish, item is finished cherry.**

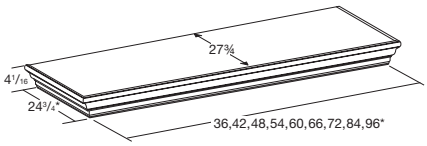

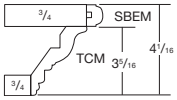

Traditional Straight Mantle Shelf

TSMS36 **TSMS66**
TSMS42 **TSMS72**
TSMS48 **TSMS84**
TSMS54 **TSMS96**
TSMS60

* **Actual shelf dimensions including moulding:**
TSMS36 — 42″ width x 27¾″ depth
TSMS42 — 48″ width x 27¾″ depth
TSMS48 — 54″ width x 27¾″ depth
TSMS54 — 60″ width x 27¾″ depth
TSMS60 — 66″ width x 27¾″ depth
TSMS66 — 72″ width x 27¾″ depth
TSMS72 — 78″ width x 27¾″ depth
TSMS84 — 90″ width x 27¾″ depth
TSMS96 — 102″ width x 27¾″ depth

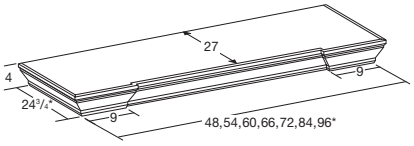

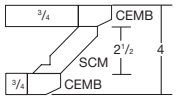

Shaker Mantle Shelf

SMS48 **SMS72**
SMS54 **SMS84**
SMS60 **SMS96**
SMS66

* **Actual shelf dimensions including moulding:**
SMS48 — 54″ width x 27¾″ depth
SMS54 — 60″ width x 27¾″ depth
SMS60 — 66″ width x 27¾″ depth
SMS66 — 72″ width x 27¾″ depth
SMS72 — 78″ width x 27¾″ depth
SMS84 — 90″ width x 27¾″ depth
SMS96 — 102″ width x 27¾″ depth

- Plywood shelf
- Shelf can be trimmed on back (maximum trim is 3″ when using liner)
- If cabinet is adjacent, then 3″ filler is recommended
- Reduced Depth option available in 3″ increments to 12″
- Increased Depth option to 27″ only
- Increased Depth (ID27) must be ordered to install corbels on wall pullout
- Moulding increases the overall width by 6″ and depth by 3″
- 36″ and 48″ Not designed for pullouts to be installed under the shelf
- **For MDF and Thermofoil door styles, item is painted maple. For Laminate door styles in Natural Maple, Sienna, Spiceberry, Linen or White finishes, item is finished maple. For Laminate door styles in Natural Cherry finish, item is finished cherry.**

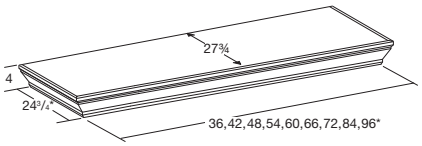

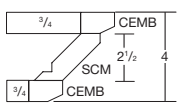

Shaker Straight Mantle Shelf

SSMS36 **SSMS66**
SSMS42 **SSMS72**
SSMS48 **SSMS84**
SSMS54 **SSMS96**
SSMS60

* **Actual shelf dimensions including moulding:**
SSMS36 — 42″ width x 27¾″ depth
SSMS42 — 48″ width x 27¾″ depth
SSMS48 — 54″ width x 27¾″ depth
SSMS54 — 60″ width x 27¾″ depth
SSMS60 — 66″ width x 27¾″ depth
SSMS66 — 72″ width x 27¾″ depth
SSMS72 — 78″ width x 27¾″ depth
SSMS84 — 90″ width x 27¾″ depth
SSMS96 — 102″ width x 27¾″ depth

Semi-Custom	APC	BO	ES	FCE	FDBS	FH	FI	FIMD	FO	ID	MFE	P	PCE	PWD	RD	RTK	TKA	VTK	WCM	WDSC
SEL	▲									•			▲		•					

CHIMNEY WOOD HOODS

Plywood construction standard. A 3″ space is recommended on each side of hood unit for adjacent cabinets. Hood interior is finished 6″ from bottom. Onlays and appliques can be added. See page Select–2–31 for liners, fans and installation requirements.

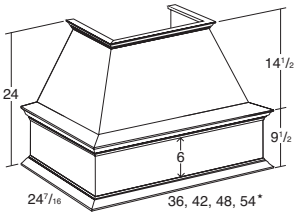

Plain Chimney Wood Hood

CWH36P
CWH42P
CWH48P
CWH54P

* Actual width dimensions including moulding:
CWH36 — 38 13/16″
CWH42 — 44 13/16″
CWH48 — 50 13/16″
CWH54 — 56 13/16″

- Chimney must be ordered separately
- Use with CMNY36P, CMNY42P, CMNY48P, CWNY54P
- Crown Moulding (CM) is applied to hood for a clean "finished" look
- **For MDF and Thermofoil door styles, item is painted maple. For Laminate door styles in Natural Maple, Sienna, Spiceberry, Linen or White finishes, item is finished maple. For Laminate door styles in Natural Cherry finish, item is finished cherry.**

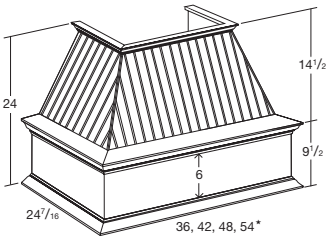

Beaded Chimney Wood Hood

CWH36B
CWH42B
CWH48B
CWH54B

* Actual width dimensions including moulding:
CWH36 — 38 13/16″
CWH42 — 44 13/16″
CWH48 — 50 13/16″
CWH54 — 56 13/16″

- Chimney must be ordered separately
- Use with CMNY36B, CMNY42B, CMNY48B, CMNY54B
- Crown Moulding (CM) is applied to hood for a clean "finished" look
- **For MDF and Thermofoil door styles, item is painted maple. For Laminate door styles in Natural Maple, Sienna, Spiceberry, Linen or White finishes, item is finished maple. For Laminate door styles in Natural Cherry finish, item is finished cherry.**
- **CWH54B is only available in Paints and Paints with glazes**

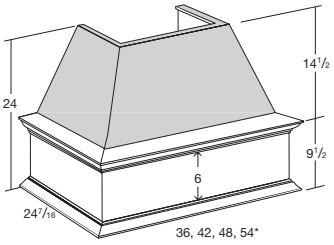

Designer Chimney Wood Hood

CWH36D
CWH42D
CWH48D
CWH54D

* Actual width dimensions including moulding:
CWH36 — 38 13/16″
CWH42 — 44 13/16″
CWH48 — 50 13/16″
CWH54 — 56 13/16″

- Chimney must be ordered separately
- Use with CMNY36D, CMNY42D, CMNY48D, CMNY54D
- Shaded area is maple plywood, may have overspray from finishing and allows for field application of paints, tile or other decorative material; staining is NOT recommended
- This product will not be covered under warranty once alterations of any kind have been made
- **For MDF and Thermofoil door styles, item is painted maple. For Laminate door styles in Natural Maple, Sienna, Spiceberry, Linen or White finishes, item is finished maple. For Laminate door styles in Natural Cherry finish, item is finished cherry.**

PENINSULA CHIMNEY WOOD HOODS

Plywood construction standard. A 3″ space is recommended on each side of hood unit for adjacent cabinets. Hood interior is finished 6″ from bottom. Onlays and appliques can be added. See page Select–2–31 for liners, fans and installation requirements.

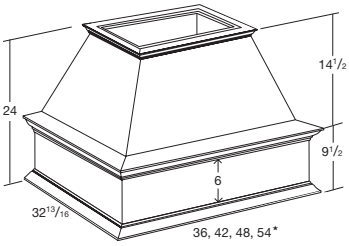

Plain Peninsula Chimney Wood Hood

PCWH36P
PCWH42P
PCWH48P
PCWH54P

* Actual width dimensions including moulding:
PCWH36 — 38 13/16″
PCWH42 — 44 13/16″
PCWH48 — 50 13/16″
PCWH54 — 56 13/16″

- Chimney must be ordered separately
- Use with PCMNY36P, PCMNY42P, PCMNY48P, PCMNY54P
- Crown Moulding (CM) is applied to hood for a clean "finished" look
- **For MDF and Thermofoil door styles, item is painted maple. For Laminate door styles in Natural Maple, Sienna, Spiceberry, Linen or White finishes, item is finished maple. For Laminate door styles in Natural Cherry finish, item is finished cherry.**

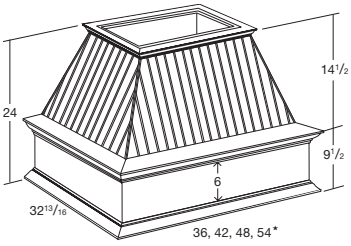

Beaded Peninsula Chimney Wood Hood

PCWH36B
PCWH42B
PCWH48B
PCWH54B

* Actual width dimensions including moulding:
PCWH36 — 38 13/16″
PCWH42 — 44 13/16″
PCWH48 — 50 13/16″
PCWH54 — 56 13/16″

- Chimney must be ordered separately
- Use with PCMNY36B, PCMNY42B, PCMNY48B, PCMNY54B
- Crown Moulding (CM) is applied to hood for a clean "finished" look
- **For MDF and Thermofoil door styles, item is painted maple. For Laminate door styles in Natural Maple, Sienna, Spiceberry, Linen or White finishes, item is finished maple. For Laminate door styles in Natural Cherry finish, item is finished cherry.**
- **PCWH54B is only available in Paints and Paints with glazes**

PENINSULA CHIMNEY WOOD HOODS (continued)

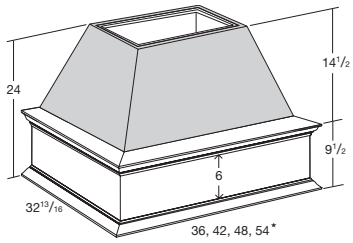

Designer Peninsula Chimney Wood Hood

PCWH36D
PCWH42D
PCWH48D
PCWH54D

* **Actual width dimensions including moulding:**
PCWH36 — 38 13/16″
PCWH42 — 44 13/16″
PCWH48 — 50 13/16″
PCWH54 — 56 13/16″

- Chimney must be ordered separately
- Use with PCMNY36D, PCMNY42D, PCMNY48D, PCMNY54D
- Shaded area is maple plywood, may have overspray from finishing and allows for field application of paints, tile or other decorative material; staining is NOT recommended
- This product will not be covered under warranty once alterations of any kind have been made
- **For MDF and Thermofoil door styles, item is painted maple. For Laminate door styles in Natural Maple, Sienna, Spiceberry, Linen or White finishes, item is finished maple. For Laminate door styles in Natural Cherry finish, item is finished cherry.**

CHIMNEY WOOD HOODS WITH NARROW ARCH VALANCE

Plywood construction standard. Crown Moulding (CM) is applied to hood for a clean "finished" look. A 3" space is recommended on each side of hood unit for adjacent cabinets. Hood interior is finished 6" from bottom. Onlays and appliques can be added. See Select–2–31 for liners, fans and installation requirements.

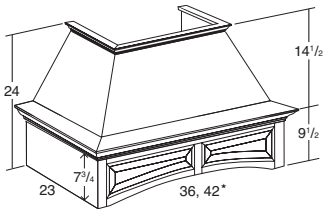

Plain Chimney Wood Hood with Narrow Arch Valance

CWH36PNAV
CWH42PNAV

* **Actual width dimensions including moulding:**
CWH36 — 38 13/16″
CWH42 — 44 13/16″

- Chimney must be ordered separately
- Use with CMNY36P, CMNY42P
- **Not available in arch, MDF, Thermofoil or Laminate door styles**

ANGLED CONTEMPORARY WOOD HOOD

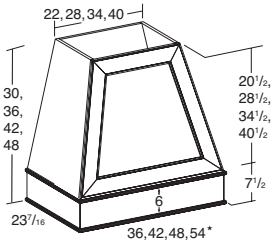

ACWH3630 **ACWH3642**
ACWH4230 **ACWH4242**
ACWH4830 **ACWH4842**
ACWH5430 **ACWH5442**

ACWH3636 **ACWH3648**
ACWH4236 **ACWH4248**
ACWH4836 **ACWH4848**
ACWH5436 **ACWH5448**

* **Actual width dimensions including moulding:**
ACWH36 — 36 7/8″
ACWH42 — 42 7/8″
ACWH48 — 48 7/8″
ACWH54 — 54 7/8″

- Available in cherry, maple, oak and hickory
- **For MDF and Thermofoil door styles, item is painted maple. For Laminate door styles in Natural Maple, Sienna, Spiceberry, Linen or White finishes, item is finished maple. For Laminate door styles in Natural Cherry finish, item is finished cherry.**

PENINSULA ANGLED CONTEMPORARY WOOD HOOD

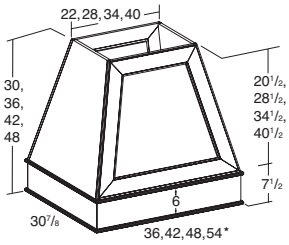

PACWH3630 **PACWH3642**
PACWH4230 **PACWH4242**
PACWH4830 **PACWH4842**
PACWH5430 **PACWH5442**

PACWH3636 **PACWH3648**
PACWH4236 **PACWH4248**
PACWH4836 **PACWH4848**
PACWH5436 **PACWH5448**

* **Actual width dimensions including moulding:**
PACWH36 — 36 7/8″
PACWH42 — 42 7/8″
PACWH48 — 48 7/8″
PACWH54 — 54 7/8″

- Available in cherry, maple, oak and hickory
- **For MDF and Thermofoil door styles, item is painted maple. For Laminate door styles in Natural Maple, Sienna, Spiceberry, Linen or White finishes, item is finished maple. For Laminate door styles in Natural Cherry finish, item is finished cherry.**

TRANSITIONAL WOOD HOOD

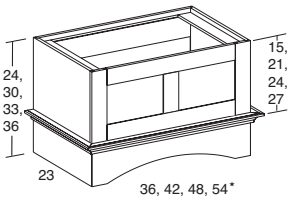

TWH3624	**TWH3630**	**TWH3633**	**TWH3636**
TWH4224	**TWH4230**	**TWH4233**	**TWH4236**
TWH4824	**TWH4830**	**TWH4833**	**TWH4836**
TWH5424	**TWH5430**	**TWH5433**	**TWH5436**

* **Actual width dimensions including moulding:**
TWH36 — 40″
TWH42 — 46″
TWH48 — 52″
TWH54 — 58″

- Plywood construction standard
- Available in Prairie door style only
- Small Cove Moulding (SCVM8) is applied to hood
- A 3″ space is recommended on each side of hood unit for adjacent cabinets or for built-in application, trim side moulding at installation

CURVED CONTEMPORARY WOOD HOOD

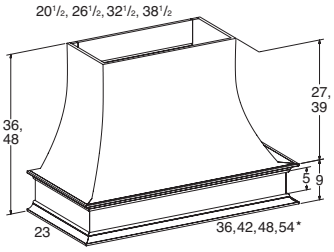

CCWH3636	**CCWH3648**
CCWH4236	**CCWH4248**
CCWH4836	**CCWH4848**
CCWH5436	**CCWH5448**

* **Actual width dimensions including moulding:**
CCWH36 — 40″
CCWH42 — 46″
CCWH48 — 52″
CCWH54 — 58″

- Use with CMNY36P, CMNY42P, CMNY48P, CMNY54P
- Small Cove Moulding (SCVM8) is applied to hood for a clean "finished" look
- No extended heights
- **For MDF and Thermofoil door styles, item is painted maple. For Laminate door styles in Natural Maple, Sienna, Spiceberry, Linen or White finishes, item is finished maple. For Laminate door styles in Natural Cherry finish, item is finished cherry.**

DESIGNER CURVED CONTEMPORARY WOOD HOOD

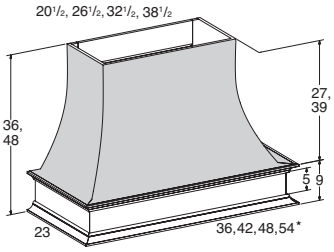

CCWH3636D	**CCWH3648D**
CCWH4236D	**CCWH4248D**
CCWH4836D	**CCWH4848D**
CCWH5436D	**CCWH5448D**

* **Actual width dimensions including moulding:**
CCWH36D — 40″
CCWH42D — 46″
CCWH48D — 52″
CCWH54D — 58″

- Use with CMNY36D, CMNY42D, CMNY48D, CMNY54D
- Small Cove Moulding (SCVM8) is applied to hood for a clean "finished" look
- No extended heights
- Shaded area is maple plywood, may have overspray from finishing and allows for field application of paints, tile or other decorative material; staining is NOT recommended
- This product will not be covered under warranty once alterations of any kind have been made
- **For MDF and Thermofoil door styles, item is painted maple. For Laminate door styles in Natural Maple, Sienna, Spiceberry, Linen or White finishes, item is finished maple. For Laminate door styles in Natural Cherry finish, item is finished cherry.**

INTEGRAL WOOD HOODS

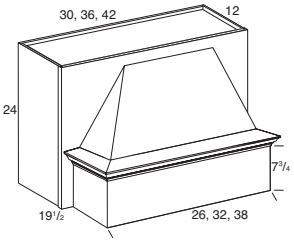

Plain Integral Wood Hood

IWH3024P
IWH3624P
IWH4224P

- Designed for installation between standard depth wall cabinets
- **For MDF and Thermofoil door styles, item is painted maple. For Laminate door styles in Natural Maple, Sienna, Spiceberry, Linen or White finishes, item is finished maple. For Laminate door styles in Natural Cherry finish, item is finished cherry.**

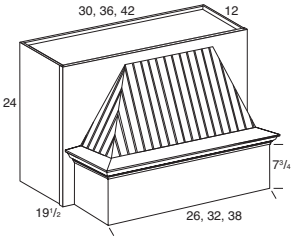

Beaded Integral Wood Hood

IWH3024B
IWH3624B
IWH4224B

- Designed for installation between standard depth wall cabinets
- **For MDF and Thermofoil door styles, item is painted maple. For Laminate door styles in Natural Maple, Sienna, Spiceberry, Linen or White finishes, item is finished maple. For Laminate door styles in Natural Cherry finish, item is finished cherry.**

INTEGRAL WOOD HOODS (continued)

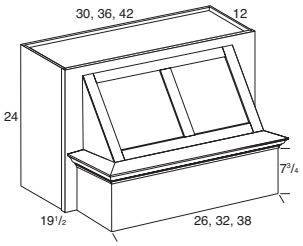

Integral Wood Hood

IWH3024
IWH3624
IWH4224

- Designed for installation between standard depth wall cabinets
- **For MDF and Thermofoil door styles, item is painted maple. For Laminate door styles in Natural Maple, Sienna, Spiceberry, Linen or White finishes, item is finished maple. For Laminate door styles in Natural Cherry finish, item is finished cherry.**

MANTLE STYLE INTEGRAL WOOD HOODS

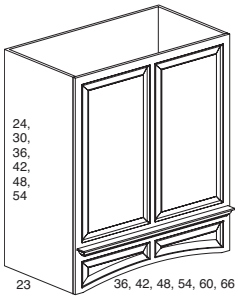

IWHM4248 RP CM NAV

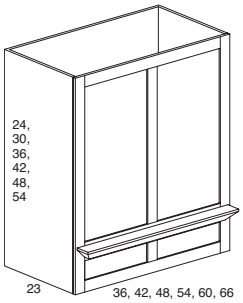

IWHM4248 FP SCM NSV

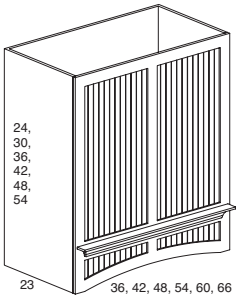

IWHM4248 BP SCVM8 NAV

IWHM3624
IWHM4224
IWHM4824
IWHM5424
IWHM6024
IWHM6624

IWHM3630
IWHM4230
IWHM4830
IWHM5430
IWHM6030
IWHM6630

IWHM3636
IWHM4236
IWHM4836
IWHM5436
IWHM6036
IWHM6636

IWHM3642
IWHM4242
IWHM4842
IWHM5442

IWHM3648
IWHM4248
IWHM4848
IWHM5448

IWHM3654
IWHM4254
IWHM4854

3 Panel Styles (Same panel restrictions as Wainscot):
Beaded — BP
Raised — RP
Flat — FP

3 Moulding Options:
SCVM8 — SCVM8
SCM — SCM
CM — CM

2 Valance Options:
Narrow Arch Valance (8¾″) — NAV
Narrow Straight Valance (8¾″) — NSV

- Available in Raised, Beaded or Flat panel designs; not door style specific
- For Thermofoil or MDF door styles, hood is painted maple
- ¾″ Plywood flush finished ends
- Cabinet does not have top
- Front Only option can be used in wainscot applications
- See page Select–2–31 for liner, fan and installation information
- Mantle ledge depth is 3"

Semi-Custom	APC	BO	ES	FCE	FDBS	FH	FI	FIMD	FO	ID	MFE	P	PCE	PWD	RD	RTK	TKA	VTK	WCM	WDSC
SEL	▲			▲					•		▲		▲							

WOOD HOOD CHIMNEYS

Chimney is 32″ high for use with 10′ ceiling and can be trimmed for 8′ or 9′ ceiling applications. Plywood construction standard. Chimney is not designed to support hood. Finish techniques are not included.

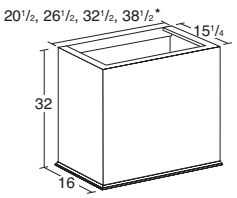

Plain Chimney

CMNY36P
CMNY42P
CMNY48P
CMNY54P

* **Actual width dimensions including moulding:**
CMNY36 — 22″
CMNY42 — 28″
CMNY48 — 34″
CMNY54 — 40″

- Hood must be ordered separately
- Use with CWH36P, CWH42P, CWH48P, CWH54P
- IC3/4 moulding is attached to chimney for decorative purposes
- **For MDF and Thermofoil door styles, item is painted maple. For Laminate door styles in Natural Maple, Sienna, Spiceberry, Linen or White finishes, item is finished maple. For Laminate door styles in Natural Cherry finish, item is finished cherry.**

WOOD HOOD CHIMNEYS (continued)

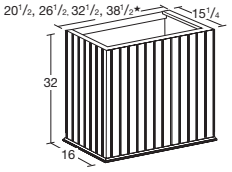

Beaded Chimney

CMNY36B
CMNY42B
CMNY48B
CMNY54B

* **Actual width dimensions including moulding:**
CMNY36 — 22″
CMNY42 — 28″
CMNY48 — 34″
CMNY54 — 40″

- Hood must be ordered separately
- Use with CWH36B, CWH42B, CWH48B, CWH54B
- IC3/4 moulding is attached to chimney for decorative purposes
- **For MDF and Thermofoil door styles, item is painted maple. For Laminate door styles in Natural Maple, Sienna, Spiceberry, Linen or White finishes, item is finished maple. For Laminate door styles in Natural Cherry finish, item is finished cherry.**

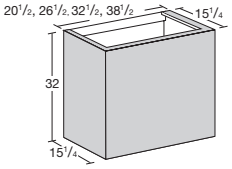

Designer Chimney

CMNY36D
CMNY42D
CMNY48D
CMNY54D

- Hood must be ordered separately
- Use with CWH36D, CWH42D, CWH48D, CWH54D
- Unfinished for field application of paint or other decorative material
- This product will not be covered under warranty once alterations of any kind have been made

PENINSULA WOOD HOOD CHIMNEYS

Chimney is 32″ high for use with 10′ ceiling and can be trimmed for 8′ or 9′ ceiling applications. Plywood construction standard. Chimney is not designed to support hood. Finish techniques are not included.

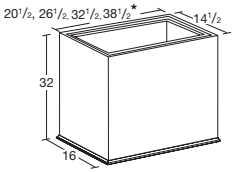

Plain Peninsula Chimney

PCMNY36P
PCMNY42P
PCMNY48P
PCMNY54P

* **Actual width dimensions including moulding:**
PCMNY36 — 22″
PCMNY42 — 28″
PCMNY48 — 34″
PCMNY54 — 40″

- Hood must be ordered separately
- Use with PCWH36P, PCWH42P, PCWH48P, PCWH54P
- IC3/4 moulding is attached to chimney for decorating purposes
- **For MDF and Thermofoil door styles, item is painted maple. For Laminate door styles in Natural Maple, Sienna, Spiceberry, Linen or White finishes, item is finished maple. For Laminate door styles in Natural Cherry finish, item is finished cherry.**

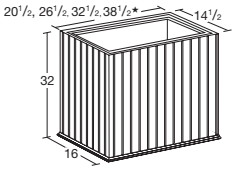

Beaded Peninsula Chimney

PCMNY36B
PCMNY42B
PCMNY48B
PCMNY54B

* **Actual width dimensions including moulding:**
PCMNY36 — 22″
PCMNY42 — 28″
PCMNY48 — 34″
PCMNY54 — 40″

- Hood must be ordered separately
- Use with PCWH36B, PCWH42B, PCWH48B, PCWH54B
- IC3/4 moulding is attached to chimney for decorating purposes
- **For MDF and Thermofoil door styles, item is painted maple. For Laminate door styles in Natural Maple, Sienna, Spiceberry, Linen or White finishes, item is finished maple. For Laminate door styles in Natural Cherry finish, item is finished cherry.**

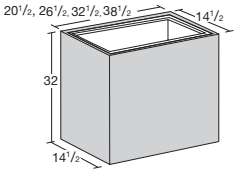

Designer Peninsula Chimney

PCMNY36D
PCMNY42D
PCMNY48D
PCMNY54D

- Hood must be ordered separately
- Use with PCWH36D, PCWH42D, PCWH48D, PCWH54D
- Unfinished for field application of paint or other decorative material
- This product will not be covered under warranty once alterations of any kind have been made

HOOD FAN AND LINER KITS

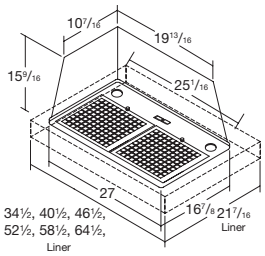

Chimney Wood Hood Fan and Liner Kit

CWHFLK36
CWHFLK42
CWHFLK48
CWHFLK54R
CWHFLK60
CWHFLK66

34½″ for (ACWH3630, ACWH3636, ACWH3642, ACWH3648, CCWH3630, CCWH3636, CCWH3642, CCWH3648, CWH36P, CWH36B, CWH36D, CWH36PNAV, CWH36BNAV, IWHM3624, IWHM3630, IWHM3636, IWHM3642, IWHM3648, IWHM3654, TWH3624, TWH3630, TWH3633, TWH3636)
40½″ for (ACWH4230, ACWH4236, ACWH4242, ACWH4248, CCWH4230, CCWH4236, CCWH4248, CWH42P, CWH42B, CWH42D, CWH42PNAV, CWH42BNAV, IWHM4224, IWHM4230, IWHM4236, IWHM4242, IWHM4248, IWHM4254, TWH4224, TWH4230, TWH4233, TWH4236)
46½″ for (ACWH4830, ACWH4836, ACWH4842, ACWH4848, CCWH4830, CCWH4836, CCWH4848, CWH48P, CWH48B, CWH48D, CWH48PNAV, CWH48BNAV, IWHM4824, IWHM4830, IWHM4836, IWHM4842, IWHM4848, IWHM4854, TWH4824, TWH4830, TWH4833, TWH4836)
52½″ for (ACWH5430, ACWH5436, ACWH5442, ACWH5448, CCWH5430, CCWH5436, CCWH5442, CCWH5448, CWH54P, CWH54B, CWH54PNAV, CWH54BNAV, IWHM5424, IWHM5430, IWHM5436, IWHM5442, IWHM5448, IWHM5454, TWH5424, TWH5430, TWH5433, TWH5436)
58½″ for (IWHM6024, IWHM6030, IWHM6036)
64½″ for (IWHM6624, IWHM6630, IWHM6636)

- Requires two 50 watt halogen lights
- 710 CFM
- 3 Speed switch
- Aluminum filter
- Sirocco fan unit (weight 35.2 lbs.)
- Noise level = 7 sone at max speed
- 8″ Diameter duct
- Liner and fan have stainless steel finish
- Top access to hood interior is required to complete installation

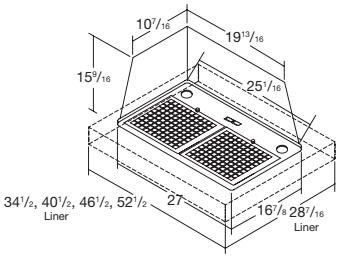

Peninsula Chimney Wood Hood Fan and Liner Kit

PCWHFLK36
PCWHFLK42
PCWHFLK48
PCWHFLK54

34½″ (for PCWH36P, PCWH36B, PCWH36D, PCWH36PNAV, PCWH36BNAV, PACWH36)
40½″ (for PCWH42P, PCWH42B, PCWH42D, PCWH42PNAV, PCWH42BNAV, PACWH42)
46½″ (for PCWH48P, PCWH48B, PCWH48D, PCWH48PNAV, PCWH48BNAV, PACWH48)
52½″ (for PCWH54P, PCWH54B, PCWH54D, PCWH54PNAV, PCWH54BNAV, PACWH54)

- Requires two 50 watt halogen lights
- 650 CFM
- 3 Speed switch
- Aluminum filter
- Sirocco fan unit (weight 35.2 lbs.)
- Noise level = 7 sone at max speed
- 8″ Diameter duct
- Liner and fan have stainless steel finish
- Top access to hood interior is required to complete installation

HOODS

For all Wood Hoods, a power fan unit with light (PFU04/PFU02) is required. A ductless conversion kit (DCK04/DCK02) must be ordered if venting inside the home. All hoods have plywood fronts and end panels. Additional moulding may be required to cover bottom plywood edges. Metal liner is sold separately.

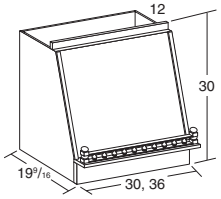

30″ High Wood Hood

WH3030
WH3630

Door Sizes for:

WH3030	TOL	12½″ x 21½″
	FOL	14⅝″ x 23⅛″
WH3630	TOL	15½″ x 21½″
	FOL	17½″ x 23⅛″

- (2) Doors must be ordered separately to field install
- Spindle Rail and Posts included; must be field installed
- Ledge is ¾″ thick and extends 2¾″ from cabinet
- **Not available in Thermofoil, Laminate and MDF door styles**

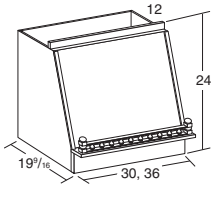

24″ High Wood Hood

WH3024
WH3624

Door Sizes for:

WH3024	TOL	12½″ x 15½″
	FOL	14⅝″ x 17⅛″
WH3624	TOL	15½″ x 15½″
	FOL	17⅝″ x 17⅛″

- (2) Doors must be ordered separately to field install
- Spindle Rail and Posts included; must be field installed
- Ledge is ¾″ thick and extends 2¾″ from cabinet
- **Not available in Thermofoil, Laminate and MDF door styles**

HOODS (continued)

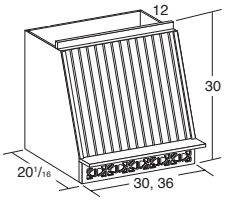

30″ High Fret Wood Hood

FWH3030
FWH3630

- Ledge is ¾″ thick and extends 2¾″ from cabinet
- **Not available in Thermofoil, Laminate and MDF door styles**

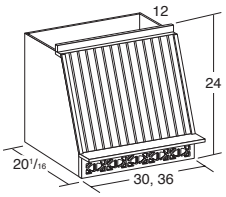

24″ High Fret Wood Hood

FWH3024
FWH3624

- Ledge is ¾″ thick and extends 2¾″ from cabinet
- **Not available in Thermofoil, Laminate and MDF door styles**

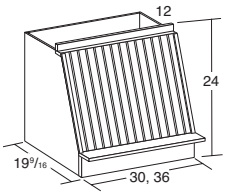

24″ High Beaded Wood Hood

BWH3024
BWH3624

- Ledge is ¾″ thick and extends 2¾″ from cabinet
- **Not available in Thermofoil, Laminate and MDF door styles**

CONTEMPORY HOODS

Contemporary Hoods are available in Thermofoil door styles only and are constructed of thermofoiled fiberboard.

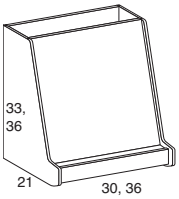

36″ & 33″ High Contemporary Hood

CH3036
CH3033
CH3636
CH3633

FOL Door Sizes for:

CH3036	13⅞″ x 26¼″
CH3033	13⅞″ x 23¼″
CH3636	16⅞″ x 26¼″
CH3633	16⅞″ x 23¼″

- (2) Doors must be ordered separately to field install
- Available in Thermofoil door styles only

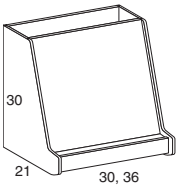

30″ High Contemporary Hood

CH3030
CH3630

FOL Door Sizes for:

CH3030	13⅞″ x 21″
CH3630	16⅞″ x 21″

- (2) Doors must be ordered separately to field install
- Available in Thermofoil door styles only

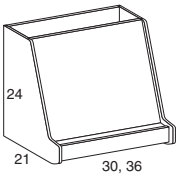

24″ High Contemporary Hood

CH3024
CH3624

FOL Door Sizes for:

CH3024	13⅞″ x 16¼″
CH3624	16⅞″ x 16¼″

- (2) Doors must be ordered separately to field install
- Available in Thermofoil door styles only

HOOD ACCESSORIES

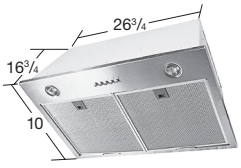

Power Fan Unit (660 CFM)

PFU06

- 660 CFM with 8″ round discharge
- Back draft damper included
- Lighted fan unit with easy clean stainless finish
- Pre-wired for electrical connection
- UL, CUL, HVI certified
- Use in IWH4224P, IWH4224B and IWH4224
- Liner must be ordered separately
- Requires Transition Elbow Duct

HOOD ACCESSORIES (continued)

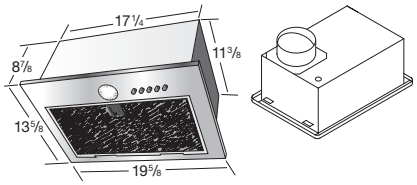

Power Fan Unit (290 CFM)

PFU04

- 290 CFM with 7″ round discharge
- Requires DCK04 ductless conversion kit for in-home venting
- Back draft damper included
- Lighted fan unit with easy clean silver metallic finish
- Pre-wired for electrical connection
- UL, CUL, HVI certified
- Used in all wood hoods on Select–2–31 and Select–2–32 and IWH3624P, IWH3624B, IWH3624, IWH3024P, IWH3024B and IWH3024
- Liner must be ordered separately
- Top access to hood interior is required to complete installation

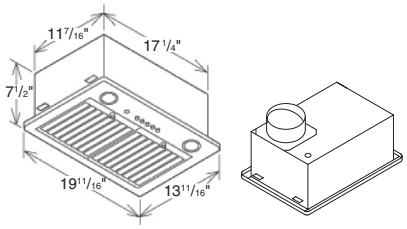

Power Fan Unit (390 CFM)

PFU02

- 390 CFM with 7″ round discharge
- Requires DCK02 ductless conversion kit for in-home venting
- Back draft damper included
- Lighted fan unit with easy clean stainless finish
- Pre-wired for electrical connection
- UL, CUL, HVI certified
- Used in all wood hoods on Select–2–31 and Select–2–32 and IWH3624P, IWH3624B, IWH3624, IWH3024P, IWH3024B and IWH3024
- Liner must be ordered separately
- Top access to hood interior is required to complete installation

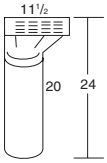

Ductless Conversion Kit

DCK02 (for PFU02)
DCK04 (for PFU04)

- Includes charcoal filter

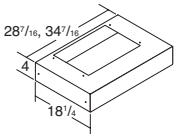

Wood Hood Liner

WHL30
WHL36

- Silver metallic in color
- Use with standard wood hoods on Select–2–31 and Select–2–32

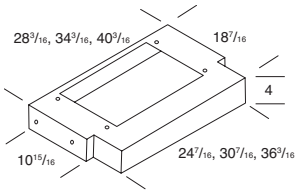

Integral Wood Hood Liner

IWHL30
IWHL36
IWHL42

- Silver metallic in color
- Use with standard Integral Wood Hoods on Select–2–28 and Select–2–29
- IWHL42 for use with PFU06 only



Transition Elbow Duct

TED812

- Silver Metallic in color
- Use with PFU06
- 8″ Diameter and 12″ in height
- Adjustable

When ordering any wood hood, it is the dealer's responsibility to verify all fire codes in your area (fire codes vary from state to state and even from city to city). Hoods should be installed at a proper level over the range and installer should account for any special needs for cook tops and grills. Be sure to match hood liner width to ensure proper ventilation. Please note that these are only recommendations and you should always reference local building codes, fire codes and manufacturer specifications for final design/applications. Recommended distance from top of cooking surface to bottom of fan unit is 24″-30″ depending on manufacturer range specifications and depth of cabinets. If installed beyond recommended distance, the fan unit will not perform effectively.

VENTAHOOD

Wellborn Cabinet, Inc. and Ventahood have partnered to bring you a stylish and contemporary selection of both hoods and accessories. Our partnership allows us to provide you with a larger selection ensuring that you will find the perfect hood for your perfect kitchen. Log onto Direct Connect and place your order today.


















THE VENT-A-HOOD DIFFERENCE

GREASE EXTRACTION

Laboratory testing of competitive units shows that only about 30% of the grease is collected in the filter during typical residential cooking.

MAGIC LUNG® VS OTHER BRANDS

The Magic Lung® centrifugal grease extractor collects 99% of the grease 100% of the time

EASY TO CLEAN

In other brands, cleaning the grease from behind the filter is nearly impossible. Access is limited by components and sharp protrusions. Even the motor gets greasy.

MAGIC LUNG® VS OTHER BRANDS

The new in-the-shield grease tray makes routine cleaning easier than ever. If desired, the Magic Lung® Blower comes apart for easy cleaning in soapy water or a dishwasher

QUIET & POWERFUL

Variable speed blowers in competitive units become louder and louder as CFM increases.

MAGIC LUNG® VS OTHER BRANDS

Each Magic Lung® blower supplies 300 CFM of air flow – combining multiple blowers will meet any air flow requirement without increasing the noise level.

FIRE SAFETY

Cooking fires are the leading cause of home fires (150,000 per year – NFPA). Filters are flammable and can sustain a secondary fire near the inlet to the blower leading to a duct fire. Fire insurance claims against filtered hoods are common.

MAGIC LUNG® VS OTHER BRANDS

The Magic Lung® Constant-Speed Blower is designed to keep grease and flame from entering the duct. In over 80 years, Vent-A-Hood has never received a report of an attic or wall fire when the Magic Lung® has been in use.

EFFICIENT

Filters in competitive units obstruct air flow and spoil the collector properties of the canopy.

MAGIC LUNG® VS OTHER BRANDS

A range hood equipped with the Magic Lung® blower system is a wide open, active collector that invites contaminants in. A proper collector is the most critical element for good cooking ventilation and requires 1/3 less air flow than a filter-style range hood.

WARRANTY

5 YEAR WARRANTY — MAGIC LUNG® VS OTHER BRANDS — 1 YEAR WARRANTY

We've got you covered with the best warranty in the industry. Vent-A-Hood has long been the most respected name in ventilation. Our products are guaranteed to work and we stand on over 80 years of manufacturing the highest quality ventilation products. Our family is devoted to your satisfaction.

Vent-A-Hood®

PRH9 under cabinet range hood – 21" deep and 9" tall

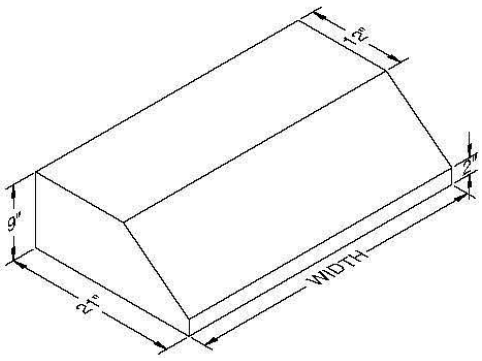

Model	Width	Color	CFM	Duct	List Price
PRH9-130SS	30"	SS	300	6"	3,036
PRH9-130BL	30"	Black	300	6"	2,393
PRH9-136SS	36"	SS	300	6"	3,036
PRH9-136BL	36"	Black	600	8"	2,393
PRH9-230SS	30"	SS	600	8"	4,214
PRH9-236SS	36"	SS	600	8"	4,214
PRH9-242SS	42"	SS	600	8"	4,607
PRH9-248SS	48"	SS	600	8"	4,750

NPH9 under cabinet range hood – 21" deep and 9" tall

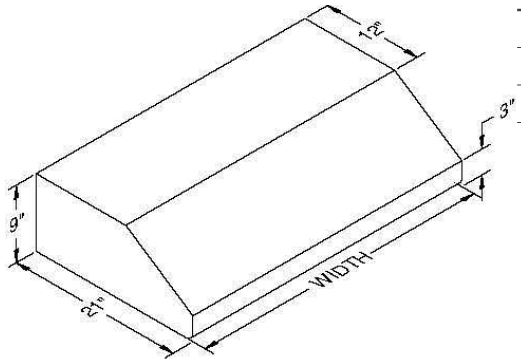

Model	Width	Color	CFM	Duct	List Price
NPH9-130SS	30"	SS	300	6"	3,821
NPH9-136SS	36"	SS	300	6"	3,821
NPH9-230SS	30"	SS	600	8"	5,036
NPH9-236SS	36"	SS	600	8"	5,036

SLH9 under cabinet range hood – 21" deep and 9" tall

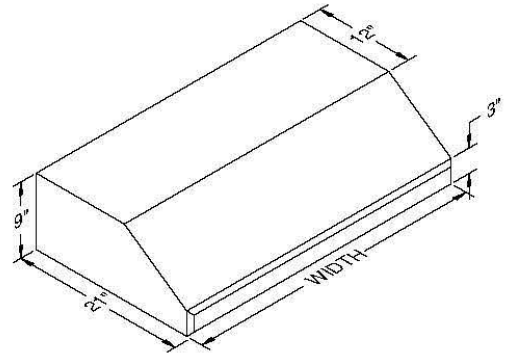

Model	Width	Color	CFM	Duct	List Price
SLH9-130SS	30"	SS	300	6"	3,821
SLH9-136SS	36"	SS	300	6"	3,821
SLH9-230SS	30"	SS	600	8"	5,036
SLH9-236SS	36"	SS	600	8"	5,036

BHSLD wall mount liner inserts – 19 1/4" deep and 12" tall

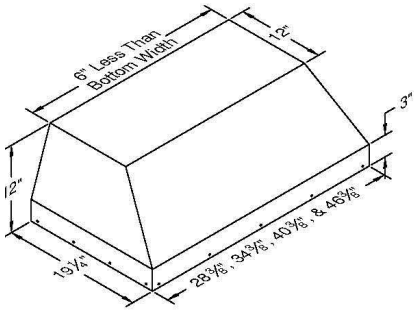

*FILLER STRIP

Model	Width	Color	CFM	Duct	List Price
BH128SLDSS	28 3/8"	SS	300	6"	3,357
*FS-28	28 3/8"	SS			79
BH134SLDSS	34 3/8"	SS	300	6"	3,357
*FS-34	34 3/8"	SS			86
BH140SLDSS	40 3/8"	SS	300	6"	3,679
*FS-40	40 3/8"	SS			93
BH228SLDSS	28 3/8"	SS	600	8"	4,536
*FS-28	28 3/8"	SS			79
BH234SLDSS	34 3/8"	SS	600	8"	4,536
*FS-34	34 3/8"	SS			86
BH240SLDSS	40 3/8"	SS	600	8"	4,857
*FS-40	40 3/8"	SS			93
BH246SLDSS	46 3/8"	SS	600	8"	5,250
*FS-46	46 3/8"	SS			100
BH252SLDSS	52 3/8"	SS	600	8"	9,250
*FS-52	52 3/8"	SS			107

BHPSLD wall mount liner inserts – 22 1/2" deep and 12" tall

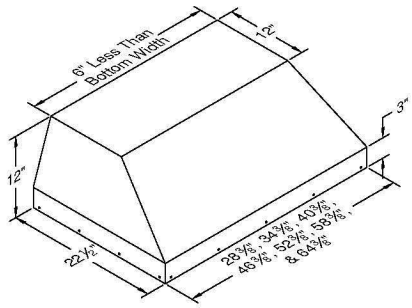

Model	Width	Color	CFM	Duct	List Price
BH228PSLDSS	28 3/8"	SS	600	8"	4,571
BH234PSLDSS	34 3/8"	SS	600	8"	4,571
BH240PSLDSS	40 3/8"	SS	600	8"	4,893
BH246PSLDSS	46 3/8"	SS	600	8"	5,250
BH346PSLDSS	46 3/8"	SS	900	6" & 8"	6,964
BH352PSLDSS	52 3/8"	SS	900	6" & 8"	8,214
BH452PSLDSS	52 3/8"	SS	1200	8" & 8"	9,393
BH458PSLDSS	58 3/8"	SS	1200	8" & 8"	10,464
BH464PSLDSS	64 3/8"	SS	1200	8" & 8"	11,143

Use VP562 transition (optional) on 900 CFM model to combine outlets into a single 10" duct
Use VP563 transition (optional) on 1200 CFM model to combine outlets into a single 12" duct

BHPSLB wall mount liner inserts – 22 1/2" deep and 12" tall

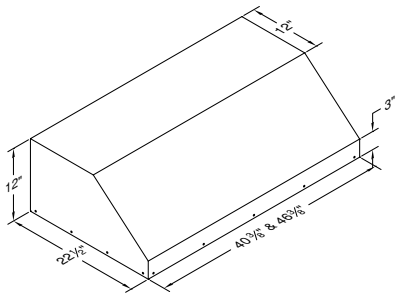

Model	Width	Color	CFM	Duct	List Price
BH340PSLBSS	40 3/8"	SS	900	6" & 8"	6,607
BH446PSLBSS	46 3/8"	SS	1200	8" & 8"	8,143

Use VP562 transition (optional) on 900 CFM model to combine outlets into a single 10" duct
Use VP563 transition (optional) on 1200 CFM model to combine outlets into a single 12" duct

THSLE island liner inserts

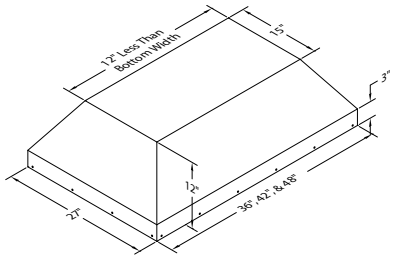

Model	Width	Color	CFM	Duct	List Price
TH236SLESS	36"	SS	550	8”	7,643
TH242SLESS	42"	SS	550	8”	7,857

VP565 transition to 8” round included.

PRH18 wall mount range hood – 24” deep and 18” tall

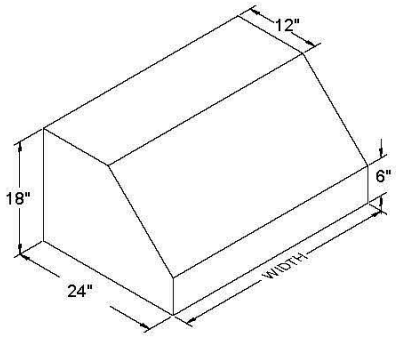

Model	Width	Color	CFM	Duct	List Price
PRH18-130SS	30”	SS	300	6”	4,929
PRH18-136SS	36”	SS	300	6”	5,000
PRH18-230SS	30”	SS	600	8”	6,107
PRH18-236SS	36”	SS	600	8”	6,179
PRH18-242SS	42”	SS	600	8”	6,607
PRH18-248SS	48”	SS	600	8”	6,893
PRH18-348SS	48”	SS	900	6” & 8”	8,607
PRH18-448SS	48”	SS	1200	8” & 8”	9,821

See Duct Cover Options on Next Page

Use VP562 transition (optional) on 900 CFM model to combine outlets into a single 10” duct
Use VP563 transition (optional) on 1200 CFM model to combine outlets into a single 12” duct

BQPRXH18 wall mount range hood – 30” deep and 18” tall

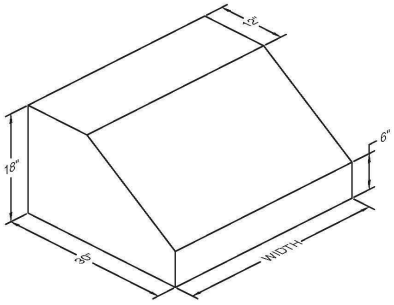

Model	Width	Color	CFM	Duct	List Price
BQPRXH18-448-SS	48”	SS	1200	8” & 8"	12,500
BQPRXH18-460-SS	60”	SS	1200	8” & 8"	14,643

See Duct Cover Options on Next Page

Use VP562 transition (optional) on 900 CFM model to combine outlets into a single 10” duct
Use VP563 transition (optional) on 1200 CFM model to combine outlets into a single 12” duct

NPH18 wall mount range hood – 24" deep and 18" tall

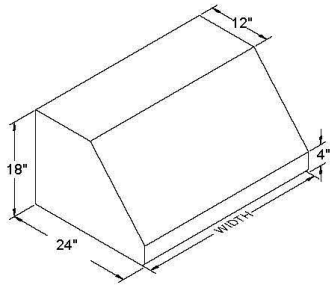

Model	Width	Color	CFM	Duct	List Price
NPH18-236SS	36"	SS	600	8"	7,393
NPH18-236HSS*	36"	SS	600	8"	8,500

* INCLUDES WARMING LIGHT BAR

See Duct Cover Options Below

SLH18 wall mount range hood – 24" deep and 18" tall

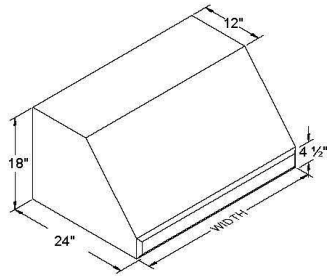

Model	Width	Color	CFM	Duct	List Price
SLH18-236	36"	SS	600	8"	7,393

See Duct Cover Options Below

duct covers for PRH18, PRXH18, NPH18 and SLH18

Model	Dimensions	Ceiling Height	List Price
WDC-30SS	30"W X 12"D X 12"H	8'	1,857
WDC-36SS	36"W X 12"D X 12"H	8'	2,000
WDC-36/24SS	36"W X 12"D X 24"H	9'	2,929

Custom Sized Duct Covers Available

JDH/C2 WALL MOUNT RANGE HOOD – 24" DEEP AND 30" TALL

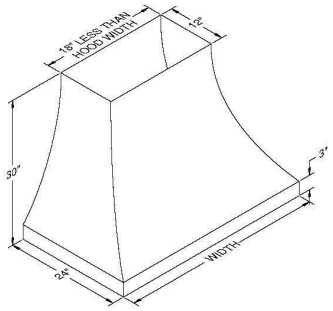

Model	Width	Color	CFM	Duct	List Price
JDH236/C2SS	36"	SS	600	8"	12,214
JDH242/C2SS	42"	SS	600	8"	13,000

PDH14 euro style wall mount hood – 21" deep and 14" tall

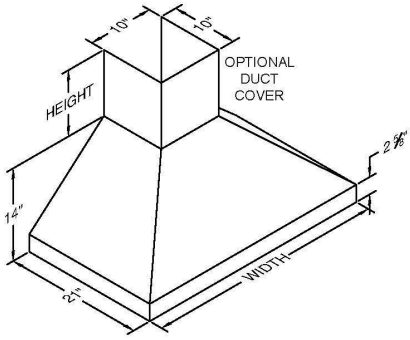

Model	Width	Color	CFM	Duct	List Price
PDH14-130SS	30"	SS	300	6"	6,286
PDH14-136SS	36"	SS	300	6"	6,393
PDH14-236SS	36"	SS	600	8"	7,571

Duct Covers:

Model	Dimensions	Ceiling Height	List Price
WDC-10/22SS	10"W X 10"D X 22"H	8'	1,571
WDC-10/34SS	10"W X 10"D X 34"H	9'	1,821

EPH18 euro style wall mount hood – 24" deep and 18" tall

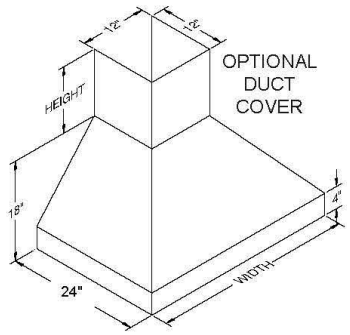

Model	Width	Color	CFM	Duct	List Price
EPH18-236SS	36"	SS	600	8"	8,857
EPH18-242SS	42"	SS	600	8"	9,357
EPH18-248SS	48"	SS	600	8"	9,607

Duct Covers:

Model	Dimensions	Ceiling Height	List Price
WDC-12/12SS	12"W X 12"D X 12"H	8'	1,393
WDC-12/24SS	12"W X 12"D X 24"H	9'	1,714
WDC-12/36SS	12"W X 12"D X 36"H	10'	2,000

NEPH18 euro style wall mount hood – 24" deep and 18" tall

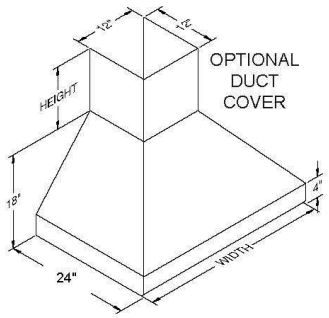

Model	Width	Color	CFM	Duct	List Price
NEPH18-236SS	36"	SS	600	8"	9,500

Duct Covers:

Model	Dimensions	Ceiling Height	List Price
WDC-12/12SS	12"W X 12"D X 12"H	8'	1,393
WDC-12/24SS	12"W X 12"D X 24"H	9'	1,714
WDC-12/36SS	12"W X 12"D X 36"H	10'	2,000

EPIH18 euro style island hood – 30" deep and 18" tall

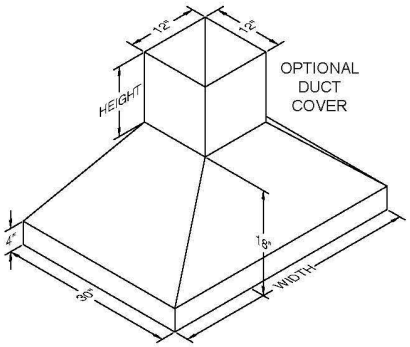

Model	Width	Color	CFM	Duct	List Price
EPIH18-242SS	42"	SS	550	8"	12,214
EPIH18-248SS	48"	SS	550	8"	12,893

VP565 transition to 8" round included.

Duct Covers:

Model	Dimensions	Ceiling Height	List Price
IDC-12/12SS	12"W X 12"D X 12"H	8'	1,429
IDC-12/24SS	12"W X 12"D X 24"H	9'	1,750
IDC-12/36SS	12"W X 12"D X 36"H	10'	2,107

K SERIES FEATURES:

- 250 CFM (375 Equivalent)
- Back Vent or Top Vent
- Efficient
- Easy cleaning
- 50 watt halogen lights feature a dual switch for dimming to 25 watts
- Equipped with the SensaSource® heat sensor
- One year warranty
- Designed for light to moderate cooking

KHSLD wall mount liner inserts – 18" deep and 6" tall

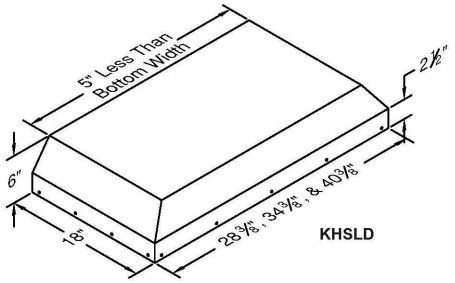

Model	Width	Color	CFM	Duct	List Price
KH28SLDSS	28 3/8"	SS	250	3 1/4" X 10" Vertical or Horizontal	1,929
KH34SLDSS	34 3/8"	SS	250		1,929
KH40SLDSS	40 3/8"	SS	250		2,250

Optional Trim Kits (SS):

Model	Description	List Price
TKK28SLDSS	Trim Kit for KH28SLD-SS	64
TKK34SLDSS	Trim Kit for KH34SLD-SS	64
TKK40SLDSS	Trim Kit for KH40SLD-SS	68

PRH6–K under cabinet range hood– 19 1/2" deep and 6" tall

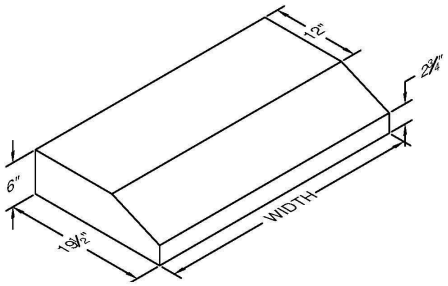

Model	Width	Color	CFM	Duct	List Price
PRH6-K30BL	30"	Black	250	3 1/4" X10" Vertical or Horizontal	1,643
PRH6-K30SS	30"	SS	250		2,036
PRH6-K36BL	36"	Black	250		1,643
PRH6-K36SS	36"	SS	250		2,036

SLH6–K under cabinet range hood– 19 1/2" deep and 6" tall

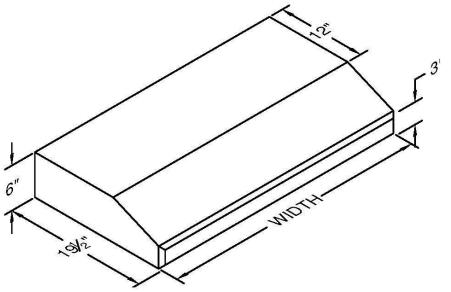

Model	Width	Color	CFM	Duct	List Price
SLH6-K30SS	30"	SS	250	3 1/4" X 10" Vertical or Horizontal	2,036
SLH6-K30WH	30"	White	250		1,643
SLH6-K30BL	30"	Black	250		1,643
SLH6-K36SS	36"	SS	250		2,036
SLH6-K36WH	36"	White	250		1,643
SLH6-K36BL	36"	Black	250		1,643

STOCK ITEM CATALOG

WALL LOUVER

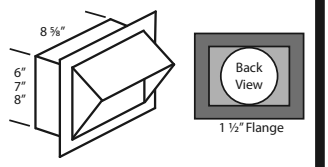

MODEL	DESCRIPTION	LIST PRICE
VP526	6" Round	221
VP527	7" Round	221
VP528	8" Round	221

WALL LOUVER

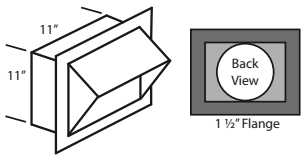

MODEL	DESCRIPTION	LIST PRICE
VP554	10" Round	379

WALL LOUVER

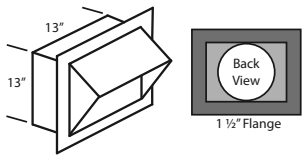

MODEL	DESCRIPTION	LIST PRICE
VP555	12" Round	379

RECTANGULAR WALL LOUVER

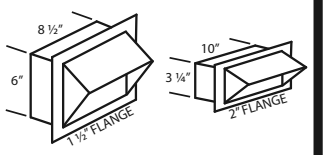

MODEL	DESCRIPTION	LIST PRICE
VP538	6" x 8-1/2"	221
VP560	3-1/4" x 10"	193

LOW PROFILE ROOF JACK (MAXIMUM 4/12 PITCH)

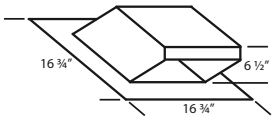

MODEL	DESCRIPTION	LIST PRICE
VP539	6" Round	268
VP540	7" Round	268
VP541	8" Round	268

LOW PROFILE ROOF JACK (MAXIMUM 4/12 PITCH)

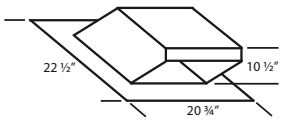

MODEL	DESCRIPTION	LIST PRICE
VP552	10" Round	371
VP553	12" Round	371

LOW PROFILE ROOF JACK (MINIMUM 4/12 PITCH)

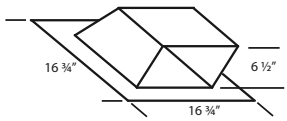

MODEL	DESCRIPTION	LIST PRICE
VP539-HP	6" Round	268
VP540-HP	7" Round	268
VP541-HP	8" Round	268

LOW PROFILE ROOF JACK (MINIMUM 4/12 PITCH)

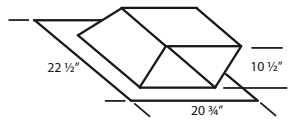

MODEL	DESCRIPTION	LIST PRICE
VP552-HP	10" Round	371
VP553-HP	12" Round	371

MULTI-BLOWER TRANSITION

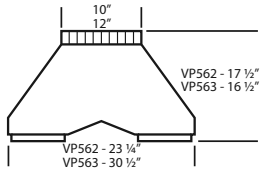

MODEL	DESCRIPTION	LIST PRICE
VP562	6" & 8" to 10"	554
VP563	8" & 8" to 12"	554

BACK/SIDE VENT ELBOW

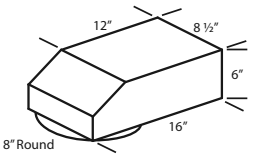

MODEL	DESCRIPTION	LIST PRICE
VP561	8" to 6" x 8-1/2"	93

3 ¼" x 10" TO 7" TRANSITION

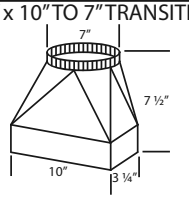

MODEL	DESCRIPTION	LIST PRICE
VP521	3-1/4" x 10 to 7"	93

MOTORS

PART NO.	DESCRIPTION	LIST PRICE
P1301-1	SINGLE SPEED WHITE MOTOR (CW)	307
P1301-2	TWO SPEED WHITE MOTOR (CW)	307
P1302-1	BLACK MOTOR (CCW)	307
P1315	K SERIES MOTOR	368
P1900	ADAPTER (AMP PLUG/TWO PRONG PLUG)	14

BLOWER WHEELS

PART NO.	DESCRIPTION	LIST PRICE
P1305	WHITE BLOWER WHEEL (CW)	75
P1306	BLACK BLOWER WHEEL (CCW)	75
P1307	K SERIES BLOWER WHEEL	75

BLOWER HOUSINGS

PART NO.	DESCRIPTION	LIST PRICE
P1029E	B100/T200 BLOWER HSG w/DAMPER	207
P1028E	B200/T400 BLOWER HSG w/DAMPERS	396
P1030E	T200 REVERSE HSG w/DAMPER	207

BLOWER SHIELDS

PART NO.	DESCRIPTION	LIST PRICE
P1027E	B100/T200 SHIELD (STAINLESS)	71
P1026E	B200/T400 SHIELD (STAINLESS)	93

SWITCHES AND CONTROLS

PART NO.	DESCRIPTION	LIST PRICE
P1430	SWITCH FOR SINGLE SPEED WHITE MOTOR	15
P1431	SWITCH FOR SINGLE SPEED BLACK MOTOR	15
P1433	SWITCH FOR TWO SPEED WHITE MOTOR	19
P1434	SWITCH FOR HALOGEN LIGHTS	19

LIGHT BULBS

PART NO.	DESCRIPTION	LIST PRICE
P1110	GU10 HALOGEN BULB, 50 WATT	41
P1130	PAR20 HALOGEN BULB, 50 WATT	41

LIGHT FIXTURE COMPONENTS

PART NO.	DESCRIPTION	LIST PRICE
P1105	FS-2 STARTER	8
P1123	PAR20 HALOGEN LAMP SOCKET	15
P1124	GU10 HALOGEN LAMP SOCKET	24

BACK DRAFT DAMPERS

PART NO.	DESCRIPTION	LIST PRICE
P1031	NYLON POLYMER DAMPER	19

OTHER MISCELLANEOUS ITEMS

PART NO.	DESCRIPTION	LIST PRICE
SS KIT	STAINLESS STEEL SCRATCH REPAIR KIT	30
SS64	STAINLESS STEEL MAGIC (CAN)	45
AW101	"T" HANDLE 1/8" HEX WRENCH	38

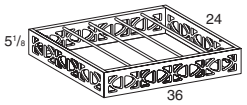

Hanging Pot Rack

HPR3624

- Rack is ¾″ solid wood
- Mounting hardware not included
- Mounting rods are ¾″ dowel



Light Box

LB3624

- ¾″ solid wood
- Suspension hardware and light fixture are not included

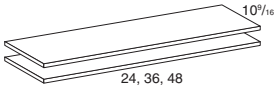

Plywood Shelf Kit

PS24KIT
PS36KIT
PS48KIT

- 2 Shelves and shelf clips
- Shelves are ¾″ veneered plywood with a natural finish
- Edge banded on one long side
- Fits standard base and wall cabinets
- **Not available in Thermofoil, Laminate and MDF**
- More sizes available in the Replacement Shelves section

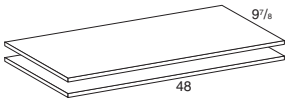

Peninsula Plywood Wall Shelf Kit

PPWSKIT

- 2 Shelves and shelf clips
- Shelves are ¾″ veneered plywood with a natural finish
- Edge banded on 2 long sides for peninsula wall cabinets
- **Not available in Thermofoil, Laminate and MDF**
- More sizes available in the Replacement Shelves section

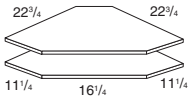

Diagonal Corner Plywood Shelf Kit

DCPSKIT

- 2 Shelves
- Use shelf clips from existing cabinet
- Shelves are ¾″ veneered plywood with a natural finish
- Edge banded on front edge
- **Not available in Thermofoil, Laminate and MDF**
- More sizes available in the Replacement Shelves section

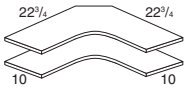

Easy Reach Corner Plywood Shelf Kit

ERCPSKIT

For Thermofoil door styles, shelves are thermofoiled fiberboard. For MDF door styles, shelves are finished maple. For Laminate door styles in Natural Maple, Sienna, Spiceberry, Linen or White finishes, item is finished maple. For Laminate door styles in Natural Cherry finish, item is finished cherry.

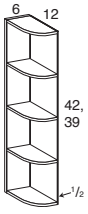

Left Shown

42″ & 39″ High Whatnot Shelf

WN42
WN39

- L or R reversibility
- 5½″ Corner radius
- ¾″ Solid wood shelves
- WN42 has 9 9/16″ space between shelves
- WN39 has 8 13/16″ space between shelves
- RD/ID options change depth only – width will not change

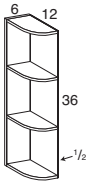

Left Shown

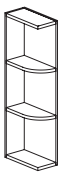

Square Top/Bottom Shelf Option Available

36″ High Whatnot Shelf

WN36

- L or R reversibility
- 5½″ Corner radius
- ¾″ Solid wood shelves
- WN36 has 11″ space between shelves
- RD/ID options change depth only – width will not change

Semi-Custom	APC	BO	ES	FCE	FDBS	FH	FI	FIMD	FO	ID	MFE	P	PCE	PWD	RD	RTK	TKA	VTK	WCM	WDSC
SEL	▲						▲			•			▲		•					

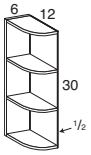

Left Shown

30″ High Whatnot Shelf

WN30

- L or R reversibility
- 5½″ Corner radius
- ¾″ Solid wood shelves
- WN30 has 9″ space between shelves
- RD/ID options change depth only – width will not change

Semi-Custom	APC	BO	ES	FCE	FDBS	FH	FI	FIMD	FO	ID	MFE	P	PCE	PWD	RD	RTK	TKA	VTK	WCM	WDSC
SEL	▲						▲			•			▲		•					

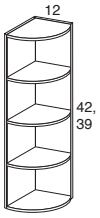

42″ & 39″ High Wall Whatnot Shelf

WWN42
WWN39

- L or R reversibility
- 12″ Depth
- ¾″ Plywood shelves
- WWN42 has 9⁹⁄₁₆″ space between shelves
- WWN39 has 8¹³⁄₁₆″ space between shelves
- RD/ID options change width and depth of shelf

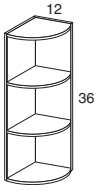

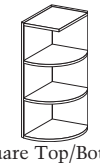
Square Top/Bottom
Shelf Option Available

36″ High Wall Whatnot Shelf

WWN36

- L or R reversibility
- 12″ Depth
- ¾″ Plywood shelves
- WWN36 has 11″ space between shelves
- RD/ID options change width and depth of shelf

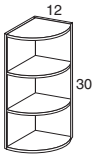

30″ High Wall Whatnot Shelf

WWN30

- L or R reversibility
- 12″ Depth
- ¾″ Plywood shelves
- WWN30 has 9″ space between shelves
- RD/ID options change width and depth of shelf

Semi-Custom	APC	BO	ES	FCE	FDBS	FH	FI	FIMD	FO	ID	MFE	P	PCE	PWD	RD	RTK	TKA	VTK	WCM	WDSC
SEL	▲						▲			•			▲		•					

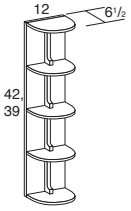

42″ & 39″ High Peninsula Whatnot Shelf

PWN42
PWN39

- 6½″ Depth
- PWN42 has 9⁹⁄₁₆″ space between shelves
- PWN39 has 8¹³⁄₁₆″ space between shelves

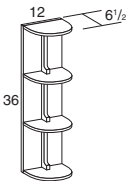

36″ High Peninsula Whatnot Shelf

PWN36

- 6½″ Depth
- PWN36 has 11″ space between shelves

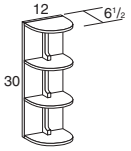

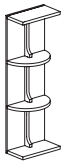
Square Top/Bottom
Shelf Option Available

30″ High Peninsula Whatnot Shelf

PWN30

- 6½″ Depth
- PWN30 has 9″ space between shelves

Semi-Custom	APC	BO	ES	FCE	FDBS	FH	FI	FIMD	FO	ID	MFE	P	PCE	PWD	RD	RTK	TKA	VTK	WCM	WDSC
SEL	▲						▲						▲							

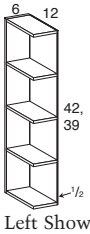

Left Shown

42" & 39" High Square Whatnot Shelves

SWN42
SWN39

- L or R reversibility
- ¾" Solid wood shelves
- ID/RD options change depth only — width will not change
- SWN42 has 9⁹⁄₁₆" between shelves
- SWN39 has 8¹³⁄₁₆" between shelves
- SWN36 has 11" between shelves
- SWN30 has 9" between shelves
- **For Thermofoil door styles, shelves are thermofoiled fiberboard**
- **For MDF door styles, shelves are painted maple**

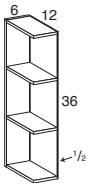

Left Shown

36" High Square Whatnot Shelf

SWN36

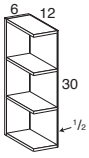

Left Shown

30" High Square Whatnot Shelf

SWN30

Semi-Custom	APC	BO	ES	FCE	FDBS	FH	FI	FIMD	FO	ID	MFE	P	PCE	PWD	RD	RTK	TKA	VTK	WCM	WDSC
SEL	▲						▲			•			▲		•					

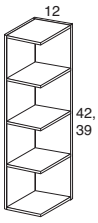

42" & 39" High Wall Square Whatnot Shelves

WSWN42
WSWN39

- L or R reversibility
- ¾" Plywood shelves
- ID/RD options change width and depth of shelf
- WSWN42 has 9⁹⁄₁₆" between shelves
- WSWN39 has 8¹³⁄₁₆" between shelves
- WSWN36 has 11" between shelves
- WSWN30 has 9" between shelves
- **For Thermofoil door styles, shelves are thermofoiled fiberboard**
- **For MDF door styles, shelves are painted maple**

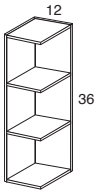

36" High Wall Square Whatnot Shelf

WSWN36

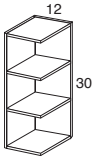

30" High Wall Square Whatnot Shelf

WSWN30

Semi-Custom	APC	BO	ES	FCE	FDBS	FH	FI	FIMD	FO	ID	MFE	P	PCE	PWD	RD	RTK	TKA	VTK	WCM	WDSC
SEL	▲						▲			•			▲		•					

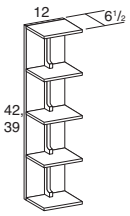

42" & 39" High Peninsula Square Whatnot Shelves

PSWN42
PSWN39

- 6½" Depth
- ¾" Plywood shelves
- PSWN42 has 9⁹⁄₁₆" space between shelves
- PSWN39 has 8¹³⁄₁₆" space between shelves
- PSWN36 has 11" space between shelves
- PSWN30 has 9" space between shelves
- **For Thermofoil door styles, shelves are thermofoiled fiberboard**
- **For MDF door styles, shelves are painted maple**

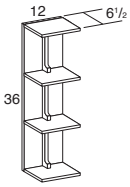

36" High Peninsula Square Whatnot Shelf

PSWN36

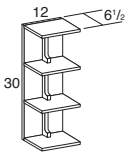

30" High Peninsula Square Whatnot Shelf

PSWN30

Semi-Custom	APC	BO	ES	FCE	FDBS	FH	FI	FIMD	FO	ID	MFE	P	PCE	PWD	RD	RTK	TKA	VTK	WCM	WDSC
SEL	▲												▲							

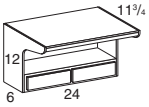

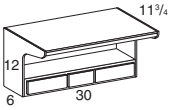

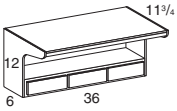



Drawer Shelf Unit

DSU24 (2 Drawers)

DSU30 (3 Drawers)

DSU36 (3 Drawers)

- ¾" Plywood end panels, top and bottom
- Drawer height is 2⅜"
- Top unfinished
- Wood drawers with glue and staple construction
- Drawer front has step edge profile that complements door styles, but is not identical
- **Not available in Thermofoil, Laminate and MDF**

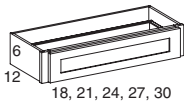

Furniture Drawer Unit

FDU18
FDU21
FDU24
FDU27
FDU30

1 Drawer

- Drawer front matches door style
- Cabinet end panels have ¼" reveal

Semi-Custom	APC	BO	ES	FCE	FDBS	FH	FI	FIMD	FO	ID	MFE	P	PCE	PWD	RD	RTK	TKA	VTK	WCM	WDSC
SEL	▲	•	•	•					•	•	•		▲							▲

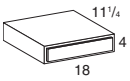

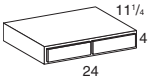

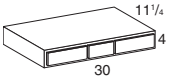

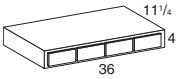

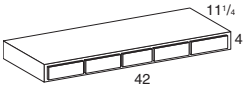



Cassette Drawer Unit

CDU18 (1 drawer)
CDU24 (2 drawers)

CDU30 (3 drawers)

CDU36 (4 drawers)

CDU42 (5 drawers)

- ¾" Finished plywood end panels, top and bottom
- Drawer box is ½" natural finished hardwood
- Drawer front has step edge profile that complements door styles, but is not identical
- Will mount between wall cabinets for shelf design or on Tambour Desk Unit
- **For MDF and Thermofoil door styles, item is painted maple. For Laminate door styles in Natural Maple, Sienna, Spiceberry, Linen or White finishes, item is finished maple. For Laminate door styles in Natural Cherry finish, item is finished cherry.**

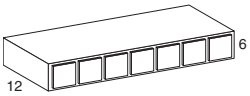

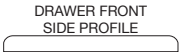

Drawer Unit

DU18 (3 drawers)
DU24 (4 drawers)
DU30 (5 drawers)
DU36 (6 drawers)
DU42 (7 drawers)

- ¾" Finished plywood end panels, top and bottom
- Drawer box is ½" natural finished plywood
- Drawer front has eased edge profile that complements door styles, but is not identical
- Will mount between wall cabinets for shelf design or on Tambour Desk Unit
- **Not for vertical applications**
- **For MDF and Thermofoil door styles, item is painted maple. For Laminate door styles in Natural Maple, Sienna, Spiceberry, Linen or White finishes, item is finished maple. For Laminate door styles in Natural Cherry finish, item is finished cherry.**

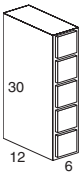

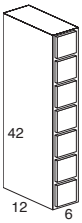

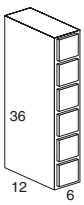

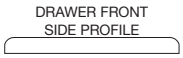

Spice Drawer Wall Cabinet

SDWC630 (5 drawers)

SDWC636 (6 drawers)

SDWC642 (7 drawers)

- Sides, top and bottom have ¾" plywood frameless construction
- Drawers are ½" plywood with natural finish
- Drawer fronts have an eased edge profile that complements door styles, but is not identical
- Cabinet has finished plywood ends
- **Not for horizontal applications**
- **For MDF and Thermofoil door styles, item is painted maple. For Laminate door styles in Natural Maple, Sienna, Spiceberry, Linen or White finishes, item is finished maple. For Laminate door styles in Natural Cherry finish, item is finished cherry.**

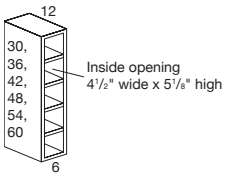

Wall Open Shelf Cabinet

WOSC630 (5 shelves)
WOSC636 (6 shelves)
WOSC642 (7 shelves)
WOSC648 (8 shelves)
WOSC654 (9 shelves)
WOSC660 (10 shelves)

- ¾" Plywood top, sides, bottom and back
- Frameless construction
- Can be used for vertical or horizontal applications
- **For MDF and Thermofoil door styles, item is painted maple. For Laminate door styles in Natural Maple, Sienna, Spiceberry, Linen or White finishes, item is finished maple. For Laminate door styles in Natural Cherry finish, item is finished cherry.**

Semi-Custom	APC	BO	ES	FCE	FDBS	FH	FI	FIMD	FO	ID	MFE	P	PCE	PWD	RD	RTK	TKA	VTK	WCM	WDSC
SEL	▲	▲		▲			▲			•	▲		▲		•					

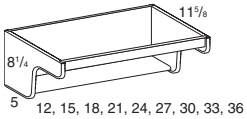

Contemporary Condiment Shelf

CCS12
CCS15
CCS18
CCS21
CCS24
CCS27
CCS30
CCS33
CCS36

- ¾" Solid wood ends, shelf and rail
- Back is ¼" plywood
- No top
- Top and bottom of shelf is finished
- **For MDF and Thermofoil door styles, item is painted maple. For Laminate door styles in Natural Maple, Sienna, Spiceberry, Linen or White finishes, item is finished maple. For Laminate door styles in Natural Cherry finish, item is finished cherry.**

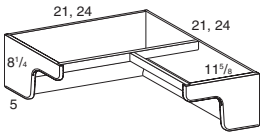

Corner Contemporary Condiment Shelf

CCCS2121
CCCS2424

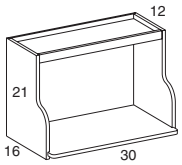

Appliance Cabinet

AC30

- ¾" Finished plywood end panels, interior, top and bottom
- **For MDF and Thermofoil door styles, item is painted maple. For Laminate door styles in Natural Maple, Sienna, Spiceberry, Linen or White finishes, item is finished maple. For Laminate door styles in Natural Cherry finish, item is finished cherry.**

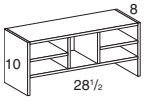

Organizer Unit

OU28.5

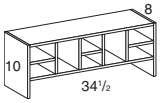

OU34.5

- ½" Solid wood
- Will mount underneath wall cabinet or inside Tambour Roll Top Desk Unit
- Finished interior, top and end panels
- **For MDF and Thermofoil door styles, item is painted maple. For Laminate door styles in Natural Maple, Sienna, Spiceberry, Linen or White finishes, item is finished maple. For Laminate door styles in Natural Cherry finish, item is finished cherry.**

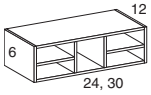

Wall Organizer Unit

WOU24
WOU30

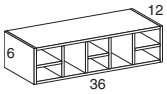

WOU36

- ½" Solid wood
- Will mount underneath wall cabinet
- Finished interior, top and end panels
- **For MDF and Thermofoil door styles, item is painted maple. For Laminate door styles in Natural Maple, Sienna, Spiceberry, Linen or White finishes, item is finished maple. For Laminate door styles in Natural Cherry finish, item is finished cherry.**

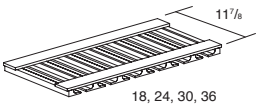

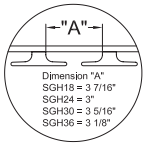

Stem Glass Holder

SGH18 (fits 18″ wide wall cabinets)
SGH24 (fits 24″ wide wall cabinets)
SGH30 (fits 30″ wide wall cabinets)
SGH36 (fits 36″ wide wall cabinets)

- ¾″ Solid wood
- Ends are finished
- Fully assembled
- 1 11/16″ High
- Mounts beneath wall cabinet
- **For MDF and Thermofoil door styles, item is painted maple. For Laminate door styles in Natural Maple, Sienna, Spiceberry, Linen or White finishes, item is finished maple. For Laminate door styles in Natural Cherry finish, item is finished cherry.**

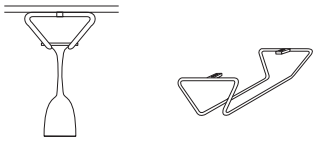

Stem Glass Holder

SGH4BR (Brass)
SGH4CH (Powdercoat Gray)

- Open at both ends for access
- Units may be placed end-to-end for island and certain bar applications
- Includes (2) #8 x ½″ screws
- 4″ wide, 11½″ deep, 1⅜″ high

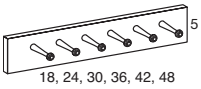

Mug Holder

MH18 (3 Pegs)
MH24 (4 Pegs)
MH30 (5 Pegs)
MH36 (6 Pegs)
MH42 (8 Pegs)
MH48 (9 Pegs)

- ¾″ Thick solid wood
- **For MDF and Thermofoil door styles, item is painted maple. For Laminate door styles in Natural Maple, Sienna, Spiceberry, Linen or White finishes, item is finished maple. For Laminate door styles in Natural Cherry finish, item is finished cherry.**

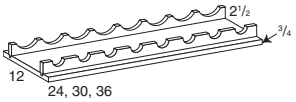

Bottle Rack

BR24 (5 Bottles)
BR30 (7 Bottles)
BR36 (8 Bottles)

- ¾″ Plywood bottom
- Edge banded on front edge and both ends
- Racks are ¾″ solid wood
- **Must install between or in cabinets**
- **For MDF and Thermofoil door styles, item is painted maple. For Laminate door styles in Natural Maple, Sienna, Spiceberry, Linen or White finishes, item is finished maple. For Laminate door styles in Natural Cherry finish, item is finished cherry.**

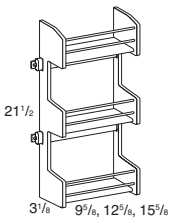

Wood Spice Rack

WSR15 (for W1530, W3030, W3330)
WSR18 (for W1830, W3630, W3930)
WSR21 (for W2130, W4230)

- Natural finished solid wood with chrome rails
- Installation hardware included
- Can be used in full height base cabinets in widths noted

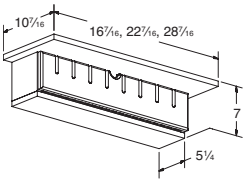

Charging Station Insert

CSI18 (fits 18″ wide wall cabinets)
CSI24 (fits 24″ wide wall cabinets)
CSI30 (fits 30″ wide wall cabinets)

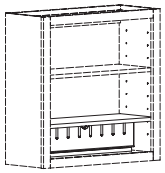

Installed in Cabinet

- Finished plywood and hardwood
- Fits standard and Finished Interior wall cabinets. Minimum height = 24″
- If Finished Interior is specified the species and finish will match that of the order
- Top serves as a fixed shelf
- Slotted front for cables is hinged and held closed with a magnetic catch

Semi-Custom	APC	BO	ES	FCE	FDBS	FH	FI	FIMD	FO	ID	MFE	P	PCE	PWD	RD	RTK	TKA	VTK	WCM	WDSC
SEL	▲						•													

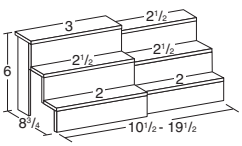

Tiered Spice Storage Shelf

TSSS

- Fits in cabinet minimum of 12″ wide
- Natural finish
- Solid wood

Note: All valance backs are stained and sealed

Scallop Valance



SV36 (trimmable to 25″)
SV48 (trimmable to 37″)
SV72 (trimmable to 49″)

- ¾″ Thick
- **For MDF and Thermofoil door styles, item is painted maple. For Laminate door styles in Natural Maple, Sienna, Spiceberry, Linen or White finishes, item is finished maple. For Laminate door styles in Natural Cherry finish, item is finished cherry.**

Cottage Scallop Valance

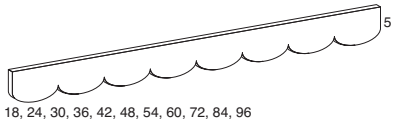

CSV18	**CSV36**	**CSV54**	**CSV84**
CSV24	**CSV42**	**CSV60**	**CSV96**
CSV30	**CSV48**	**CSV72**	

- ¾″ Thick
- **For MDF and Thermofoil door styles, item is painted maple. For Laminate door styles in Natural Maple, Sienna, Spiceberry, Linen or White finishes, item is finished maple. For Laminate door styles in Natural Cherry finish, item is finished cherry.**

Fret Valance

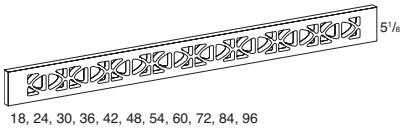

FV18 (trimmable to 13″)
FV24 (trimmable to 19″)
FV30 (trimmable to 25″)
FV36 (trimmable to 31″)
FV42 (trimmable to 37″)
FV48 (trimmable to 43″)
FV54 (trimmable to 49″)
FV60 (trimmable to 49″)
FV72 (trimmable to 61″)
FV84 (trimmable to 73″)
FV96 (trimmable to 85″)

- ¾″ Thick
- **For MDF and Thermofoil door styles, item is painted maple. For Laminate door styles in Natural Maple, Sienna, Spiceberry, Linen or White finishes, item is finished maple. For Laminate door styles in Natural Cherry finish, item is finished cherry.**

Valance

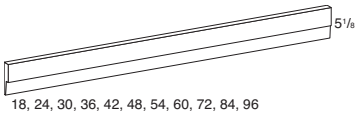

V18	**V36**	**V54**	**V84**
V24	**V42**	**V60**	**V96**
V30	**V48**	**V72**	

- ¾″ Thick
- **For MDF and Thermofoil door styles, item is painted maple. For Laminate door styles in Natural Maple, Sienna, Spiceberry, Linen or White finishes, item is finished maple. For Laminate door styles in Natural Cherry finish, item is finished cherry.**

Arch Fret Valance

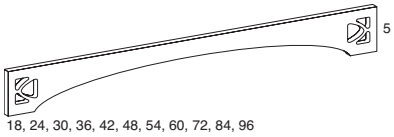

AF18	**AF36**	**AF54**	**AF84**
AF24	**AF42**	**AF60**	**AF96**
AF30	**AF48**	**AF72**	

- ¾″ Thick
- **Not trimmable**
- **For MDF and Thermofoil door styles, item is painted maple. For Laminate door styles in Natural Maple, Sienna, Spiceberry, Linen or White finishes, item is finished maple. For Laminate door styles in Natural Cherry finish, item is finished cherry.**

Standard Furniture Valance

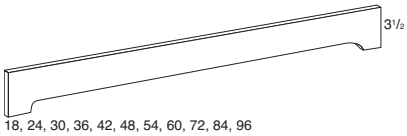

SFV18	**SFV36**	**SFV54**	**SFV84**
SFV24	**SFV42**	**SFV60**	**SFV96**
SFV30	**SFV48**	**SFV72**	

- ¾″ Thick
- **Not trimmable**
- **For MDF and Thermofoil door styles, item is painted maple. For Laminate door styles in Natural Maple, Sienna, Spiceberry, Linen or White finishes, item is finished maple. For Laminate door styles in Natural Cherry finish, item is finished cherry.**

Arch Valance

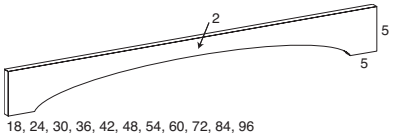

AV18	**AV36**	**AV54**	**AV84**
AV24	**AV42**	**AV60**	**AV96**
AV30	**AV48**	**AV72**	

- ¾″ Thick
- **For MDF and Thermofoil door styles, item is painted maple. For Laminate door styles in Natural Maple, Sienna, Spiceberry, Linen or White finishes, item is finished maple. For Laminate door styles in Natural Cherry finish, item is finished cherry.**

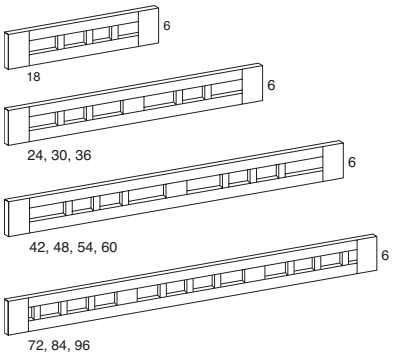

Shaker Valance

SKRV18 (trimmable to 15″)
SKRV24 (trimmable to 21″)
SKRV30 (trimmable to 27″)
SKRV36 (trimmable to 33″)
SKRV42 (trimmable to 39″)
SKRV48 (trimmable to 45″)
SKRV54 (trimmable to 51″)
SKRV60 (trimmable to 57″)
SKRV72 (trimmable to 69″)
SKRV84 (trimmable to 81″)
SKRV96 (trimmable to 93″)

- ¾″ Thick
- **For MDF and Thermofoil door styles, item is painted maple. For Laminate door styles in Natural Maple, Sienna, Spiceberry, Linen or White finishes, item is finished maple. For Laminate door styles in Natural Cherry finish, item is finished cherry.**

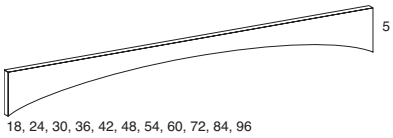

Cove Valance

CV18	**CV36**	**CV54**	**CV84**
CV24	**CV42**	**CV60**	**CV96**
CV30	**CV48**	**CV72**	

- ¾″ Thick
- Not trimmable
- **For MDF and Thermofoil door styles, item is painted maple. For Laminate door styles in Natural Maple, Sienna, Spiceberry, Linen or White finishes, item is finished maple. For Laminate door styles in Natural Cherry finish, item is finished cherry.**

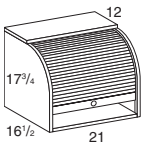

Counter Organizer

CO

- Includes a wooden knob
- ¾″ Wood on sides, top and bottom
- Will rest on counter
- Finished on all sides and interior
- **For MDF and Thermofoil door styles, item is painted maple. For Laminate door styles in Natural Maple, Sienna, Spiceberry, Linen or White finishes, item is finished maple. For Laminate door styles in Natural Cherry finish, item is finished cherry.**

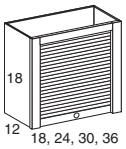

Tambour Storage Unit

TSU18	**TSU30**
TSU24	**TSU36**

- Includes a wooden knob
- Opening height w/tambour up is 14½″
- **For MDF and Thermofoil door styles, item is painted maple. For Laminate door styles in Natural Maple, Sienna, Spiceberry, Linen or White finishes, item is finished maple. For Laminate door styles in Natural Cherry finish, item is finished cherry.**

Semi-Custom	APC	BO	ES	FCE	FDBS	FH	FI	FIMD	FO	ID	MFE	P	PCE	PWD	RD	RTK	TKA	VTK	WCM	WDSC
SEL	▲		•				•			•	▲		▲		•					

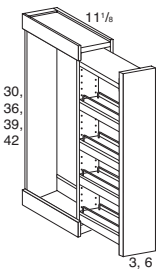

Wall Filler Pullout

WFP330	**WFP630** (3 adjustable shelves)
WFP336	**WFP636** (4 adjustable shelves)
WFP339	**WFP639** (5 adjustable shelves)
WFP342	**WFP642** (5 adjustable shelves)

- Natural finished wood with chrome rails
- An overlay filler trim is recommended for full overlay door styles
- Can be installed next to a cabinet with Flush Cabinet End option by omitting supplied spacers
- Moulding must be top mounted
- Full extension slides
- If not installed between 2 cabinets, exposed end must be covered with ¾″ shelving

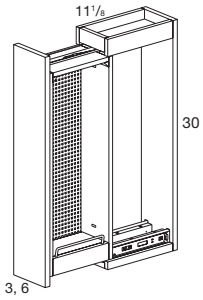

Left Hand Shown

Wall Filler Peg Pullout

WFPP330L **WFPP630L**
WFPP330R **WFPP630R**

- Natural finished wood with stainless steel perforated panel pullout
- An overlay filler trim is recommended for FOL door styles
- Can be installed next to a cabinet with Flush Cabinet End option by omitting supplied spacers
- If not installed between 2 cabinets, exposed end must be covered with ¾" shelving
- Moulding must be top mounted
- Full extension slides
- Assortment of stainless steel black coated hooks and pegs

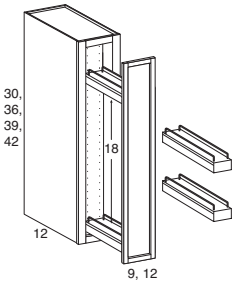

Wall Spice Rack Cabinet

W930SR **W1230SR** (4 Shelves)
W936SR **W1236SR** (4 Shelves)
W939SR **W1239SR** (4 Shelves)
W942SR **W1242SR** (4 Shelves)

- Complements Base Spice Rack Cabinet
- Natural finished wood with powdercoat grey rails
- Full extension soft close slides
- 2 Middle shelves are adjustable and can be removed for taller storage
- **Cabinet has square doors in TOL arch door styles for W930SR, W936SR, W939SR and W942SR**

Semi-Custom	APC	BO	ES	FCE	FDBS	FH	FI	FIMD	FO	ID	MFE	P	PCE	PWD	RD	RTK	TKA	VTK	WCM	WDSC
SEL	•		•	•		▲					•		•							

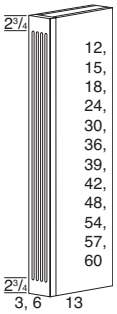

Fluted Wall Pilaster

FP12W **FP612W**
FP15W **FP615W**
FP18W **FP618W**
FP24W **FP624W**
FP30W **FP630W**
FP36W **FP636W**
FP39W **FP639W**
FP42W **FP642W**
FP48W **FP648W**
FP54W **FP654W**
FP57W **FP657W**
FP60W **FP660W**

- ¾" Solid wood fronts
- Back, top and bottom are ½" unfinished plywood
- Sides are ½" finished plywood
- 3" Wide has 4 flutes and 6" wide has 8 flutes
- Not trimmable
- When ID/RD option is chosen, pilasters are built to the specified depth (i.e. ID16 will be 16" deep)
- **For MDF and Thermofoil door styles, item is painted maple. For Laminate door styles in Natural Maple, Sienna, Spiceberry, Linen or White finishes, item is finished maple. For Laminate door styles in Natural Cherry finish, item is finished cherry.**

Semi-Custom	APC	BO	ES	FCE	FDBS	FH	FI	FIMD	FO	ID	MFE	P	PCE	PWD	RD	RTK	TKA	VTK	WCM	WDSC
SEL	▲			▲						•	▲		▲		•					

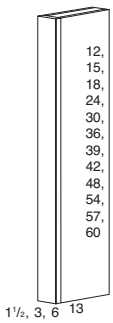

Plain Wall Pilaster

PP1.512W **PP12W** **PP612W**
PP1.515W **PP15W** **PP615W**
PP1.518W **PP18W** **PP618W**
PP1.524W **PP24W** **PP624W**
PP1.530W **PP30W** **PP630W**
PP1.536W **PP36W** **PP636W**
PP1.539W **PP39W** **PP639W**
PP1.542W **PP42W** **PP642W**
PP1.548W **PP48W** **PP648W**
PP1.554W **PP54W** **PP654W**
PP1.557W **PP57W** **PP657W**
PP1.560W **PP60W** **PP660W**

- ¾" Solid wood fronts
- Back, top and bottom are ½" unfinished plywood
- Sides are ½" finished plywood
- When ID/RD option is chosen, pilasters are built to the specified depth (i.e. ID16 will be 16" deep)
- **For MDF and Thermofoil door styles, item is painted maple. For Laminate door styles in Natural Maple, Sienna, Spiceberry, Linen or White finishes, item is finished maple. For Laminate door styles in Natural Cherry finish, item is finished cherry.**

Semi-Custom	APC	BO	ES	FCE	FDBS	FH	FI	FIMD	FO	ID	MFE	P	PCE	PWD	RD	RTK	TKA	VTK	WCM	WDSC
SEL	▲			▲						•	▲		▲		•					

Angle Fluted Wall Pilaster

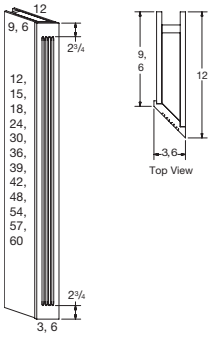

Left Shown

AFP12WL AFP48WL AFP630WL
AFP12WR AFP48WR AFP630WR
AFP15WL AFP54WL AFP636WL
AFP15WR AFP54WR AFP636WR
AFP18WL AFP57WL AFP639WL
AFP18WR AFP57WR AFP639WR
AFP24WL AFP60WL AFP642WL
AFP24WR AFP60WR AFP642WR
AFP30WL AFP612WL AFP648WL
AFP30WR AFP612WR AFP648WR
AFP36WL AFP615WL AFP654WL
AFP36WR AFP615WR AFP654WR
AFP39WL AFP618WL AFP657WL
AFP39WR AFP618WR AFP657WR
AFP42WL AFP624WL AFP660WL
AFP42WR AFP624WR AFP660WR

- ¾″ Solid wood fronts
- Back, top and bottom are ½″ unfinished plywood
- Finished on front and short side only
- Short side available with FCE option
- 3″ Wide has 4 flutes and 6″ wide has 8 flutes
- Not trimmable
- **For MDF and Thermofoil door styles, item is painted maple. For Laminate door styles in Natural Maple, Sienna, Spiceberry, Linen or White finishes, item is finished maple. For Laminate door styles in Natural Cherry finish, item is finished cherry.**

Semi-Custom	APC	BO	ES	FCE	FDBS	FH	FI	FIMD	FO	ID	MFE	P	PCE	PWD	RD	RTK	TKA	VTK	WCM	WDSC
SEL	▲			•						•	▲		▲		•					

Angle Plain Wall Pilaster

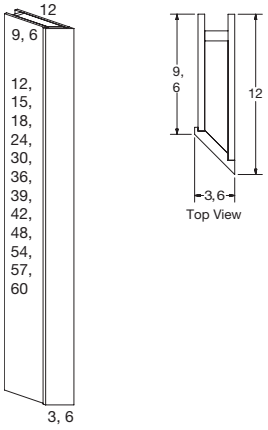

Left Shown

APP12WL APP48WL APP630WL
APP12WR APP48WR APP630WR
APP15WL APP54WL APP636WL
APP15WR APP54WR APP636WR
APP18WL APP57WL APP639WL
APP18WR APP57WR APP639WR
APP24WL APP60WL APP642WL
APP24WR APP60WR APP642WR
APP30WL APP612WL APP648WL
APP30WR APP612WR APP648WR
APP36WL APP615WL APP654WL
APP36WR APP615WR APP654WR
APP39WL APP618WL APP657WL
APP39WR APP618WR APP657WR
APP42WL APP624WL APP660WL
APP42WR APP624WR APP660WR

- ¾″ Solid wood fronts
- Back, top and bottom are ½″ unfinished plywood
- Finished on front and short side only
- Short side available with FCE option
- **For MDF and Thermofoil door styles, item is painted maple. For Laminate door styles in Natural Maple, Sienna, Spiceberry, Linen or White finishes, item is finished maple. For Laminate door styles in Natural Cherry finish, item is finished cherry.**

Semi-Custom	APC	BO	ES	FCE	FDBS	FH	FI	FIMD	FO	ID	MFE	P	PCE	PWD	RD	RTK	TKA	VTK	WCM	WDSC
SEL	▲			•						•	▲		▲		•					

Matching Wall End Panel



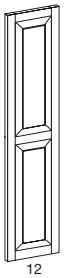

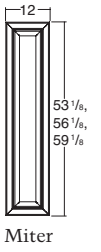

Miter

FR **MWEP12**
MWEP15
MWEP18
MWEP24
MWEP30
MWEP36
MWEP39
MWEP42
MWEP48

FR **MWEP54**
MWEP57
MWEP60

- ¾″ Solid wood construction with spacers on back to compensate for the face frame scribe
- MWEP12, MWEP15, MWEP18, MWEP24, MWEP48, MWEP54 and MWEP60 will have solid wood center panels
- TOL door styles are square on top and bottom with a decorative profile on the sides
- FOL door styles are ⅞″ shorter, have matching door edge profiles on all 4 sides and are designed to flush with the face frame of the cabinet
- Harmony and Concord have a mitered profile
- When reducing panels, RD9 will be square in TOL arch and all cathedral door styles
- **For Thermofoil door styles, Matching End Panels are thermofoiled fiberboard**
- **For MDF door styles, Matching End Panels are painted MDF**
- **For Laminate door styles, Matching End Panels are painted melamine laminated furniture board**
- 54″, 57″ and 60″ will be double panel except on miter door styles

Note: Due to dimensions, an MFE or skin must be ordered to cover exposed ends on all FOL finishes with Natural Ends and PCE or APC construction wall cabinets. Another option is to use matching toe kick to cover.

Semi-Custom	APC	BO	ES	FCE	FDBS	FH	FI	FIMD	FO	ID	MFE	P	PCE	PWD	RD	RTK	TKA	VTK	WCM	WDSC
SEL										•					•					

CLEAR GLASS SHELVES

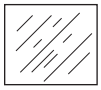

CG

CGSHV12
CGSHV15
CGSHV18
CGSHV21
CGSHV24
CGSHV27
CGSHV30

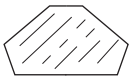

DC

DCCGSHV24
DCCGSHV27



DC FI

DCCGSHV24FI
DCCGSHV27FI

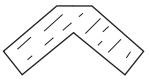

ERC

ERCCGSHV2424



ERC FI

ERCCGSHV2424FI

- Codes indicate cabinet width that shelf fits
- ¼" Thick
- Glass Shelf Clips included

GLASS SHELF CLIP



Glass Shelf Clip

GSC

- 5mm diameter padded glass shelf supports

DECORATIVE GLASS DOORS

Decorative Glass Doors are sold separately. Hinges not included. Utilize hinges of existing cabinet door for all door styles. Must specify L or R hinge. When ordering an arch door style, the glass remains square and the arch door profile will cover part of the glass design according to the curve of the top door rail. Decorative Glass Doors feature dark patina finished zinc grills with clear textured glass. Not available for WCM cabinets. Not available in Thermofoil, Laminate and MDF door styles. Decorative glass will not be installed when ordered as unfinished. Wellborn offers Decorative Glass Doors in specific sizes in an effort to accommodate most customer needs. If you need something outside our offering, visit the Middlefield glass website at www.middlefieldglass.com. To order, choose the size then select the Glass Type.

NEW CODES

Traditional Overlay	
DGD1227 L/R	for W1530, W3030
DGD1233 L/R	for W1536, W3036
DGD1236 L/R	for W1539, W3039
DGD1239 L/R	for W1542, W3042
DGD1427 L/R	for DC2430, DC2730
DGD1433 L/R	for DC2436, DC2736
DGD1436 L/R	for DC2439, DC2739
DGD1439 L/R	for DC2442, DC2742
DGD1527 L/R	for W1830, W3630
DGD1533 L/R	for W1836, W3636
DGD1536 L/R	for W1839, W3639
DGD1539 L/R	for W1842, W3642

Full Overlay	
DGD1429 L/R	for DC2430, W1530, W3030
DGD1435 L/R	for DC2436, W1536, W3036
DGD1438 L/R	for DC2439, W1539, W3039
DGD1441 L/R	for DC2442, W1542, W3042
DGD1629 L/R	for DC2730
DGD1635 L/R	for DC2736
DGD1638 L/R	for DC2739
DGD1641 L/R	for DC2742
DGD1729 L/R	for W1830, W3630
DGD1732 L/R	for W1833, W3636
DGD1738 L/R	for W1839, W3639
DGD1741 L/R	for W1842, W3642

Colonial
Glass Type: COL

- Zinc with dark patina grills
- Diamond design and border contain super seedy glass
- Background is clear antique glass



SQUARE

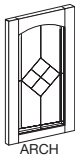

ARCH

DECORATIVE DOOR INSERTS

Decorative Door Inserts are available for field installation only. All styles of wire mesh are available in all three finishes listed.

To order, use the following item code:
DDI

Then choose your style:

WMICG	Wire Mesh 20 x 48 Pattern Cottage
WMIMA	Wire Mesh 20 x 48 Pattern Manor (Reversible - one side reeded, one side flat)
WMIBW	Wire Mesh 20 x 48 Pattern Bungalow (Reversible - one side reeded, one side flat)
WMICO	Wire Mesh 20 x 48 Pattern Colonial (Reversible - one side reeded, one side flat)
WMITD	Wire Mesh 20 x 48 Pattern Tudor

Then choose your finish:

ORB	Oil Rubbed Bronze
SS	Satin Steel
AB	Antique Brass

For Example: DDI WMICG ORB

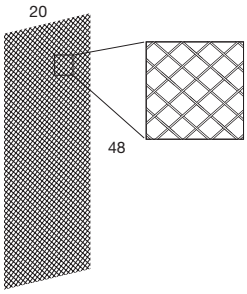

Cottage
WMICG

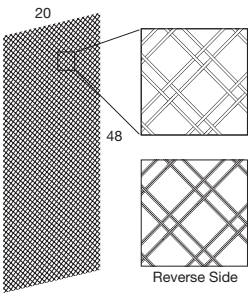

Manor
WMIMA

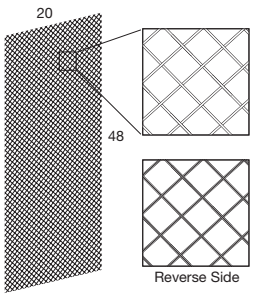

Bungalow
WMIBW

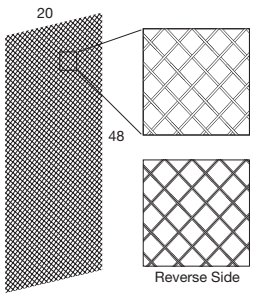

Colonial
WMICO

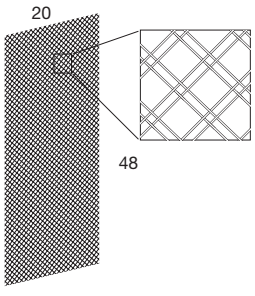

Tudor
WMITD

DECORATIVE DOOR FRAMES

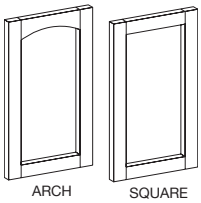

Must specify left or right hinge. Grooved for glass or mirror in all doors except for Thermofoil door styles. Doors include clear plastic clips. Available in any standard door sizes: square and arch. Hinges not included. Utilize hinges of existing cabinet door on all door styles. For glass sizes see Hardware and Miscellaneous section. To order doors for field installation, use the Easy Parts Search Program on WAY for ordering codes. To order "Function Ready" with doors installed on the cabinet, see Function Ready Section for ordering codes. Not available for Alto, Loft, Manchester or Urban door styles.

DECORATIVE DOOR FRAMES WITH GLASS INSTALLED

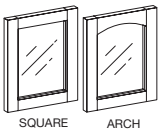

Decorative Door Frames can be ordered with clear, reeded, satin, super seedy and clear seedy glass included. See Function Ready Section for details and ordering codes.

MULLION DOORS

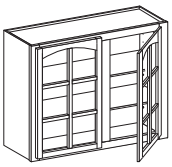

Must specify left or right hinge. Grooved for glass or mirror in all doors except for Thermofoil door styles. Doors include clear plastic clips. Available in any standard door sizes: square and arch. Hinges not included. Utilize hinges of existing cabinet door on all door styles. For glass sizes see Hardware and Miscellaneous section. To order doors for field installation, use the Easy Parts Search Program on WAY for ordering codes. To order "Function Ready" with doors installed on the cabinet, see Function Ready Section for ordering codes. Not available for Alto, Loft, Manchester or Urban door styles.

MULLION DOORS WITH GLASS INSTALLED

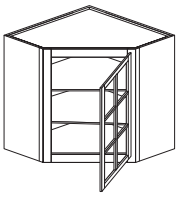

Mullion Doors can be ordered with clear, reeded, satin, super seedy and clear seedy glass included. See Function Ready Section for details and ordering codes.

METAL DOORS

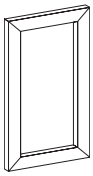

Metal Doors with Satin Glass

	Width	Height
MTLD1429SG (for DC2430, W1530, W3030, W4530)	14⅝	29⅛
MTLD1435SG (for DC2436, W1536, W3036, W4536)	14⅝	35⅛
MTLD1438SG (for DC2439, W1539, W3039)	14⅝	38⅛
MTLD1441SG (for DC2442, W1542, W3042)	14⅝	41⅛
MTLD1729SG (for W1830, W3630)	17⅝	29⅛
MTLD1735SG (for W1836, W3636)	17⅝	35⅛
MTLD1738SG (for W1839, W3639)	17⅝	38⅛
MTLD1741SG (for W1842, W3642)	17⅝	41⅛

- Brushed stainless steel finish
- Satin glass inserts included and tempered for safety
- Doors are pre-drilled for hinges
- Hinges are included and will need to be mounted at installation
- Available in FOL door styles only



Metal Doors with Reeded Glass

	Width	Height
MTLD1429RG (for DC2430, W1530, W3030, W4530)	14⅝	29⅛
MTLD1435RG (for DC2436, W1536, W3036, W4536)	14⅝	35⅛
MTLD1438RG (for DC2439, W1539, W3039)	14⅝	38⅛
MTLD1441RG (for DC2442, W1542, W3042)	14⅝	41⅛
MTLD1729RG (for W1830, W3630)	17⅝	29⅛
MTLD1735RG (for W1836, W3636)	17⅝	35⅛
MTLD1738RG (for W1839, W3639)	17⅝	38⅛
MTLD1741RG (for W1842, W3642)	17⅝	41⅛

- Brushed stainless steel finish
- Reeded glass inserts included and tempered for safety
- Doors are pre-drilled for hinges
- Hinges are included and will need to be mounted at installation
- Available in FOL door styles only
- Reeded glass runs vertical on all doors

BASE CABINETS

All Base Cabinets are predrilled for half depth and full depth shelves. All base cabinets have square doors.
Note: All single door base cabinets must be specified left or right hinge.

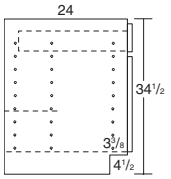

Side View

Adjustable base shelf is 10⅝″ deep.

BASE CABINETS

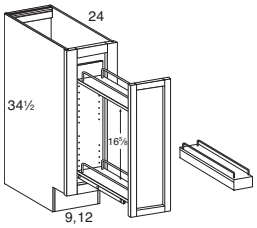

Base Spice Rack Cabinet

BSR9
BSR12

- Spice rack is natural finished wood with stainless steel rails and adjustable center shelf
- BSR9 not available with RTK option
- Full extension soft close slides
- Middle shelf is adjustable and can be removed for taller storage

Semi-Custom	APC	BO	ES	FCE	FDBS	FH	FI	FIMD	FO	ID	MFE	P	PCE	PWD	RD	RTK	TKA	VTK	WCM	WDSC
SEL	●		●	●		▲					●		●			●	▲	●		

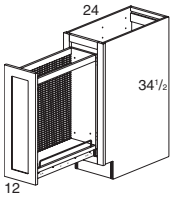

Left Hand Shown

Base Peg Pullout Cabinet

BPP12L
BPP12R

- Natural finished wood with stainless steel perforated panel pullout
- Full extension soft close slides
- Assortment of stainless steel black coated hooks and pegs

Semi-Custom	APC	BO	ES	FCE	FDBS	FH	FI	FIMD	FO	ID	MFE	P	PCE	PWD	RD	RTK	TKA	VTK	WCM	WDSC
SEL	●		●	●		▲					●		●			●	▲	●		

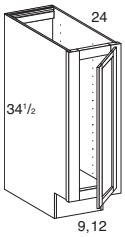

Base Tray Cabinet

BT9 L/R
BT12 L/R

1 Full height door, No shelf

- **Must specify L or R hinge**

Semi-Custom	APC	BO	ES	FCE	FDBS	FH	FI	FIMD	FO	ID	MFE	P	PCE	PWD	RD	RTK	TKA	VTK	WCM	WDSC
SEL	●	●	●	●		▲	●		●		●	●	●		●	●	▲	●		

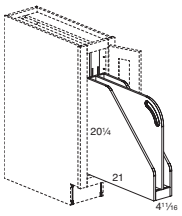

Tray Divider

TD9 (for BT9, BT12)

- ½″ Plywood construction
- Available in natural finish only
- Full extension soft close slides
- Mounts to floor of cabinet and includes top stabilizer rail

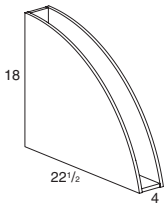

Wood Tray Divider

WDTD (for BT9 and BT12)

- ½″ Natural finished plywood
- Includes pre-drilled mounting holes and hardware

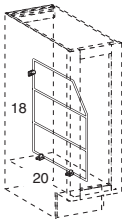

FR **Wire Tray Divider**

WTD9 (for BT9, BT12)

- Chrome

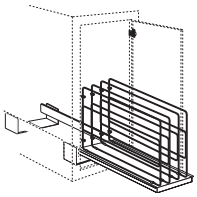

FR **Sliding Wire Tray Divider**

SWTD12 (for BT12 and B12)
SWTD15 (for B15)

- Pullout is all wood with grey powdercoated dividers

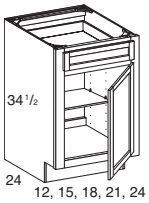

Base Cabinet

B12 L/R
B15 L/R
B18 L/R
B21 L/R
B24SD L/R

1 Drawer,
1 Door,
1 Adj. shelf

- **Must specify L or R hinge**

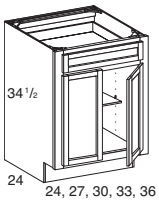

B24
B27
B30WCM
B33WCM
B36WCM

1 Drawer,
2 Doors w/o center mullion,
1 Adj. shelf

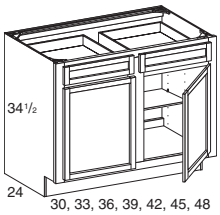

B30
B33
B36
B39
B42
B45D2
B48D2

2 Drawers,
2 Doors,
1 Adj. shelf

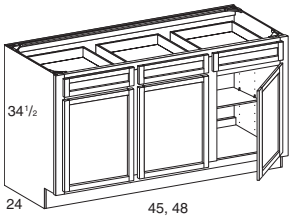

B45
B48

3 Drawers,
3 Doors,
1 Adj. shelf

- Doors hinged Left, Right, Right

Door Widths:

	TOL	FOL
B45	12½″	14⅝″
B48 (center)	15½″	17⅝″
B48 (outside)	12½″	14⅝″

Semi-Custom	APC	BO	ES	FCE	FDBS	FH	FI	FIMD	FO	ID	MFE	P	PCE	PWD	RD	RTK	TKA	VTK	WCM	WDSC
SEL	•	•	•	•	•	•	•		•		•	•	•	•	•	•	▲	•		•

BASE CABINETS WITH SLIDING SHELVES INSTALLED

Shelves are ⅝" dovetailed hardwood front, sides and back for all door styles including thermofoil. If Base Cabinet with Sliding Shelves is ordered peninsula style, the sliding shelves will only slide out on one side.

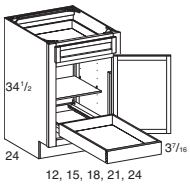

12, 15, 18, 21, 24

NEW DESIGN

B12SS L/R
B15SS L/R
B18SS L/R
B21SS L/R
B24SDSS L/R

1 Drawer,
1 Door,
1 Adj. shelf,
1 Sliding shelf

- **Must specify L or R hinge**
- Can be reduced in depth to 21" only
- PWD and WDSC options apply to top drawer only

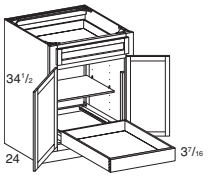

24, 27, 30, 33, 36

B24SS
B27SS
B30SSWCM
B33SSWCM
B36SSWCM

1 Drawer,
2 Doors w/o center mullion,
1 Adj. shelf,
1 Sliding shelf

- Can be reduced in depth to 21" only
- PWD and WDSC options apply to top drawer only

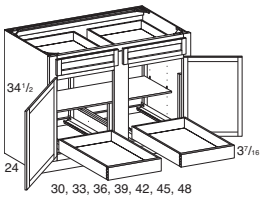

30, 33, 36, 39, 42, 45, 48

B30SS
B33SS
B36SS
B39SS
B42SS
B45SSD2
B48SSD2

2 Drawers,
2 Doors,
1 Adj. shelf,
2 Sliding shelves

- One 4½" wide partition extends behind cabinet face frame to cabinet back allowing sliding shelf attachment
- Can be reduced in depth to 21" only
- PWD and WDSC options apply to top drawer only

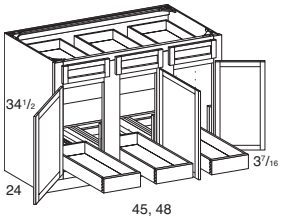

45, 48

B45SS
B48SS

3 Drawers,
3 Doors,
1 Adj. shelf,
3 Sliding shelves

- Doors hinged Left, Right, Right
- Two 4½" wide partitions extend behind cabinet face frame to cabinet back allowing sliding shelf attachment
- Can be reduced in depth to 21" only
- PWD and WDSC options apply to top drawer only

Semi-Custom	APC	BO	ES	FCE	FDBS	FH	FI	FIMD	FO	ID	MFE	P	PCE	PWD	RD	RTK	TKA	VTK	WCM	WDSC
SEL	●		●	●	●	●			●		●	●	●	●	●	●	▲	●		●

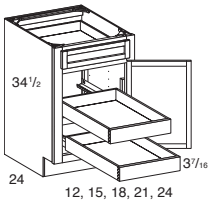

12, 15, 18, 21, 24

NEW DESIGN

B12SS2 L/R
B15SS2 L/R
B18SS2 L/R
B21SS2 L/R
B24SDSS2 L/R

1 Drawer,
1 Door,
2 Sliding shelves

- **Must specify L or R hinge**
- Can be reduced in depth to 21" only
- PWD and WDSC options apply to top drawer only

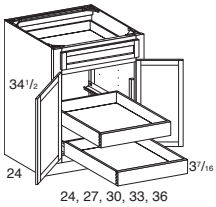

24, 27, 30, 33, 36

B24SS2
B27SS2
B30SS2WCM
B33SS2WCM
B36SS2WCM

1 Drawer,
2 Doors w/o center mullion,
2 Sliding shelves

- Can be reduced in depth to 21" only
- PWD and WDSC options apply to top drawer only

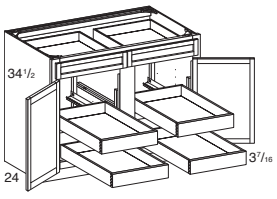

30, 33, 36, 39, 42, 45, 48

B30SS4
B33SS4
B36SS4
B39SS4
B42SS4
B45SS4D2
B48SS4D2

2 Drawers,
2 Doors,
4 Sliding shelves

- One 4½" wide partition extends behind cabinet face frame to cabinet back allowing sliding shelf attachment
- Can be reduced in depth to 21" only
- PWD and WDSC options apply to top drawer only

Semi-Custom	APC	BO	ES	FCE	FDBS	FH	FI	FIMD	FO	ID	MFE	P	PCE	PWD	RD	RTK	TKA	VTK	WCM	WDSC
SEL	●		●	●		●			●		●	●	●	●	●	●	▲	●		●

ALL BASE CABINETS HAVE SQUARE DOORS.

BASE CABINETS WITH SLIDING SHELVES INSTALLED (continued)

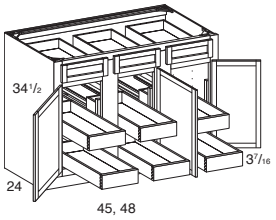

B45SS6
B48SS6

3 Drawers,
3 Doors,
6 Sliding shelves

- Doors hinged Left, Right, Right
- Two 4½" wide partitions extend behind cabinet face frame to cabinet back allowing sliding shelf attachment
- Can be reduced in depth to 21" only
- PWD and WDSC options apply to top drawer only

Semi-Custom	APC	BO	ES	FCE	FDBS	FH	FI	FIMD	FO	ID	MFE	P	PCE	PWD	RD	RTK	TKA	VTK	WCM	WDSC
SEL	●		●	●		●			●		●	●	●	●	●	●	▲	●		●

BASE CABINETS WITH PULLOUT SHELVES

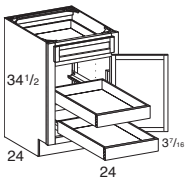

BWPS24SD L/R

1 Drawer,
1 Door,
2 Adj. pullout shelves

- **Must specify L or R hinge**
- Can be used to house cooktop by converting drawer to drawer blank
- Measurement from the top of the cabinet to the top of the drawer box is 2"
- Shelves are ⅝" dovetailed hardwood front, sides and back for all door styles including Thermofoil, Laminate and MDF
- PWD and WDSC options apply to top drawer only

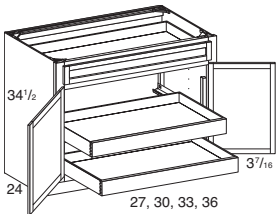

NEW DESIGN

BWPS27
BWPS30
BWPS33
BWPS36

1 Drawer,
2 Doors w/o center mullion,
2 Adj. pullout shelves

- Can be used to house cooktop by converting drawer to drawer blank
- Measurement from the top of the cabinet to the top of the drawer box is 2" for wood drawer and 2⅜" for furniture board drawer
- Shelves are ⅝" dovetail hardwood front, sides and back for all door styles including Thermofoil, Laminate and MDF
- PWD and WDSC options apply to top drawer only

Semi-Custom	APC	BO	ES	FCE	FDBS	FH	FI	FIMD	FO	ID	MFE	P	PCE	PWD	RD	RTK	TKA	VTK	WCM	WDSC
SEL	●		●	●		●			●		●	●	●	●		●	▲	●	▲	●

BASE CABINETS WITH POT AND PAN PULLOUT

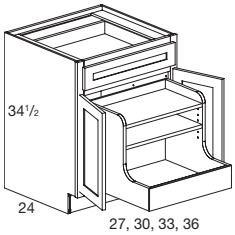

BWPP27
BWPP30
BWPP33
BWPP36

1 Drawer,
2 Doors w/o center mullion,
1 Pullout with one adj. shelf

- Can be used to house cooktop by converting drawer to drawer blank
- Measurement from the top of the cabinet to the top of the drawer box is 2"
- PWD and WDSC options for top drawer only
- Pot and Pan pullout is natural finished
- Pot and Pan pullout has full extension slides with soft close

Semi-Custom	APC	BO	ES	FCE	FDBS	FH	FI	FIMD	FO	ID	MFE	P	PCE	PWD	RD	RTK	TKA	VTK	WCM	WDSC
SEL	●		●	●		●			●		●	●	●	●		●	▲	●	▲	●

BENCH SEAT DRAWER BASE CABINET

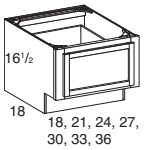

BDB18
BDB21
BDB24
BDB27
BDB30
BDB33
BDB36

1 Drawer

Semi-Custom	APC	BO	ES	FCE	FDBS	FH	FI	FIMD	FO	ID	MFE	P	PCE	PWD	RD	RTK	TKA	VTK	WCM	WDSC
SEL	▲	●	●	●					●	●	●		▲		●	●	▲	●		▲

DRAWER BASE CABINETS

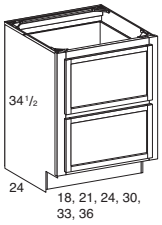

Two Drawer Base Cabinet

2DB18 **2 Drawers**
2DB21
2DB24
2DB30
2DB33
2DB36

Semi-Custom	APC	BO	ES	FCE	FDBS	FH	FI	FIMD	FO	ID	MFE	P	PCE	PWD	RD	RTK	TKA	VTK	WCM	WDSC
SEL	•	•	•	•					•		•		•	•	•	•	▲	•		•

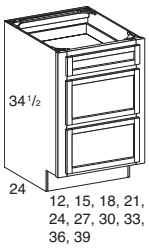

Three Drawer Base Cabinet

3DB12 **3DB27** **3 Drawers**
3DB15 **3DB30**
3DB18 **3DB33**
3DB21 **3DB36**
3DB24 **3DB39**

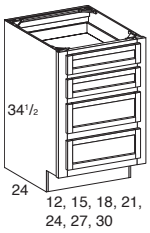

Four Drawer Base Cabinet

4DB12 **4DB24** **4 Drawers**
4DB15 **4DB27**
4DB18 **4DB30**
4DB21

Semi-Custom	APC	BO	ES	FCE	FDBS	FH	FI	FIMD	FO	ID	MFE	P	PCE	PWD	RD	RTK	TKA	VTK	WCM	WDSC
SEL	•	•	•	•					•		•		•	•	•	•	▲	•		•

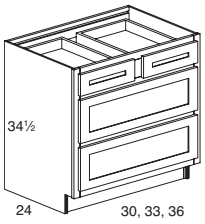

Four Drawer Base Cabinet with Split Top Drawer

4DB30ST **4 Drawers**
4DB33ST
4DB36ST

Semi-Custom	APC	BO	ES	FCE	FDBS	FH	FI	FIMD	FO	ID	MFE	P	PCE	PWD	RD	RTK	TKA	VTK	WCM	WDSC
SEL	•	•	•	•					•		•		•	•	•	•	▲	•		•

SPICE DRAWER BASE CABINET

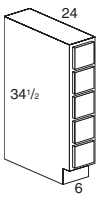

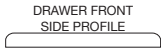

SDBC6 **5 Drawers**

- Sides, top and bottom have ¾″ plywood frameless construction
- Drawers are ½″ plywood with natural finish
- Drawer fronts have an eased edge profile that complements door styles, but is not identical
- **For MDF and Thermofoil door styles, item is painted maple. For Laminate door styles in Natural Maple, Sienna, Spiceberry, Linen or White finishes, item is finished maple. For Laminate door styles in Natural Cherry finish, item is finished cherry.**

ALL BASE CABINETS HAVE SQUARE DOORS.

SINK BASE CABINETS

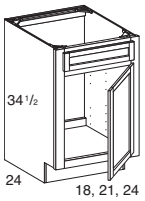

SB18 L/R
SB21 L/R
SB24SD L/R

1 Drawer blank,
1 Door

- **Must specify L or R hinge**
- All FOL door styles have spacer added to back of drawer blank to make flush with doors

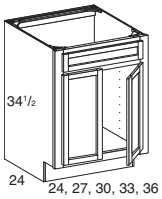

SB24
SB27
SB30WCM
SB33WCM
SB36WCM

1 Drawer blank,
2 Doors w/o center mullion

- All FOL door styles have spacer added to back of drawer blank to make flush with doors

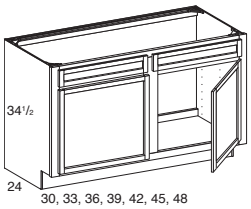

SB30 **SB42**
SB33 **SB45**
SB36 **SB48**
SB39

2 Drawer blanks,
2 Doors

- All FOL door styles have spacer added to back of drawer blank to make flush with doors

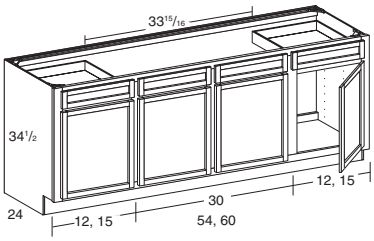

SB54
SB60

2 Drawers,
2 Drawer blanks,
4 Doors

- All FOL door styles have spacer added to back of drawer blank to make flush with doors
- Doors hinged L, R, L, R

Semi-Custom	APC	BO	ES	FCE	FDBS	FH	FI	FIMD	FO	ID	MFE	P	PCE	PWD	RD	RTK	TKA	VTK	WCM	WDSC
SEL	●	●	●	●		●	●		●		●	●	●	●	●	●	▲	●		●

TILT OUT TRAYS

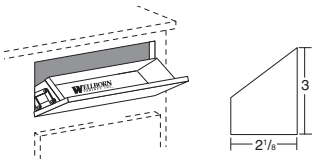

TOT18S (for SB18)
TOT21S (for SB21)
TOT24S (for SB24, SB24SD)
TOT27S (for SB27)
TOT30S (for SB30, SB30WCM) contains 2 trays
TOT33S (for SB33, SB33WCM) contains 2 trays
TOT36S (for SB36, SB36WCM) contains 2 trays
TOT39S (for SB39) contains 2 trays
TOT42S (for SB42) contains 2 trays
TOT45S (for SB45) contains 2 trays
TOT48S (for SB48) contains 2 trays
TOT54S (for SB54) contains 2 trays
TOT60S (for SB60) contains 2 trays

- Stainless finish with Wellborn logo

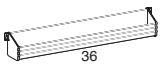

TOT36W

- Fits all SB cabinets
- Trimmable to make two Tilt Outs
- Includes a 36″ wide, white tray, two sets of hinges, two pair end caps and tube adhesive

FARMHOUSE RANGE BASE CABINETS

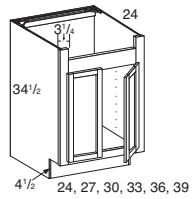

FRB24
FRB27
FRB30
FRB33
FRB36
FRB39

2 Doors w/o center mullion for 24″ & 27″ wide (30″, 33″, 36″ & 39″ wide have a center mullion)

- Back will have a standard sink base appearance when the peninsula option is chosen

Maximum Cut Out in Top:
9¼″ high x 20½″ wide for FRB24
9¼″ high x 23½″ wide for FRB27
9¼″ high x 26½″ wide for FRB30
9¼″ high x 29½″ wide for FRB33
9¼″ high x 32½″ wide for FRB36
9¼″ high x 35½″ wide for FRB39

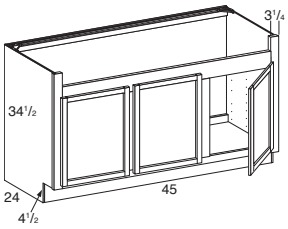

FRB45

3 Doors

- Doors hinged Left, Right, Right
- Back will have a standard sink base appearance when the peninsula option is chosen

Maximum Cut Out in Top:
9¼″ high x 41½″ wide for FRB45

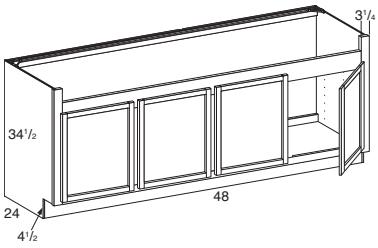

FRB48

4 Doors

- Back will have a standard sink base appearance when the peninsula option is chosen
- Doors hinged L, R, L, R

Maximum Cut Out in Top:
9¼″ high x 44½″ wide for FRB48

Semi-Custom	APC	BO	ES	FCE	FDBS	FH	FI	FIMD	FO	ID	MFE	P	PCE	PWD	RD	RTK	TKA	VTK	WCM	WDSC
SEL	●	●	●	●	●		●		●	●	●		●	●	●	●	▲	●		

FARMHOUSE RANGE DRAWER BASE CABINETS

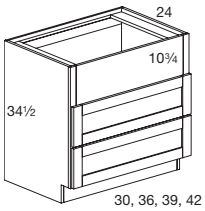

FRDB30
FRDB36
FRDB39
FRDB42

2 Drawers

- Drawers will not line up with adjacent drawer bases

Maximum Cut Out in Top:
9¼″ high x 26½″ wide for FRDB30
9¼″ high x 32½″ wide for FRDB36
9¼″ high x 35½″ wide for FRDB39
9¼″ high x 38½″ wide for FRDB42

Semi-Custom	APC	BO	ES	FCE	FDBS	FH	FI	FIMD	FO	ID	MFE	P	PCE	PWD	RD	RTK	TKA	VTK	WCM	WDSC
SEL	●	●	●	●	●		●		●	●	●	●	●	●	●	●	▲	●		●

DRAWER RANGE BASE CABINETS

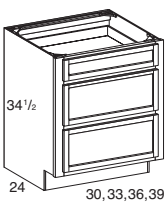

DRB30
DRB33
DRB36
DRB39

3 Drawers

- Top drawer is scooped solid wood (2⅜″) with a 3″ clearance from top of cabinet
- Cook tops with downdrafts cannot be used
- Some cooktops may require removing the top drawer and adding a drawer blank
- Check manufacturer's specifications
- Bottom two drawers have full extension soft close drawer slides and are plywood dovetail drawers

Semi-Custom	APC	BO	ES	FCE	FDBS	FH	FI	FIMD	FO	ID	MFE	P	PCE	PWD	RD	RTK	TKA	VTK	WCM	WDSC
SEL	●	●	●	●					●	●	●		●		●	●	▲	●		●

ALL BASE CABINETS HAVE SQUARE DOORS.

BASE OVEN CABINETS

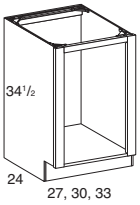

BOC27
BOC30
BOC33

- Maximum cut out width is 29½″ for BOC33, 26½″ for BOC30 and 23½″ for BOC27
- Standard opening height is 27 3/16″
- Maximum cut out height is 28 15/16″

Semi-Custom	APC	BO	ES	FCE	FDBS	FH	FI	FIMD	FO	ID	MFE	P	PCE	PWD	RD	RTK	TKA	VTK	WCM	WDSC
SEL	▲	▲	●	●			●				●		▲		●	●	▲	●		

BASE MICROWAVE CABINET

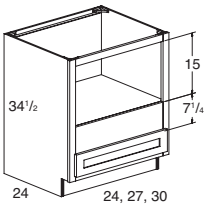

BMC24
BMC27
BMC30

1 Drawer

- Finished interior
- Standard opening height is 15″
- Maximum cut out height is 20½″
- BMC24 cut out width is 20½″
- BMC27 cut out width is 23½″
- BMC30 cut out width is 26½″
- Appliance platform shipped uninstalled
- Includes trimmable supports

Semi-Custom	APC	BO	ES	FCE	FDBS	FH	FI	FIMD	FO	ID	MFE	P	PCE	PWD	RD	RTK	TKA	VTK	WCM	WDSC
SEL	▲	●	●	●			▲		●		▲		▲		●	●	▲	●		●

APPLIANCE DRAWER BASE CABINET

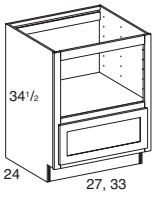

ADB27
ADB33

1 Drawer

- Appliance area not finished
- Specifically designed for drawer type appliances such as microwaves and dish drawers
- Standard opening height is 14⅞″
- Standard opening width is 23½″ for ADB27 and 29½″ for ADB33
- Maximum cut out height is 16¼″
- Maximum cut out width is 24″ for ADB27 and 30″ for ADB33
- Standard depth from front of frame is 23⅝″

Semi-Custom	APC	BO	ES	FCE	FDBS	FH	FI	FIMD	FO	ID	MFE	P	PCE	PWD	RD	RTK	TKA	VTK	WCM	WDSC
SEL	●	●	●	●			●		●	●	●		●	●		●	▲	●		●

APPLIANCE SPACER KIT

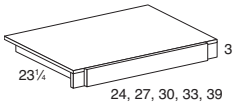

ASK24
ASK27
ASK30
ASK33
ASK39

- Trimmable

HIDE-A-MIXER FULL HEIGHT DOOR CABINETS

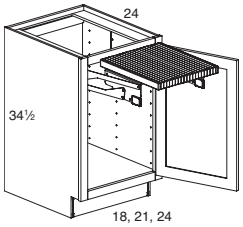

B18FHHAM L/R
B21FHHAM L/R
B24SDFHHAM L/R

- **Must specify L or R hinge**

Semi-Custom	APC	BO	ES	FCE	FDBS	FH	FI	FIMD	FO	ID	MFE	P	PCE	PWD	RD	RTK	TKA	VTK	WCM	WDSC
SEL	●		●	●		▲					●		●			●	▲	●		

BREAD BOX DRAWER BASE CABINET

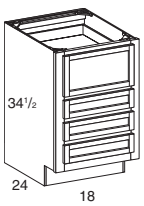

BBD18

1 Deep top drawer with factory installed bread box cover,
3 Small drawers

- Breadbox cover is clear plastic

Semi-Custom	APC	BO	ES	FCE	FDBS	FH	FI	FIMD	FO	ID	MFE	P	PCE	PWD	RD	RTK	TKA	VTK	WCM	WDSC
SEL	▲	●	●	●							●		▲			●	▲	●		▲

SINK BASE ACCESSORIES

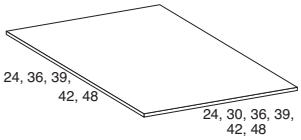

Sink Front Floor

SFF2424
SFF3024
SFF3624
SFF4824
SFF3636 (for DCSF36)
SFF3939 (for DCSF39)
SFF4242 (for DCSF42)
SFF4848

- ½″ Wood grain/white laminated furniture board
- Order by species



Sink Base Mat

SBM

- White polystyrene
- Mat is used to protect the bottom of the sink base from water due to minor leaks only
- Measures 21½″ D and 45¼″ W
- Trim to fit

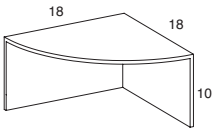

Sink Base Storage Shelf

SBSS

- No floor
- ½″ Plywood wood grain/white laminated

RANGE BASE ACCESSORIES

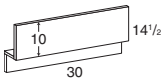

Range Base

RB30

- Can be trimmed
- ¾″ Thick solid wood
- **For MDF and Thermofoil door styles, item is painted maple. For Laminate door styles in Natural Maple, Sienna, Spiceberry, Linen or White finishes, item is finished maple. For Laminate door styles in Natural Cherry finish, item is finished cherry.**

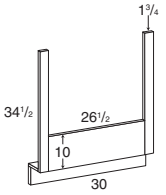

Range Front
RF30

- Can be trimmed
- ¾″ Thick solid wood
- **For MDF and Thermofoil door styles, item is painted maple. For Laminate door styles in Natural Maple, Sienna, Spiceberry, Linen or White finishes, item is finished maple. For Laminate door styles in Natural Cherry finish, item is finished cherry.**

Semi-Custom	APC	BO	ES	FCE	FDBS	FH	FI	FIMD	FO	ID	MFE	P	PCE	PWD	RD	RTK	TKA	VTK	WCM	WDSC
SEL			●						▲											

DISHWASHER BASE CABINET

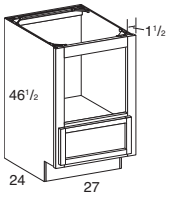

DBC2746 **1 Drawer blank**

- Frame opening is 24″ W x 34⅜″ H
- Place dishwasher in cabinet, then mount drawer front on cabinet
- Cabinet has a subfloor

Semi-Custom	APC	BO	ES	FCE	FDBS	FH	FI	FIMD	FO	ID	MFE	P	PCE	PWD	RD	RTK	TKA	VTK	WCM	WDSC
SEL	▲	●	●	●							▲		▲			●	▲	●		

ALL BASE CABINETS HAVE SQUARE DOORS.

DISHWASHER FRONTS

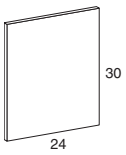

Dishwasher Front

DWF

- 3/16" Finished plywood
- **For Thermofoil, Laminate and MDF door styles, the Dishwasher Front Panel is plywood with vinyl**

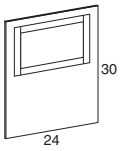

Flat Panel

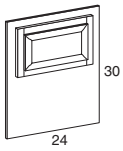

Raised Panel

Dishwasher Front Panel

DWFP

- 3/16" Veneer plywood
- Door included and mounted on plywood
- Trim to fit and cover bottom panel of dishwasher
- **Available in square doors only**
- **For Thermofoil, Laminate and MDF door styles, the backer is 3/16" plywood with vinyl**

SINK FRONTS

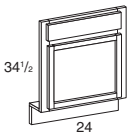

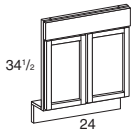

SF24 L/R

TOL
1 Drawer blank,
1 Door

FOL
1 Drawer blank,
2 Doors w/o center mullion

- **Must specify L or R hinge for TOL**
- Floor included, shipped separately and sized accordingly
- Maximum Trim: TOL – 3"
  FOL – 0"

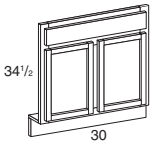

SF30

1 Drawer blank,
2 Doors

- Floor included, shipped separately and sized accordingly
- Maximum Trim: TOL – 3"
  FOL – 0"

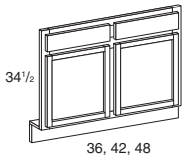

SF36
SF42
SF48

2 Drawer blanks,
2 Doors

- Floor included, shipped separately and sized accordingly
- Maximum Trim: TOL – 3"
  FOL – 0"

Semi-Custom	APC	BO	ES	FCE	FDBS	FH	FI	FIMD	FO	ID	MFE	P	PCE	PWD	RD	RTK	TKA	VTK	WCM	WDSC
SEL			•			•			▲											

DIAGONAL CORNER SINK FRONTS

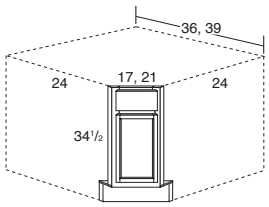

DCSF36 L/R
DCSF39 L/R

1 Drawer blank,
1 Door

- **Must specify L or R hinge**
- DCSF36 requires a 36" x 36" wall space
- For DCSF36, 36" x 36" floor included and shipped separately
- DCSF39 requires 39" x 39" wall space
- For DCSF39, 39" x 39" floor included and shipped separately
- **Toe kick shipped unattached and must be trimmed to fit in the field**

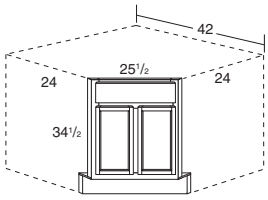

DCSF42

1 Drawer blank,
2 Doors

- DCSF42 requires a 42" x 42" wall space
- 42" x 42" Floor included and shipped separately
- **Toe kick shipped unattached and must be trimmed to fit in the field**

Semi-Custom	APC	BO	ES	FCE	FDBS	FH	FI	FIMD	FO	ID	MFE	P	PCE	PWD	RD	RTK	TKA	VTK	WCM	WDSC
SEL			•			•			▲											

ANGLE BASE CABINETS

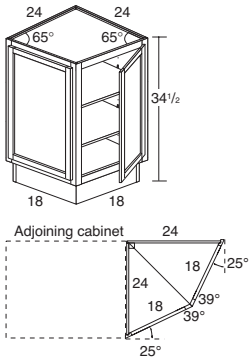

Base/Wall Return Angle Cabinet

BWRA2424 — **2 Doors, 2 Adj. shelves**

- Square doors standard
- Ends are unfinished
- For countertop angles, see diagram
- **Toe kick shipped unattached**

Door Sizes
TOL: 15½″ x 27½″
FOL: 17⅝″ x 29⅝″(Concord, Harmony, Prairie and Sea Spray)
FOL: 17⅝″ x 29⅛″

Semi-Custom	APC	BO	ES	FCE	FDBS	FH	FI	FIMD	FO	ID	MFE	P	PCE	PWD	RD	RTK	TKA	VTK	WCM	WDSC
SEL	●	●			▲	▲	●		●				●							

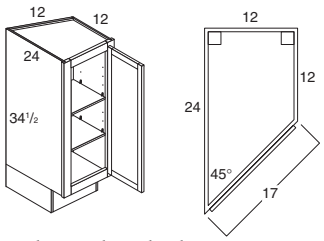

Right Hand Angle Shown

Angle Base Cabinet

ABC12L L/R — **1 Door, 2 Adj. shelves**
ABC12R L/R

- **Must order for L or R angle**
- **Must specify L or R hinge**
- **Toe kick shipped unattached**
- Cabinet cannot be used for wall cabinet
- MFE and FCE options available only for 12″ side
- 24″ side is unfinished

Semi-Custom	APC	BO	ES	FCE	FDBS	FH	FI	FIMD	FO	ID	MFE	P	PCE	PWD	RD	RTK	TKA	VTK	WCM	WDSC
SEL	●	●		●	▲	▲	●		●		●		●							

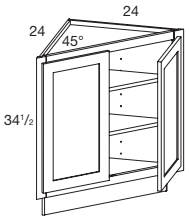

Angle Base Corner Cabinet

AB2424 — **2 Doors w/o center mullion, 2 Adj. shelves**

- Ends are unfinished
- **Toe kick shipped unattached**

Semi-Custom	APC	BO	ES	FCE	FDBS	FH	FI	FIMD	FO	ID	MFE	P	PCE	PWD	RD	RTK	TKA	VTK	WCM	WDSC
SEL	●	●			▲	▲	●		●				●						▲	

WASTEBASKET BASE CABINETS

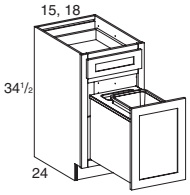

B15WB — **1 Drawer, 1 Door**
B18WB

- 35 Quart capacity basket
- PWD and WDSC option for top drawer only
- Pullout is full extension soft close

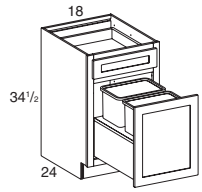

B18WB2 — **1 Drawer, 1 Door**

- Two 35 quart capacity baskets
- PWD and WDSC option for top drawer only
- Pullout is full extension soft close

Semi-Custom	APC	BO	ES	FCE	FDBS	FH	FI	FIMD	FO	ID	MFE	P	PCE	PWD	RD	RTK	TKA	VTK	WCM	WDSC
SEL	●		●	●		●					●		●	●		●	▲	●		●

ALL BASE CABINETS HAVE SQUARE DOORS.

WASTEBASKET BASE CABINETS (continued)

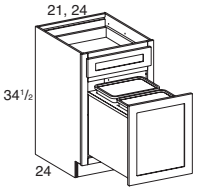

B21WB
B24WB

1 Drawer,
1 Door

- Two 35 quart capacity baskets
- PWD and WDSC option for top drawer only
- Pullout is full extension soft close

Semi-Custom	APC	BO	ES	FCE	FDBS	FH	FI	FIMD	FO	ID	MFE	P	PCE	PWD	RD	RTK	TKA	VTK	WCM	WDSC
SEL	•		•	•		•					•		•	•		•	▲	•		•

SUPER CAPACITY WASTEBASKET BASE CABINETS

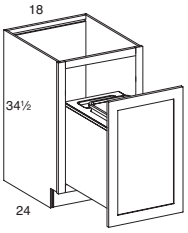

B18WBSPR

1 Door

- 50 quart capacity basket
- Pullout is full extension soft close

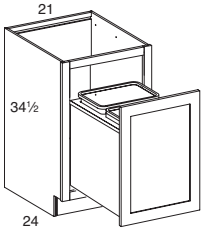

B21WBSPR

1 Door

- Two 50 quart capacity baskets
- Pullout is full extension soft close

Semi-Custom	APC	BO	ES	FCE	FDBS	FH	FI	FIMD	FO	ID	MFE	P	PCE	PWD	RD	RTK	TKA	VTK	WCM	WDSC
SEL	•		•	•		▲					•		•			•	▲	•		

CORNER SINK BASE CABINETS

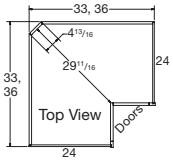

All CSB's and DCSB's have full tops. Refer to each kit to determine field installation requirements.

Corner Sink Base Cabinet

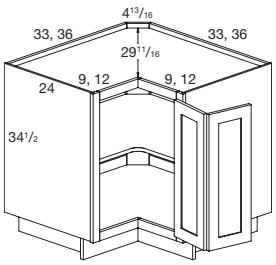

CSB33 L/R
CSB36 L/R

Double doors,
1 Adj. shelf

- **Must specify L or R hinge**
- **Cabinet has full top; top or back must be removed to field install kits**
- Cabinet will fit through standard size door
- **Toe kick shipped unattached**

Semi-Custom	APC	BO	ES	FCE	FDBS	FH	FI	FIMD	FO	ID	MFE	P	PCE	PWD	RD	RTK	TKA	VTK	WCM	WDSC
SEL	•	•	•		▲	▲	•		•		•	•	•					•		

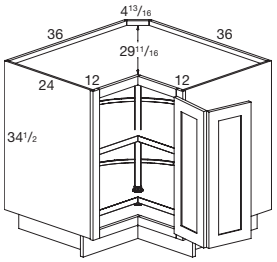

Corner Sink Base Cabinet with Rotary Kidney Shelves

CSB36RKS L/R — **Double doors, 2 – 32″ Diameter plastic rotating kidney shelves and pole**

- **Must specify L or R hinge**
- **Cabinet has full top**
- Rotary kidney shelves come installed
- **Toe kick shipped unattached**

Semi-Custom	APC	BO	ES	FCE	FDBS	FH	FI	FIMD	FO	ID	MFE	P	PCE	PWD	RD	RTK	TKA	VTK	WCM	WDSC
SEL	•	•	•			▲	•		•		•	•	•					•		

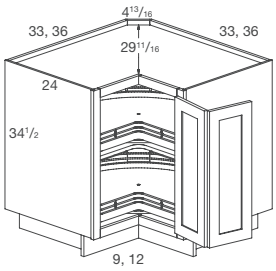

Corner Sink Base Cabinet with Super Susan Installed

CSB33SUPS L/R — **Double doors, 2 – 28″ Diameter wooden rotary shelves, 1 Laminated shelf**

- **Must specify L or R hinge**
- **Cabinet has full top**
- Wooden rotary shelves with 2″ gray powdercoat rails on top edge installed
- **Toe Kick shipped unattached**

CSB36SUPS L/R — **Double doors, 2 – 32″ Diameter wooden rotary shelves, 1 Laminated shelf**

- **Must specify L or R hinge**
- **Cabinet has full top**
- Wooden rotary shelves with 2″ gray powdercoat rails on top edge installed
- **Toe Kick shipped unattached**

Semi-Custom	APC	BO	ES	FCE	FDBS	FH	FI	FIMD	FO	ID	MFE	P	PCE	PWD	RD	RTK	TKA	VTK	WCM	WDSC
SEL	•		•			▲			•		•	•	•					•		

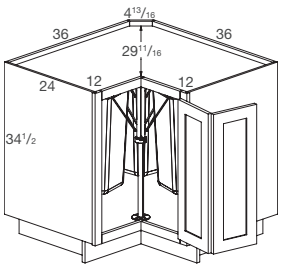

Corner Sink Base Cabinet with Corner Recycle Center Installed

CSB36CRS L/R — **Double doors**

- **Must specify L or R hinge**
- **Cabinet has full top**
- Three 32 quart white plastic bins installed
- Bins have 14⅜″ diameter and are 21″ high
- **Toe kick shipped unattached**

Semi-Custom	APC	BO	ES	FCE	FDBS	FH	FI	FIMD	FO	ID	MFE	P	PCE	PWD	RD	RTK	TKA	VTK	WCM	WDSC
SEL	•		•			▲			•		•	•	•					•		

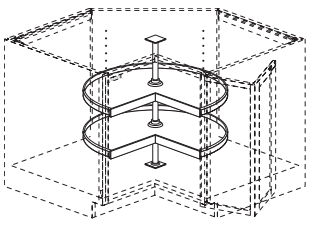

28″ Rotary Kidney Shelf Kit with Hardware

RKS28W

- White plastic shelves have height adjustability
- 28″ Diameter

ALL BASE CABINETS HAVE SQUARE DOORS.

CORNER SINK BASE CABINETS (continued)

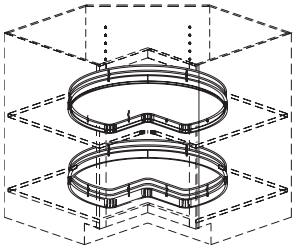

Super Lazy Susan Kit

SUPS

- One shelf included in kit (2 shown)
- **For use in a CSB36, order two SUPS**
- Rotary shelves have mounting hardware on bottom and 2″ gray powdercoat rail on top edge
- Wooden rotary shelf kit is ½″ plywood with ½″ x 1½″ plywood edge banding
- Natural finish
- 28″ Diameter
- Must remove metal rail for field installation

DIAGONAL CORNER SINK BASE CABINET

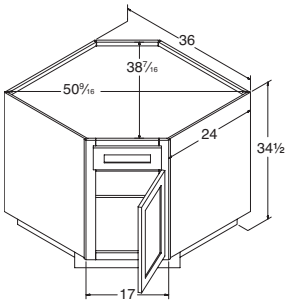

DCSB36 L/R

1 Drawer blank,
1 Door,
1 Adj. shelf

- **Must specify L or R hinge**
- **Cabinet has full top; top or back must be removed to field install kits**
- **Toe kick shipped unattached**

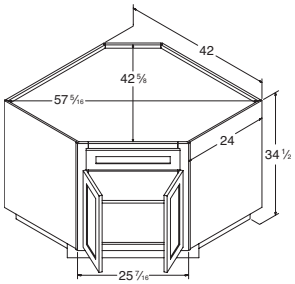

DCSB42

1 Drawer blank,
2 Doors w/o center mullion,
1 Adj. shelf

- **Cabinet has full top; top or back must be removed to field install kits**
- **Toe kick shipped unattached**

Semi-Custom	APC	BO	ES	FCE	FDBS	FH	FI	FIMD	FO	ID	MFE	P	PCE	PWD	RD	RTK	TKA	VTK	WCM	WDSC
SEL	●	●			▲	●	●		●		●		●					●		

DIAGONAL CORNER SINK BASE CABINET WITH ROTARY SHELF KIT INSTALLED

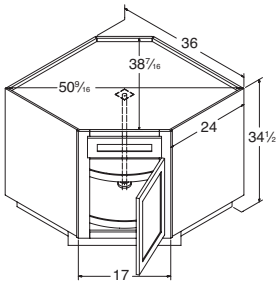

DCSB36RS L/R

1 Drawer blank,
1 Door,
2 – 32″ Diameter plastic rotating shelves and pole

- **Must specify L or R hinge**
- Rotary shelf kit installed
- **Cabinet has full top**
- **Toe kick shipped unattached**

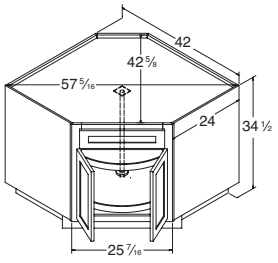

DCSB42RS

1 Drawer blank,
2 Doors w/o center mullion,
2 – 32″ Diameter plastic rotating shelves and pole

- Rotary shelf kit installed
- **Cabinet has full top**
- **Toe kick shipped unattached**

Semi-Custom	APC	BO	ES	FCE	FDBS	FH	FI	FIMD	FO	ID	MFE	P	PCE	PWD	RD	RTK	TKA	VTK	WCM	WDSC
SEL	●					●			●		●		●					●		

ASYMMETRICAL CORNER SINK BASE CABINETS

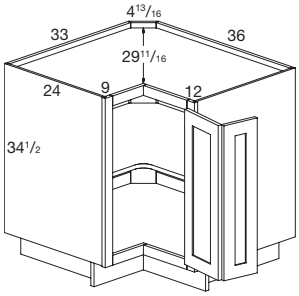

ACSB3336 L/R

Double doors,
1 Full depth adj. shelf

- **Must specify L or R hinge**
- Kits will not install
- **Cabinet has full top**
- **Toe kick shipped unattached**

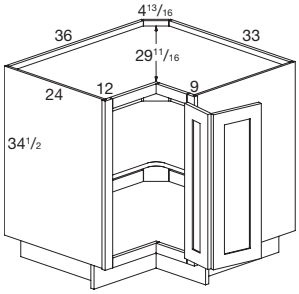

ACSB3633 L/R

Double doors,
1 Full depth adj. shelf

- **Must specify L or R hinge**
- Kits will not install
- **Cabinet has full top**
- **Toe kick shipped unattached**

Semi-Custom	APC	BO	ES	FCE	FDBS	FH	FI	FIMD	FO	ID	MFE	P	PCE	PWD	RD	RTK	TKA	VTK	WCM	WDSC
SEL	●	●	●		▲	▲	●		●		●		●					●		

BASE LAZY SUSANS

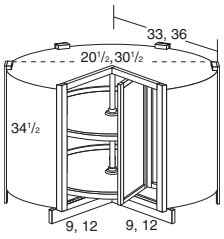

BLS33
BLS36

Double doors attached to
Rotary Shelves

- 18″ Diameter shelves on BLS33
- 28″ Diameter shelves on BLS36
- FOL door styles have a double face frame
- **All door styles have white Rotary Shelves**

Semi-Custom	APC	BO	ES	FCE	FDBS	FH	FI	FIMD	FO	ID	MFE	P	PCE	PWD	RD	RTK	TKA	VTK	WCM	WDSC
SEL	●		●			▲											▲	●		

BASE BLIND CORNER CABINETS

BASE BLIND CORNER CABINET ORDERING/INSTALLATION INSTRUCTIONS
Must order left or right blind. For single door cabinets, hinge is on blind side of cabinet. Left base blind corner cabinet is shown. Blind corner cabinets with swing out kits should not be installed next to appliance cabinets due to clearance needed for kits. On FOL door styles, the adjoining cabinet requires a minimum 1″ filler without hardware. Requires 2½″ filler with hardware.

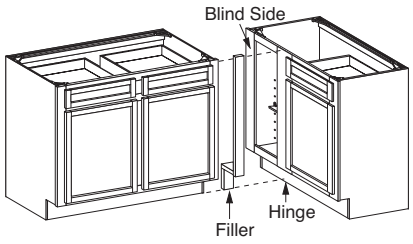

Maximum/Minimum Pull Measurements

		TOL	FOL
BBC36	maximum pull	40¾	40¾
	minimum pull w/hardware	37⅛	38¼
	minimum pull w/o hardware	36	37
BBC39	maximum pull	43¾	43¾
	minimum pull w/hardware	40⅛	41¼
	minimum pull w/o hardware	39	40
BBC42	maximum pull	46¾	46¾
	minimum pull w/hardware	43⅛	44¼
	minimum pull w/o hardware	42	43
BBC45	maximum pull	49¾	49¾
	minimum pull w/hardware	46⅛	47¼
	minimum pull w/o hardware	45	46
BBC48	maximum pull	51¼	51¼
	minimum pull w/hardware	48	48¾
	minimum pull w/o hardware	48	48

ALL BASE CABINETS HAVE SQUARE DOORS.

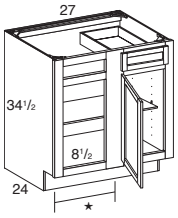

Left Blind Shown

36″ Base Blind Corner Cabinet

BBC36L **1 Drawer,**
BBC36R **1 Door,**
1 Adj. shelf

- **Must order L or R blind**
- Center Stile is 6½″

★ **Distance from frame edge to edge of closed door**
TOL = 16¼″
FOL = 15 3/16″

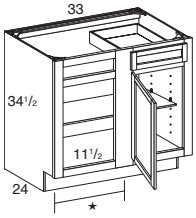

Left Blind Shown

39″ Base Blind Corner Cabinet

BBC39L **1 Drawer,**
BBC39R **1 Door,**
1 Adj. shelf

- **Must order L or R blind**
- Center Stile is 6½″

★ **Distance from frame edge to edge of closed door**
TOL = 19¼″
FOL = 18 3/16″

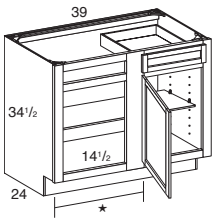

Left Blind Shown

42″ Base Blind Corner Cabinet

BBC42L **1 Drawer,**
BBC42R **1 Door,**
1 Adj. shelf

- **Must order L or R blind**
- Center Stile is 6½″

★ **Distance from frame edge to edge of closed door**
TOL = 22¼″
FOL = 21 3/16″

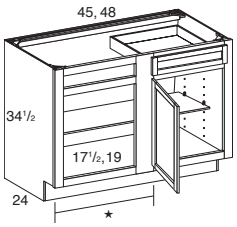

Left Blind Shown

45″ & 48″ Base Blind Corner Cabinet

BBC45L **1 Drawer,**
BBC45R **1 Door,**
BBC48L **1 Adj. shelf**
BBC48R

- **Must order L or R blind**
- Center stile is 6½″

★ **Distance from frame edge to edge of closed door**

BBC45
TOL = 25¼″
FOL = 24 3/16″

BBC48
TOL = 26¾″
FOL = 25 11/16″

Semi-Custom	APC	BO	ES	FCE	FDBS	FH	FI	FIMD	FO	ID	MFE	P	PCE	PWD	RD	RTK	TKA	VTK	WCM	WDSC
SEL	●	●	●	●	●	●	●		●		●	●	●	●	●	●	▲	●		●

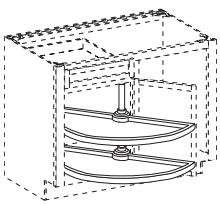

Swing Out Shelves for Corner Base

For BBC42
SOS42W

For BBC45
SOS45W

- Bottom shelf slides out
- White shelves attach to bar behind center mullion
- Remove existing cabinet shelf and install swing out shelves before countertop installation

BASE BLIND CORNER CABINETS WITH SWING OUT SHELVES

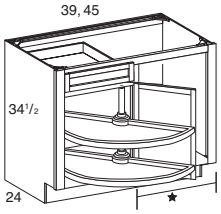

Right Blind Shown

BBC42SOSL
BBC42SOSR
BBC45SOSL
BBC45SOSR

1 Drawer,
1 Door,
2 Swing out shelves

*** Distance from frame edge to edge of closed door**

BBC42SOS	BBC45SOS
TOL = 22¼″	TOL = 25¼″
FOL = 21³⁄₁₆″	FOL = 24³⁄₁₆″

- **Not reversible, must order left or right blind**
- Bottom shelf slides out for easy access
- For all door styles, shelves are white
- Center stile is 6½″

Semi-Custom	APC	BO	ES	FCE	FDBS	FH	FI	FIMD	FO	ID	MFE	P	PCE	PWD	RD	RTK	TKA	VTK	WCM	WDSC
SEL	●		●	●		●					●		●	●		●	▲	●		●

BASE BLIND CORNER CABINETS WITH SUPERIOR PULLOUT SHELVES

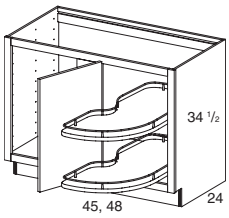

Left Blind Shown

BBC45LSPS
BBC45RSPS
BBC48LSPS
BBC48RSPS

1 Door,
2 Swing out shelves

*** Distance from frame edge to edge of closed door**

BBC45SPS	BBC48SPS
TOL = 25¼″	TOL = 26¾″
FOL = 24³⁄₁₆″	FOL = 25¹¹⁄₁₆″

- **Not reversible, must order left or right blind**
- Independent turn and swing out shelves
- For all door styles, shelves are natural finish with grey powdercoated rails

Semi-Custom	APC	BO	ES	FCE	FDBS	FH	FI	FIMD	FO	ID	MFE	P	PCE	PWD	RD	RTK	TKA	VTK	WCM	WDSC
SEL	●		●	●		▲					●		●			●	▲	●		

BASE BLIND CORNER CABINETS WITH PULLOUT TRAY

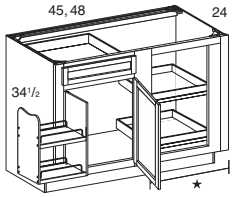

Right Blind Shown

BBC45PTL
BBC45PTR
BBC48PTL
BBC48PTR

1 Drawer,
1 Door,
1 Pullout tray,
2 Sliding shelves

*** Distance from frame edge to edge of closed door**

BBC45PT	BBC48PT
TOL = 25¼″	TOL = 26¾″
FOL = 24³⁄₁₆″	FOL = 25¹¹⁄₁₆″

- **Not reversible, must order left or right blind**
- Maximum 40 lb. load capacity for pullout tray
- Center stile is 6½″
- Full extension dovetailed sliding shelves with soft close
- Pullout tray has natural finish with chrome rails
- PWD and WDSC options for top drawer only

Semi-Custom	APC	BO	ES	FCE	FDBS	FH	FI	FIMD	FO	ID	MFE	P	PCE	PWD	RD	RTK	TKA	VTK	WCM	WDSC
SEL	●		●	●		●					●		●	●		●	▲	●		●

BASE BLIND CORNER CABINET WITH WIRE PULLOUT SHELVES

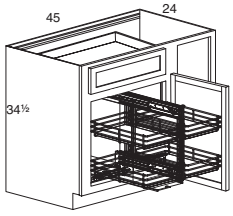

Right Blind Shown

BBC45LWPS
BBC45RWPS

1 Drawer,
1 Door,
1 Sliding pullout

*** Distance from frame edge to edge of closed door**

BBC45WPS
TOL = 25¼″
FOL = 24³⁄₁₆″

- **Not reversible, must order left or right blind**
- For all door styles, pullout is natural finish with grey powdercoated rails

Semi-Custom	APC	BO	ES	FCE	FDBS	FH	FI	FIMD	FO	ID	MFE	P	PCE	PWD	RD	RTK	TKA	VTK	WCM	WDSC
SEL	●		●	●		●					●		●	●		●	▲	●		●

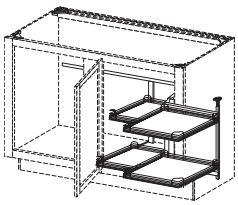

Left Blind Shown with SSOTR Installed

Super Swing Out Tray
SSOTL
SSOTR

- Remove existing cabinet shelf and install before countertop installation
- For use in SB48 with full height doors only
- SSOTL swings left and installs in a right blind application
- SSOTR swings right and installs in a left blind application

ALL BASE CABINETS HAVE SQUARE DOORS.

BASE BLIND CORNER PENINSULA CABINET

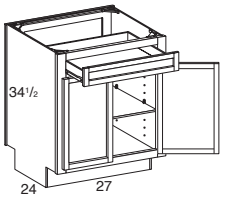

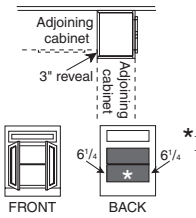

BBC27P

1 Drawer,
2 Doors w/o center mullion on face of cabinet,
1 Full depth adj. shelf

- Back of cabinet is open and does not have doors or drawer front
- Cabinet can be pulled a maximum of 3″

*Blind area will be filled with ⅛″ back panel material

Semi-Custom	APC	BO	ES	FCE	FDBS	FH	FI	FIMD	FO	ID	MFE	P	PCE	PWD	RD	RTK	TKA	VTK	WCM	WDSC
SEL	●	●	●	●	▲	●	●		●		●	▲	●	●	●	●	▲	●	▲	●

BASE OPEN SHELF CABINET

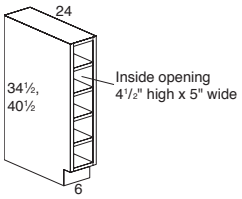

BOSC6 (5 Shelves)
BOSC640 (6 Shelves)

- Sides, top and bottom have ¾″ plywood frameless construction
- **For MDF and Thermofoil door styles, item is painted maple. For Laminate door styles in Natural Maple, Sienna, Spiceberry, Linen or White finishes, item is finished maple. For Laminate door styles in Natural Cherry finish, item is finished cherry.**

Semi-Custom	APC	BO	ES	FCE	FDBS	FH	FI	FIMD	FO	ID	MFE	P	PCE	PWD	RD	RTK	TKA	VTK	WCM	WDSC
SEL	▲	▲		▲	▲		▲				▲		▲		●		▲	●		

OPEN DISPLAY BASE END CABINETS WITH VALANCE OPTION

Cabinet has finished plywood sides and interior. Shelf is ¾″ finished plywood. Cabinets have chrome peg shelf supports which mount underneath shelf. Unfinished plywood toe kick. For MDF and Thermofoil door styles, cabinet is painted maple. Open Display Cabinets come standard as shown. Please refer to the Semi-Custom Program for a list of all available valance options.

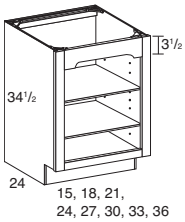

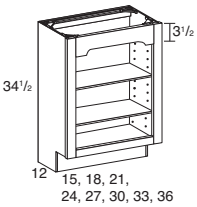

Reduced Depth Option Available

Open Display Base Cabinet

ODB15 **ODB27**
ODB18 **ODB30**
ODB21 **ODB33**
ODB24 **ODB36**

2 Full depth adj. shelves

- ODBR15 not available with AF valance option

Semi-Custom	APC	BO	ES	FCE	FDBS	FH	FI	FIMD	FO	ID	MFE	P	PCE	PWD	RD	RTK	TKA	VTK	WCM	WDSC
SEL	▲	▲	●	●	▲		▲				▲		▲		●	●	▲	●	▲	

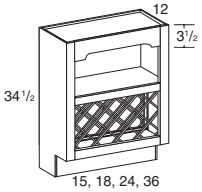

Open Display Base Rack Cabinet

ODBR15
ODBR18
ODBR24
ODBR36

- ODBR15 not available with AF valance option

Semi-Custom	APC	BO	ES	FCE	FDBS	FH	FI	FIMD	FO	ID	MFE	P	PCE	PWD	RD	RTK	TKA	VTK	WCM	WDSC
SEL	▲	▲	●	●	▲		▲				▲		▲			●	▲	●		

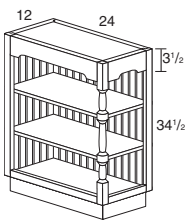

Left Hand Shown

Open Display Base End Cabinets

ODBEC12L
ODBEC12R

2 Fixed shelves

- Beaded plywood back
- Unfinished plywood toe kick
- Standard as shown
- Please refer to the Semi-Custom Program for a list of all available valance options
- **Not available with arch or arch fret valance option**
- **For MDF and Thermofoil door styles, cabinet is painted maple**

Semi-Custom	APC	BO	ES	FCE	FDBS	FH	FI	FIMD	FO	ID	MFE	P	PCE	PWD	RD	RTK	TKA	VTK	WCM	WDSC
SEL	▲	▲			▲		▲						▲				▲	●		

PET CENTER DESIGN IDEAS

Pet centers are a great way to give pets their very own spaces within your customer's homes. They are functional as well as stylish. Pet centers will allow you to create custom accommodations that make everyday pet owner tasks more manageable and give pets an added sense of belonging within their own homes.





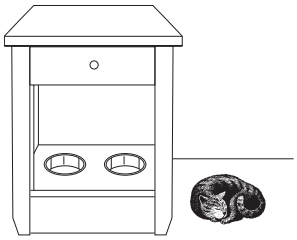

BASE WHATNOT SHELVES

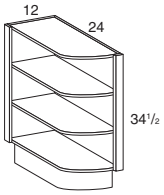

Left Shown

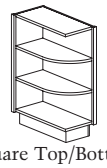
Square Top/Bottom Shelf Option Available

Base End Whatnot Shelf

BES2412

- 12″ Radius
- L or R reversibility
- **4½″ Matching toe kick shipped unattached**
- ¾″ Plywood shelves
- ID/RD options change depth only - width will not change
- 9″ space between shelves
- Stile is 1⅛″

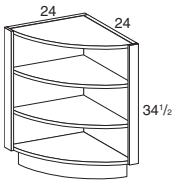

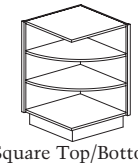
Square Top/Bottom Shelf Option Available

Corner Base End Whatnot Shelf

CBES2424

- 24″ Depth
- **4½″ Matching toe kick shipped unattached**
- ¾″ Plywood shelves
- 9″ space between shelves
- Stile is 1⅛″
- **Reduced Depth option would reduce both ends equally**

Semi-Custom	APC	BO	ES	FCE	FDBS	FH	FI	FIMD	FO	ID	MFE	P	PCE	PWD	RD	RTK	TKA	VTK	WCM	WDSC
SEL	▲				▲		▲						▲		•					

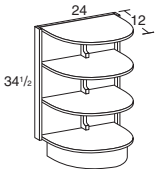

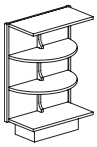
Square Top/Bottom Shelf Option Available

Peninsula Base Whatnot Shelf

PBWN24

- **4½″ Matching toe kick shipped unattached**
- ¾″ Plywood shelves
- 9″ space between shelves
- Stile is 1⅛″

Semi-Custom	APC	BO	ES	FCE	FDBS	FH	FI	FIMD	FO	ID	MFE	P	PCE	PWD	RD	RTK	TKA	VTK	WCM	WDSC
SEL	▲				▲		▲						▲							

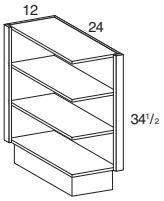

Left Shown

Square Base End Whatnot Shelf

SBES2412

- L or R reversibility
- ¾″ Solid wood shelves
- ID/RD options change depth only - width will not change
- 9″ space between shelves
- Stile is 1⅛″
- **Matching toe kick shipped unattached**

Semi-Custom	APC	BO	ES	FCE	FDBS	FH	FI	FIMD	FO	ID	MFE	P	PCE	PWD	RD	RTK	TKA	VTK	WCM	WDSC
SEL	▲				▲		▲						▲		•					

ALL BASE CABINETS HAVE SQUARE DOORS.

BASE WHATNOT SHELVES (continued)

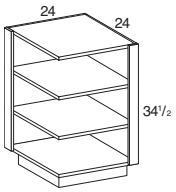

Square Corner Base End Whatnot Shelf

SCBES2424

- L or R reversibility
- ¾″ Plywood shelves
- RD option would reduce both ends equally
- 9″ space between shelves
- Stile is 1⅛″
- **Matching toe kick shipped unattached**

Semi-Custom	APC	BO	ES	FCE	FDBS	FH	FI	FIMD	FO	ID	MFE	P	PCE	PWD	RD	RTK	TKA	VTK	WCM	WDSC
SEL	▲				▲		▲						▲		•					

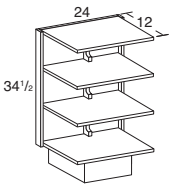

Square Peninsula Base Whatnot Shelf

SPBWN24

- 12″ Depth
- ¾″ Plywood shelves
- 9″ space between shelves
- Stile is 1⅛″
- **Matching toe kick shipped unattached**

Semi-Custom	APC	BO	ES	FCE	FDBS	FH	FI	FIMD	FO	ID	MFE	P	PCE	PWD	RD	RTK	TKA	VTK	WCM	WDSC
SEL	▲				▲		▲						▲							

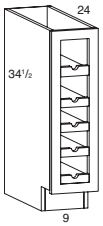

Base Bottle Rack Cabinet

BBR9

- RD available to 12″
- Holds 5 bottles

Semi-Custom	APC	BO	ES	FCE	FDBS	FH	FI	FIMD	FO	ID	MFE	P	PCE	PWD	RD	RTK	TKA	VTK	WCM	WDSC
SEL	▲	▲			▲		▲			•	▲		▲		•		▲			



Wicker Basket (kit only)

WBK15
WBK18

- One basket included in kit (2 shown)
- Basket has hand pull on both sides
- WBK15 installs in ODB15
- WBK18 installs in ODB18 and ODDB18
- When installing in ODDB18, use one basket only
- **The wooden runners included in kit must be cut down in width for installation to 1⅜″**

SMALL WOVEN BASKET KITS



SWBK5 (5 Baskets)
SWBK6 (6 Baskets)
SWBK7 (7 Baskets)

- SWBK5 Installs in BOSC6 and WOSC630
- SWBK6 Installs in BOSC640 and WOSC636
- SWBK7 Installs in WOSC642

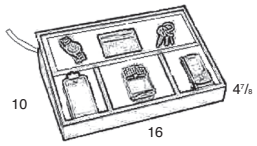

Charging Station

CHGST

- Power strip not included
- Black velvet liner

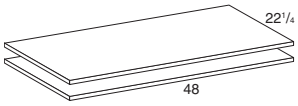

Peninsula Plywood Shelf Kit

PPS48KIT

- Includes 2 shelves and shelf clips
- Shelves are ¾″ veneered plywood with a natural finish
- Edge banded on 2 long sides
- Fits standard peninsula base cabinets
- **Not available in Thermofoil, Laminate and MDF**
- More sizes available in the Replacement Shelves section

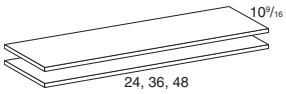

Plywood Shelf Kit

PS24KIT
PS36KIT
PS48KIT

- Includes 2 shelves and shelf clips
- Shelves are ¾″ veneered plywood with a natural finish
- Edge banded on one long side
- Fits standard base and wall cabinets
- **Not available in Thermofoil, Laminate and MDF**
- More sizes available in the Replacement Shelves section

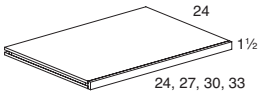

Stack Spacer Kit 1½″

SSK1.524
SSK1.527
SSK1.530
SSK1.533

- For use when stacking to fill the 1½″ countertop gap allowing for easier alignment of upper cabinets

---

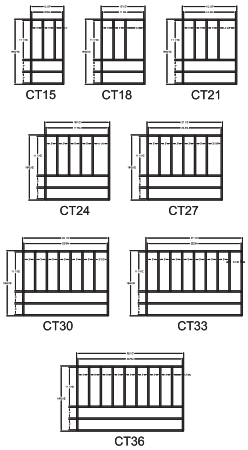

FR

Cutlery Tray

CT15	**CT27**
CT18	**CT30**
CT21	**CT33**
CT24	**CT36**

- Solid wood
- **Installs in wood drawer only**
- Available in natural finish only

ALL BASE CABINETS HAVE SQUARE DOORS.

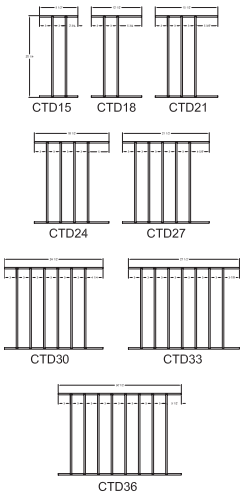

FR

Cutlery Tray Divider

CTD15 **CTD27**
CTD18 **CTD30**
CTD21 **CTD33**
CTD24 **CTD36**

- Solid wood
- Available in natural finish only
- Shipped unassembled
- Length must be trimmed for Hardwood and Plywood Dovetail Drawers
- Width must be trimmed for Vinyl Drawer
- Dividers may be omitted to create larger openings

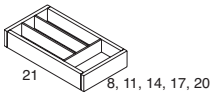

FR

Cutlery Drawer

CD12 (for B12, B24, BWPS12, 3DB12, 4DB12)
CD15 (for B15, B30, BWPS15, 3DB15, 4DB15, B45, B48)
CD18 (for B18, B36, BWPS18, 3DB18, 4DB18, B48)
CD21 (for B21, B42, BWPS21, 3DB21, 4DB21)
CD24 (for B24, B48, BWPS24, 3DB24, 4DB24)

- Solid wood
- Available in natural finish only

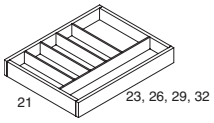

CD27 (for B27, BWPS27, 3DB27, 4DB27)
CD30 (for B30WCM, BWPS30, 3DB30, 4DB30)
CD33 (for B33WCM, BWPS33, 3DB33)
CD36 (for B36WCM, BWPS36, 3DB36)

Utensil Drawer

UD15 (for B15, B30, 3DB15, 4DB15, B45, B48)
UD18 (for B18, B36, 3DB18, 4DB18, B48)
UD21 (for B21, B42, 3DB21, 4DB21)
UD24 (for B24, B48, 3DB24, 4DB24)

- Solid wood
- Available in natural finish only

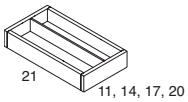

UD27 (for B27, 3DB27, 4DB27)
UD30 (for B30WCM, 3DB30, 4DB30)
UD33 (for B33WCM, 3DB33)
UD36 (for B36WCM, 3DB36)

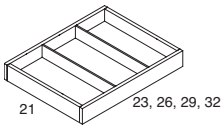

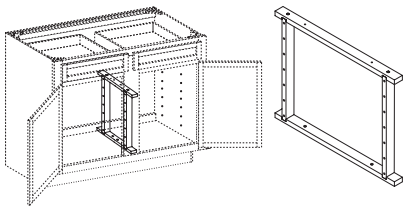

Center Mullion Kit

CMK

- Installs in base and vanity cabinets 30″ and wider
- Attaches behind the frame center stile for installation of sliding shelves
- Sliding shelves are not included and must be ordered separately
- Hardware included
- Trimmable for 21″ deep cabinets

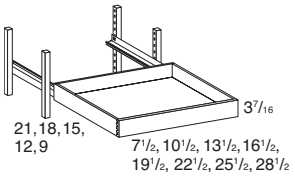

24″ Deep Dovetail Soft Close Sliding Shelf

SSDSC1224 (for B12)
SSDSC1524 (for B15, B30)
SSDSC1824 (for B18, B36)
SSDSC2124 (for B21, B42)
SSDSC2424 (for B24)
SSDSC2724 (for B27)
SSDSC3024 (for B30)
SSDSC3024WCM (for B30WCM)
SSDSC3324 (for B33)
SSDSC3324WCM (for B33WCM)
SSDSC3624 (for B36)
SSDSC3624WCM (for B36WCM)
SSDSC3924 (for B39)
SSDSC4224 (for B42)
SSDSC4524 (for B45)
SSDSC4524D2 (for B45D2)
SSDSC4824 (for B48)
SSDSC4824D2 (for B48D2)

21″ Deep Dovetail Soft Close Sliding Shelf

SSDSC1221
SSDSC1521
SSDSC1821
SSDSC2121
SSDSC2421
SSDSC2721
SSDSC3021
SSDSC3021WCM
SSDSC3321
SSDSC3321WCM
SSDSC3621
SSDSC3621WCM
SSDSC3921
SSDSC4221
SSDSC4521
SSDSC4521D2
SSDSC4821
SSDSC4821D2

- Includes one solid wood dovetail sliding shelf with soft close undermount slides, four mounting supports and attachment hardware
- SSDSC30, SSDSC33, SSDSC36, SSDSC39, SSDSC42, SSDSC45D2 and SSDSC48D2 include two shelves and slides for installation
- SSDSC45 and SSDSC48 include three shelves and slides for installation
- Function Ready only available for 24″ and 21″ deep sliding shelves

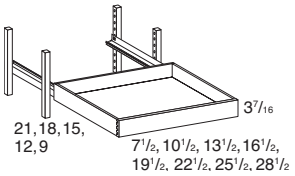

18″ Deep Dovetail Soft Close Sliding Shelf

SSDSC1218
SSDSC1518
SSDSC1818
SSDSC2118
SSDSC2418
SSDSC2718
SSDSC3018
SSDSC3018WCM
SSDSC3318
SSDSC3318WCM
SSDSC3618
SSDSC3618WCM
SSDSC3918
SSDSC4218
SSDSC4518
SSDSC4518D2
SSDSC4818
SSDSC4818D2

15″ Deep Dovetail Soft Close Sliding Shelf

SSDSC1215
SSDSC1515
SSDSC1815
SSDSC2115
SSDSC2415
SSDSC2715
SSDSC3015
SSDSC3015WCM
SSDSC3315
SSDSC3315WCM
SSDSC3615
SSDSC3615WCM
SSDSC3915
SSDSC4215
SSDSC4515
SSDSC4515D2
SSDSC4815
SSDSC4815D2

12″ Deep Dovetail Soft Close Sliding Shelf

SSDSC1212
SSDSC1512
SSDSC1812
SSDSC2112
SSDSC2412
SSDSC2712
SSDSC3012
SSDSC3012WCM
SSDSC3312
SSDSC3312WCM
SSDSC3612
SSDSC3612WCM
SSDSC3912
SSDSC4212
SSDSC4512
SSDSC4512D2
SSDSC4812
SSDSC4812D2

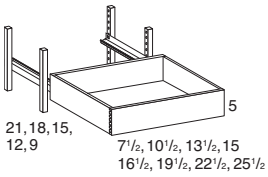

5″ High, 24″ Deep Dovetail Soft Close Sliding Shelf

SSDSC1224-5 (for B12)
SSDSC1524-5 (for B15, B30)
SSDSC1824-5 (for B18, B36)
SSDSC2124-5 (for B21, B42)
SSDSC2424-5 (for B24)
SSDSC2724-5 (for B27)
SSDSC3024-5 (for B30)
SSDSC3024WCM-5 (for B30WCM)
SSDSC3324-5 (for B33)
SSDSC3324WCM-5 (for B33WCM)
SSDSC3624-5 (for B36)
SSDSC3624WCM-5 (for B36WCM)
SSDSC3924-5 (for B39)
SSDSC4224-5 (for B42)
SSDSC4524-5 (for B45)
SSDSC4524D2-5 (for B45D2)
SSDSC4824-5 (for B48)
SSDSC4824D2-5 (for B48D2)

5″ High, 21″ Deep Dovetail Soft Close Sliding Shelf

SSDSC1221-5
SSDSC1521-5
SSDSC1821-5
SSDSC2121-5
SSDSC2421-5
SSDSC2721-5
SSDSC3021-5
SSDSC3021WCM-5
SSDSC3321-5
SSDSC3321WCM-5
SSDSC3621-5
SSDSC3621WCM-5
SSDSC3921-5
SSDSC4221-5
SSDSC4521-5
SSDSC4521D2-5
SSDSC4821-5
SSDSC4821D2-5

- Includes one solid wood dovetail sliding shelf with soft close undermount slides, four mounting supports and attachment hardware
- SSDSC30, SSDSC33, SSDSC36, SSDSC39, SSDSC42, SSDSC45D2 and SSDSC48D2 include two shelves and slides for installation
- SSDSC45 and SSDSC48 include three shelves and slides for installation

ALL BASE CABINETS HAVE SQUARE DOORS.

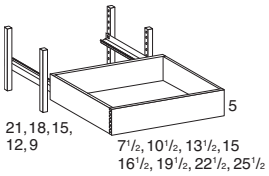

5″ High, 18″ Deep Dovetail Soft Close Sliding Shelf

SSDSC1218-5
SSDSC1518-5
SSDSC1818-5
SSDSC2118-5
SSDSC2418-5
SSDSC2718-5
SSDSC3018-5
SSDSC3018WCM-5
SSDSC3318-5
SSDSC3318WCM-5
SSDSC3618-5
SSDSC3618WCM-5
SSDSC3918-5
SSDSC4218-5
SSDSC4518-5
SSDSC4518D2-5
SSDSC4818-5
SSDSC4818D2-5

5″ High, 15″ Deep Dovetail Soft Close Sliding Shelf

SSDSC1215-5
SSDSC1515-5
SSDSC1815-5
SSDSC2115-5
SSDSC2415-5
SSDSC2715-5
SSDSC3015-5
SSDSC3015WCM-5
SSDSC3315-5
SSDSC3315WCM-5
SSDSC3615-5
SSDSC3615WCM-5
SSDSC3915-5
SSDSC4215-5
SSDSC4515-5
SSDSC4515D2-5
SSDSC4815-5
SSDSC4815D2-5

5″ High, 12″ Deep Dovetail Soft Close Sliding Shelf

SSDSC1212-5
SSDSC1512-5
SSDSC1812-5
SSDSC2112-5
SSDSC2412-5
SSDSC2712-5
SSDSC3012-5
SSDSC3012WCM-5
SSDSC3312-5
SSDSC3312WCM-5
SSDSC3612-5
SSDSC3612WCM-5
SSDSC3912-5
SSDSC4212-5
SSDSC4512-5
SSDSC4512D2-5
SSDSC4812-5
SSDSC4812D2-5

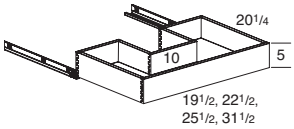

5″ High, 24″ Deep U-Shaped Dovetail Soft Close Sliding Shelf

SSDSCU2424-5 (for SB24)
SSDSCU2724-5 (for SB27)
SSDSCU3024WCM-5 (for SB30WCM)
SSDSCU3624WCM-5 (for SB36WCM)

- Includes one solid wood dovetail sliding shelf with soft close undermount slides, four mounting supports and attachment hardware

---

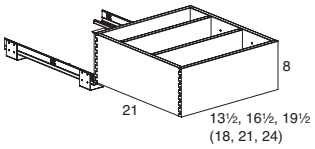

Deep Storage Pull Out

DSPO18 (for B18, B36)
DSPO21 (for B21, B42)
DSPO24 (for B24, B24SD, B48D2)

- Includes one solid wood dovetail sliding shelf with soft close undermount slides, four mounting supports and attachment hardware

---

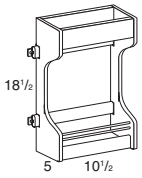

FR

Door Shelf Kit

DSK (for B18, B36, SB36)

- ½″ Plywood
- 5″ Depth
- Available in natural finished wood with chrome rails
- Removable tray

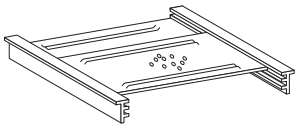

FR

Drawer Bread Box Cover

DBBC15 (for 3DB15)
DBBC18 (for 2DB18, 3DB18)
DBBC21 (for 3DB21)

- Clear plastic
- Fits in wood drawer only
- Not trimmable

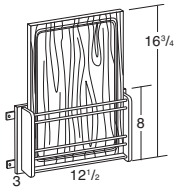

Cutting Board

CB

- Solid wood
- Mounts on door
- Natural finish
- Includes mounting hardware
- For single door base and sink base cabinets, installs in 18″ wide and larger
- For double door base and sink base cabinets, installs in 36″ wide and larger

---

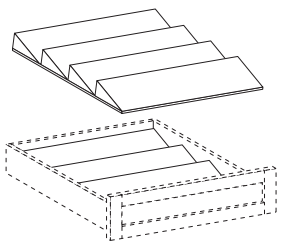

FR

Wood Drawer Spice Rack

WDSR12 (for 12″)
WDSR15 (for 15″)
WDSR18 (for 18″)
WDSR21 (for 21″)
WDSR24 (for 24″)
WDSR27 (for 27″)

- Solid wood
- Natural finish
- **Installs in wood drawers only**
- **Includes spice drawer unit only, not a complete drawer**

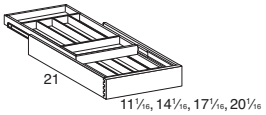

Wood Tiered Cutlery Tray

WTCT15 (for B15, B30, 3DB15, 4DB15)
WTCT18 (for B18, B36, 3DB18, 4DB18)
WTCT21 (for B21, B42, 3DB21, 4DB21)
WTCT24 (for B24, B48D2, 3DB24, 4DB24)

- Replaces the existing drawer
- Existing drawer front reattaches to the front of the kit with screws
- Once installed, will open and close as a standard drawer
- Cannot be installed in cabinets less than 24″ deep
- Includes full extension soft close drawer slides

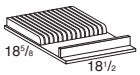

Knife Divider

KD

- Fits B24 cabinet drawer
- Trimmable
- Natural finished wood

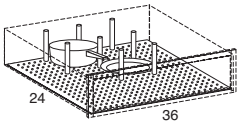

Deep Drawer Pegged Dish Organizer

DDPDO (board and 8 posts)
DDPDOKIT (set of 4 posts)

- Fits DRB deep drawers – Must be trimmed
- Organizer kit includes board and 8 posts
- Posts are 1″ diameter x 6 5/16″ height
- Posts mount into pre-drilled holes and are secured with fastening nut
- Predrilled holes are on 1 3/16″ centers
- Additional posts can be ordered – DDPDOKIT includes 4 posts and locking nuts

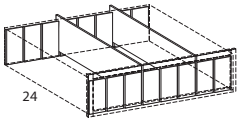

Deep Divider Kit

DDK

- Trimmable
- Fits deep drawers
- Kit includes 2 dividers and slotted ends

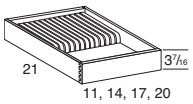

Knife Drawer

KDWR15
KDWR18
KDWR21
KDWR24

- Replaces the existing drawer
- Existing drawer front reattaches to the front of the kit with screws
- Once installed, will open and close as a standard drawer
- Cannot be installed in cabinets less than 24″ deep
- Includes full extension soft close drawer slides

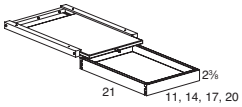

Cutting Board Drawer

CBD15
CBD18
CBD21
CBD24

- Replaces the existing drawer
- Existing drawer front reattaches to the front of the kit with screws
- Once installed, will open and close as a standard drawer
- Cannot be installed in cabinets less than 24″ deep
- Includes full extension soft close drawer slides

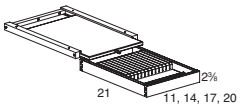

Cutting Board and Knife Drawer

CBKD15
CBKD18
CBKD21
CBKD24

- Replaces the existing drawer
- Existing drawer front reattaches to the front of the kit with screws
- Once installed, will open and close as a standard drawer
- Cannot be installed in cabinets less than 24″ deep
- Includes full extension soft close drawer slides

ALL BASE CABINETS HAVE SQUARE DOORS.

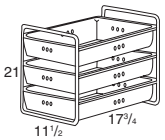

FR

Plastic Vegetable Bin Kit

PVBK (for B18, B24, B27, B36, U188424)

- White polystyrene plastic bins in white metal rack
- Fits 21″ deep cabinets and deeper

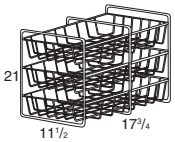

FR

Metal Vegetable Bin Kit

MVBK (for B18, B24, B27, B36, U188424)

- Gray powdercoat
- Fits 21″ deep cabinets and deeper

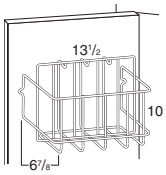

Kitchen Foil Holder

KFH

- Gray powdercoat

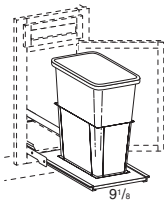

FR

Single Wastebasket

SW9.125 (for B15, B18, B21, B24, B27, B30, B33, B36)

- White wastebasket has 35 quart capacity
- Wire frame and full extension slides are brushed nickel
- Includes mounts and screws for floor mount

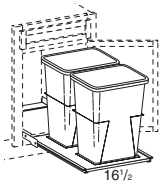

FR

Double Wastebasket

DW16.5 (for B21, B24)

- White wastebaskets have 70 quart combined capacity
- Wire frame and full extension slides are brushed nickel
- Includes mounts and screws for floor mount

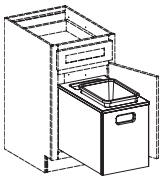

FR

Super Single Wastebasket

SSW15 (for B15)
SSW18 (for B18)

- White wastebasket has 35 quart capacity
- Full extension soft close slides included
- Includes mounts and screws for floor mount

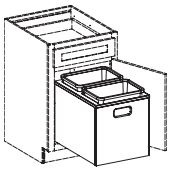

SDW21 & SDW24

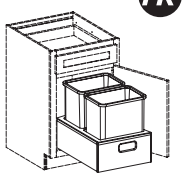

SDW18

FR

Super Double Wastebasket

SDW18 (for B18)
SDW21 (for B21)
SDW24 (for B24)

- White wastebaskets have 70 quart combined capacity
- Full extension soft close slides included
- Includes mounts and screws for floor mount

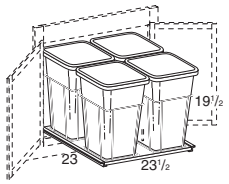

FR

4 Bin Recycle Center

4BRC (for B27)

- Four white wastebaskets have 108 quart combined capacity
- Equipped to separate the four most common recyclable materials: plastic, glass, paper and metal
- Full extension slides
- Includes mounts and screws for floor mount



Wastebasket Lids

35QTLIDW (white)

- Fits 35 quart capacity wastebaskets
- For use with B15WB, B18WB, B18WB2, B21WB, B24WB, AC18WB, ACB21WB, ALB15WB, ALB18WB and ALB21WB
- For double wastebasket cabinets, lids will not open on back wastebasket



Wastebasket

35QTWBW (white)

- White wastebasket has 35 quart capacity
- For use with B15WB, B18WB, B18WB2, B21WB, B24WB, AC18WB, ACB21WB, ALB15WB, ALB18WB and ALB21WB



Under Sink Wastebasket

USWB

- Built in handles for easy removal
- Fits 24″ and 21″ depth cabinets
- Contains 2 containers (1) 10 liter and (1) 20 liter
- Fit sink bases 30″ wide

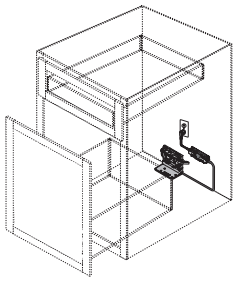

Wastebasket Touch To Open Kit

WBTTOK

- Electrical drawer opening mechanism
- For use in wastebasket cabinets

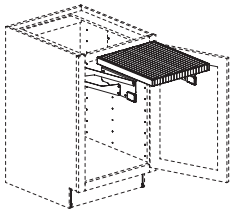

NEW CODES

Hide A Mixer Shelf Kit

HAMSKIT18 (for B18 FH)
HAMSKIT21 (for B21 FH)
HAMSKIT24 (for B24SD FH)

- 1½″ Thick solid maple
- Includes mounting hardware
- Shelf is 16″ W x 18″ D
- Installs in 24″ deep – full height cabinets only
- 30 lb. Weight capacity

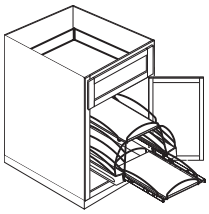

FR

Pot, Pan and Lid Caddy

PPLC24
PPLC30

- For all door styles, caddy is natural finish with gray powdercoated rails
- Two separate pullout sections
- Slanted side sections for lid storage

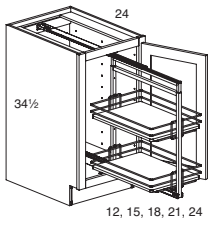

FR

Base Pantry Pullout

BPPO12
BPPO15
BPPO18
BPPO21
BPPO24

- Includes mounting hardware
- Installs in 24″ deep - full height cabinets only

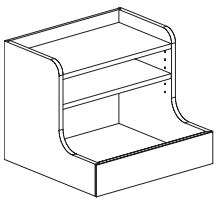

Pot and Pan Pullout

PTPNPO27
PTPNPO30
PTPNPO33
PTPNPO36

- Pullout is natural finish and include full extension slides

ALL BASE CABINETS HAVE SQUARE DOORS.

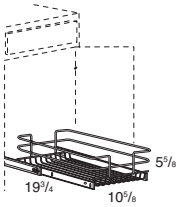

Under Sink Basket

USB (for B15, B30)

- Chrome
- Includes full extension slides

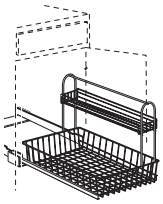

FR **Under Sink Basket Deluxe**

USBD18
USBD21

- Removable basket with fixed handle
- Gray powdercoat
- Can be installed on the right or the left
- Top basket offset for plumbing clearance

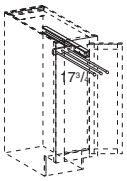

Pullout Towel Bar

POTB

- Three slide out prongs for towels
- Mounts in all base cabinets
- Gray powdercoat

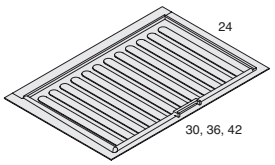

FR **Base Drip Tray Almond**

BDTA3024 (trim for 27″)
BDTA3624 (trim for 33″)
BDTA4224 (trim for 39″)

- Trim to fit
- For cabinets with center mullion, tray must be installed before countertop

---

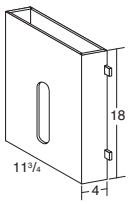

Plastic Bag Recycling Dispenser

PBRD

- Mounts to door
- Natural finished plywood
- For single door base and sink base cabinets, installs in 18″ wide and larger
- For double door base and sink base cabinets, installs in 36″ wide and larger

---

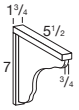

Small Countertop Support

SCS

- Solid Wood
- **For MDF and Thermofoil door styles, item is painted maple. For Laminate door styles in Natural Maple, Sienna, Spiceberry, Linen or White finishes, item is finished maple. For Laminate door styles in Natural Cherry finish, item is finished cherry.**

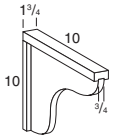

Countertop Support

CS

- Solid wood
- **For MDF and Thermofoil door styles, item is painted maple. For Laminate door styles in Natural Maple, Sienna, Spiceberry, Linen or White finishes, item is finished maple. For Laminate door styles in Natural Cherry finish, item is finished cherry.**

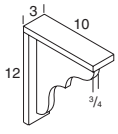

Fancy Countertop Support

FCS

- Solid wood
- **For MDF and Thermofoil door styles, item is painted maple. For Laminate door styles in Natural Maple, Sienna, Spiceberry, Linen or White finishes, item is finished maple. For Laminate door styles in Natural Cherry finish, item is finished cherry.**

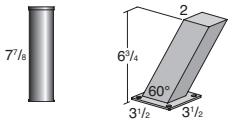

Stainless Countertop Support
SCSV (vertical)
SCSA (angled)

- Brushed stainless steel
- Includes all mounting hardware

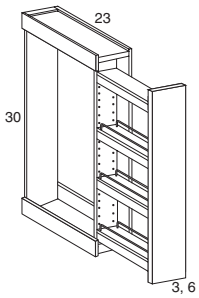

Base Filler Pullout

BFP3 **2 Adj. shelves,**
BFP6 **1 Fixed shelf**

- Includes wood spacers
- Must be installed between two cabinets
- An overlay filler trim is recommended for FOL door styles
- Natural finished wood with chrome rails
- Can be installed next to a cabinet with Flush Cabinet End option by omitting supplied spacers
- If not installed between 2 cabinets, exposed end must be covered with an end panel
- Full extension slides

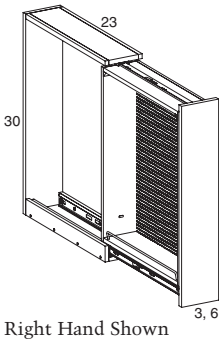

Right Hand Shown

Base Filler Peg Pullout

BFPP3L **BFPP6L**
BFPP3R **BFPP6R**

- Natural finished wood with stainless steel perforated panel pullout
- An overlay filler trim is recommended for FOL door styles
- Can be installed next to a cabinet with Flush Cabinet End option by omitting supplied spacers
- If not installed between 2 cabinets, exposed end must be covered with an end panel
- Full extension slides
- Assortment of stainless steel black coated hooks and pegs

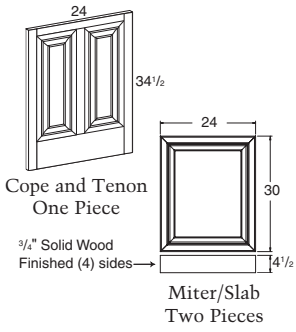

FR

Matching Base End Panel

MBEP

- ¾" Solid wood construction with spacers on back to compensate for the face frame scribe
- All MBEPs are square on top and bottom edge
- TOL door styles have a decorative profile on the sides
- FOL door styles have matching door edge profile on the sides and are designed to flush with the face frame of the cabinet
- Harmony and Concord have a mitered profile
- Loft and Manchester are slab with a separate toe kick
- **For Thermofoil door styles, Matching End Panels are thermofoiled fiberboard**
- **For Laminate door styles, Matching End Panels are melamine laminated furniture board**
- **For MDF door styles, Matching End Panels are painted MDF**

Semi-Custom	APC	BO	ES	FCE	FDBS	FH	FI	FIMD	FO	ID	MFE	P	PCE	PWD	RD	RTK	TKA	VTK	WCM	WDSC
SEL										•					•					

ALL BASE CABINETS HAVE SQUARE DOORS.

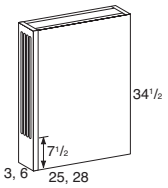

Fluted Base Pilaster

FP34B **FP634B**
FP34B27 **FP634B27**

- Pilasters have ¾″ solid wood fronts
- Back, top and bottom are ½″ unfinished plywood
- Sides are ½″ finished plywood
- Not trimmable
- 3″ wide has 4 flutes and 6″ wide has 8 flutes
- When ID/RD option is chosen, pilasters are built to the specified depth (i.e. RD16 will be 16″ deep)
- **For MDF and Thermofoil door styles, item is painted maple. For laminate door styles in Natural Maple, Sienna, Spiceberry, Linen or White finishes, item is finished maple. For laminate door styles in Natural Cherry finish, item is finished cherry.**

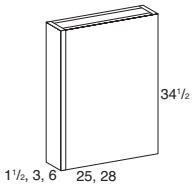

Plain Base Pilaster

PP1.534B
PP34B
PP634B
PP1.534B27
PP34B27
PP634B27

- Pilasters have ¾″ solid wood fronts
- Back, top and bottom are ½″ unfinished plywood
- Sides are ½″ finished plywood
- When ID/RD option is chosen, pilasters are built to the specified depth (i.e. RD16 will be 16″ deep)
- **For MDF and Thermofoil door styles, item is painted maple. For laminate door styles in Natural Maple, Sienna, Spiceberry, Linen or White finishes, item is finished maple. For laminate door styles in Natural Cherry finish, item is finished cherry.**

Semi-Custom	APC	BO	ES	FCE	FDBS	FH	FI	FIMD	FO	ID	MFE	P	PCE	PWD	RD	RTK	TKA	VTK	WCM	WDSC
SEL	▲			▲							▲		▲		•					

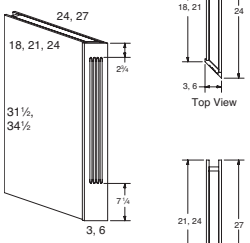

Left Shown

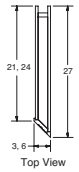

Angle Fluted Base Pilaster

AFP34BL
AFP34BR
AFP634BL
AFP634BR
AFP34B27L
AFP34B27R
AFP634B27L
AFP634B27R

- Pilasters have ¾″ solid wood fronts
- Back, top and bottom are ½″ unfinished plywood
- Finished on front and short side only
- Short side available with FCE option
- Not trimmable
- 3″ Wide has 4 flutes and 6″ wide has 8 flutes
- **For MDF and Thermofoil door styles, item is painted maple. For laminate door styles in Natural Maple, Sienna, Spiceberry, Linen or White finishes, item is finished maple. For laminate door styles in Natural Cherry finish, item is finished cherry.**



Left Shown

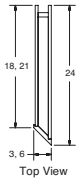

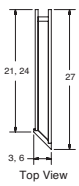

Angle Plain Base Pilaster

APP34BL
APP34BR
APP634BL
APP634BR
APP34B27L
APP34B27R
APP634B27L
APP634B27R

- Pilasters have ¾″ solid wood fronts
- Back, top and bottom are ½″ unfinished plywood
- Finished on front and short side only
- Short side available with FCE option
- **For MDF and Thermofoil door styles, item is painted maple. For laminate door styles in Natural Maple, Sienna, Spiceberry, Linen or White finishes, item is finished maple. For laminate door styles in Natural Cherry finish, item is finished cherry.**

Semi-Custom	APC	BO	ES	FCE	FDBS	FH	FI	FIMD	FO	ID	MFE	P	PCE	PWD	RD	RTK	TKA	VTK	WCM	WDSC
SEL	▲			•							▲		▲		•					

ISLAND COMPONENTS

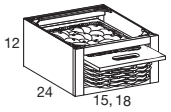

Island Component Basket Unit

ICBU15
ICBU18

- Framed construction
- Basket functional front and back
- Reduced Depth option not available
- ¾″ Unfinished plywood flush ends standard
- Finished interior standard

ISLAND COMPONENT BASE ENDS WITH LEGS

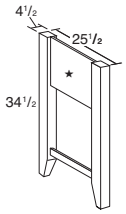

Island Component Base End with Chunky Shaker Legs

ICBE24CSTL

- Ends finished on both sides
- Reversible for left or right application
- For MDF and Thermofoil door styles, component base ends are painted maple
- Reduced Depth option available in 3″ increments to 15″
  When specifying:
  RD21 actual depth is 22½″
  RD18 actual depth is 19½″
  RD15 actual depth is 16½″
- Increased Depth option available in 3″ increments to 48″
  When specifying:
  ID27 actual depth is 28½″
  ID30 actual depth is 31½″
  ID33 actual depth is 34½″
  ID36 actual depth is 37½″
  ID39 actual depth is 40½″
  ID42 actual depth is 43½″
  ID45 actual depth is 46½″
  ID48 actual depth is 49½″
  ⋆ 16½″ W x 12″ H inside dimension

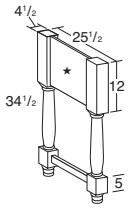

Island Component Base End with Chunky Classic Legs

ICBE24CCTL

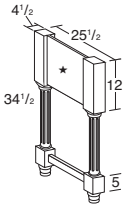

Island Component Base End with Chunky Fluted Legs

ICBE24CFTL

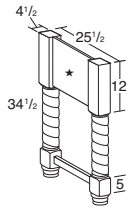

Island Component Base End with Chunky Rope Legs

ICBE24CRTL

Semi-Custom	APC	BO	ES	FCE	FDBS	FH	FI	FIMD	FO	ID	MFE	P	PCE	PWD	RD	RTK	TKA	VTK	WCM	WDSC
SEL	▲									•	▲		▲		•					

ALL BASE CABINETS HAVE SQUARE DOORS.

ISLAND COMPONENT BASE ENDS WITH LEGS (continued)

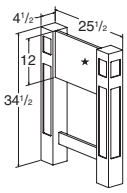

Island Component Base End with Mission Square Posts

ICBE24MSP

- Available in cherry, maple and oak
- Ends finished on both sides
- Reversible for left or right application
- Post will be profiled on the two outside faces and smooth on the two faces that attach to the cabinet and side panel
- For MDF and Thermofoil door styles, component base ends are painted maple
- Reduced Depth option available in 3″ increments to 15″
  When specifying:
  RD21 actual depth is 22½″
  RD18 actual depth is 19½″
  RD15 actual depth is 16½″
- Increased Depth option available in 3″ increments to 48″
  When specifying:
  ID27 actual depth is 28½″
  ID30 actual depth is 31½″
  ID33 actual depth is 34½″
  ID36 actual depth is 37½″
  ID39 actual depth is 40½″
  ID42 actual depth is 43½″
  ID45 actual depth is 46½″
  ID48 actual depth is 49½″
  ⋆ 16½″ W x 12″ H inside dimension

Semi-Custom	APC	BO	ES	FCE	FDBS	FH	FI	FIMD	FO	ID	MFE	P	PCE	PWD	RD	RTK	TKA	VTK	WCM	WDSC
SEL										●					●					



Island Component Center Support

ICCS

- Recommended for islands 36″ wide or wider
- Trimmable

ISLAND COMPONENT SHELVES

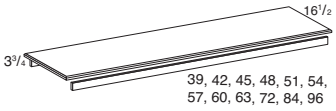

Note: When ordering component shelf, the overall dimension of the island will correspond with the correct shelf size. For example, if you are building a 39″ wide island, order an ICS39 shelf.

Island Component Shelf

ICS39	**ICS48**	**ICS57**	**ICS72**
ICS42	**ICS51**	**ICS60**	**ICS84**
ICS45	**ICS54**	**ICS63**	**ICS96**

Actual width:

ICS39 37½″	ICS48 46½″	ICS57 55½″	ICS72 70½″
ICS42 40½″	ICS51 49½″	ICS60 58½″	ICS84 82½″
ICS45 43½″	ICS54 52½″	ICS63 61½″	ICS96 94½″

- ¾″ Thick plywood shelf with CEMB moulding applied to all sides
- Two support rails and brackets included for shelf support. Must be field installed.
- Not trimmable
- Must specify finish
- For MDF and Thermofoil door styles, shelf is painted maple
- Reduced Depth option available in 3″ increments to 15″
  When specifying:
  RD21 actual depth is 13½″
  RD18 actual depth is 10½″
  RD15 actual depth is 7½″
- Increased Depth option available in 3″ increments to 48″
  When specifying:
  ID27 actual depth is 19½″
  ID30 actual depth is 22½″
  ID33 actual depth is 25½″
  ID36 actual depth is 28½″
  ID39 actual depth is 31½″
  ID42 actual depth is 34½″
  ID45 actual depth is 37½″
  ID48 actual depth is 40½″

Semi-Custom	APC	BO	ES	FCE	FDBS	FH	FI	FIMD	FO	ID	MFE	P	PCE	PWD	RD	RTK	TKA	VTK	WCM	WDSC
SEL	▲									●					●					

ACTIVE LIVING CABINETS

Active Living cabinets have 8½″ high x 7½″ deep toe kick. All Arch styles have Square doors in 32½″ high Active Living Cabinets. All single door cabinets must specify left or right hinge.

Active Living cabinetry is available in all Select door styles.

Design Example of Active Living Base Cabinets

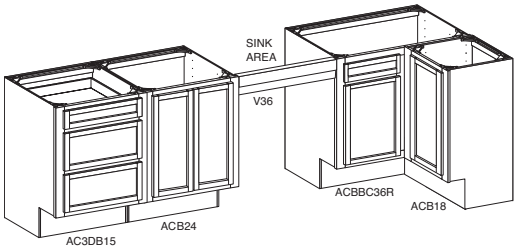

Active Living Base Cabinet

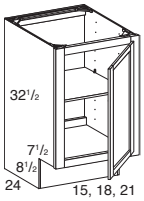

ACB15 L/R
ACB18 L/R
ACB21 L/R

1 Door,
1 Adj. shelf

- **Must specify L or R hinge**

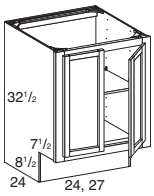

ACB24
ACB27

2 Doors w/o center mullion,
1 Adj. shelf

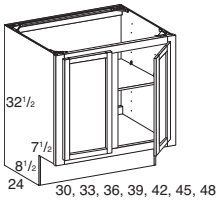

ACB30
ACB33
ACB36
ACB39
ACB42
ACB45
ACB48

2 Doors,
1 Adj. shelf

- Can be used as a blind corner cabinet by removing one door

Maximum/Minimum Pull Measurements

		TOL	FOL
ACB30	maximum pull	40¾″	40¾″
	minimum pull	39″	40¾″
ACB33	maximum pull	42¼″	42¼″
	minimum pull	40½″	42¼″
ACB36	maximum pull	43¾″	43¾″
	minimum pull	42″	43¾″
ACB39	maximum pull	45¼″	43½″
	minimum pull	43½″	43½″
ACB42	maximum pull	46¾″	45″
	minimum pull	45″	45″
ACB45	maximum pull	48¼″	46½″
	minimum pull	46½″	46½″
ACB48	maximum pull	49¾″	48″
	minimum pull	48″	48″

Semi-Custom	APC	BO	ES	FCE	FDBS	FH	FI	FIMD	FO	ID	MFE	P	PCE	PWD	RD	RTK	TKA	VTK	WCM	WDSC
SEL	●	●	●	●	●	▲	●		●		●	●	●		●	●	▲	●		

Active Living Sink Apron

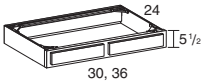

ACSA30
ACSA36

2 Drawer blanks

- ½″ Plywood

Sink Cut Out Dimensions

ACSA30	29″ x 22¾″
ACSA36	35″ x 22¾″

ALL BASE CABINETS HAVE SQUARE DOORS.

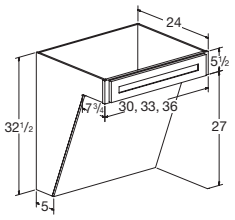

Active Living Sink Base Cabinet

ACSB30 **1 Drawer blank**
ACSB33
ACSB36

- ½″ Plywood
- Removable front panel

Sink Cut Out Dimensions

ACSB30	29″ x 22¾″
ACSB33	32″ x 22¾″
ACSB36	35″ x 22¾″

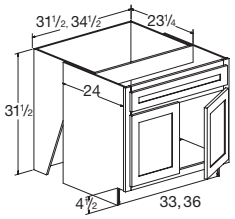

Active Living Sink Base Convertible Cabinet with Removable Front

ALSBC33RF **1 Drawer blank,**
ALSBC36RF **2 Doors w/o center mullion**

- ½″ Plywood
- Removable front has 4½″ high toe kick
- When front is removed there will be a ¾″ gap on both sides that can be filled using any ¾″ base panel

Sink Cut Out Dimensions

ALSBC33RF	29″ x 22¾″
ALSBC36RF	32″ x 22¾″

Semi-Custom	APC	BO	ES	FCE	FDBS	FH	FI	FIMD	FO	ID	MFE	P	PCE	PWD	RD	RTK	TKA	VTK	WCM	WDSC
SEL	▲										●		▲							

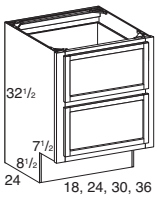

Active Living Two Drawer Base Cabinet

AC2DB18 **2 Drawers**
AC2DB24
AC2DB30
AC2DB36

Semi-Custom	APC	BO	ES	FCE	FDBS	FH	FI	FIMD	FO	ID	MFE	P	PCE	PWD	RD	RTK	TKA	VTK	WCM	WDSC
SEL	●	●	●	●					●		●		●	●	●	●	▲	●		●

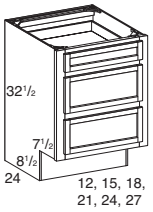

Active Living Three Drawer Base Cabinets

AC3DB12 **3 Drawers**
AC3DB15
AC3DB18
AC3DB21
AC3DB24
AC3DB27

Semi-Custom	APC	BO	ES	FCE	FDBS	FH	FI	FIMD	FO	ID	MFE	P	PCE	PWD	RD	RTK	TKA	VTK	WCM	WDSC
SEL	●	●	●	●					●		●		●	●	●	●	▲	●		●

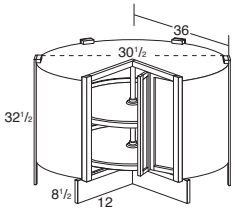

Active Living Base Lazy Susan

ACBLS36 **Double door attached to rotary shelves**

- 28″ Diameter shelves
- In FOL door styles, cabinet has a double face frame

Semi-Custom	APC	BO	ES	FCE	FDBS	FH	FI	FIMD	FO	ID	MFE	P	PCE	PWD	RD	RTK	TKA	VTK	WCM	WDSC
SEL	●		●			▲											▲	●		

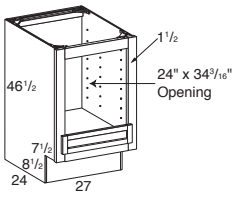

Active Living Dishwasher Base Cabinet

ACDBC2746 **1 Drawer blank**

- Frame opening is 24″ W x 34³⁄₁₆″ H
- Place dishwasher in cabinet, then attach drawer front to conceal dishwasher toe space area
- Cabinet has a subfloor

Semi-Custom	APC	BO	ES	FCE	FDBS	FH	FI	FIMD	FO	ID	MFE	P	PCE	PWD	RD	RTK	TKA	VTK	WCM	WDSC
SEL	▲	●	●	●							▲		▲			●	▲	●		

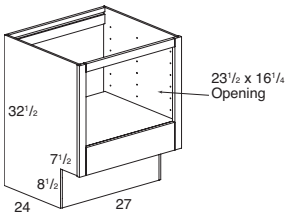

Active Living Dishwasher Drawer Base Cabinet

ACDDB27

- Appliance platform shipped uninstalled
- Appliance area is unfinished
- Trimmable to 25½″ x 20½″ opening

Semi-Custom	APC	BO	ES	FCE	FDBS	FH	FI	FIMD	FO	ID	MFE	P	PCE	PWD	RD	RTK	TKA	VTK	WCM	WDSC
SEL	▲	▲	•	•					•		•		▲			•	▲	•		

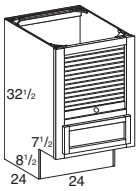

Active Living Tambour Base Cabinet

ACTB24 **1 Drawer**

- Tambour opening is 14½″ x 20½″ W

Semi-Custom	APC	BO	ES	FCE	FDBS	FH	FI	FIMD	FO	ID	MFE	P	PCE	PWD	RD	RTK	TKA	VTK	WCM	WDSC
SEL	•	•	•	•			•				•		•	•	•	•	▲	•		•

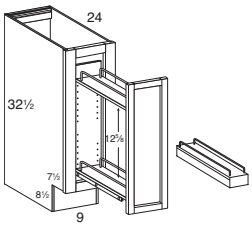

Active Living Base Spice Rack Cabinet

ACBSR9

- Pullout is all wood
- 3 shelves with stainless rails
- Spice rack shipped installed
- Middle shelf is adjustable and can be removed for taller storage
- Slides are full extension soft close

Semi-Custom	APC	BO	ES	FCE	FDBS	FH	FI	FIMD	FO	ID	MFE	P	PCE	PWD	RD	RTK	TKA	VTK	WCM	WDSC
SEL	•		•	•		▲					•		•				▲	•		

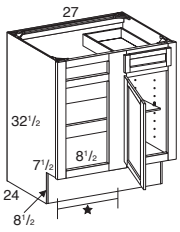

Left Blind Shown

Active Living Base Blind Corner Cabinet

ACBBC36L **1 Drawer,**
ACBBC36R **1 Door,**
1 Adj. shelf

- **Must order left or right blind**
- Hinge is on blind side of cabinet
- Blind area is filled with ⅛″ back panel material

★ **Distance from frame edge to edge of closed door**
TOL = 16¼″
FOL = 15 3/16″

Maximum/Minimum Pull Measurements

	TOL	FOL
Maximum Pull	40¾″	40¾″
Minimum Pull w/Hardware	37⅛″	38¼″
Minimum Pull w/o Hardware	36″	37″

Semi-Custom	APC	BO	ES	FCE	FDBS	FH	FI	FIMD	FO	ID	MFE	P	PCE	PWD	RD	RTK	TKA	VTK	WCM	WDSC
SEL	•	•	•	•	•	•	•		•		•	•	•	•	•	•	▲	•		•

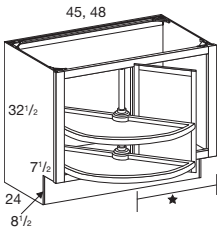

Right Blind Shown

Active Living Base Blind Corner Cabinets with Swingout Shelves

ACBBC45SOSL **1 Door,**
ACBBC45SOSR **2 Swing out shelves**
ACBBC48SOSL
ACBBC48SOSR

- **Must order left or right blind**
- Hinge is on blind side of cabinet
- Blind area is filled with ⅛″ back panel material

★ **Distance from frame edge to edge of closed door**

ACBBC45SOS
TOL = 25¼″
FOL = 24 3/16″

ACBBC48SOS
TOL = 28¼″
FOL = 27 3/16″

Maximum/Minimum Pull Measurements

	TOL	FOL
ACBBC45SOS		
maximum pull	49¾	49¾
minimum pull w/hardware	46⅛	47¼
minimum pull w/o hardware	45	46
ACBBC48SOS		
maximum pull	52¾	52¾
minimum pull w/hardware	48	48
minimum pull w/o hardware	48	48

Semi-Custom	APC	BO	ES	FCE	FDBS	FH	FI	FIMD	FO	ID	MFE	P	PCE	PWD	RD	RTK	TKA	VTK	WCM	WDSC
SEL	•		•	•		▲					•		•			•	▲	•		

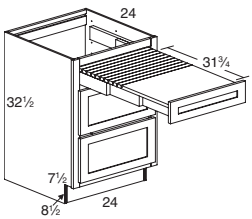

Active Living Three Drawer Base Cabinet with Pullout Table

AC3DB24PT **1 Pullout table,**
2 Drawers

- Top drawer contains a pullout table

Semi-Custom	APC	BO	ES	FCE	FDBS	FH	FI	FIMD	FO	ID	MFE	P	PCE	PWD	RD	RTK	TKA	VTK	WCM	WDSC
SEL	•	•	•	•							•		•	•		•	▲	•		•

ALL BASE CABINETS HAVE SQUARE DOORS.

ACTIVE LIVING CABINETS (continued)

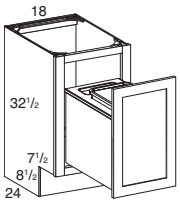

Active Living Base Wastebasket Cabinet

ACB18WB **1 Door**

- 1–35 Quart capacity basket

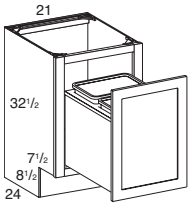

ACB21WB **1 Door**

- 2–35 Quart capacity baskets

Semi-Custom	APC	BO	ES	FCE	FDBS	FH	FI	FIMD	FO	ID	MFE	P	PCE	PWD	RD	RTK	TKA	VTK	WCM	WDSC
SEL	●		●	●		▲					●		●			●	▲	●		

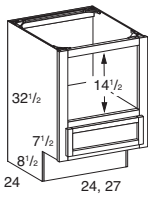

Active Living Base Microwave Cabinet

ACBM24 **1 Drawer**
ACBM27

- Cabinet is not trimmable
- Microwave area dimensions are 23½"W x 14½"H
- Microwave area has finished interior

Semi-Custom	APC	BO	ES	FCE	FDBS	FH	FI	FIMD	FO	ID	MFE	P	PCE	PWD	RD	RTK	TKA	VTK	WCM	WDSC
SEL	▲	●	●	●			▲		●		▲		▲		●	●	▲	●		●

ACTIVE LIVING UTILITY CABINETS

All 84", 90", 93" and 96" high single door cabinets must be specified left or right hinge. Toe kicks shipped attached for all 84"-96" high cabinets. To order with toe kick shipped unattached specify TKU with item code (For example, ACU309624 TKU). See Semi-Custom Program for additional details.

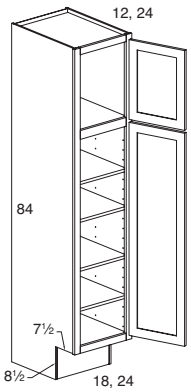

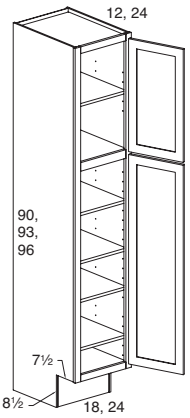

ACU188412 L/R
ACU248412SD L/R
ACU188424 L/R
ACU248424SD L/R

2 Doors,
4 Full depth adj. shelves

- **Must specify L or R hinge**
- Toe kick shipped attached

ACU189012 L/R
ACU249012SD L/R
ACU189024 L/R
ACU249024SD L/R
ACU189312 L/R
ACU249312SD L/R
ACU189324 L/R
ACU249324SD L/R
ACU189612 L/R
ACU249612SD L/R
ACU189624 L/R
ACU249624SD L/R

2 Doors,
5 Full depth adj. shelves

- **Must specify L or R hinge**
- Toe kick shipped attached

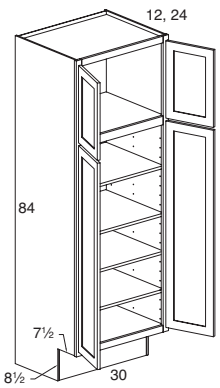

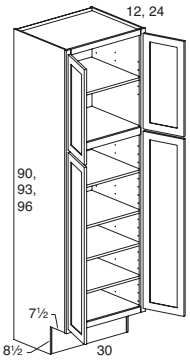

ACU308412
ACU308424

4 Doors,
4 Full depth adj. shelves

- Toe kick shipped attached

ACU309012
ACU309024
ACU309312
ACU309324
ACU309612
ACU309624

4 Doors,
5 Full depth adj. shelves

- Toe kick shipped attached

Semi-Custom	APC	BO	ES	FCE	FDBS	FH	FI	FIMD	FO	ID	MFE	P	PCE	PWD	RD	RTK	TKA	VTK	WCM	WDSC
SEL	●	●	●	●	▲		●		●		●		●		●	●	▲	●		

ACTIVE LIVING OVEN CABINETS

All Oven Cabinets can be cut to fit majority of oven units manufactured. Note: If using self-cleaning oven, be sure Thermofoil and Laminate doors are minimum 3" away from edge of oven. Toe kicks shipped attached for all 84"-96" high cabinets. To order with toe kick shipped unattached specify TKU with item code (For example, ACO309624 TKU). See Semi-Custom Program for additional details.

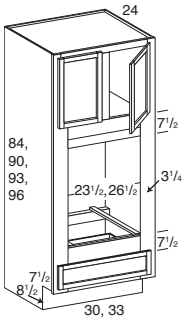

ACO308424
ACO309024
ACO309324
ACO309624
ACO338424
ACO339024
ACO339324
ACO339624

1 Drawer,
2 Doors

- Toe kick shipped attached

30" Wide Cut-Out Dimensions
Minimum = 27½" High x 23½" Wide
Maximum = 38⅝" High x 26½" Wide

33" Wide Cut-Out Dimensions
Minimum = 27½" High x 26½" Wide
Maximum = 38⅝" High x 29½" Wide

Semi-Custom	APC	BO	ES	FCE	FDBS	FH	FI	FIMD	FO	ID	MFE	P	PCE	PWD	RD	RTK	TKA	VTK	WCM	WDSC
SEL	●	●	●	●					●		●		●	●		●	▲	●		●

ACTIVE LIVING ACCESSORIES

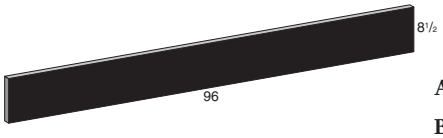

Active Living Base Toe Space Cover Black

BTS8.5B
BTS8.5BPK5
BTS8.5BPK10

- Black finish
- Used on Accessible Cabinets
- ⅞" Laminated MDF

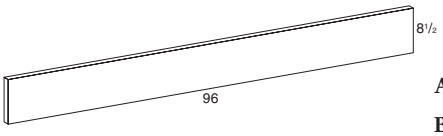

Active Living Base Toe Space Cover Matching

BTS8.5M
BTS8.5MPK5
BTS8.5MPK10

- ⅞" Matching plywood
- Used on Accessible Cabinets
- Order finish same as cabinets
- **For White and Linen Thermofoil and Laminate, toe space cover is ⅜" Laminated MDF**
- **For Natural Maple, Sienna or Spiceberry Laminate, toe space cover is finished maple**
- **For Natural Cherry Laminate, toe space cover is finished cherry**
- **For MDF door styles, toe space cover is finished maple**

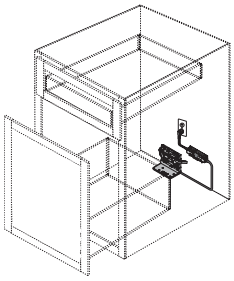

Wastebasket Touch to Open

WBTTOK

- Electrical drawer opening mechanism
- For use in wastebasket cabinets

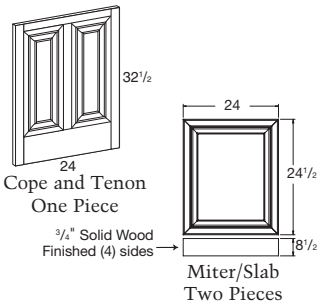

Active Living Matching Base End Panel

ACMBEP

- ¾" Solid wood construction with spacers on back to compensate for the face frame scribe
- All ACMBEPs are square on top and bottom edge
- TOL door styles have a decorative profile on the sides
- FOL door styles have matching door edge profile on the sides and are designed to flush with the face frame of the cabinet
- Harmony and Concord have a mitered profile
- Loft and Manchester are slab with a separate toe kick
- **For Thermofoil door styles, Matching End Panels are thermofoiled fiberboard**
- **For Laminate door styles, Matching End Panels are melamine laminated furniture board**
- **For MDF door styles, Matching End Panels are painted MDF**

Semi-Custom	APC	BO	ES	FCE	FDBS	FH	FI	FIMD	FO	ID	MFE	P	PCE	PWD	RD	RTK	TKA	VTK	WCM	WDSC
SEL										●					●					

ALL BASE CABINETS HAVE SQUARE DOORS.

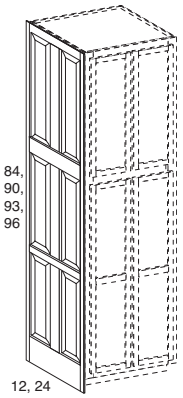

Cope and Tenon
One Piece

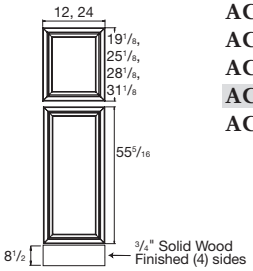

Miter/Slab
Three Pieces

Active Living Matching Tall End Panels

ACMTEP1284
ACMTEP1290
ACMTEP1293
ACMTEP1296
ACMTEP2484
ACMTEP2490
ACMTEP2493
ACMTEP2496

- All ACMTEPs are square on top and bottom edges
- Top center panels will match arch door styles
- ¾" Solid wood construction with spacers on back to compensate for the face frame scribe
- TOL door styles have a decorative profile on the sides
- FOL door styles have matching door edge profile on the sides and are designed to flush with the face frame of the cabinet
- Harmony and Concord have a mitered profile
- **For 12" deep, includes 3 panels only**
- **Loft and Manchester are slab with a separate toe kick**
- **For Thermofoil door styles, matching end panels are thermofoiled fiberboard**
- **For Laminate door styles, matching end panels are melamine laminated furniture board**
- **For MDF door styles, Matching End Panels are painted MDF**

Semi-Custom	APC	BO	ES	FCE	FDBS	FH	FI	FIMD	FO	ID	MFE	P	PCE	PWD	RD	RTK	TKA	VTK	WCM	WDSC
SEL										•					•					

ACTIVE LIVING UNIVERSAL CABINETS

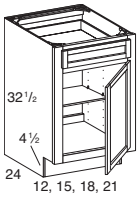

Universal Base

UB1232.5
UB1532.5
UB1832.5
UB2132.5

1 Drawer,
1 Door,
1 Adj. shelf

- **Must specify L or R hinge**

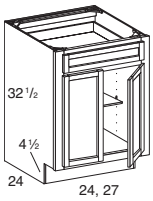

UB2432.5
UB2732.5

1 Drawer,
2 Doors w/o center mullion,
1 Adj. shelf

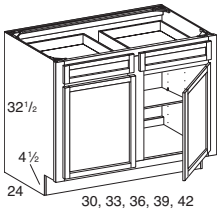

UB3032.5
UB3332.5
UB3632.5
UB3932.5
UB4232.5

2 Drawers,
2 Doors,
1 Adj. shelf

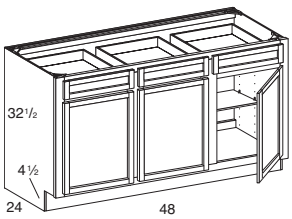

UB4832.5

3 Drawers,
3 Doors,
1 Adj. shelf

- Doors hinged Left, Right, Right

Door Widths:

	TOL	FOL
UB4832.5 (center)	15½"	17⅝"
UB4832.5 (outside)	12½"	14⅝"

Semi-Custom	APC	BO	ES	FCE	FDBS	FH	FI	FIMD	FO	ID	MFE	P	PCE	PWD	RD	RTK	TKA	VTK	WCM	WDSC
SEL	•	•	•	•	•	•	•		•		•	•	•	•	•	•	▲	•		•

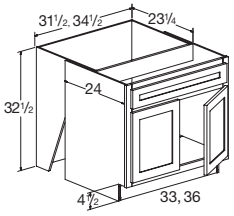

Universal Removable Vanity Sink Front

URVSF3332.5
URVSF3632.5

1 Drawer blank,
2 Doors w/o center mullion

- ½″ Plywood
- Removable front has 4½″ high toe kick
- When front is removed there will be a ¾″ gap on both sides that can be filled using any ¾″ base panel

Sink Cut Out Dimensions
URVSF3332.5 29″ x 22¾″
URVSF3632.5 32″ x 22¾″

Semi-Custom	APC	BO	ES	FCE	FDBS	FH	FI	FIMD	FO	ID	MFE	P	PCE	PWD	RD	RTK	TKA	VTK	WCM	WDSC
SEL	▲										●		▲		●					

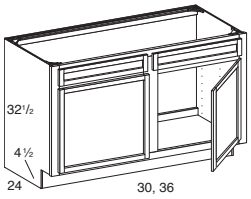

Universal Sink Base

USB3032.5
USB3632.5

2 Drawer blanks,
2 Doors

- All FOL door styles have spacer added to back of drawer blank to make flush with doors

Semi-Custom	APC	BO	ES	FCE	FDBS	FH	FI	FIMD	FO	ID	MFE	P	PCE	PWD	RD	RTK	TKA	VTK	WCM	WDSC
SEL	●	●	●	●		●	●		●		●	●	●	●	●	●	▲	●		●

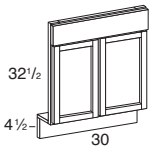

Universal Sink Front

USF3032.5

1 Drawer blank,
2 Doors

- Floor included, shipped separately and sized accordingly
- Maximum Trim: TOL – 3″
  FOL – 0″

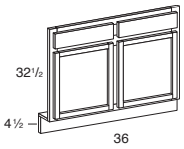

USF3632.5

2 Drawer blanks,
2 Doors

- Floor included, shipped separately and sized accordingly
- Maximum Trim: TOL – 3″
  FOL – 0″

Semi-Custom	APC	BO	ES	FCE	FDBS	FH	FI	FIMD	FO	ID	MFE	P	PCE	PWD	RD	RTK	TKA	VTK	WCM	WDSC
SEL			●			●			▲											

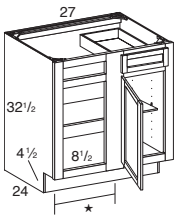

Left Blind Shown

Universal Base Blind Corner Cabinets

UBBC3632.5L
UBBC3632.5R

1 Drawer,
1 Door,
1 Adj. shelf

- **Must order L or R blind**
- Center Stile is 6½″

★ **Distance from frame edge to edge of closed door**
TOL = 16¼″
FOL = 15⁵⁄₁₆″

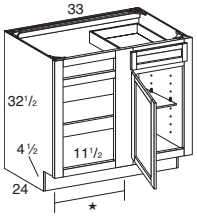

Left Blind Shown

UBBC3932.5L
UBBC3932.5R

1 Drawer,
1 Door,
1 Adj. shelf

- **Must order L or R blind**
- Center Stile is 6½″

★ **Distance from frame edge to edge of closed door**
TOL = 19¼″
FOL = 18⁵⁄₁₆″

Semi-Custom	APC	BO	ES	FCE	FDBS	FH	FI	FIMD	FO	ID	MFE	P	PCE	PWD	RD	RTK	TKA	VTK	WCM	WDSC
SEL	●	●	●	●	●	●	●		●		●	●	●	●	●	●	▲	●		●

ALL BASE CABINETS HAVE SQUARE DOORS.

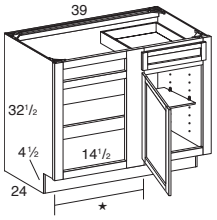

Left Blind Shown

Universal Base Blind Corner Cabinets (continued)

UBBC4232.5L
UBBC4232.5R

1 Drawer,
1 Door,
1 Adj. shelf

- **Must order L or R blind**
- Center Stile is 6½″

★ **Distance from frame edge to edge of closed door**
TOL = 22¼″
FOL = 21 3/16″

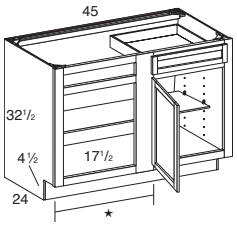

Left Blind Shown

UBBC4532.5L
UBBC4532.5R

1 Drawer,
1 Door,
1 Adj. shelf

- **Must order L or R blind**
- Center stile is 6½″

★ **Distance from frame edge to edge of closed door**
UBBC45
TOL = 25¼″
FOL = 24 3/16″

Semi-Custom	APC	BO	ES	FCE	FDBS	FH	FI	FIMD	FO	ID	MFE	P	PCE	PWD	RD	RTK	TKA	VTK	WCM	WDSC
SEL	●	●	●	●	●	●	●		●		●	●	●	●	●	●	▲	●		●

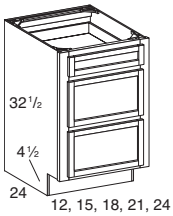

Universal Drawer Base

U3DB1232.5
U3DB1532.5
U3DB1832.5
U3DB2132.5
U3DB2432.5

3 Drawers

Semi-Custom	APC	BO	ES	FCE	FDBS	FH	FI	FIMD	FO	ID	MFE	P	PCE	PWD	RD	RTK	TKA	VTK	WCM	WDSC
SEL	●	●	●	●					●		●		●	●	●	●	▲	●		●

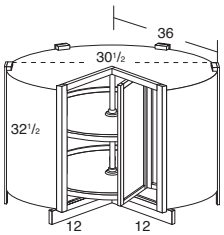

Universal Base Lazy Susan

UBLS3632.5

Double doors attached to Rotary Shelves

- 28″ Diameter shelves on BLS36
- FOL door styles have a double face frame
- **All door styles have white Rotary Shelves**

Semi-Custom	APC	BO	ES	FCE	FDBS	FH	FI	FIMD	FO	ID	MFE	P	PCE	PWD	RD	RTK	TKA	VTK	WCM	WDSC
SEL	●		●			▲											▲	●		

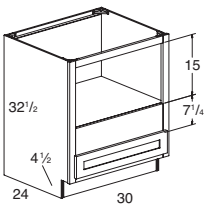

Universal Base Microwave

UBMW3032.5

1 Drawer

- Finished interior
- Standard opening height is 15″
- Maximum cut out height is 20½″
- UBMW30 cut out width is 26½″
- Appliance platform shipped uninstalled
- Includes trimmable supports

Semi-Custom	APC	BO	ES	FCE	FDBS	FH	FI	FIMD	FO	ID	MFE	P	PCE	PWD	RD	RTK	TKA	VTK	WCM	WDSC
SEL	▲	●	●	●			▲		●		▲		▲		●	●	▲	●		●

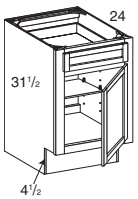

The following Active Living items are standard 24″ depth, 31½″ high cabinets with a 4½″ toe kick. These are some additional items that would be necessary to complete a design using the 31½″ high cabinets. If an order is placed in arch door styles, all 31½″ high vanities will have arch doors. To order square doors on 31½″ high vanities, you MUST specify square on your order. See the Semi-Custom chart for Reduced Depth option availability.

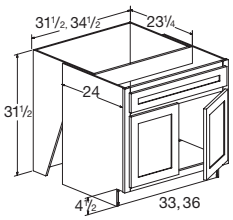

Active Living Sink Base Convertible Cabinet with Removable Front

ALSBC33RF **1 Drawer blank,**
ALSBC36RF **2 Doors w/o center mullion**

- ½″ Plywood
- Removable front has 4½″ high toe kick
- When front is removed there will be a ¾″ gap on both sides that can be filled using any ¾″ base panel

Sink Cut Out Dimensions
ALSBC33RF 29″ x 22¾″
ALSBC36RF 32″ x 22¾″

Semi-Custom	APC	BO	ES	FCE	FDBS	FH	FI	FIMD	FO	ID	MFE	P	PCE	PWD	RD	RTK	TKA	VTK	WCM	WDSC
SEL	▲										●		▲							

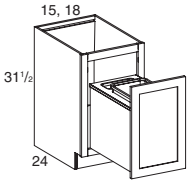

Active Living Wastebasket Base Cabinets

ALB15WB **1 Door**
ALB18WB

- 1-35 Quart capacity basket

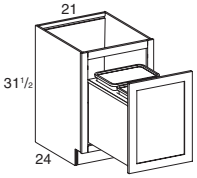

ALB21WB **1 Door**

- 2-35 Quart capacity basket
- In FOL door styles, cabinet has a double face frame

Semi-Custom	APC	BO	ES	FCE	FDBS	FH	FI	FIMD	FO	ID	MFE	P	PCE	PWD	RD	RTK	TKA	VTK	WCM	WDSC
SEL	●		●	●		▲					●		●			●	▲	●		

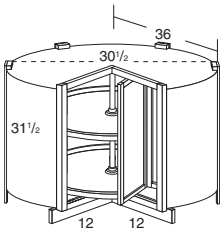

Active Living Base Lazy Susan

ALBLS36 **Double doors attached to Rotary Shelves**

- 28″ Diameter shelves
- In FOL door styles, cabinet has a double face frame

Semi-Custom	APC	BO	ES	FCE	FDBS	FH	FI	FIMD	FO	ID	MFE	P	PCE	PWD	RD	RTK	TKA	VTK	WCM	WDSC
SEL	●		●			▲											▲	●		

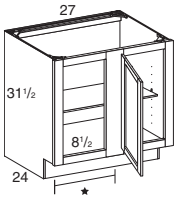

Left Blind Shown

Active Living Base Blind Corner Cabinets

ALBBC36L **1 Door,**
ALBBC36R **1 Adj. Shelf**

- **Must specify L or R blind**
- Hinge is on blind side of cabinet

★Distance from frame edge to edge of closed door
TOL = 16¼″
FOL = 15³⁄₁₆″

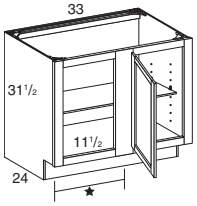

Left Blind Shown

ALBBC39L **1 Door,**
ALBBC39R **1 Adj. Shelf**

- **Must specify L or R blind**
- Hinge is on blind side of cabinet

★Distance from frame edge to edge of closed door
TOL = 19¼″
FOL = 18³⁄₁₆″

Semi-Custom	APC	BO	ES	FCE	FDBS	FH	FI	FIMD	FO	ID	MFE	P	PCE	PWD	RD	RTK	TKA	VTK	WCM	WDSC
SEL	●	●	●	●	●	▲	●		●		●	●	●		●	●	▲	●		

ALL BASE CABINETS HAVE SQUARE DOORS.

ACTIVE LIVING CABINETS (continued)

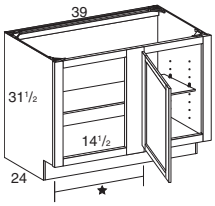

Left Blind Shown

Active Living Base Blind Corner Cabinets (continued)

ALBBC42L **1 Door,**
ALBBC42R **1 Adj. Shelf**

- **Must specify L or R blind**
- Hinge is on blind side of cabinet

*** Distance from frame edge to edge of closed door**
TOL = 22¼"
FOL = 21 3/16"

Pull is for 24" depth cabinet		Minimum Pull w/o Hardware		*Minimum Pull w/ Hardware	
Cabinet	OL Max Pull	TOL	FOL	TOL	FOL
ALBBC36	40¾	36	37	37⅛	38¼
ALBBC39	43¾	39	40	40⅛	41¼
ALBBC42	46¾	42	43	43⅛	44¼
*Adjacent Cabinet Filler Required		None	1"	1¼"	2½"
*Minimum Pull w/Hardware and Adjacent Cabinet Filler Required is based on a hardware protrusion of 1½".					

Semi-Custom	APC	BO	ES	FCE	FDBS	FH	FI	FIMD	FO	ID	MFE	P	PCE	PWD	RD	RTK	TKA	VTK	WCM	WDSC
SEL	●	●	●	●	●	▲	●		●		●	●	●		●	●	▲	●		

ACTIVE LIVING STANDARD VANITY CABINETS

All vanity cabinets are pre-drilled for 10 5/16" deep shelves and have 4½" high toe kicks. Specify Left or Right hinge on all single door vanities. If an order is placed in arch door styles, all 31½" high vanities will have arch doors. To order square doors on 31½" high vanities, you MUST specify square on your order.

Some active living designs can be accomplished with just a lower countertop height. The vanity cabinets have an overall height of 31½" and can be used to achieve this type of design. They are also available in a shallower depth of 21" instead of 24" which may give the consumer easier access to items in the wall cabinets. The Increased Depth option is available in order to get a 24" depth cabinet. See the Semi-Custom chart for availability. Refer to the vanity section for 18" depth cabinets and base height vanity cabinets.

Harvest Arch

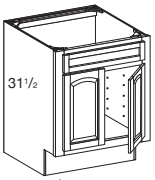

Order HVA

Harvest Square

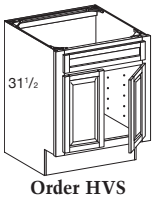

Order HVS

ACTIVE LIVING - UNIVERSAL DESIGN PRODUCTS

Universal Design Products

GRANBERG®

Universal Design Products, Inc. is the North American distributor of accessible kitchen and bathroom lifts designed and manufactured by Granberg of Sweden.

Some of the biggest obstacles to designing an accessible kitchen are access to sinks, cabinets, countertops (worktops) and appliances which are usually not usable for people who are seated, sitting or in a wheelchair. By installing automatic accessibility lifts, the height of sinks, cabinets, worktops and appliances can be adjusted to accommodate the needs of all users. Most importantly you can design beautiful efficient kitchens and bathrooms that maximize the independence, convenience and changing abilities of all household members.

Please contact Universal Design Products, Inc. with any inquires at the number listed below or visit their web site for further information.

Contact Information: Val Holt
1-877-947-7769
www.Universal-Design-Products.com
val@accessibilitypro.com



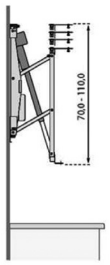

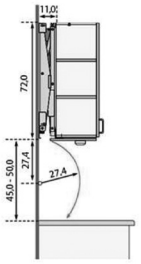

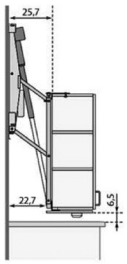

UTILITY CABINETS

All 84″, 90″, 93″ and 96″ high single door cabinets must be specified left or right hinge. Thermofoil and cope and tenon door styles 48 1/16″ and taller will have a horizontal center rail. Toe kicks shipped attached for all 84″- 96″ high cabinets. To order with toe kick shipped unattached specify TKU with item code (For example, U249624 TKU). If APC or PCE is specified, end panels will be unfinished plywood. MFE or FCE must be ordered to receive finished ends. See Semi-Custom Program for additional details.

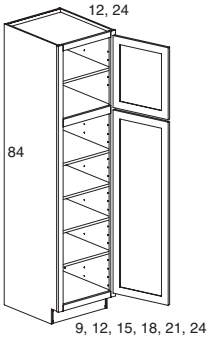

84″ High Utility Cabinet

U98412 L/R
U128412 L/R
U158412 L/R
U188412 L/R
U218412 L/R
U248412SD L/R
U98424 L/R
U128424 L/R
U158424 L/R
U188424 L/R
U218424 L/R
U248424SD L/R

2 Doors,
5 Full depth adj. shelves

- **Must specify L or R hinge**
- Toe kick shipped attached
- For all 9″ wide cabinets, the door is square in TOL arch and all cathedral door styles

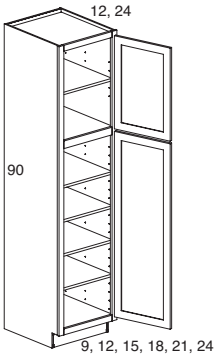

90″ High Utility Cabinet

U99012 L/R
U129012 L/R
U159012 L/R
U189012 L/R
U219012 L/R
U249012SD L/R
U99024 L/R
U129024 L/R
U159024 L/R
U189024 L/R
U219024 L/R
U249024SD L/R

2 Doors,
5 Full depth adj. shelves

- **Must specify L or R hinge**
- Toe kick shipped attached
- For all 9″ wide cabinets, the door is square in TOL arch and all cathedral door styles

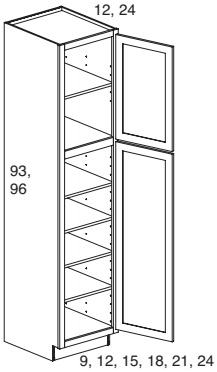

93″ & 96″ High Utility Cabinets

U99312 L/R	**U99612 L/R**
U129312 L/R	**U129612 L/R**
U159312 L/R	**U159612 L/R**
U189312 L/R	**U189612 L/R**
U219312 L/R	**U219612 L/R**
U249312SD L/R	**U249612SD L/R**
U99324 L/R	**U99624 L/R**
U129324 L/R	**U129624 L/R**
U159324 L/R	**U159624 L/R**
U189324 L/R	**U189624 L/R**
U219324 L/R	**U219624 L/R**
U249324SD L/R	**U249624SD L/R**

2 Doors,
5 Full depth adj. shelves

- **Must specify L or R hinge**
- Toe kick shipped attached
- For all 9″ wide cabinets, the door is square in TOL arch and all cathedral door styles

Semi-Custom	APC	BO	ES	FCE	FDBS	FH	FI	FIMD	FO	ID	MFE	P	PCE	PWD	RD	RTK	TKA	VTK	WCM	WDSC
SEL	●	●	●	●	▲		●		●		●		●		●	●	▲	●		

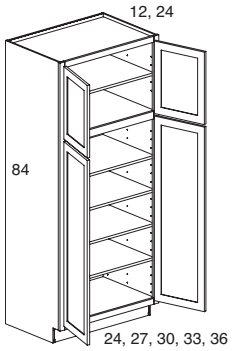

84″ High Utility Cabinet

U248412
U278412
U308412
U338412
U368412
U248424
U278424
U308424
U338424
U368424

4 Doors w/o center mullion,
5 Full depth adj. shelves

- Toe kick shipped attached

Semi-Custom	APC	BO	ES	FCE	FDBS	FH	FI	FIMD	FO	ID	MFE	P	PCE	PWD	RD	RTK	TKA	VTK	WCM	WDSC
SEL	●	●	●	●	▲		●		●		●		●		●	●	▲	●	▲	

UTILITY CABINETS (continued)

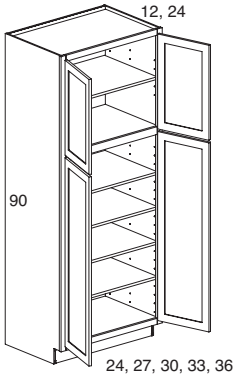

90″ High Utility Cabinet

U249012
U279012
U309012
U339012
U369012
U249024
U279024
U309024
U339024
U369024

4 Doors w/o center mullion,
5 Full depth adj. shelves

- Toe kick shipped attached

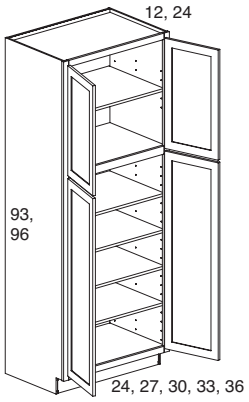

93″ & 96″ High Utility Cabinet

U249312	**U249612**
U279312	**U279612**
U309312	**U309612**
U339312	**U339612**
U369312	**U369612**
U249324	**U249624**
U279324	**U279624**
U309324	**U309624**
U339324	**U339624**
U369324	**U369624**

4 Doors w/o center mullion,
5 Full depth adj. shelves

- Toe kick shipped attached

Semi-Custom	APC	BO	ES	FCE	FDBS	FH	FI	FIMD	FO	ID	MFE	P	PCE	PWD	RD	RTK	TKA	VTK	WCM	WDSC
SEL	●	●	●	●	▲		●		●		●		●		●	●	▲	●	▲	

UTILITY CABINETS WITH SLIDING SHELVES INSTALLED

Shelves are ⅝″ dovetailed hardwood front, sides and back for all door styles including thermofoil. The sliding shelves have a 75 lb. weight capacity. Toe kicks shipped attached for all 84″-96″ high cabinets. To order with toe kick shipped unattached specify TKU with item code (For example, U309024SS TKU). See Semi-Custom Program for additional details.

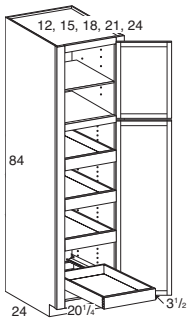

84″ High Utility Cabinet with Sliding Shelves

U128424SS L/R
U158424SS L/R
U188424SS L/R
U218424SS L/R
U248424SDSS L/R

2 Doors,
1 Full depth adj. shelf in upper section,
4 Sliding shelves in lower section

- **Must specify L or R hinge**
- RD available to 21″ depth only
- Toe kick shipped attached

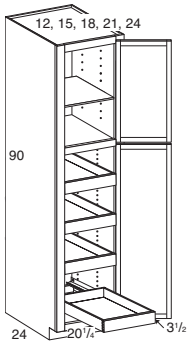

90″ High Utility Cabinet with Sliding Shelves

U129024SS L/R
U159024SS L/R
U189024SS L/R
U219024SS L/R
U249024SDSS L/R

2 Doors,
1 Full depth adj. shelf in upper section,
4 Sliding shelves in lower section

- **Must specify L or R hinge**
- RD available to 21″ depth only
- Toe kick shipped attached

Semi-Custom	APC	BO	ES	FCE	FDBS	FH	FI	FIMD	FO	ID	MFE	P	PCE	PWD	RD	RTK	TKA	VTK	WCM	WDSC
SEL	●		●	●					●		●		●		●	●	▲	●		

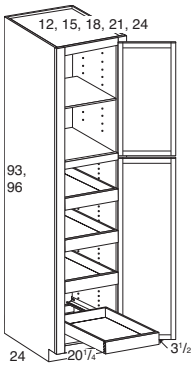

93″ & 96″ High Utility Cabinet with Sliding Shelves

U129324SS L/R	**U129624SS L/R**
U159324SS L/R	**U159624SS L/R**
U189324SS L/R	**U189624SS L/R**
U219324SS L/R	**U219624SS L/R**
U249324SDSS L/R	**U249624SDSS L/R**

2 Doors,
1 Full depth adj. shelf in upper section,
4 Sliding shelves in lower section

- **Must specify L or R hinge**
- RD available to 21″ depth only
- Toe kick shipped attached

Semi-Custom	APC	BO	ES	FCE	FDBS	FH	FI	FIMD	FO	ID	MFE	P	PCE	PWD	RD	RTK	TKA	VTK	WCM	WDSC
SEL	●		●	●					●		●		●		●	●	▲	●	▲	

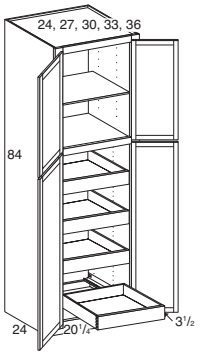

84″ High Utility Cabinet with Sliding Shelves

U248424SS
U278424SS
U308424SS
U338424SS
U368424SS

4 Doors w/o center mullion,
1 Full depth adj. shelf in upper section,
4 Sliding shelves in lower section

- RD available to 21″ depth only
- Toe kick shipped attached

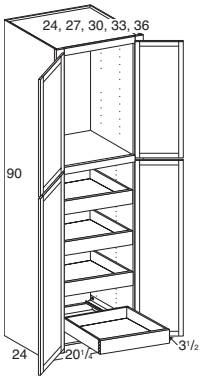

90″ High Utility Cabinet with Sliding Shelves

U249024SS
U279024SS
U309024SS
U339024SS
U369024SS

4 Doors w/o center mullion,
1 Full depth adj. shelf in upper section,
4 Sliding shelves in lower section

- RD available to 21″ depth only
- Toe kick shipped attached

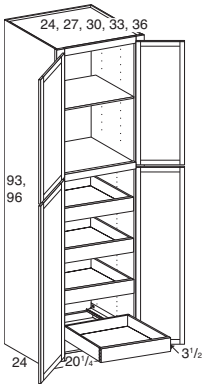

93″ & 96″ High Utility Cabinet with Sliding Shelves

U249324SS	**U249624SS**
U279324SS	**U279624SS**
U309324SS	**U309624SS**
U339324SS	**U339624SS**
U369324SS	**U369624SS**

4 Doors w/o center mullion,
1 Full depth adj. shelf in upper section,
4 Sliding shelves in lower section

- RD available to 21″ depth only
- Toe kick shipped attached

Semi-Custom	APC	BO	ES	FCE	FDBS	FH	FI	FIMD	FO	ID	MFE	P	PCE	PWD	RD	RTK	TKA	VTK	WCM	WDSC
SEL	●		●	●					●		●		●		●	●	▲	●	▲	

UTILITY CABINETS WITH PANTRY KIT INSTALLED, TWO DOOR

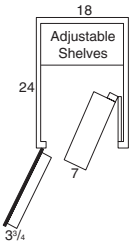

If the kit is installed in a cabinet adjacent to wall, use a 6" filler for door to open fully. Hardwood kit contains adjustable shelves. Toe kicks shipped attached for all 84"-96" high cabinets. To order with toe kick shipped unattached specify TKU with item code (For example, U369624PSK TKU). See Semi-Custom Program for additional details.

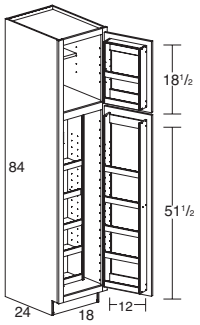

84" High Utility Cabinet with Pantry Kit

U188424PSK L/R — **2 Doors, 1 Adj. shelf in upper section, 4 Adj. shelves in lower section**

- **Must specify L or R hinge**
- Pantry storage kit included in price and shipped separately
- Toe kick shipped attached

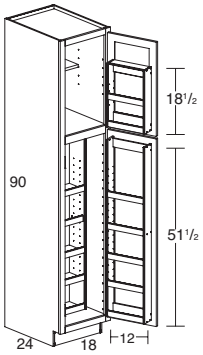

90" High Utility Cabinet with Pantry Kit

U189024PSK L/R — **2 Doors, 1 Adj. shelf in upper section, 4 Adj. shelves in lower section**

- **Must specify L or R hinge**
- Pantry storage kit included in price and shipped separately
- Toe kick shipped attached

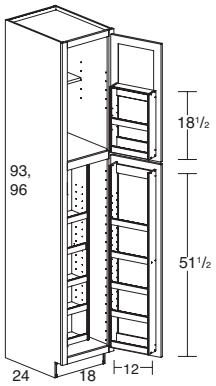

93" & 96" High Utility Cabinet with Pantry Kit

U189324PSK L/R
U189624PSK L/R — **2 Doors, 1 Adj. shelf in upper section, 4 Adj. shelves in lower section**

- **Must specify L or R hinge**
- Pantry storage kit included in price and shipped separately
- Toe kick shipped attached

Semi-Custom	APC	BO	ES	FCE	FDBS	FH	FI	FIMD	FO	ID	MFE	P	PCE	PWD	RD	RTK	TKA	VTK	WCM	WDSC
SEL	●		●	●					●		●		●			●	▲	●		

UTILITY CABINETS WITH PANTRY KIT INSTALLED, FOUR DOOR

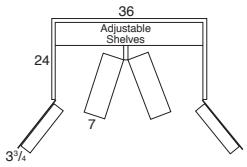

If the kit is installed in a cabinet adjacent to a wall, use a 6″ filler for door to open fully. Hardwood kit contains adjustable shelves. Toe kicks shipped attached for all 84″-96″ high cabinets. To order with toe kick shipped unattached specify TKU with item code (For example, U369624PSK TKU). See Semi-Custom Program for additional details.

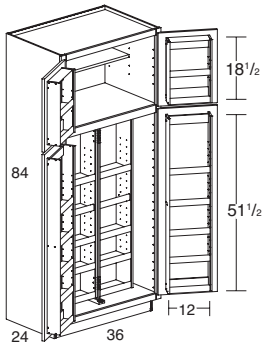

84″ High Utility Cabinet with Pantry Kit

U368424PSK

**4 Doors w/o center mullion,
1 Adj. shelf in upper section,
4 Adj. shelves in
lower section**

- Pantry storage kit included in price and shipped separately
- Toe kick shipped attached

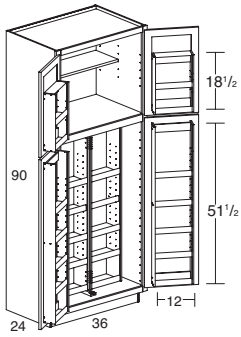

90″ High Utility Cabinet with Pantry Kit

U369024PSK

**4 Doors w/o center mullion,
1 Adj. shelf in upper section,
4 Adj. shelves in
lower section**

- Pantry storage kit included in price and shipped separately
- Toe kick shipped attached

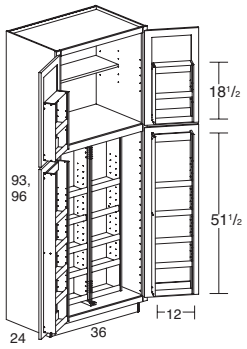

93″ & 96″ High Utility Cabinet with Pantry Kit

U369324PSK
U369624PSK

**4 Doors w/o center mullion,
1 Adj. shelf in upper section,
4 Adj. shelves in
lower section**

- Pantry storage kit included in price and shipped separately
- Toe kick shipped attached

Semi-Custom	APC	BO	ES	FCE	FDBS	FH	FI	FIMD	FO	ID	MFE	P	PCE	PWD	RD	RTK	TKA	VTK	WCM	WDSC
SEL	●		●	●					●		●		●			●	▲	●	▲	

UTILITY PANTRY PULLOUTS

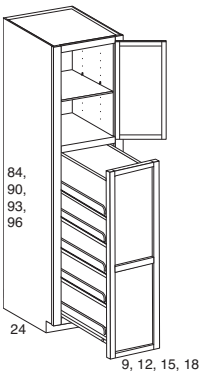

U98424PPO L/R
U128424PPO L/R
U158424PPO L/R
U188424PPO L/R
U99024PPO L/R
U129024PPO L/R
U159024PPO L/R
U189024PPO L/R
U99324PPO L/R
U129324PPO L/R
U159324PPO L/R
U189324PPO L/R
U99624PPO L/R
U129624PPO L/R
U159624PPO L/R
U189624PPO L/R

1 Door,
1 Full depth adj. shelf,
1 Pullout with shelves

- **Must specify L or R hinge**
- Pantry pullout is natural finished wood and stainless steel
- Toe kick shipped attached
- If installed adjacent to a wall, use a 6″ filler for door to open fully
- Pantry Pullout has 3 adjustable and 2 fixed shelves
- 100 lb. weight capacity for pullout
- For 9″ wide cabinets, the door is square in TOL arch and all cathedral door styles

Semi-Custom	APC	BO	ES	FCE	FDBS	FH	FI	FIMD	FO	ID	MFE	P	PCE	PWD	RD	RTK	TKA	VTK	WCM	WDSC
SEL	●		●	●							●		●			●	▲	●		

TALL WHATNOT SHELVES

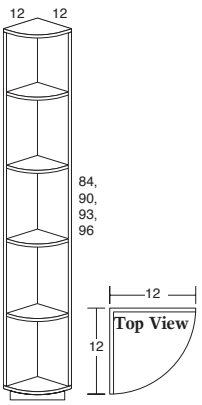

Shown TWN84

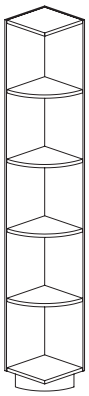

Square Top/Bottom Option Available

TWN84 (6 Shelves) including top and bottom
TWN90 (7 Shelves)
TWN93 (7 Shelves)
TWN96 (7 Shelves)

- Square Top and Bottom Shelf available under Semi-Custom Program
- **Matching toe kick shipped unattached**
- End panels are ½″ plywood
- 15″ space between shelves for the TWN84
- 13⅜″ space between shelves for the TWN90
- 13⅞″ space between shelves for the TWN93
- 14⅜″ space between shelves for the TWN96
- **For Thermofoil door styles, cabinet shelves are thermofoiled fiberboard**
- **For MDF door styles, shelves are painted maple**

TALL END SHELVES

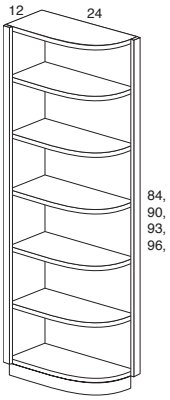

Shown TES96

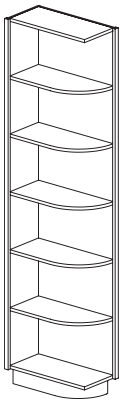

Square Top/Bottom Option Available

TES84 (6 Shelves) including top and bottom
TES90 (7 Shelves)
TES93 (7 Shelves)
TES96 (7 Shelves)

- Square Top and Bottom Shelf is available under Semi-Custom Program
- **Matching toe kick shipped unattached**
- Cabinet has a 1⅛″ stile on each side and ½″ plywood end panels
- 15″ space between shelves for the TES84
- 13⅜″ space between shelves for the TES90
- 13⅞″ space between shelves for the TES93
- 14⅜″ space between shelves for the TES96
- **For Thermofoil door styles, shelves are thermofoiled fiberboard**
- **For MDF door styles, shelves are painted maple**

SQUARE TALL WHATNOT SHELVES

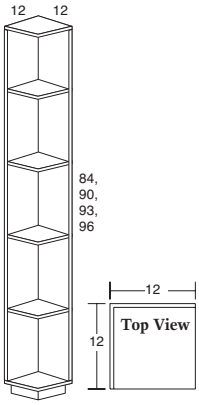

Shown STWN84

STWN84 (6 Shelves) including top and bottom
STWN90 (7 Shelves)
STWN93 (7 Shelves)
STWN96 (7 Shelves)

- **Matching toe kick shipped unattached**
- End panels are ½″ plywood
- 15″ space between shelves for the STWN84
- 13⅜″ space between shelves for the STWN90
- 13⅞″ space between shelves for the STWN93
- 14⅜″ space between shelves for the STWN96
- **For Thermofoil door styles, shelves are thermofoiled fiberboard**
- **For MDF door styles, shelves are painted maple**

SQUARE TALL END SHELVES

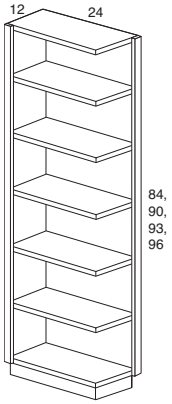

Shown STES96

STES84 (6 Shelves) including top and bottom
STES90 (7 Shelves)
STES93 (7 Shelves)
STES96 (7 Shelves)

- **Matching toe kick shipped unattached**
- Cabinet has a 1⅛″ stile on each side and ½″ plywood end panels
- 15″ space between shelves for the STES84
- 13⅜″ space between shelves for the STES90
- 13⅞″ space between shelves for the STES93
- 14⅜″ space between shelves for the STES96
- **For Thermofoil door styles, shelves are thermofoiled fiberboard**
- **For MDF door styles, shelves are painted maple**

UTILITY ACCESSORIES

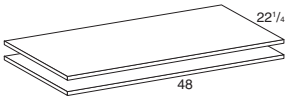

Peninsula Plywood Shelf Kit

PPS48KIT

- Includes 2 shelves and shelf clips
- ¾″ Veneered plywood with a natural finish
- Edge banded on 2 sides
- Fits standard peninsula base cabinets
- **Not available in Thermofoil, Laminate and MDF**
- More sizes available in the Replacement Shelves section

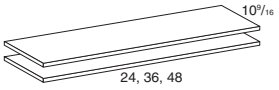

Plywood Shelf Kit

PS24KIT
PS36KIT
PS48KIT

- Includes 2 shelves and shelf clips
- ¾″ Veneered plywood with a natural finish
- Edge banded on one side
- Fits standard wall and base cabinets
- **Not available in Thermofoil, Laminate and MDF**
- More sizes available in the Replacement Shelves section

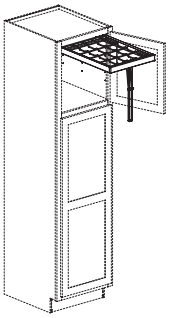

Hanging Pot and Pan Organizer

HPPO21

- Kit includes mounting hardware and six hooks with rubber grips
- Fits 21″ wide utilities only
- Installs into top section of 21″ wide utilities

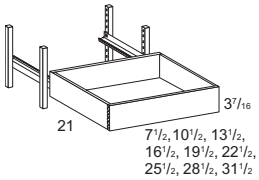

24″ Deep Dovetail Full Extension Soft Close Sliding Shelf

SSDSC1224 (for U128424, U129024, U129324, U129624)
SSDSC1524 (for U158424, U159024, U159324, U159624)
SSDSC1824 (for U188424, U189024, U189324, U189624)
SSDSC2124 (for U218424, U219024, U219324, U219624)
SSDSC2424 (for U248424, U249024, U249324, U249624)
SSDSC2724 (for U278424, U279024, U279324, U279624)
SSDSC3024WCM (for U308424, U309024, U309324, U309624)
SSDSC3324WCM (for U338424, U339024, U339324, U339624)
SSDSC3624WCM (for U368424, U369024, U369324, U369624)

- Includes solid wood dovetail sliding shelf with soft close undermount slides and attachment hardware

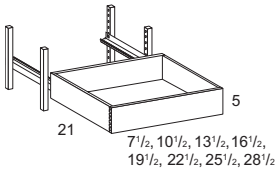

5″ High, 24″ Deep Dovetail Soft Close Sliding Shelf

SSDSC1224-5 (for U128424, U129024, U129324, U129624)
SSDSC1524-5 (for U158424, U159024, U159324, U159624)
SSDSC1824-5 (for U188424, U189024, U189324, U189624)
SSDSC2124-5 (for U218424, U219024, U219324, U219624)
SSDSC2424-5 (for U248424, U249024, U249324, U249624)
SSDSC2724-5 (for U278424, U279024, U279324, U279624)
SSDSC3024WCM-5 (for U308424, U309024, U309324, U309624)
SSDSC3324WCM-5 (for U338424, U339024, U339324, U339624)
SSDSC3624WCM-5 (for U368424, U369024, U369324, U369624)

- Includes one solid wood dovetail sliding shelf with soft close undermount slides, four mounting supports and attachment hardware

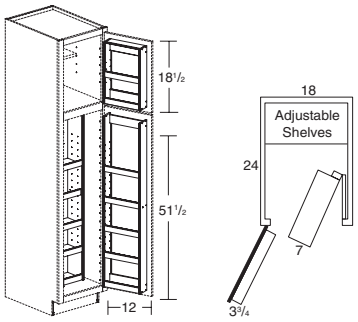

Pantry Storage Kit

PSK18 (for U188424, U189024, U189324, U189624)

- If kit is installed in a cabinet adjacent to a wall, use a 6″ filler for door to open fully
- ¾″ Plywood kit with ½″ plywood adjustable shelves
- **When installing PSK18 in a U188424 cabinet the top shelf must be trimmed to ¾ depth to install top pantry**
- **When installing PSK18 in 90″, 93″ and 96″ high utility cabinets, top of kit will not extend to the full height of door**

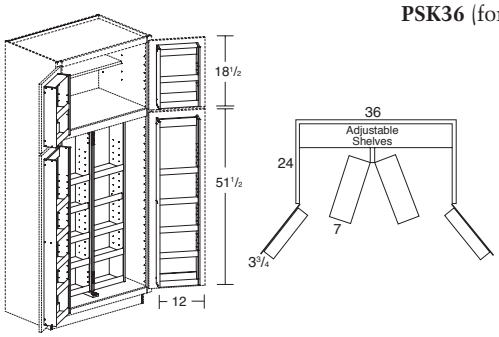

PSK36 (for U368424, U369024, U369324, U369624)

- If kit is installed in cabinet adjacent to a wall, use a 6″ filler for door to open fully
- ¾″ Plywood kit with ½″ plywood adjustable shelves
- **When installing PSK36 in a U368424 cabinet the top shelf must be trimmed to ¾ depth to install top pantry**
- **When installing PSK36 in 90″, 93″ and 96″ high utility cabinets, top of kit will not extend to the full height of door**

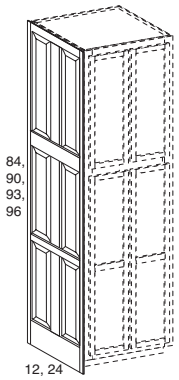

Cope and Tenon
One Piece

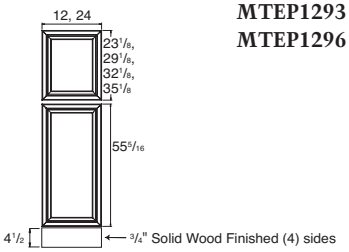

Miter/Slab
Three Pieces

Matching Tall End Panel

MTEP1284	**MTEP2484**
MTEP1290	**MTEP2490**
MTEP1293	**MTEP2493**
MTEP1296	**MTEP2496**

- All MTEPs are square on top and bottom edges
- Top center panels will match arch door styles
- ¾" Solid wood construction with spacers on back to compensate for the face frame scribe
- TOL door styles have a decorative profile on the sides
- FOL door styles have matching door edge profile on the sides and are designed to flush with the face frame of the cabinet
- Harmony and Concord have a mitered profile
- Loft and Manchester are slab with separate toe kick
- **For Thermofoil door styles, matching end panels are thermofoiled fiberboard**
- **For Laminate door styles, matching end panels are melamine laminated furniture board**
- **For MDF door styles, matching end panels are painted MDF**
- **End panels less than 24" wide have three vertical panels instead of six**

Semi-Custom	APC	BO	ES	FCE	FDBS	FH	FI	FIMD	FO	ID	MFE	P	PCE	PWD	RD	RTK	TKA	VTK	WCM	WDSC
SEL										●					●					

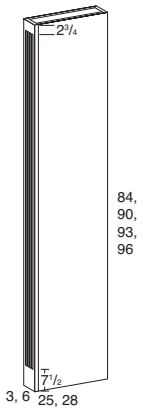

Fluted Tall Pilaster

FP84T	**FP684T**
FP84T27	**FP684T27**
FP90T	**FP690T**
FP90T27	**FP690T27**
FP93T	**FP693T**
FP93T27	**FP693T27**
FP96T	**FP696T**
FP96T27	**FP696T27**

- ¾" Solid wood fronts
- Back, top and bottom are ½" unfinished plywood
- Sides are ½" finished plywood
- 3" wide has 4 flutes and 6" wide has 8 flutes
- Not trimmable
- When ID/RD option is chosen, pilasters are built to the specified depth (i.e. RD16 will be 16" deep)
- **For MDF and Thermofoil door styles, item is painted maple. For Laminate door styles in Natural Maple, Sienna, Spiceberry, Linen or White finishes, item is finished maple. For Laminate door styles in Natural Cherry finish, item is finished cherry.**

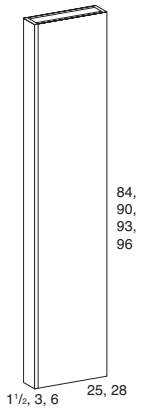

Plain Tall Pilaster

PP1.584T	**PP84T**	**PP684T**
PP1.584T27	**PP84T27**	**PP684T27**
PP1.590T	**PP90T**	**PP690T**
PP1.590T27	**PP90T27**	**PP690T27**
PP1.593T	**PP93T**	**PP693T**
PP1.593T27	**PP93T27**	**PP693T27**
PP1.596T	**PP96T**	**PP696T**
PP1.596T27	**PP96T27**	**PP696T27**

- ¾" Solid wood fronts
- Back, top and bottom are ½" unfinished plywood
- Sides are ½" finished plywood
- Trimmable
- When ID/RD option is chosen, pilasters are built to the specified depth (i.e. RD16 will be 16" deep)
- **For MDF and Thermofoil door styles, item is painted maple. For Laminate door styles in Natural Maple, Sienna, Spiceberry, Linen or White finishes, item is finished maple. For Laminate door styles in Natural Cherry finish, item is finished cherry.**

Semi-Custom	APC	BO	ES	FCE	FDBS	FH	FI	FIMD	FO	ID	MFE	P	PCE	PWD	RD	RTK	TKA	VTK	WCM	WDSC
SEL	▲			▲							▲		▲		●					

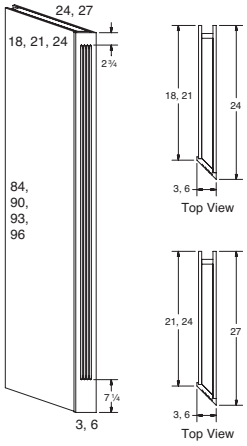

Left Shown

Angle Fluted Tall Pilaster

AFP84TL	**AFP684TL**
AFP84TR	**AFP684TR**
AFP84T27L	**AFP684T27L**
AFP84T27R	**AFP684T27R**
AFP90TL	**AFP690TL**
AFP90TR	**AFP690TR**
AFP90T27L	**AFP690T27L**
AFP90T27R	**AFP690T27R**
AFP93TL	**AFP693TL**
AFP93TR	**AFP693TR**
AFP93T27L	**AFP693T27L**
AFP93T27R	**AFP693T27R**
AFP96TL	**AFP696TL**
AFP96TR	**AFP696TR**
AFP96T27L	**AFP696T27L**
AFP96T27R	**AFP696T27R**

- ¾″ Solid wood fronts
- Back, top and bottom are ½″ unfinished plywood
- Finished on front and short side only
- 3″ wide has 4 flutes and 6″ wide has 8 flutes
- Not trimmable
- Short side available with FCE option
- When ID/RD option is chosen, pilasters are built to the specified depth (i.e. RD16 will be 16″ deep)
- **For MDF and Thermofoil door styles, item is painted maple. For Laminate door styles in Natural Maple, Sienna, Spiceberry, Linen or White finishes, item is finished maple. For Laminate door styles in Natural Cherry finish, item is finished cherry.**

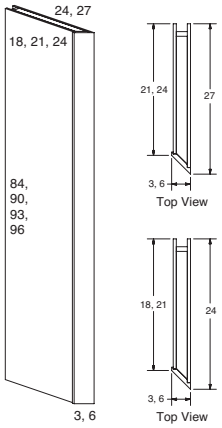

Left Shown

Angle Plain Tall Pilaster

APP84TL	**APP684TL**
APP84TR	**APP684TR**
APP84T27L	**APP684T27L**
APP84T27R	**APP684T27R**
APP90TL	**APP690TL**
APP90TR	**APP690TR**
APP90T27L	**APP690T27L**
APP90T27R	**APP690T27R**
APP93TL	**APP693TL**
APP93TR	**APP693TR**
APP93T27L	**APP693T27L**
APP93T27R	**APP693T27R**
APP96TL	**APP696TL**
APP96TR	**APP696TR**
APP96T27L	**APP696T27L**
APP96T27R	**APP696T27R**

- ¾″ Solid wood fronts
- Back, top and bottom are ½″ unfinished plywood
- Finished on front and short side only
- Short side available with FCE option
- When ID/RD option is chosen, pilasters are built to the specified depth (i.e. RD16 will be 16″ deep)
- **For MDF and Thermofoil door styles, item is painted maple. For Laminate door styles in Natural Maple, Sienna, Spiceberry, Linen or White finishes, item is finished maple. For Laminate door styles in Natural Cherry finish, item is finished cherry.**

Semi-Custom	APC	BO	ES	FCE	FDBS	FH	FI	FIMD	FO	ID	MFE	P	PCE	PWD	RD	RTK	TKA	VTK	WCM	WDSC
SEL	▲			•							▲		▲		•					

SINGLE OVEN CABINETS

Oven cabinets can be cut to fit the majority of oven units manufactured. Note: If using self-cleaning oven, be sure Thermofoil and Laminate doors are minimum 3" away from edge of oven. Toe kicks shipped attached for all 84"-96" high cabinets. To order with toe kick shipped unattached specify TKU with item code (For example, SO309624 TKU). See Semi-Custom Program for additional details.

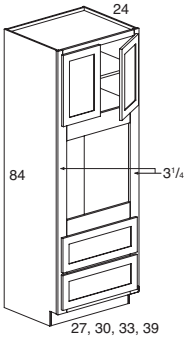

84" High Single Oven Cabinet

SO278424
SO308424
SO338424
SO398424

2 Drawers,
2 Doors w/o center mullion,
1 Full depth adj. shelf,
1 Shelf brace for oven

• Toe kick shipped attached

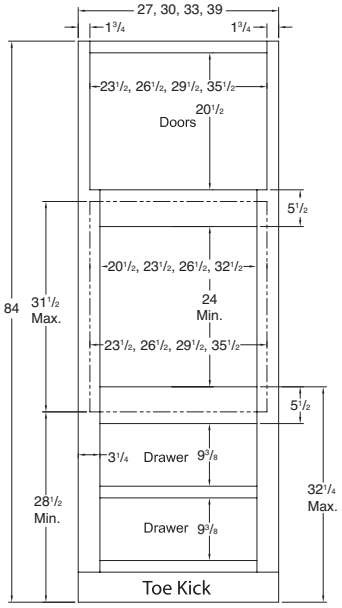

Semi-Custom	APC	BO	ES	FCE	FDBS	FH	FI	FIMD	FO	ID	MFE	P	PCE	PWD	RD	RTK	TKA	VTK	WCM	WDSC
SEL	●	●	●	●			●	●	●		●		●	●		●	▲	●	▲	●

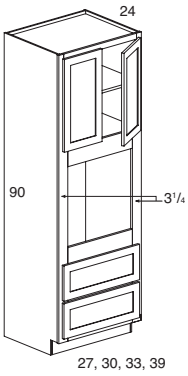

90" High Single Oven Cabinet

SO279024
SO309024
SO339024
SO399024

2 Drawers,
2 Doors w/o center mullion,
1 Full depth adj. shelf,
1 Shelf brace for oven

• Toe kick shipped attached

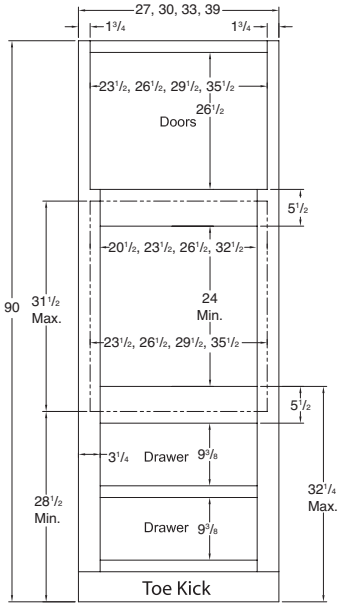

Semi-Custom	APC	BO	ES	FCE	FDBS	FH	FI	FIMD	FO	ID	MFE	P	PCE	PWD	RD	RTK	TKA	VTK	WCM	WDSC
SEL	●	●	●	●			●	●	●		●		●	●		●	▲	●	▲	●

SINGLE OVEN CABINETS (continued)

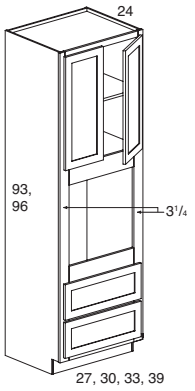

93″ & 96″ High Single Oven Cabinet

SO279324 SO279624
SO309324 SO309624
SO339324 SO339624
SO399324 SO399624

2 Drawers,
2 Doors w/o center mullion,
1 Full depth adj. shelf,
1 Shelf brace for oven

• Toe kick shipped attached

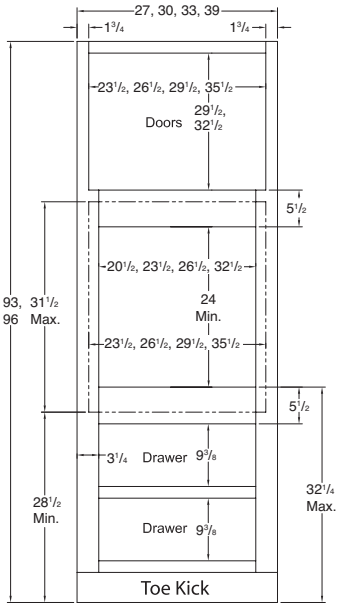

Semi-Custom	APC	BO	ES	FCE	FDBS	FH	FI	FIMD	FO	ID	MFE	P	PCE	PWD	RD	RTK	TKA	VTK	WCM	WDSC
SEL	●	●	●	●			●	●	●		●		●	●		●	▲	●	▲	●

SINGLE OVEN CABINETS WITH DOORS

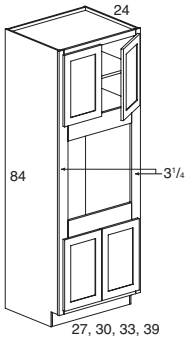

84″ High Single Oven Cabinets with Doors

SOD278424
SOD308424
SOD338424
SOD398424

4 Doors w/o center mullion,
1 Full depth adj. shelf,
1 Shelf brace for oven

• Toe kick shipped attached

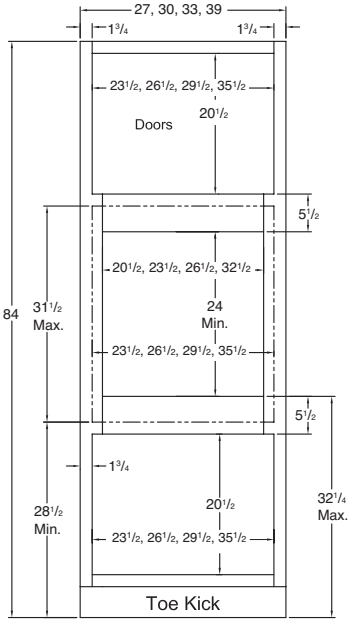

Semi-Custom	APC	BO	ES	FCE	FDBS	FH	FI	FIMD	FO	ID	MFE	P	PCE	PWD	RD	RTK	TKA	VTK	WCM	WDSC
SEL	●	●	●	●			●	●	●		●		●			●	▲	●	▲	

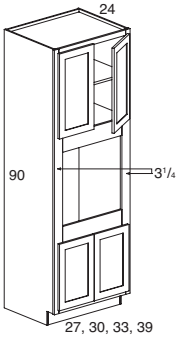

90″ High Single Oven Cabinets with Doors

SOD279024
SOD309024
SOD339024
SOD399024

4 Doors w/o center mullion,
1 Full depth adj. shelf,
1 Shelf brace for oven

• Toe kick shipped attached

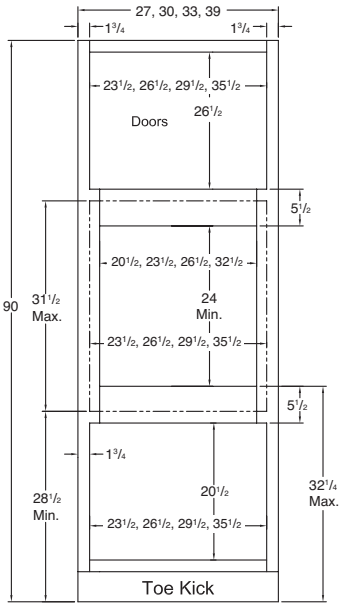

Semi-Custom	APC	BO	ES	FCE	FDBS	FH	FI	FIMD	FO	ID	MFE	P	PCE	PWD	RD	RTK	TKA	VTK	WCM	WDSC
SEL	●	●	●	●			●	●	●		●		●			●	▲	●	▲	

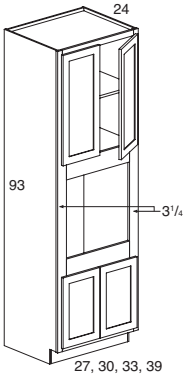

93″ High Single Oven Cabinets with Doors

SOD279324
SOD309324
SOD339324
SOD399324

4 Doors w/o center mullion,
1 Full depth adj. shelf,
1 Shelf brace for oven

• Toe kick shipped attached

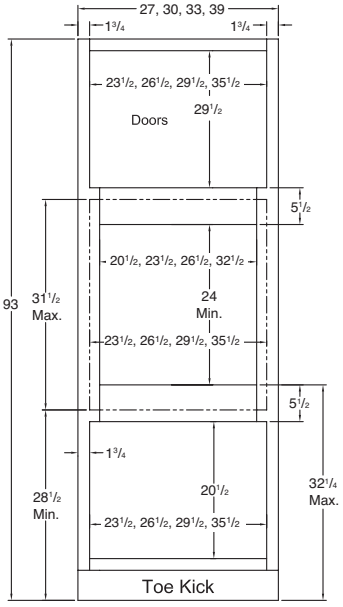

Semi-Custom	APC	BO	ES	FCE	FDBS	FH	FI	FIMD	FO	ID	MFE	P	PCE	PWD	RD	RTK	TKA	VTK	WCM	WDSC
SEL	●	●	●	●			●	●	●		●		●			●	▲	●	▲	

SINGLE OVEN CABINETS WITH DOORS (continued)

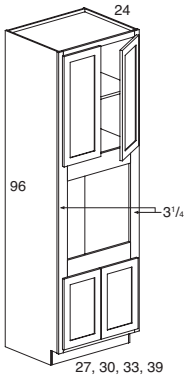

96" High Single Oven Cabinets with Doors

SOD279624
SOD309624
SOD339624
SOD399624

4 Doors w/o center mullion,
1 Full depth adj. shelf,
1 Shelf brace for oven

• Toe kick shipped attached

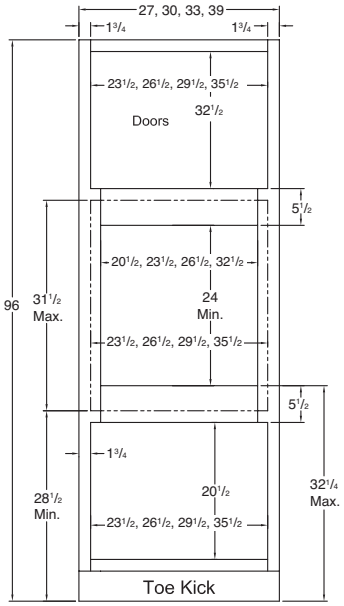

Semi-Custom	APC	BO	ES	FCE	FDBS	FH	FI	FIMD	FO	ID	MFE	P	PCE	PWD	RD	RTK	TKA	VTK	WCM	WDSC
SEL	●	●	●	●			●	●	●		●		●			●	▲	●	▲	

DOUBLE OVEN CABINETS

Oven cabinets can be cut to fit the majority of oven units manufactured. Note: If using a self cleaning oven, be sure Thermofoil and Laminate doors are a minimum of 3" away from edge of oven. Toe kicks shipped attached for all 84"-96" high cabinets. To order with toe kick shipped unattached specify TKU with item code (For example, DO309024 TKU). See Semi-Custom Program for additional details.

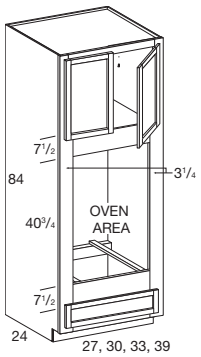

84" High Double Oven Cabinet

DO278424
DO308424
DO338424
DO398424

1 Drawer,
2 Doors w/o center mullion,
1 Shelf brace for oven

• Toe kick shipped attached

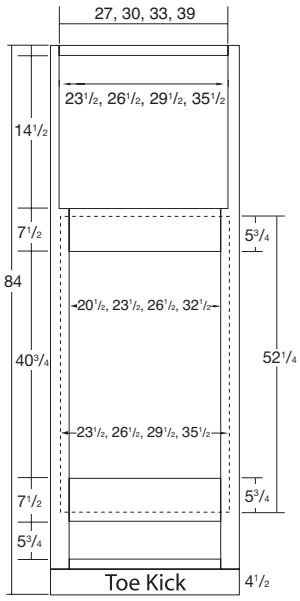

Semi-Custom	APC	BO	ES	FCE	FDBS	FH	FI	FIMD	FO	ID	MFE	P	PCE	PWD	RD	RTK	TKA	VTK	WCM	WDSC
SEL	●	●	●	●			●	●	●		●		●	●		●	▲	●	▲	●

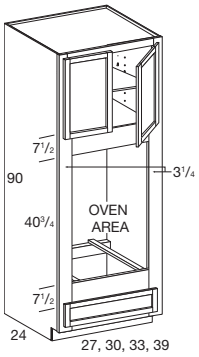

90" High Double Oven Cabinet

DO279024
DO309024
DO339024
DO399024

1 Drawer,
2 Doors w/o center mullion,
1 Full depth adj. shelf,
1 Shelf brace for oven

• Toe kick shipped attached

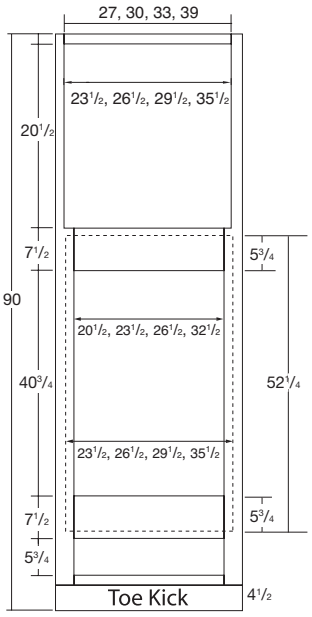

Semi-Custom	APC	BO	ES	FCE	FDBS	FH	FI	FIMD	FO	ID	MFE	P	PCE	PWD	RD	RTK	TKA	VTK	WCM	WDSC
SEL	●	●	●	●			●	●	●		●		●	●		●	▲	●	▲	

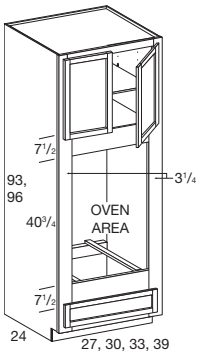

93" & 96" High Double Oven Cabinet

DO279324 **DO279624**
DO309324 **DO309624**
DO339324 **DO339624**
DO399324 **DO399624**

1 Drawer,
2 Doors w/o center mullion,
1 Full depth adj. shelf,
1 Shelf brace for oven

• Toe kick shipped attached

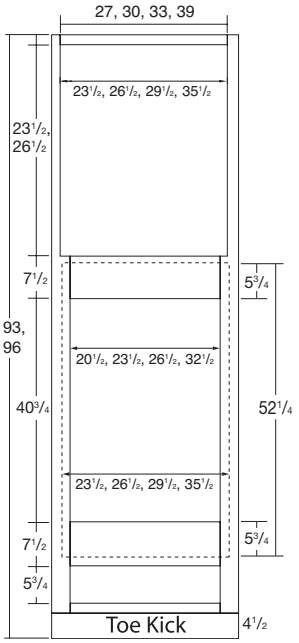

Semi-Custom	APC	BO	ES	FCE	FDBS	FH	FI	FIMD	FO	ID	MFE	P	PCE	PWD	RD	RTK	TKA	VTK	WCM	WDSC
SEL	●	●	●	●			●	●	●		●		●	●		●	▲	●	▲	

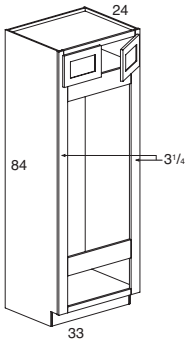

84" High Double Oven Warming Drawer Combination Cabinet

DOWD338424 **2 Doors w/o center mullion, 1 Shelf brace for oven**

• Toe kick shipped attached

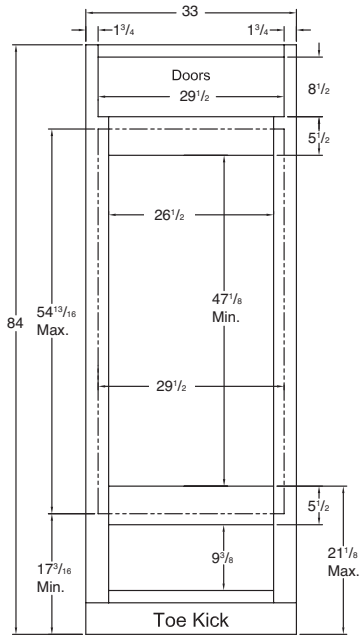

Semi-Custom	APC	BO	ES	FCE	FDBS	FH	FI	FIMD	FO	ID	MFE	P	PCE	PWD	RD	RTK	TKA	VTK	WCM	WDSC
SEL	●	●	●	●			●		●		●		●			●	▲	●	▲	

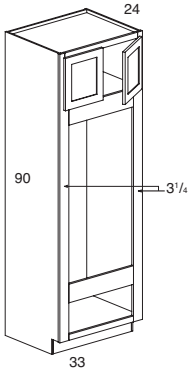

90" High Double Oven Warming Drawer Combination Cabinet

DOWD339024 **2 Doors w/o center mullion, 1 Shelf brace for oven**

• Toe kick shipped attached

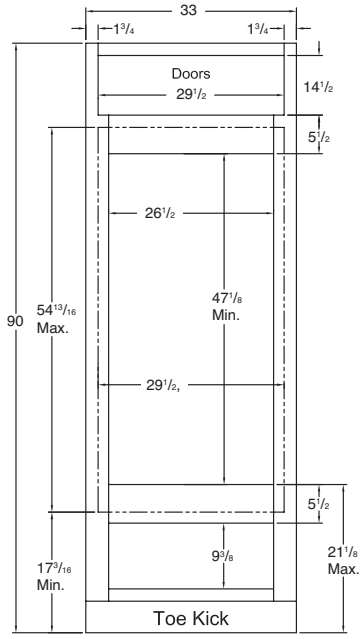

Semi-Custom	APC	BO	ES	FCE	FDBS	FH	FI	FIMD	FO	ID	MFE	P	PCE	PWD	RD	RTK	TKA	VTK	WCM	WDSC
SEL	●	●	●	●			●	●	●		●		●			●	▲	●	▲	

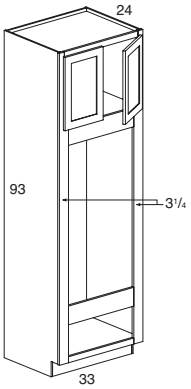

93″ High Double Oven Warming Drawer Combination Cabinet

DOWD339324

2 Doors w/o center mullion,
1 Shelf brace for oven

- Toe kick shipped attached

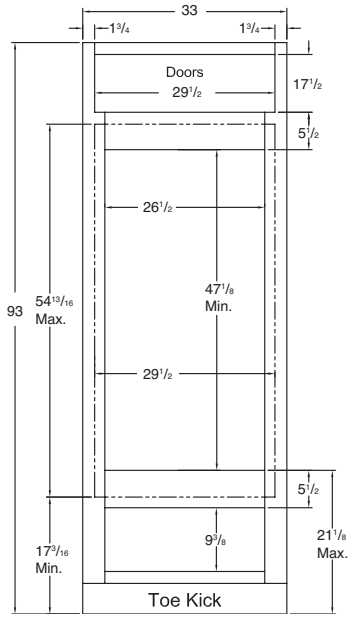

Semi-Custom	APC	BO	ES	FCE	FDBS	FH	FI	FIMD	FO	ID	MFE	P	PCE	PWD	RD	RTK	TKA	VTK	WCM	WDSC
SEL	●	●	●	●			●	●	●		●		●			●	▲	●	▲	

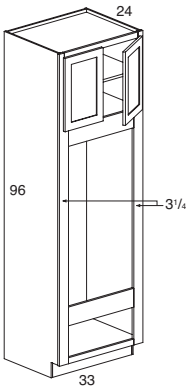

96″ High Double Oven Warming Drawer Combination Cabinet

DOWD339624

2 Doors w/o center mullion,
1 Full depth adj. shelf,
1 Shelf brace for oven

- Toe kick shipped attached

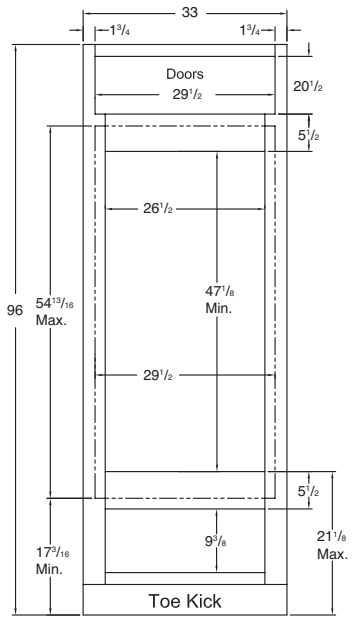

Semi-Custom	APC	BO	ES	FCE	FDBS	FH	FI	FIMD	FO	ID	MFE	P	PCE	PWD	RD	RTK	TKA	VTK	WCM	WDSC
SEL	●	●	●	●			●	●	●		●		●			●	▲	●	▲	

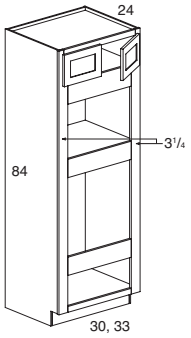

84" High Triple Oven Cabinet

TO308424
TO338424

2 Doors w/o center mullion,
1 Shelf brace for oven

- Toe kick shipped attached
- FIM option applies to microwave area only
- FI, FIMD, etc. applies to entire cabinet interior

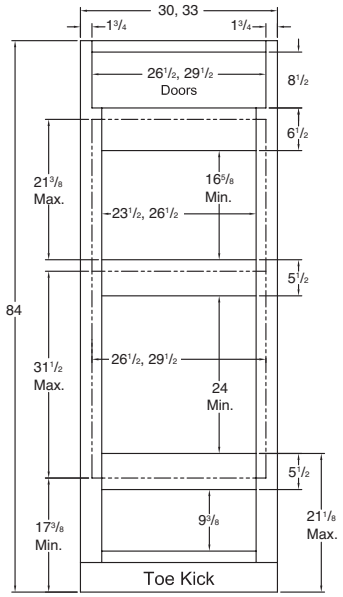

Semi-Custom	APC	BO	ES	FCE	FDBS	FH	FI	FIMD	FO	ID	MFE	P	PCE	PWD	RD	RTK	TKA	VTK	WCM	WDSC
SEL	●	●	●	●			●		●		●		●			●	▲	●	▲	

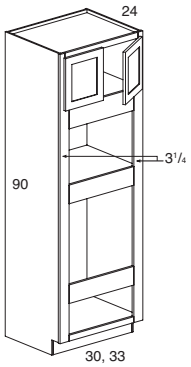

90" High Triple Oven Cabinet

TO309024
TO339024

2 Doors w/o center mullion,
1 Shelf brace for oven

- Toe kick shipped attached
- FIM option applies to microwave area only
- FI, FIMD, etc. applies to entire cabinet interior

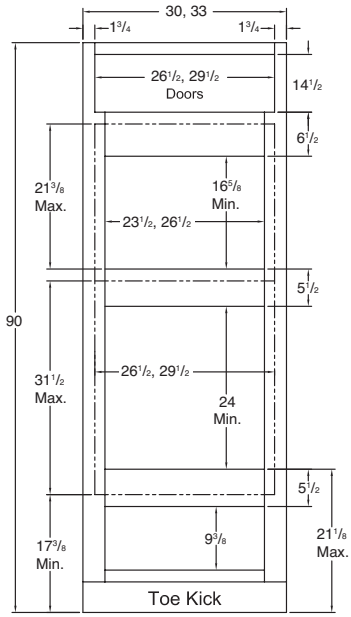

Semi-Custom	APC	BO	ES	FCE	FDBS	FH	FI	FIMD	FO	ID	MFE	P	PCE	PWD	RD	RTK	TKA	VTK	WCM	WDSC
SEL	●	●	●	●			●	●	●		●		●			●	▲	●	▲	

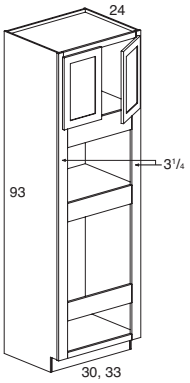

93" High Triple Oven Cabinet

TO309324
TO339324

2 Doors w/o center mullion,
1 Shelf brace for oven

- Toe kick shipped attached
- FIM option applies to microwave area only
- FI, FIMD, etc. applies to entire cabinet interior

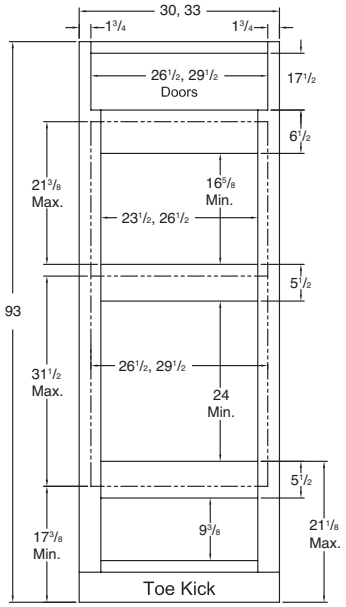

Semi-Custom	APC	BO	ES	FCE	FDBS	FH	FI	FIMD	FO	ID	MFE	P	PCE	PWD	RD	RTK	TKA	VTK	WCM	WDSC
SEL	●	●	●	●			●	●	●		●		●			●	▲	●	▲	

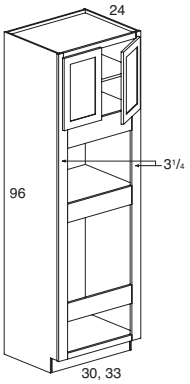

96" High Triple Oven Cabinet

TO309624
TO339624

2 Doors w/o center mullion,
1 Full depth adj. shelf,
1 Shelf brace for oven

- Toe kick shipped attached
- FIM option applies to microwave area only
- FI, FIMD, etc. applies to entire cabinet interior

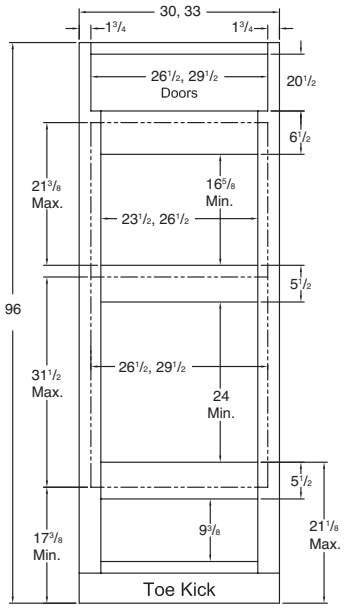

Semi-Custom	APC	BO	ES	FCE	FDBS	FH	FI	FIMD	FO	ID	MFE	P	PCE	PWD	RD	RTK	TKA	VTK	WCM	WDSC
SEL	●	●	●	●			●	●	●		●		●			●	▲	●	▲	

MICROWAVE OVEN COMBINATION CABINETS

Oven cabinets can be cut to fit the majority of oven units manufactured. Note: If using a self cleaning oven, be sure Thermofoil and Laminate doors are a minimum of 3″ away from edge of oven. Microwave area has finished interior option. Oven Panels are not available. Order fillers for trimming if needed. Toe kicks shipped attached for all 84″ - 96″ high cabinets. To order with toe kick shipped unattached, specify TKU with item code (For example, MO339024 TKU). See Semi-Custom Program for additional details.

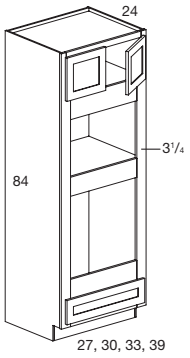

84″ High Microwave Oven Combination Cabinet

MO278424
MO308424
MO338424
MO398424

1 Drawer,
2 Doors w/o center mullion

- Toe kick shipped attached
- FIM option applies to microwave area only
- FI, FIMD, etc. applies to entire cabinet interior

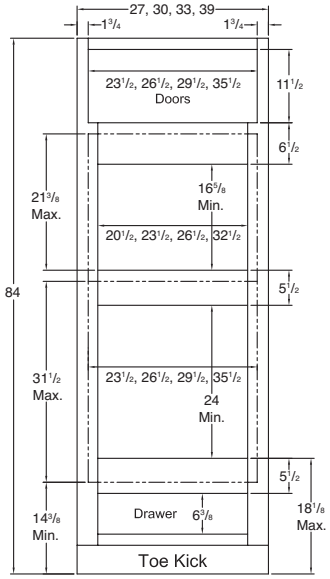

Semi-Custom	APC	BO	ES	FCE	FDBS	FH	FI	FIMD	FO	ID	MFE	P	PCE	PWD	RD	RTK	TKA	VTK	WCM	WDSC
SEL	●	●	●	●			●		●		●		●	●		●	▲	●	▲	●

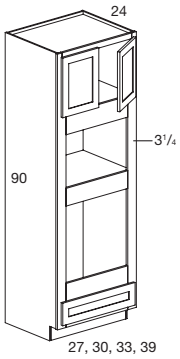

90″ High Microwave Oven Combination Cabinet

MO279024
MO309024
MO339024
MO399024

1 Drawer,
2 Doors w/o center mullion

- Toe kick shipped attached
- FIM option applies to microwave area only
- FI, FIMD, etc. applies to entire cabinet interior

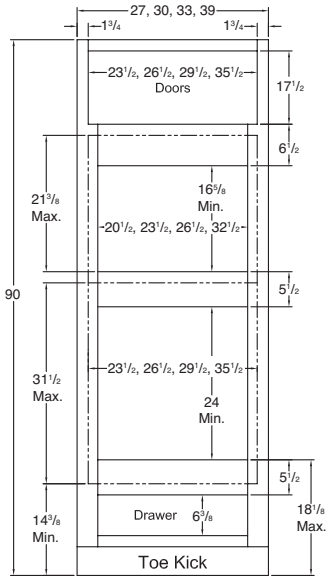

Semi-Custom	APC	BO	ES	FCE	FDBS	FH	FI	FIMD	FO	ID	MFE	P	PCE	PWD	RD	RTK	TKA	VTK	WCM	WDSC
SEL	●	●	●	●			●	●	●		●		●	●		●	▲	●	▲	●

MICROWAVE OVEN COMBINATION CABINETS (continued)

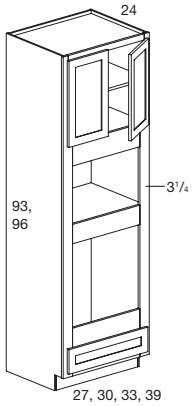

93" & 96" High Microwave Oven Combination Cabinet

MO279324 **MO279624**
MO309324 **MO309624**
MO339324 **MO339624**
MO399324 **MO399624**

1 Drawer,
2 Doors w/o center mullion,
1 Full depth adj. shelf

- Toe kick shipped attached
- FIM option applies to microwave area only
- FI, FIMD, etc. applies to entire cabinet interior

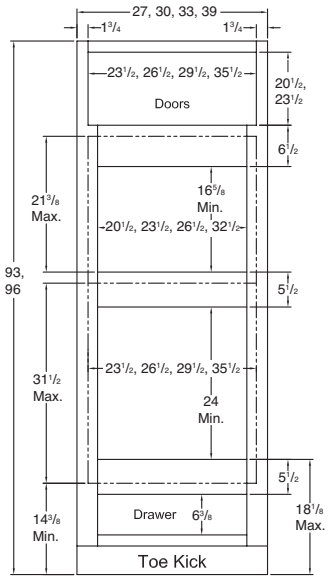

Semi-Custom	APC	BO	ES	FCE	FDBS	FH	FI	FIMD	FO	ID	MFE	P	PCE	PWD	RD	RTK	TKA	VTK	WCM	WDSC
SEL	●	●	●	●			●	●	●		●		●	●		●	▲	●	▲	●

APPLIANCE SPACER KIT

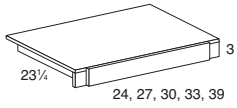

ASK24
ASK27
ASK30
ASK33
ASK39

- Trimmable

OVEN ACCESSORIES

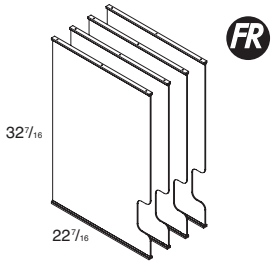

Tray Divider

TD

Oven Type	Top Opening Height				Tray Divider Height			
	84"	90"	93"	96"				
SO	20½	26½	29½	32½	20⁷/₁₆	26⁷/₁₆	29⁷/₁₆	32⁷/₁₆
DO	14½	20½	23½	26½	14⁷/₁₆	20⁷/₁₆	23⁷/₁₆	26⁷/₁₆
DOWD/TO	8½	14½	17½	20½	8⁷/₁₆	14⁷/₁₆	17⁷/₁₆	20⁷/₁₆
MO	11½	17½	20½	23½	11⁷/₁₆	17⁷/₁₆	20⁷/₁₆	23⁷/₁₆

- Set of 4 dividers
- Natural finished wood
- Trimmable, see chart for dimensions

APPLIANCE DIMENSION SYSTEM

Standard Wellborn doors are available to mount on appliance doors. A service called "Dimension Express" provides instant trim sizes for appliance dimensions.

DIMENSION EXPRESS

The Instant Appliance Dimension System

• Easy to use • 24 hours a day • Updated daily •

A FREE service to obtain specification sheets instantly using any fax machine. It's EASY, just call (925) 284-3558 from a fax machine. Enter "2" when asked for a code number and you will receive further information, instructions and a listing of all manufacturers online. Manufacturers support the system making it FREE to you.

For questions and comments, call Dimension Express at
PHONE (800) 940-2059
FAX (925) 403-0707
EMAIL support@dexpress.com
Also see the website at: www.dexpress.com



WELLBORN CABINET, INC.,
IS NOT RESPONSIBLE FOR SIZES
SPECIFIED BY DIMENSION EXPRESS

STANDARD VANITY CABINETS

All vanity cabinets are pre-drilled for 10⁹⁄₁₆" deep shelves and have 4½" high toe kicks. FR See the Function Ready section for sliding shelf availability. Detailed Ordering Instructions for Vanities: Specify left or right on all single door vanities. If order is placed in arch door styles, all 31½" high vanities will have arch doors. To order square doors on 31½" high vanities, you MUST specify square on your order. When ordering 34½" High Just Right Base Height vanities, all doors are square (arch doors are not available). See examples below.

Feet Installed Available

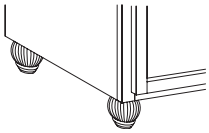

VS30 VTK 4RDBFIN
See Function Ready Section for details

Harvest Arch

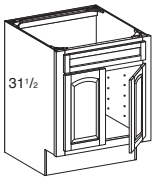

Order HVA

Harvest Square

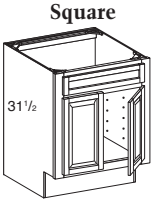

Order HVS

34½" High Just Right Base Height Vanities

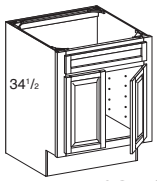

All Doors are SQUARE

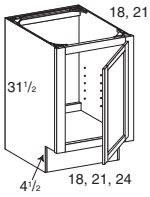

Vanity Sink Cabinet

VS18 L/R
VS1818 L/R
VS21 L/R
VS2118 L/R
VS24SD L/R
VS2418SD L/R

1 Door

- **Must specify L or R hinge**

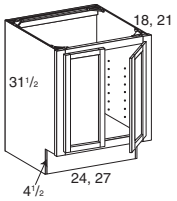

VS24
VS2418
VS27
VS2718

2 Doors w/o center mullion

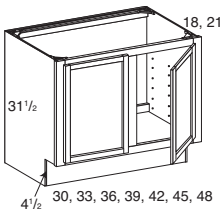

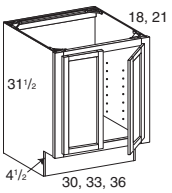

Available with WCM Option

VS30
VS3018
VS33
VS3318
VS36
VS3618
VS39
VS3918
VS42
VS4218
VS45D2
VS4518D2
VS48D2
VS4818D2

2 Doors

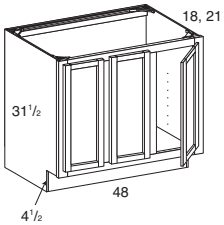

VS48
VS4818

3 Doors

- Doors hinged Left, Right, Right

Door Sizes:
VS48 – 15", 18", 15"

Semi-Custom	APC	BO	ES	FCE	FDBS	FH	FI	FIMD	FO	ID	MFE	P	PCE	PWD	RD	RTK	TKA	VTK	WCM	WDSC
SEL	●	●	●	●		▲	●		●	●	●	●	●		●	●	▲	●	●	

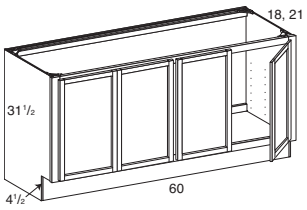

VS60
VS6018

4 Doors

- 2 Sets of doors without center mullion

Semi-Custom	APC	BO	ES	FCE	FDBS	FH	FI	FIMD	FO	ID	MFE	P	PCE	PWD	RD	RTK	TKA	VTK	WCM	WDSC
SEL	●	●	●	●		▲	●		●	●	●	●	●		●	●	▲	●	●	

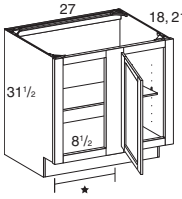

Left Blind Shown

Vanity Blind Corner Cabinets

VBC36L
VBC36R
VBC36L18
VBC36R18

1 Door,
1 Adj. Shelf

- **Must specify L or R blind**
- Hinge is on blind side of cabinet

★ **Distance from frame edge to edge of closed door**
TOL = 16¼″
FOL = 15³⁄₁₆″

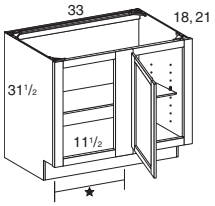

Left Blind Shown

VBC39L
VBC39R
VBC39L18
VBC39R18

1 Door,
1 Adj. Shelf

- **Must specify L or R blind**
- Hinge is on blind side of cabinet

★ **Distance from frame edge to edge of closed door**
TOL = 19¼″
FOL = 18³⁄₁₆″

Pull is for 21" Depth Cabinet	OL Max Pull	Minimum Pull w/o Hardware		*Minimum Pull w/ Hardware	
		TOL	FOL	TOL	FOL
VBC36	37¾	33	34	34⅛	35¼
VBC39	40¾	36	37	37⅛	38¼
*Adjacent Cabinet Filler Required		None	1"	1¼"	2½"

*Minimum Pull w/Hardware and Adjacent Cabinet Filler Required is based on a hardware protrusion of 1½".

Semi-Custom	APC	BO	ES	FCE	FDBS	FH	FI	FIMD	FO	ID	MFE	P	PCE	PWD	RD	RTK	TKA	VTK	WCM	WDSC
SEL	●	●	●	●	●	▲	●		●	●	●	●	●		●	●	▲	●		

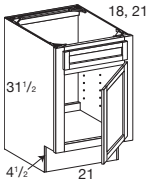

Vanity Sink Cabinet with Blanks

VS21B L/R
VS21B18 L/R

1 Drawer blank,
1 Door

- **Must specify L or R hinge**

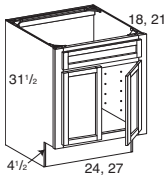

VS24B
VS24B18
VS27B
VS27B18

1 Drawer blank,
2 Doors w/o center mullion

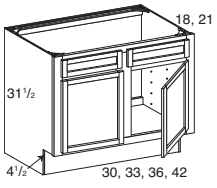

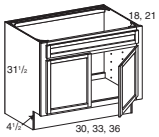

Available with WCM Option

VS30B
VS30B18
VS33B
VS33B18
VS36B
VS36B18
VS42B
VS42B18

2 Drawer blanks,
2 Doors

Semi-Custom	APC	BO	ES	FCE	FDBS	FH	FI	FIMD	FO	ID	MFE	P	PCE	PWD	RD	RTK	TKA	VTK	WCM	WDSC
SEL	●	●	●	●		●	●		●	●	●	●	●		●	●	▲	●	●	

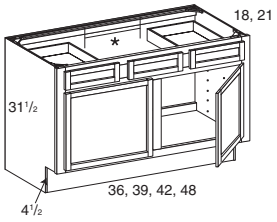

Vanity Sink Base Cabinet

VSB36
VSB3618
VSB39
VSB3918
VSB42
VSB4218
VSB48
VSB4818

2 Drawers,
1 Drawer blank,
2 Doors

Plumbing Clearance:
* 18½″ for VSB36
* 18½″ for VSB39
* 21½″ for VSB42
* 21½″ for VSB48

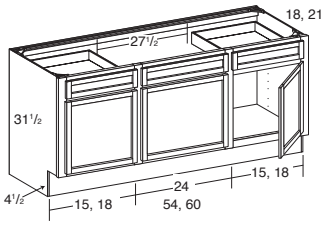

VSB54
VSB5418
VSB60
VSB6018

2 Drawers,
1 Drawer blank,
3 Doors

• Doors hinged Left, Right, Right

Door Sizes:
VSB54 – 15″, 24″, 15″
VSB60 – 18″, 24″, 18″

Semi-Custom	APC	BO	ES	FCE	FDBS	FH	FI	FIMD	FO	ID	MFE	P	PCE	PWD	RD	RTK	TKA	VTK	WCM	WDSC
SEL	•	•	•	•			•		•	•	•	•	•	•	•	•	▲	•		•

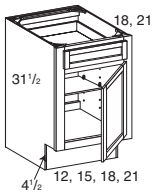

Vanity Base Cabinet

VB12 L/R
VB1218 L/R
VB15 L/R
VB1518 L/R
VB18 L/R
VB1818 L/R
VB21 L/R
VB2118 L/R

1 Drawer,
1 Door,
1 Adj. shelf

• **Must specify L or R hinge**
• Full Height option is not available on VB12 and VB1218

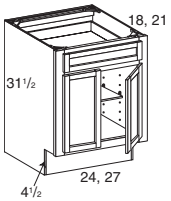

VB24
VB2418
VB27
VB2718

1 Drawer,
2 Doors w/o center mullion,
1 Adj. shelf

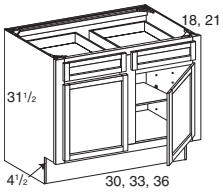

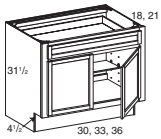

Available with WCM Option

VB30
VB3018
VB33
VB3318
VB36
VB3618

2 Drawers,
2 Doors,
1 Adj. shelf

Semi-Custom	APC	BO	ES	FCE	FDBS	FH	FI	FIMD	FO	ID	MFE	P	PCE	PWD	RD	RTK	TKA	VTK	WCM	WDSC
SEL	•	•	•	•	•	•	•		•	•	•	•	•	•	•	•	▲	•	•	•

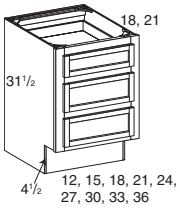

Vanity Drawer Base Cabinet

VDB12
VDB1218
VDB15
VDB1518
VDB18
VDB1818
VDB21
VDB2118
VDB24
VDB2418
VDB27
VDB2718
VDB30
VDB3018
VDB33
VDB3318
VDB36
VDB3618

3 Drawers

Semi-Custom	APC	BO	ES	FCE	FDBS	FH	FI	FIMD	FO	ID	MFE	P	PCE	PWD	RD	RTK	TKA	VTK	WCM	WDSC
SEL	•	•	•	•					•	•	•		•	•	•	•	▲	•		•

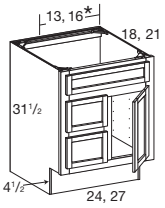

Left Hand Shown

Vanity Sink Drawer Base Cabinet

VSDB24R L/R
VSDB24R18 L/R
VSDB24L L/R
VSDB24L18 L/R
VSDB27R L/R
VSDB27R18 L/R
VSDB27L L/R
VSDB27L18 L/R

2 Drawers,
1 Drawer blank,
1 Door

- **Must specify L or R hinge**
- **When ordering, left or right indicates drawer stack location**

* Plumbing clearance

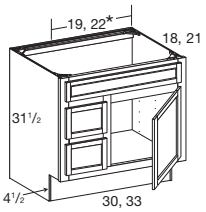

Left Hand Shown

VSDB30R L/R
VSDB30R18 L/R
VSDB30L L/R
VSDB30L18 L/R
VSDB33R L/R
VSDB33R18 L/R
VSDB33L L/R
VSDB33L18 L/R

2 Drawers,
1 Drawer blank,
1 Door

- **Must specify L or R hinge**
- **When ordering, left or right indicates drawer stack location**

* Plumbing clearance

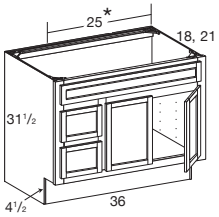

Left Hand Shown

VSDB36R
VSDB36R18
VSDB36L
VSDB36L18

2 Drawers,
1 Drawer blank,
2 Doors w/o center mullion

- **When ordering, left or right indicates drawer stack location**

* Plumbing clearance

Semi-Custom	APC	BO	ES	FCE	FDBS	FH	FI	FIMD	FO	ID	MFE	P	PCE	PWD	RD	RTK	TKA	VTK	WCM	WDSC
SEL	•	•	•	•					•	•	•	•	•	•	•	•	▲	•		•

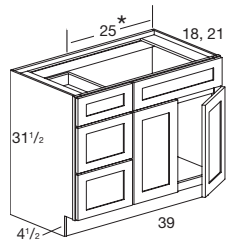

Left Hand Shown

Vanity Sink Drawer Base Cabinet

VSDB39R
VSDB39R18
VSDB39L
VSDB39L18

3 Drawers,
1 Drawer blank,
2 Doors w/o center mullion

- When ordering, left or right indicates drawer stack location

* Plumbing clearance

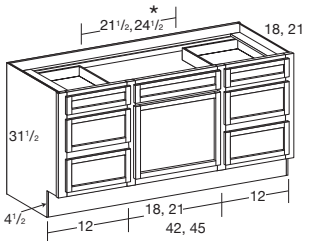

VSDB42 L/R
VSDB4218 L/R
VSDB45 L/R
VSDB4518 L/R

6 Drawers,
1 Drawer blank,
1 Door

- **Must specify L or R hinge**

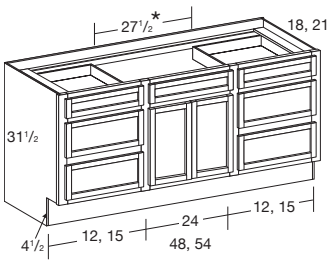

VSDB48
VSDB4818
VSDB54
VSDB5418

6 Drawers,
1 Drawer blank,
2 Doors w/o center mullion

Sink Cut Out Dimensions
VSDB48 & VSDB54 – 27½″ x 19½″
VSDB4818 & VSDB5418 – 27½″ x 16½″

Semi-Custom	APC	BO	ES	FCE	FDBS	FH	FI	FIMD	FO	ID	MFE	P	PCE	PWD	RD	RTK	TKA	VTK	WCM	WDSC
SEL	•	•	•	•					•	•	•		•	•	•	•	▲	•		•

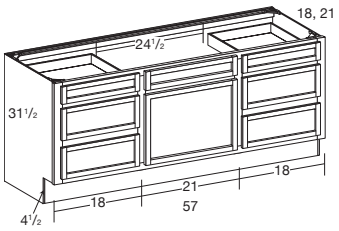

Vanity Sink Drawer Base Cabinet with Single Bowl

VSDB57SB L/R
VSDB5718SB L/R

6 Drawers,
1 Drawer blank,
1 Door

- **Must specify L or R hinge**

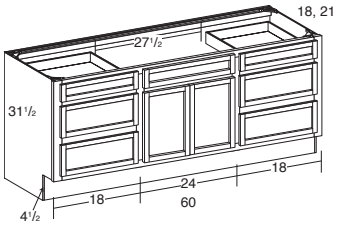

VSDB60SB
VSDB6018SB

6 Drawers,
1 Drawer blank,
2 Doors w/o center mullion

Semi-Custom	APC	BO	ES	FCE	FDBS	FH	FI	FIMD	FO	ID	MFE	P	PCE	PWD	RD	RTK	TKA	VTK	WCM	WDSC
SEL	●	●	●	●					●	●	●		●	●	●	●	▲	●		●

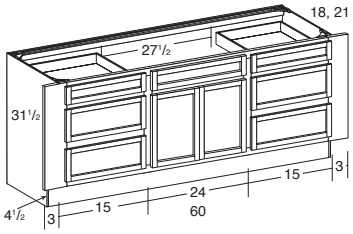

Trimmable Vanity Sink Drawer Base Cabinet with Single Bowl

VSDB60SBT
VSDB6018SBT

6 Drawers,
1 Drawer blank,
2 Doors w/o center mullion

- 3″ Extended stile on each side
- Trimmable to 54″

Semi-Custom	APC	BO	ES	FCE	FDBS	FH	FI	FIMD	FO	ID	MFE	P	PCE	PWD	RD	RTK	TKA	VTK	WCM	WDSC
SEL	●	●	▲						●	●			●	●	●	●	▲	●		●

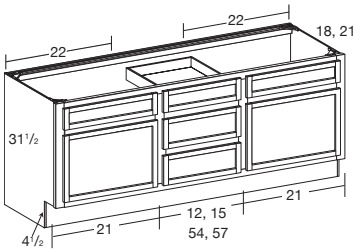

Vanity Sink Drawer Base Cabinet with Double Bowl

VSDB54DB
VSDB5418DB
VSDB57DB
VSDB5718DB

3 Drawers,
2 Drawer blanks,
2 Doors

- Left hand door will be hinged left and the right hand door will be hinged right

Sink Maximum Cut Out Dimensions
VSDB54DB, VSDB57DB – 22″ x 19½″
VSDB5418DB, VSDB5718DB – 22″ x 16½″

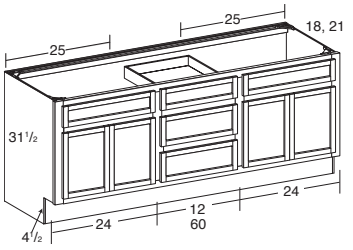

VSDB60DB
VSDB6018DB

3 Drawers,
2 Drawer blanks,
4 Doors w/o center mullion

Sink Maximum Cut Out Dimensions
VSDB60DB – 25″ x 19½″
VSDB6018DB – 25″ x 16½″

Semi-Custom	APC	BO	ES	FCE	FDBS	FH	FI	FIMD	FO	ID	MFE	P	PCE	PWD	RD	RTK	TKA	VTK	WCM	WDSC
SEL	●	●	●	●					●	●	●		●	●	●	●	▲	●		●

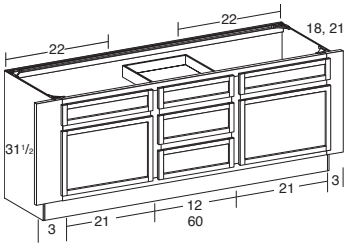

Trimmable Vanity Sink Drawer Base Cabinet with Double Bowl

VSDB60DBT
VSDB6018DBT

3 Drawers,
2 Drawer blanks,
2 Doors

- Left hand door will be hinged left and the right hand door will be hinged right

Sink Maximum Cut Out Dimensions
VSDB60DBT – 22″ x 19½″
VSDB6018DBT – 22″ x 16½″

Semi-Custom	APC	BO	ES	FCE	FDBS	FH	FI	FIMD	FO	ID	MFE	P	PCE	PWD	RD	RTK	TKA	VTK	WCM	WDSC
SEL	●	●	▲						●	●			●	●	●	●	▲	●		●

STANDARD VANITY CABINETS (continued)

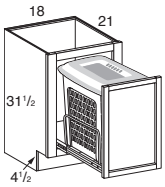

Vanity Hamper Cabinet

VHC18 — **1 Door**

- The hamper basket is white, includes a lid and can be removed from cabinet

Semi-Custom	APC	BO	ES	FCE	FDBS	FH	FI	FIMD	FO	ID	MFE	P	PCE	PWD	RD	RTK	TKA	VTK	WCM	WDSC
SEL	●		●	●		▲				●	●		●			●	▲	●		

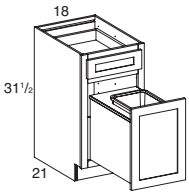

Vanity Base Wastebasket

VB18WB — **1 Drawer, 1 Door**

- The wastebasket is white and can be removed from cabinet

Semi-Custom	APC	BO	ES	FCE	FDBS	FH	FI	FIMD	FO	ID	MFE	P	PCE	PWD	RD	RTK	TKA	VTK	WCM	WDSC
SEL	●		●	●		●				●	●		●	●		●	▲	●		●

34½" HIGH JUST RIGHT BASE HEIGHT VANITY CABINETS

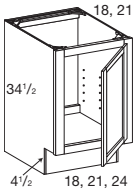

34½" High Just Right Vanity Sink Cabinets

VS18BH L/R
VS1818BH L/R
VS21BH L/R
VS2118BH L/R
VS24SDBH L/R
VS2418SDBH L/R — **1 Door**

- **Must specify L or R hinge**

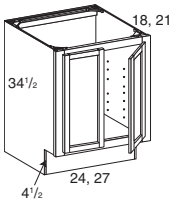

VS24BH
VS2418BH
VS27BH
VS2718BH — **2 Doors w/o center mullion**

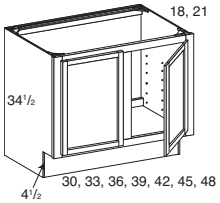

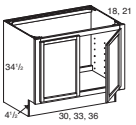

Available with WCM Option

VS30BH
VS3018BH
VS33BH
VS3318BH
VS36BH
VS3618BH
VS39BH
VS3918BH
VS42BH
VS4218BH
VS45D2BH
VS4518D2BH
VS48D2BH
VS4818D2BH — **2 Doors**

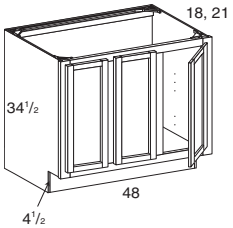

VS48BH
VS4818BH — **3 Doors**

- Doors hinged Left, Right, Right

Door Sizes:
VS48 – 15", 18", 15"

Semi-Custom	APC	BO	ES	FCE	FDBS	FH	FI	FIMD	FO	ID	MFE	P	PCE	PWD	RD	RTK	TKA	VTK	WCM	WDSC
SEL	●	●	●	●		▲	●		●	●	●	●	●		●	●	▲	●	●	

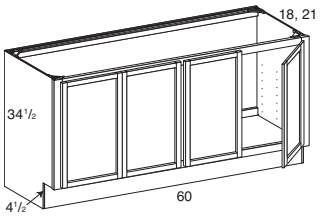

VS60BH
VS6018BH

4 Doors

- 2 Sets of doors without center mullion

Semi-Custom	APC	BO	ES	FCE	FDBS	FH	FI	FIMD	FO	ID	MFE	P	PCE	PWD	RD	RTK	TKA	VTK	WCM	WDSC
SEL	●	●	●	●		▲	●		●	●	●	●	●		●	●	▲	●	●	

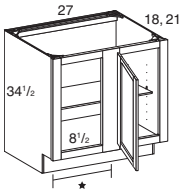

Left Blind Shown

34½" High Just Right Vanity Blind Corner Cabinets

VBC36LBH
VBC36RBH
VBC36L18BH
VBC36R18BH

1 Door,
1 Adj. Shelf

- **Must specify L or R blind**
- Hinge is on blind side of cabinet

★ **Distance from frame edge to edge of closed door**
TOL = 16¼"
FOL = 15⅜"

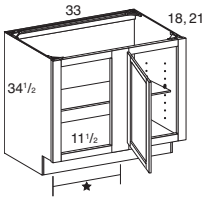

Left Blind Shown

VBC39LBH
VBC39RBH
VBC39L18BH
VBC39R18BH

1 Door,
1 Adj. Shelf

- **Must specify L or R blind**
- Hinge is on blind side of cabinet

★ **Distance from frame edge to edge of closed door**
TOL = 19¼"
FOL = 18⅜"

Pull is for 21" Depth Cabinet	OL Max Pull	Minimum Pull w/o Hardware		*Minimum Pull w/ Hardware	
		TOL	FOL	TOL	FOL
VBC36	37¾	33	34	34⅛	35¼
VBC39	40¾	36	37	37⅛	38¼
*Adjacent Cabinet Filler Required		None	1"	1¼"	2½"

*Minimum Pull w/Hardware and Adjacent Cabinet Filler Required is based on a hardware protrusion of 1½".

Semi-Custom	APC	BO	ES	FCE	FDBS	FH	FI	FIMD	FO	ID	MFE	P	PCE	PWD	RD	RTK	TKA	VTK	WCM	WDSC
SEL	●	●	●	●	●	▲	●		●	●	●	●	●		●	●	▲	●		

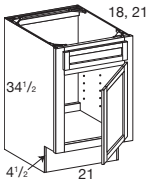

34½" High Just Right Vanity Sink Cabinet with Blanks

VS21BBH L/R
VS21B18BH L/R

1 Drawer blank,
1 Door

- **Must specify L or R hinge**

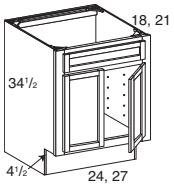

VS24BBH
VS24B18BH
VS27BBH
VS27B18BH

1 Drawer blank,
2 Doors w/o center mullion

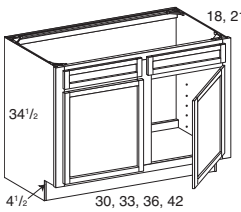

Available with WCM Option

VS30BBH
VS30B18BH
VS33BBH
VS33B18BH
VS36BBH
VS36B18BH
VS42BBH
VS42B18BH

2 Drawer blanks,
2 Doors

Semi-Custom	APC	BO	ES	FCE	FDBS	FH	FI	FIMD	FO	ID	MFE	P	PCE	PWD	RD	RTK	TKA	VTK	WCM	WDSC
SEL	●	●	●	●		●	●		●	●	●	●	●		●	●	▲	●	●	

34½" High Vanities Available in Square Doors Only.

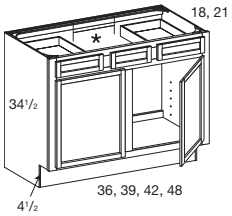

34½" High Just Right Vanity Sink Base Cabinet

VSB36BH
VSB3618BH
VSB39BH
VSB3918BH
VSB42BH
VSB4218BH
VSB48BH
VSB4818BH

2 Drawers,
1 Drawer blank,
2 Doors

Plumbing Clearance:
* 18½" for VSB36BH
* 18½" for VSB39BH
* 21½" for VSB42BH
* 21½" for VSB48BH

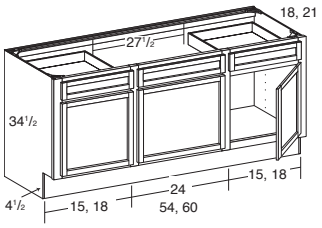

VSB54BH
VSB5418BH
VSB60BH
VSB6018BH

2 Drawers,
1 Drawer blank,
3 Doors

• Doors hinged Left, Right, Right

Door Sizes:
VSB54BH – 15", 24", 15"
VSB60BH – 18", 24", 18"

Semi-Custom	APC	BO	ES	FCE	FDBS	FH	FI	FIMD	FO	ID	MFE	P	PCE	PWD	RD	RTK	TKA	VTK	WCM	WDSC
SEL	●	●	●	●			●		●	●	●	●	●	●	●	●	▲	●		●

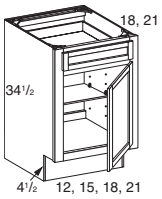

34½" High Just Right Vanity Base Cabinet

VB12BH L/R
VB1218BH L/R
VB15BH L/R
VB1518BH L/R
VB18BH L/R
VB1818BH L/R
VB21BH L/R
VB2118BH L/R

1 Drawer,
1 Door,
1 Adj. shelf

• Must specify L or R hinge

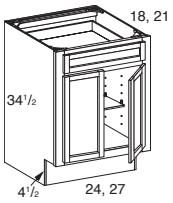

VB24BH
VB2418BH
VB27BH
VB2718BH

1 Drawer,
2 Doors w/o center mullion,
1 Adj. shelf

Semi-Custom	APC	BO	ES	FCE	FDBS	FH	FI	FIMD	FO	ID	MFE	P	PCE	PWD	RD	RTK	TKA	VTK	WCM	WDSC
SEL	●	●	●	●	●	●	●		●	●	●	●	●	●	●	●	▲	●		●

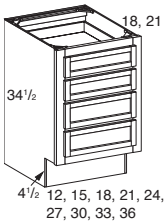

34½" High Just Right Vanity Drawer Base Cabinet

VDB12BH
VDB1218BH
VDB15BH
VDB1518BH
VDB18BH
VDB1818BH
VDB21BH
VDB2118BH
VDB24BH
VDB2418BH
VDB27BH
VDB2718BH
VDB30BH
VDB3018BH
VDB33BH
VDB3318BH
VDB36BH
VDB3618BH

4 Drawers

Semi-Custom	APC	BO	ES	FCE	FDBS	FH	FI	FIMD	FO	ID	MFE	P	PCE	PWD	RD	RTK	TKA	VTK	WCM	WDSC
SEL	●	●	●	●					●	●	●		●	●	●	●	▲	●		●

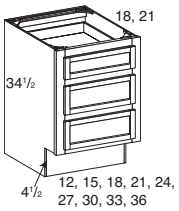

34½" High Just Right Vanity Three Drawer Base Cabinet

V3DB12BH	**3 Drawers**
V3DB1218BH	
V3DB15BH	
V3DB1518BH	
V3DB18BH	
V3DB1818BH	
V3DB21BH	
V3DB2118BH	
V3DB24BH	
V3DB2418BH	
V3DB27BH	
V3DB2718BH	
V3DB30BH	
V3DB3018BH	
V3DB33BH	
V3DB3318BH	
V3DB36BH	
V3DB3618BH	

Semi-Custom	APC	BO	ES	FCE	FDBS	FH	FI	FIMD	FO	ID	MFE	P	PCE	PWD	RD	RTK	TKA	VTK	WCM	WDSC
SEL	●	●	●	●					●	●	●		●	●	●	●	▲	●		●

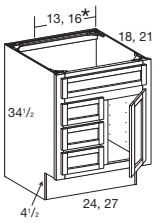

Left Hand Shown

34½" High Just Right Vanity Sink Drawer Base Cabinet

VSDB24RBH L/R	**3 Drawers,**	• **Must specify L or R hinge**
VSDB24R18BH L/R	**1 Drawer blank,**	• **When ordering, left or right indicates drawer stack location**
VSDB24LBH L/R	**1 Door**	* Plumbing clearance
VSDB24L18BH L/R		
VSDB27RBH L/R		
VSDB27R18BH L/R		
VSDB27LBH L/R		
VSDB27L18BH L/R		

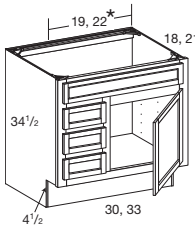

Left Hand Shown

VSDB30RBH L/R	**3 Drawers,**	• **Must specify L or R hinge**
VSDB30R18BH L/R	**1 Drawer blank,**	• **When ordering, left or right indicates drawer stack location**
VSDB30LBH L/R	**1 Door**	* Plumbing clearance
VSDB30L18BH L/R		
VSDB33RBH L/R		
VSDB33R18BH L/R		
VSDB33LBH L/R		
VSDB33L18BH L/R		

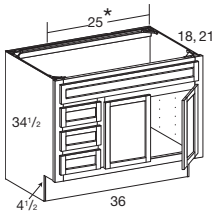

Left Hand Shown

VSDB36RBH	**3 Drawers,**	• **When ordering, left or right indicates drawer stack location**
VSDB36R18BH	**1 Drawer blank,**	* Plumbing clearance
VSDB36LBH	**2 Doors w/o center mullion**	
VSDB36L18BH		

Semi-Custom	APC	BO	ES	FCE	FDBS	FH	FI	FIMD	FO	ID	MFE	P	PCE	PWD	RD	RTK	TKA	VTK	WCM	WDSC
SEL	●	●	●	●					●	●	●	●	●	●	●	●	▲	●		●

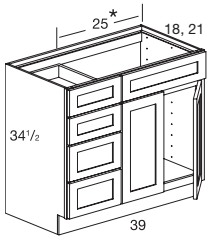

Left Hand Shown

34½" High Just Right Vanity Sink Drawer Base Cabinet

VSDB39RBH	**4 Drawers,**	• When ordering, left or right indicates drawer stack location
VSDB39R18BH	**1 Drawer blank,**	* Plumbing clearance
VSDB39LBH	**2 Doors w/o center mullion**	
VSDB39L18BH		

Semi-Custom	APC	BO	ES	FCE	FDBS	FH	FI	FIMD	FO	ID	MFE	P	PCE	PWD	RD	RTK	TKA	VTK	WCM	WDSC
SEL	●	●	●	●					●	●	●		●	●	●	●	▲	●		●

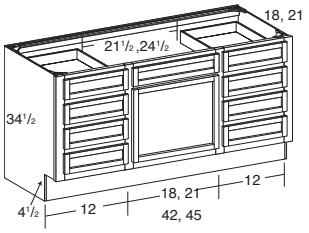

34½" High Just Right Vanity Sink Drawer Base Cabinet

VSDB42BH L/R
VSDB4218BH L/R
VSDB45BH L/R
VSDB4518BH L/R

8 Drawers,
1 Drawer blank,
1 Door

- **Must specify L or R hinge**

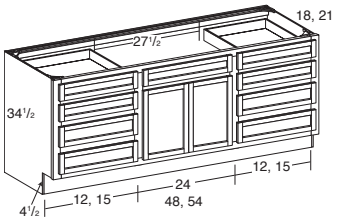

VSDB48BH
VSDB4818BH
VSDB54BH
VSDB5418BH

8 Drawers,
1 Drawer blank,
2 Doors w/o center mullion

Sink Maximum Cut Out Dimensions
VSDB48BH & VSDB54BH – 27½" x 19½"
VSDB4818BH & VSDB5418BH – 27½" x 16½"

Semi-Custom	APC	BO	ES	FCE	FDBS	FH	FI	FIMD	FO	ID	MFE	P	PCE	PWD	RD	RTK	TKA	VTK	WCM	WDSC
SEL	●	●	●	●					●	●	●		●	●	●	●	▲	●		●

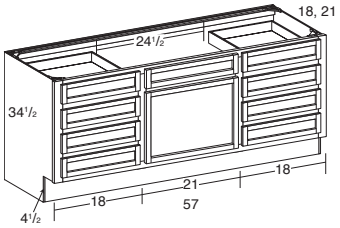

34½" High Just Right Vanity Sink Drawer Base with Single Bowl

VSDB57SBBH L/R
VSDB5718SBBH L/R

8 Drawers,
1 Drawer blank,
1 Door

- **Must specify L or R hinge**

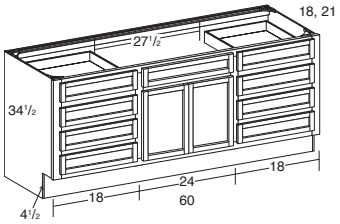

VSDB60SBBH
VSDB6018SBBH

8 Drawers,
1 Drawer blank,
2 Doors w/o center mullion

Semi-Custom	APC	BO	ES	FCE	FDBS	FH	FI	FIMD	FO	ID	MFE	P	PCE	PWD	RD	RTK	TKA	VTK	WCM	WDSC
SEL	●	●	●	●					●	●	●		●	●	●	●	▲	●		●

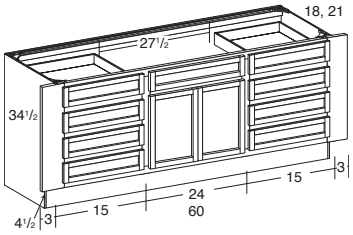

34½" High Just Right Trimmable Vanity Sink Drawer Base with Single Bowl

VSDB60SBTBH
VSDB6018SBTBH

8 Drawers,
1 Drawer blank,
2 Doors w/o center mullion

- 3" Extended stile on each side
- Trimmable to 54"

Semi-Custom	APC	BO	ES	FCE	FDBS	FH	FI	FIMD	FO	ID	MFE	P	PCE	PWD	RD	RTK	TKA	VTK	WCM	WDSC
SEL	●	●	▲						●	●			●	●	●	●	▲	●		●

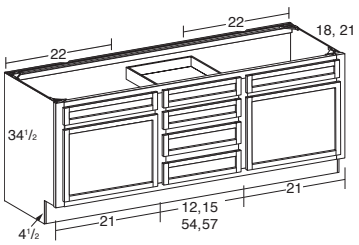

34½" High Just Right Vanity Sink Drawer Base with Double Bowl

VSDB54DBBH
VSDB5418DBBH
VSDB57DBBH
VSDB5718DBBH

4 Drawers,
2 Drawer blanks,
2 Doors

- Left hand door will be hinged left and the right hand door will be hinged right

Sink Maximum Cut Out Dimensions
VSDB54DBBH, VSDB57DBBH – 22" x 19½"
VSDB5418DBBH, VSDB5718DBBH – 22" x 16½"

Semi-Custom	APC	BO	ES	FCE	FDBS	FH	FI	FIMD	FO	ID	MFE	P	PCE	PWD	RD	RTK	TKA	VTK	WCM	WDSC
SEL	●	●	●	●					●	●	●		●	●	●	●	▲	●		●

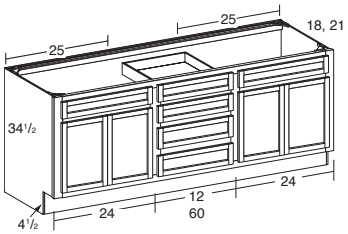

VSDB60DBBH
VSDB6018DBBH

4 Drawers,
2 Drawer blanks,
4 Doors w/o center mullion

Sink Maximum Cut Out Dimensions
VSDB60DBBH – 25" x 19½"
VSDB6018DBBH – 25" x 16½"

Semi-Custom	APC	BO	ES	FCE	FDBS	FH	FI	FIMD	FO	ID	MFE	P	PCE	PWD	RD	RTK	TKA	VTK	WCM	WDSC
SEL	•	•	•	•					•	•	•		•	•	•	•	▲	•		•

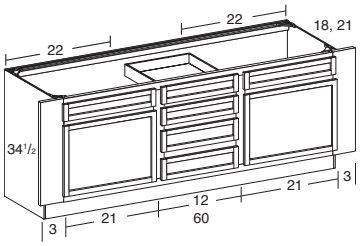

34½" High Just Right Trimmable Vanity Sink Drawer Base with Double Bowl

VSDB60DBTBH
VSDB6018DBTBH

4 Drawers,
2 Drawer blanks,
2 Doors

- Left hand door will be hinged left and the right hand door will be hinged right

Sink Maximum Cut Out Dimensions
VSDB60DBTBH – 22" x 19½"
VSDB6018DBTBH – 22" x 16½"

Semi-Custom	APC	BO	ES	FCE	FDBS	FH	FI	FIMD	FO	ID	MFE	P	PCE	PWD	RD	RTK	TKA	VTK	WCM	WDSC
SEL	•	•	▲						•	•			•	•	•	•	▲	•		•

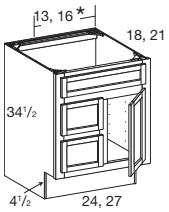

Left Hand Shown

34½" High Just Right Vanity Sink Three Drawer Base Cabinet

VS3DB24RBH L/R
VS3DB24R18BH L/R
VS3DB24LBH L/R
VS3DB24L18BH L/R
VS3DB27RBH L/R
VS3DB27R18BH L/R
VS3DB27LBH L/R
VS3DB27L18BH L/R

2 Drawers,
1 Drawer blank,
1 Door

- **Must specify L or R hinge**
- **When ordering, left or right indicates drawer stack location**

* Plumbing clearance

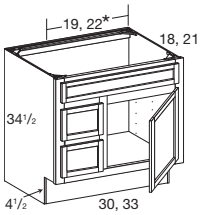

Left Hand Shown

VS3DB30RBH L/R
VS3DB30R18BH L/R
VS3DB30LBH L/R
VS3DB30L18BH L/R
VS3DB33RBH L/R
VS3DB33R18BH L/R
VS3DB33LBH L/R
VS3DB33L18BH L/R

2 Drawers,
1 Drawer blank,
1 Door

- **Must specify L or R hinge**
- **When ordering, left or right indicates drawer stack location**

* Plumbing clearance

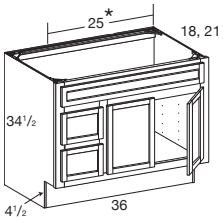

Left Hand Shown

VS3DB36RBH
VS3DB36R18BH
VS3DB36LBH
VS3DB36L18BH

2 Drawers,
1 Drawer blank,
2 Doors w/o center mullion

- **When ordering, left or right indicates drawer stack location**

* Plumbing clearance

Semi-Custom	APC	BO	ES	FCE	FDBS	FH	FI	FIMD	FO	ID	MFE	P	PCE	PWD	RD	RTK	TKA	VTK	WCM	WDSC
SEL	•	•	•	•					•	•	•	•	•	•	•	•	▲	•		•

34½" High Just Right Vanity Sink Three Drawer Base Cabinet

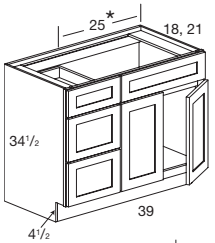

VS3DB39RBH
VS3DB39R18BH
VS3DB39LBH
VS3DB39L18BH

3 Drawers,
1 Drawer blank,
2 Doors w/o center mullion

- **When ordering, left or right indicates drawer stack location**

* Plumbing clearance

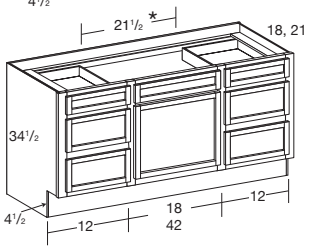

VS3DB42BH L/R
VS3DB4218BH L/R

6 Drawers,
1 Drawer blank,
1 Door

- **Must specify L or R hinge**

* Plumbing clearance

Semi-Custom	APC	BO	ES	FCE	FDBS	FH	FI	FIMD	FO	ID	MFE	P	PCE	PWD	RD	RTK	TKA	VTK	WCM	WDSC
SEL	•	•	•	•					•	•	•		•	•	•	•	▲	•		•

34½" High Vanities Available in Square Doors Only.

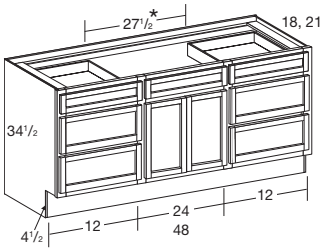

34½" High Just Right Vanity Sink Three Drawer Base Cabinet

VS3DB48BH
VS3DB4818BH

6 Drawers,
1 Drawer blank,
2 Doors w/o center mullion

*Plumbing clearance

Sink Maximum Cut Out Dimensions
VS3DB48BH – 27½" x 19½"
VS3DB4818BH – 27½" x 16½"

Semi-Custom	APC	BO	ES	FCE	FDBS	FH	FI	FIMD	FO	ID	MFE	P	PCE	PWD	RD	RTK	TKA	VTK	WCM	WDSC
SEL	●	●	●	●					●	●	●		●	●	●	●	▲	●		●

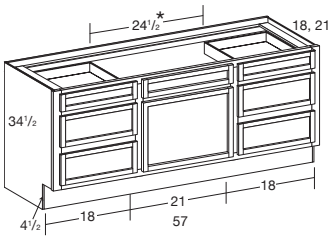

34½" High Just Right Vanity Sink Three Drawer Base Cabinet with Single Bowl

VS3DB57SBBH L/R
VS3DB5718SBBH L/R

6 Drawers,
1 Drawer blank,
1 Door

• Must specify L or R hinge
*Plumbing clearance

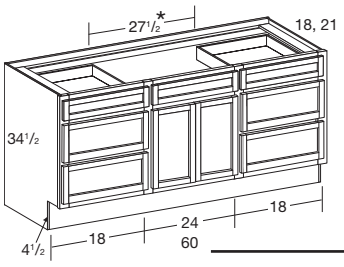

VS3DB60SBBH
VS3DB6018SBBH

6 Drawers,
1 Drawer blank,
2 Doors w/o center mullion

*Plumbing clearance

Semi-Custom	APC	BO	ES	FCE	FDBS	FH	FI	FIMD	FO	ID	MFE	P	PCE	PWD	RD	RTK	TKA	VTK	WCM	WDSC
SEL	●	●	●	●					●	●	●		●	●	●	●	▲	●		●

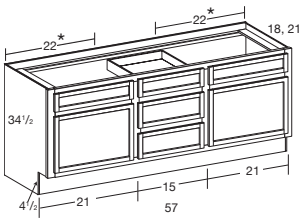

34½" High Just Right Vanity Sink Three Drawer Base Cabinet with Double Bowl

VS3DB57DBBH
VS3DB5718DBBH

3 Drawers,
2 Drawer blanks,
2 Doors

*Plumbing clearance

Sink Maximum Cut Out Dimensions
VS3DB57DBBH – 22" x 19½"
VS3DB5718DBBH – 22" x 16½"

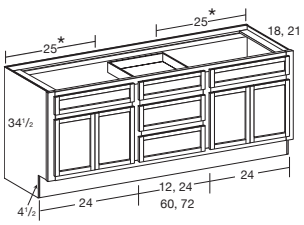

VS3DB60DBBH
VS3DB6018DBBH
VS3DB72DBBH
VS3DB7218DBBH

3 Drawers,
2 Drawer blanks,
4 Doors w/o center mullion

*Plumbing clearance

Sink Maximum Cut Out Dimensions
VS3DB60DBBH, VS3DB72DBBH – 22" x 19½"
VS3DB6018DBBH, VS3DB7218DBBH – 22" x 16½"

Semi-Custom	APC	BO	ES	FCE	FDBS	FH	FI	FIMD	FO	ID	MFE	P	PCE	PWD	RD	RTK	TKA	VTK	WCM	WDSC
SEL	●	●	●	●					●	●	●		●	●	●	●	▲	●		●

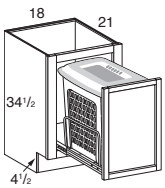

34½" High Just Right Vanity Hamper Base Cabinet

VHC18BH

1 Door

• The hamper basket is white, includes a lid and can be removed from cabinet

Semi-Custom	APC	BO	ES	FCE	FDBS	FH	FI	FIMD	FO	ID	MFE	P	PCE	PWD	RD	RTK	TKA	VTK	WCM	WDSC
SEL	●		●	●		▲				●	●		●			●	▲	●		

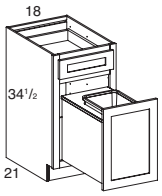

34½" High Just Right Vanity Base Wastebasket

VB18BHWB

1 Drawer,
1 Door

• The wastebasket is white and can be removed from cabinet

Semi-Custom	APC	BO	ES	FCE	FDBS	FH	FI	FIMD	FO	ID	MFE	P	PCE	PWD	RD	RTK	TKA	VTK	WCM	WDSC
SEL	●		●	●		●				●	●		●	●		●	▲	●		●

VANITY LINEN CABINETS

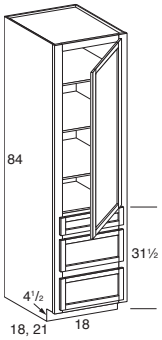

84″ High Vanity Linen Cabinet

VLC188421 L/R
VLC188418 L/R

3 Drawers,
1 Door,
3 Full depth adj. shelves

- **Must specify L or R hinge**
- **Toe Kick shipped attached**
- Thermofoil and cope and tenon door styles 48⅛″ and taller will have a horizontal center rail

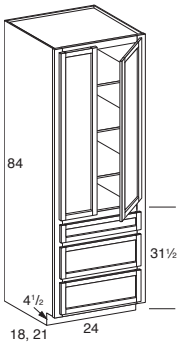

VLC248421
VLC248418

3 Drawers,
2 Doors w/o center mullion,
3 Full depth adj. shelves

- **Toe Kick shipped attached**
- Thermofoil and cope and tenon door styles 48⅛″ and taller will have a horizontal center rail

Semi-Custom	APC	BO	ES	FCE	FDBS	FH	FI	FIMD	FO	ID	MFE	P	PCE	PWD	RD	RTK	TKA	VTK	WCM	WDSC
SEL	●	●	●	●			●		●	●	●		●	●	●	●	▲	●		●

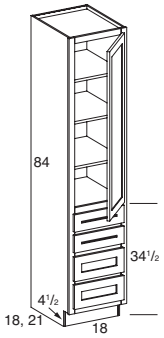

84″ High Just Right Base Height Vanity Linen Cabinet

VLC188421BH L/R
VLC188418BH L/R

4 Drawers,
1 Door,
3 Full depth adj. shelves

- **Must specify L or R hinge**
- Toe kick shipped attached
- Thermofoil and cope and tenon door styles 48⅛″ and taller will have a horizontal center rail

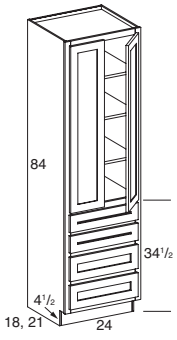

VLC248421BH
VLC248418BH

4 Drawers,
2 Doors w/o center mullion,
3 Full depth adj. shelves

- **Toe kick shipped attached**
- Thermofoil and cope and tenon door styles 48⅛″ and taller will have a horizontal center rail

Semi-Custom	APC	BO	ES	FCE	FDBS	FH	FI	FIMD	FO	ID	MFE	P	PCE	PWD	RD	RTK	TKA	VTK	WCM	WDSC
SEL	●	●	●	●			●		●	●	●		●	●	●	●	▲	●		●

MINI SAMPLE BASE

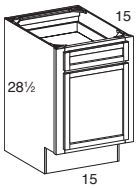

MSB1515

1 Drawer,
1 Door

- **Toe kick shipped attached**
- Right hinge only
- Eligible for 100% Co-op reimbursement

Semi-Custom	APC	BO	ES	FCE	FDBS	FH	FI	FIMD	FO	ID	MFE	P	PCE	PWD	RD	RTK	TKA	VTK	WCM	WDSC
SEL	●			●							●		●	●			▲			●



Vanity Wall Cabinet

VW1230 L/R
VW1236 L/R
VW1530 L/R
VW1536 L/R

1 Door,
2 Adj. shelves

- **Must specify L or R hinge**
- 4″ Deep
- Recess mount only
- Finished end panels

Cut-Out Dimensions:
VW1230 — 10¾″ x 28¼″
VW1530 — 13¾″ x 28¼″
VW1236 — 10¾″ x 34¼″
VW1536 — 13¾″ x 34¼″

Semi-Custom	APC	BO	ES	FCE	FDBS	FH	FI	FIMD	FO	ID	MFE	P	PCE	PWD	RD	RTK	TKA	VTK	WCM	WDSC
SEL	▲		•			▲	•			•	▲		▲							

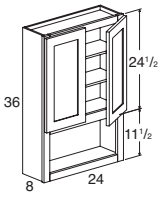

Toilet Topper

TT2436

2 Doors w/o center mullion
2 Adj. shelves

- Matching ends standard

Semi-Custom	APC	BO	ES	FCE	FDBS	FH	FI	FIMD	FO	ID	MFE	P	PCE	PWD	RD	RTK	TKA	VTK	WCM	WDSC
SEL	▲		•				•			•	▲		▲							

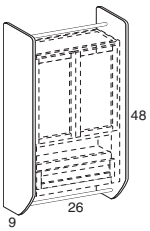

Decorative Toilet Topper Frame

DTTF

- Mounts over Toilet Topper (TT2436)
- Includes towel bar and curved end panels
- Overall dimension 26″ W x 48″ H
- **For White Thermofoil door styles, the frame is thermofoiled fiberboard**
- **For Linen Thermofoil and MDF door styles, frame is finished maple**
- **For Laminate door styles in Natural Maple, Sienna, Spiceberry, Linen or White finishes, item is finished maple. For Laminate door styles in Natural Cherry finish, item is finished cherry.**

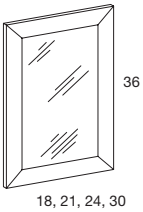

Decorative Mirrors

DEC-MFR1836
DEC-MFR2136
DEC-MFR2436
DEC-MFR3036

- 2½″ wide mitered frame
- Use semi-customs to choose Edge Profiles: Beaded, Eased, Madison, Ogee and Square

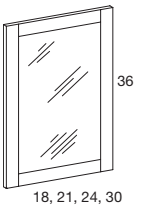

Designer Mirrors – Narrow

DES-MFRN1836
DES-MFRN2136
DES-MFRN2436
DES-MFRN3036

- Narrow
- 2½″ wide cope and tenon frame
- Use semi-customs to choose Edge Profiles: Eased, Madison, Ogee and Square

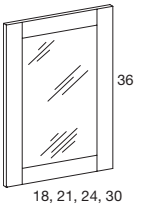

Designer Mirrors – Wide

DES-MFRW1836
DES-MFRW2136
DES-MFRW2436
DES-MFRW3036

- Wide
- 3½″ wide cope and tenon frame
- Use semi-customs to choose Edge Profiles: Eased, Madison, Ogee and Square

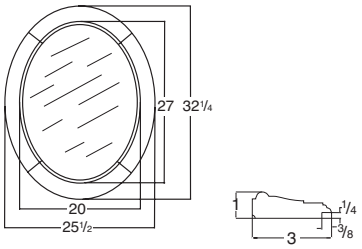

Oval Mirror

OMR2532

- Beveled Mirror includes backer with mounting hardware
- Vertical or horizontal hang
- Moulding does not match other mirror moulding profiles
- Available in Cherry, Maple and Oak

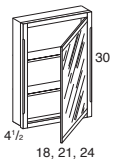

Medicine Cabinet with Mirror

MC1830BR L/R (Brass) **2 Adj. shelves**
MC1830CH L/R (Chrome)

MC2130BR L/R (Brass)
MC2130CH L/R (Chrome)

MC2430BR L/R (Brass)
MC2430CH L/R (Chrome)

- Not reversible, must specify L or R hinge
- Mirror with safety backer included
- Finished end panels
- Available with polished brass or chrome hardware
- Trim end panels to recess mount
- For surface mounting, a skin can be applied to give a more finished look
- **For MDF and Thermofoil door styles, item is painted maple. For Laminate door styles in Natural Maple, Sienna, Spiceberry, Linen or White finishes, item is finished maple. For Laminate door styles in Natural Cherry finish, item is finished cherry.**

Cut-Out Dimensions:
MC1830 — 16⅞″ x 28⅜″
MC2130 — 19⅞″ x 28⅜″
MC2430 — 22⅞″ x 28⅜″

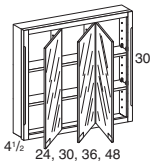

Tri-View Medicine Cabinet with Mirrors

TV2430BR (Brass) **6 Adj. shelves**
TV3030BR (Brass)
TV3630BR (Brass)
TV4830BR (Brass)
TV2430CH (Chrome)
TV3030CH (Chrome)
TV3630CH (Chrome)
TV4830CH (Chrome)

- Mirrors with safety backer included
- Finished end panels
- ¾″ Laminated furniture board shelves
- Magnetic touch latches with metal strike plates and polished brass or chrome hinges
- Doors hinged right, right and left from left to right
- Recess or flush mounted
- Trim end panels to recess mount
- For surface mounting, a skin can be applied to give a more finished look
- **For MDF and Thermofoil door styles, item is painted maple. For Laminate door styles in Natural Maple, Sienna, Spiceberry, Linen or White finishes, item is finished maple. For Laminate door styles in Natural Cherry finish, item is finished cherry.**

Cut-Out Dimensions:
TV2430 — 22⅞″ x 28⅜″
TV3030 — 28⅞″ x 28⅜″
TV3630 — 34⅞″ x 28⅜″
TV4830 — 46⅞″ x 28⅜″

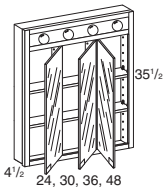

Combination Tri-View Medicine Cabinets with Mirrors

CTVL24BR (Brass) **6 Adj. shelves**
CTVL30BR (Brass)
CTVL36BR (Brass)
CTVL48BR (Brass)
CTVL24CH (Chrome)
CTVL30CH (Chrome)
CTVL36CH (Chrome)
CTVL48CH (Chrome)

- Mirrors with safety backer included
- Finished end panels
- ¾″ Laminated furniture board shelves
- Magnetic touch latches with metal strike plates and polished brass or chrome hinges
- Doors hinged right, right and left from left to right
- Recess or flush mounted
- Bulbs not included
- Trim end panels to recess mount
- For surface mounting, a skin can be applied to give a more finished look
- **For MDF and Thermofoil door styles, item is painted maple. For Laminate door styles in Natural Maple, Sienna, Spiceberry, Linen or White finishes, item is finished maple. For Laminate door styles in Natural Cherry finish, item is finished cherry.**

Cut-Out Dimensions:
CTVL24 — 22⅝″ x 33⅞″
CTVL30 — 28⅝″ x 33⅞″
CTVL36 — 34⅝″ x 33⅞″
CTVL48 — 46⅝″ x 33⅞″
Number of lights:
24″ - 3 lights 36″ - 5 lights
30″ - 4 lights 48″ - 7 lights

VANITY CABINETS (continued)

Furniture Top Plates

FTP-TT2408 (Toilet Topper)
FTP-W1521 (Wall Cabinet 15″ Wide)
FTP-W1821 (Wall Cabinet 18″ Wide)
FTP-VLC1821 (Vanity Linen Cabinet 18″ Wide)
FTP-VLC2421 (Vanity Linen Cabinet 24″ Wide)
FTP-MC1804 (Mirror Cabinet 18″ Wide)
FTP-MC2104 (Medicine Cabinet 21″ Wide)
FTP-MC2404 (Medicine Cabinet 24″ Wide)
FTP-TV2404 (Tri-View Cabinet 24″ Wide)
FTP-TV3004 (Tri-View Cabinet 30″ Wide)
FTP-TV3604 (Tri-View Cabinet 36″ Wide)
FTP-TV4804 (Tri-View Cabinet 48″ Wide)
FTP-MFR18 (Mirror Frame 18″ Wide)
FTP-MFR21 (Mirror Frame 21″ Wide)
FTP-MFR24 (Mirror Frame 24″ Wide)
FTP-MFR30 (Mirror Frame 30″ Wide)

- **How to Order:**
  1) Specify desired SKU (FTP-VLC2421)
  2) Select desired profile (SCM, LCVM8, DCM, or CM)
  3) Specify Increased/Reduced Depth (required if cabinet has ID/RD option)

  Order Code:
  FTP-VLC2421 FTP-SCM RD18

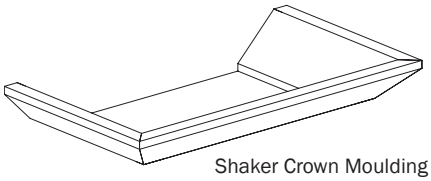

Shaker Crown Moulding (SCM)

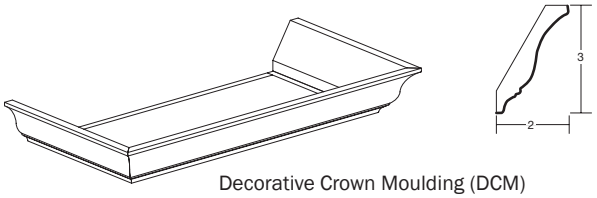

Decorative Crown Moulding (DCM)

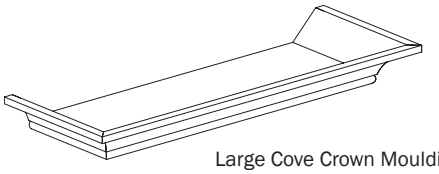

Large Cove Crown Moulding (LCVM8)

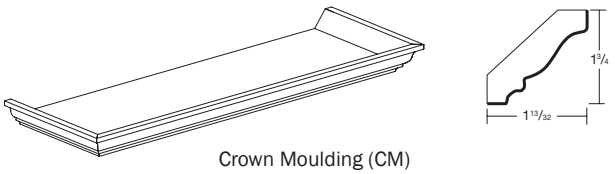

Crown Moulding (CM)

VANITY ACCESSORIES

All lights are available in cherry, maple, oak and hickory. For MDF and Thermofoil door styles, item is painted maple. For Laminate door styles in Natural Maple, Sienna, Spiceberry, Linen or White finishes, item is finished maple. For Laminate door styles in Natural Cherry finish, item is finished cherry. Bulbs are not included.

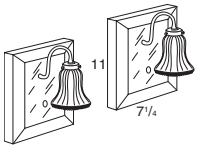

Traditional Side Lights

TSLBR **2 Per kit**
TSLCH

- **Face mount only**
- Shipped in pairs
- One clear globe per light
- Antique brass or chrome

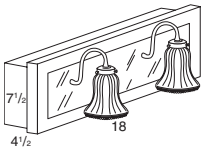

Traditional Overhead Lights

TL18BR (2 Lights)
TL18CH

- Designed for recessed mounting
- Globes are clear glass
- Antique brass or chrome

Cut-Out Dimensions:
TL18 — 15¼″ x 4¾″

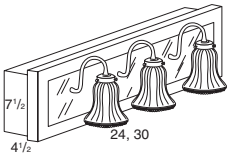

TL24CH (3 Lights)
TL30CH

- Designed for recessed mounting
- Globes are clear glass
- Chrome

Cut-Out Dimensions:
TL24 — 21¼″ x 4¾″
TL30 — 27¼″ x 4¾″

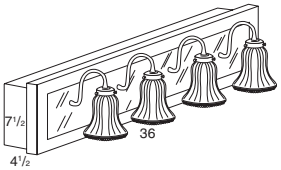

TL36BR (4 Lights)
TL36CH

- Designed for recessed mounting
- Globes are clear glass
- Antique brass or chrome

Cut-Out Dimensions:
TL36 — 33¼″ x 4¾″

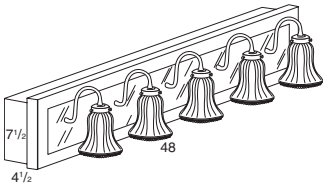

TL48BR (5 Lights)
TL48CH

- Designed for recessed mounting
- Globes are clear glass
- Antique brass only

Cut-Out Dimensions:
TL48 — 45¼″ x 4¾″

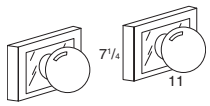

Contemporary Side Lights

CSLBR (Brass) **2 Per kit**
CSLCH (Chrome)

- **Face mount only**
- Shipped in pairs
- Order polished brass or chrome
- Bulbs not included

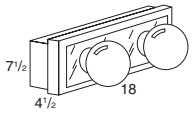

Contemporary Overhead Lights

CL18BR (Brass)
CL18CH (Chrome)

- Designed for recessed mounting
- Bulbs not included
- Order polished brass or chrome
- Two lights

Cut-Out Dimensions:
CL18 — 15¼″ x 4¾″

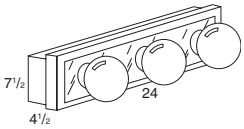

CL24BR (Brass)
CL24CH (Chrome)

- Designed for recessed mounting
- Bulbs not included
- Order polished brass or chrome
- Three lights

Cut-Out Dimensions:
CL24 — 21¼″ x 4¾″

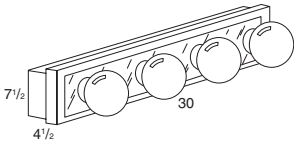

CL30BR (Brass)
CL30CH (Chrome)

- Designed for recessed mounting
- Bulbs not included
- Order polished brass or chrome
- Four lights

Cut-Out Dimensions:
CL30 — 27¼″ x 4¾″

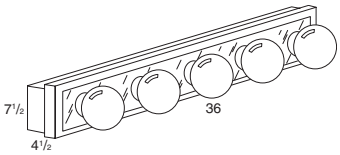

CL36BR (Brass)
CL36CH (Chrome)

- Designed for recessed mounting
- Bulbs not included
- Order polished brass or chrome
- Five lights

Cut-Out Dimensions:
CL36 — 33¼″ x 4¾″

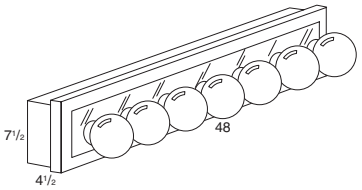

CL48BR (Brass)
CL48CH (Chrome)

- Designed for recessed mounting
- Bulbs not included
- Order polished brass or chrome
- Seven lights

Cut-Out Dimensions:
CL48 — 45¼″ x 4¾″

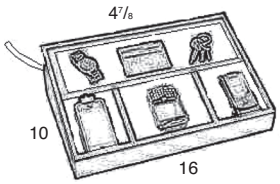

Charging Station

CHGST

- Power strip not included
- Black velvet liner

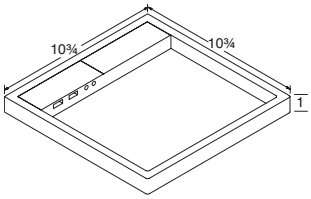

Universal Charging Tray

UCTDK
UCTMD

- No assembly required
- Dark has dark brown liner in a black box
- Medium has a black liner in a medium wood grain box
- Holds up to 4 devices
- 2 USB ports and 2 additional power receptors
- One AC adaptor included

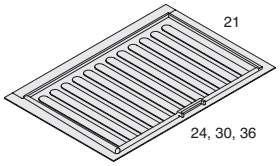

FR **Vanity Drip Tray Almond**

VDTA2421 (trim for 21″)
VDTA3021 (trim for 27″)
VDTA3621 (trim for 33″)

- Trim to fit
- For cabinets with center mullion, tray must be installed before countertop

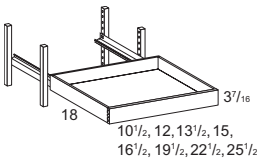

21" Deep Dovetail Full Extension Soft Close Sliding Shelf

SSDSC1221 (for VB12, VB12BH)
SSDSC1521 (for VB15, VB15BH)
SSDSC1821 (for VB18, VB18BH)
SSDSC2121 (for VS21, VS21BH)
SSDSC2421 (for VB24, VB24BH, VS24, VS24BH)
SSDSC2721 (for VS27, VS27BH)
SSDSC3021 (for VS30, VS30BH)
SSDSC3021WCM (for VS30 WCM)
SSDSC3321 (for VB33, VS33, VS33BH)
SSDSC3321WCM (for VS33 WCM)
SSDSC3621 (for VS36, VS36BH)
SSDSC3621WCM (for VS36 WCM)
SSDSC3921 (for VS39, VS39BH)
SSDSC4221 (for VS42)
SSDSC4521 (for VS45)
SSDSC4521D2 (for VS45D2)
SSDSC4821 (for VS48)
SSDSC4821D2 (for VS48D2)

- Includes solid wood dovetail sliding shelf with soft close undermount slides, four wooden mounting supports and attachment hardware
- **SSDSC30, SSDSC33, SSDSC36, SSDSC39, SSDSC42, SSDSC45D2 and SSDSC48D2 include two shelves and slides for installation**
- **SSDSC45 and SSDSC48 include three shelves and slides for installation**
- See Base Section for more sizes

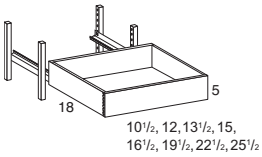

5" High, 21" Deep Dovetail Full Extension Soft Close Sliding Shelf

SSDSC1221-5 (for VB12, VB12BH)
SSDSC1521-5 (for VB15, VB15BH)
SSDSC1821-5 (for VB18, VB18BH)
SSDSC2121-5 (for VS21, VS21BH)
SSDSC2421-5 (for VB24, VB24BH, VS24, VS24BH)
SSDSC2721-5 (for VS27, VS27BH)
SSDSC3021-5 (for VS30, VS30BH)
SSDSC3021WCM-5 (for VS30 WCM)
SSDSC3321-5 (for VB33, VS33, VS33BH)
SSDSC3321WCM-5 (for VS33 WCM)
SSDSC3621-5 (for VS36, VS36BH)
SSDSC3621WCM-5 (for VS36 WCM)
SSDSC3921-5 (for VS39, VS39BH)
SSDSC4221-5 (for VS42)
SSDSC4521-5 (for VS45)
SSDSC4521D2-5 (for VS45D2)
SSDSC4821-5 (for VS48)
SSDSC4821D2-5 (for VS48D2)

- Includes solid wood dovetail sliding shelf with soft close undermount slides, four wooden mounting supports and attachment hardware
- **SSDSC30, SSDSC33, SSDSC36, SSDSC39, SSDSC42, SSDSC45D2 and SSDSC48D2 include two shelves and slides for installation**
- **SSDSC45 and SSDSC48 include three shelves and slides for installation**
- See Base Section for more sizes

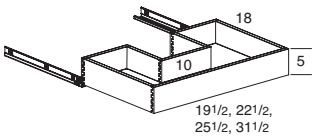

5" High, 21" Deep Dovetail Full Extension Soft Close U Shaped Sliding Shelf

SSDSCU2421-5
SSDSCU2721-5
SSDSCU3021WCM-5
SSDSCU3621WCM-5

- Includes solid wood dovetail sliding shelf with soft close undermount slides, four wooden mounting supports and attachment hardware

---

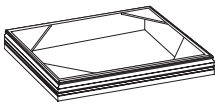

Classic Base
Moulding Shown

4½" Decorative Base Platform

DBP4BM
DBP4CBM
DBP4FBM

- Must specify cabinet depth and cabinet width
- Moulding applied to front and two sides

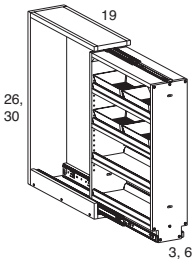

Vanity Filler Pullout

VFP3	**2 Adj. shelves,**
VFP3BH	**1 Fixed shelf**
VFP6	
VFP6BH	

- Includes wood spacers
- Must be installed between two cabinets
- An overlay filler trim is recommended for FOL door styles
- Can be installed next to a cabinet with Flush Cabinet End option by omitting supplied spacers
- Natural finished wood with chrome rails
- If not installed between 2 cabinets, exposed end must be covered
- Full extension slides

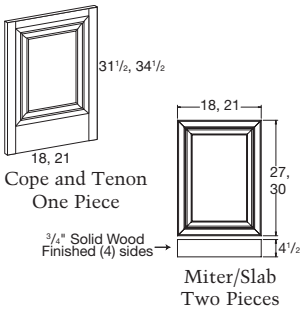

Matching Vanity End Panel

MVEP
MVEP18
MVEPBH
MVEP18BH

- ¾" Solid wood construction
- Spacers on back to compensate for the face frame scribe
- Square on the top and bottom
- TOL door styles have a decorative profile on the sides
- FOL door styles have matching door edge profile on the sides and are designed to flush with the face frame of the cabinet
- Harmony and Concord have a mitered profile
- Loft, Manchester and Urban are slab with separate toe kick
- **For Thermofoil door styles, matching end panels are thermofoiled fiberboard**
- **For Laminate door styles, matching end panels are melamine laminated furniture board**
- **For MDF door styles, matching end panels are painted MDF**

Semi-Custom	APC	BO	ES	FCE	FDBS	FH	FI	FIMD	FO	ID	MFE	P	PCE	PWD	RD	RTK	TKA	VTK	WCM	WDSC
SEL										•					•					

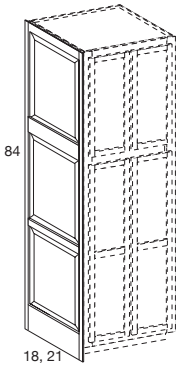

Cope and Tenon
One Piece

Matching Vanity Linen End Panel

MVLCEP1884
MVLCEP1884BH
MVLCEP2184
MVLCEP2184BH

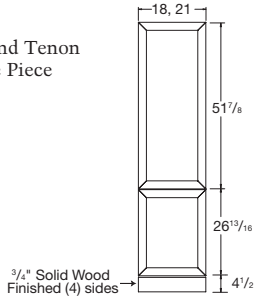

Miter/Slab
Three Pieces

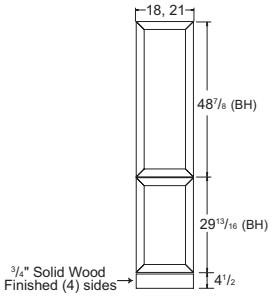

Miter/Slab
Three Pieces

- All are square on top and bottom edges
- Top Center Panels will match arch door styles
- ¾" Solid wood construction with spacers on back to compensate for the face frame scribe
- TOL door styles have a decorative profile on the sides
- FOL door styles have matching door edge profile on the sides and are designed to flush with the face frame of the cabinet
- Harmony and Concord have a mitered profile
- Loft, Manchester and Urban are slab with separate toe kick
- **For Thermofoil door styles, matching end panels are thermofoiled fiberboard**
- **For Laminate door styles, matching end panels are melamine laminated furniture board**
- **For MDF door styles, Matching End Panels are painted MDF**

Semi-Custom	APC	BO	ES	FCE	FDBS	FH	FI	FIMD	FO	ID	MFE	P	PCE	PWD	RD	RTK	TKA	VTK	WCM	WDSC
SEL										•					•					

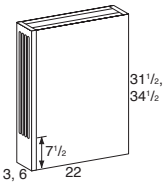

Fluted Vanity Pilaster

FP31V
FP34V
FP631V
FP634V

- ¾" Solid wood fronts
- Back, top and bottom are ½" unfinished plywood
- Sides are ½" finished plywood
- Not trimmable
- 3" wide has 4 flutes and 6" wide has 8 flutes
- When ID/RD option is chosen, pilasters are built to the specified depth (i.e. RD16 will be 16" deep)
- **For MDF and Thermofoil door styles, item is painted maple. For Laminate door styles in Natural Maple, Sienna, Spiceberry, Linen or White finishes, item is finished maple. For Laminate door styles in Natural Cherry finish, item is finished cherry.**

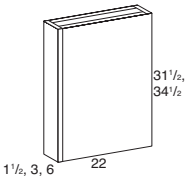

Plain Vanity Pilaster

PP1.531V
PP1.534V
PP31V
PP34V
PP631V
PP634V

- ¾" Solid wood fronts
- Back, top and bottom are ½" unfinished plywood
- Sides are ½" finished plywood
- Trimmable
- When ID/RD option is chosen, pilasters are built to the specified depth (i.e. RD16 will be 16" deep)
- **For MDF and Thermofoil door styles, item is painted maple. For Laminate door styles in Natural Maple, Sienna, Spiceberry, Linen or White finishes, item is finished maple. For Laminate door styles in Natural Cherry finish, item is finished cherry.**

Semi-Custom	APC	BO	ES	FCE	FDBS	FH	FI	FIMD	FO	ID	MFE	P	PCE	PWD	RD	RTK	TKA	VTK	WCM	WDSC
SEL	▲			▲						•	▲		▲		•					

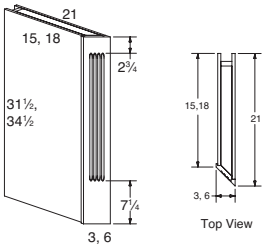

Left Shown

Angle Fluted Vanity Pilaster

AFP31VL
AFP31VR
AFP34VL
AFP34VR
AFP631VL
AFP631VR
AFP634VL
AFP634VR

- **Must specify Left or Right**
- ¾″ Solid wood fronts
- Back, top and bottom are ½″ unfinished plywood
- 3″ Wide has 4 flutes and 6″ wide has 8 flutes
- Finished on front and short side only
- Short side available with FCE option
- **For MDF and Thermofoil door styles, item is painted maple. For Laminate door styles in Natural Maple, Sienna, Spiceberry, Linen or White finishes, item is finished maple. For Laminate door styles in Natural Cherry finish, item is finished cherry.**

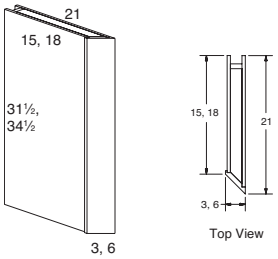

Left Shown

Angle Plain Vanity Pilaster

APP31VL
APP31VR
APP34VL
APP34VR
APP631VL
APP631VR
APP634VL
APP634VR

- ¾″ Solid wood fronts
- Back, top and bottom are ½″ unfinished plywood
- Finished on front and short side only
- Short side available with FCE option
- **For MDF and Thermofoil door styles, item is painted maple. For Laminate door styles in Natural Maple, Sienna, Spiceberry, Linen or White finishes, item is finished maple. For Laminate door styles in Natural Cherry finish, item is finished cherry.**

Semi-Custom	APC	BO	ES	FCE	FDBS	FH	FI	FIMD	FO	ID	MFE	P	PCE	PWD	RD	RTK	TKA	VTK	WCM	WDSC
SEL	▲			•							•		▲	▲						•

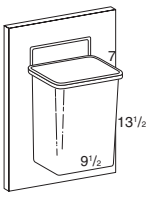

Vanity Waste Bin

VWB

- White wastebasket and gray powdercoat wire bin

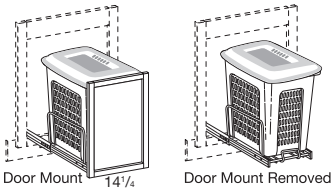

Vanity Hamper Kit

VHKIT18
VHKIT21

- Hamper basket is white, includes lid and can be removed
- Kit shipped for door mount applications
- Remove door mount for hinged door applications
- Fits 18″ or 21″ wide full height door cabinets only

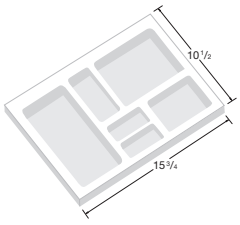

Cosmetic Drawer Insert

CDW

- White polystyrene
- Trim to fit
- Fits drawers 18″ wide
- 2″ Thick

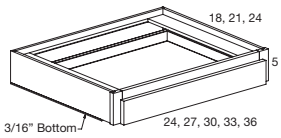

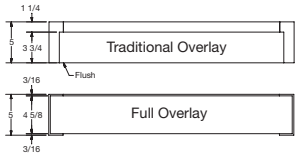

Vanity Knee Drawer

VKD2418
VKD2421
VKD2424
VKD2718
VKD2721
VKD2724
VKD3018
VKD3021
VKD3024
VKD3318
VKD3321
VKD3324
VKD3618
VKD3621
VKD3624

1 Drawer

- Plywood end panels and back with ¾″ plywood drawer
- Nantucket and Newport have a one piece drawer front

Semi-Custom	APC	BO	ES	FCE	FDBS	FH	FI	FIMD	FO	ID	MFE	P	PCE	PWD	RD	RTK	TKA	VTK	WCM	WDSC
SEL	▲		•	•							•		▲	▲						•

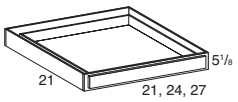

Desk Drawer Apron

DDA21
DDA24
DDA27

1 Drawer

- Drawer is natural finished plywood
- Can be utilized in a desk unit or a vanity setting
- ¾″ Plywood end panels and back
- Finished end panels
- Not trimmable
- Drawer front complements door profile
- Nantucket and Newport have a one piece slab drawer front
- **For MDF and Thermofoil door styles, item is painted maple. For Laminate door styles in Natural Maple, Sienna, Spiceberry, Linen or White finishes, item is finished maple. For Laminate door styles in Natural Cherry finish, item is finished cherry.**

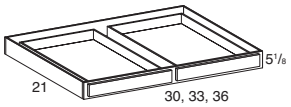

DDA30
DDA33
DDA36

2 Drawers

Semi-Custom	APC	BO	ES	FCE	FDBS	FH	FI	FIMD	FO	ID	MFE	P	PCE	PWD	RD	RTK	TKA	VTK	WCM	WDSC
SEL	▲		•	▲							▲		▲	▲	•					•

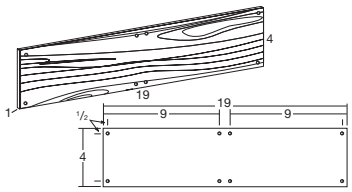

Universal Spacer Kit

USPKIT

- Includes one finished maple spacer and 1¼″ screws for installation
- 1″ Solid wood

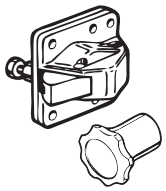

Magnetic Lock Kit

MAGLOCKKIT

- Contains 5 locks and 2 keys
- White

Create an office, entertainment center, library, etc. to fit your lifestyle. Many of our other cabinets and accessories, such as bookcases, storage units, corbels and furniture legs can also be used in the design to match your task needs as well as your décor choices.

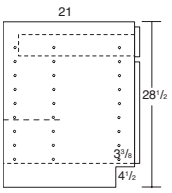

Side View

Must specify L or R hinge on all single door cabinets. All cabinets have 4½" high toe kicks.

See Function Ready section for sliding shelf availability.

If APC or PCE is specified, ends will be unfinished plywood. MFE or FCE must be ordered to receive finished ends.

28½" High Cabinets Available in Square Door Styles Only.

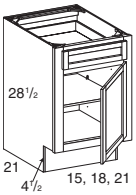

Desk Base Cabinet

DVB15 L/R
DVB18 L/R
DVB21 L/R

1 Drawer,
1 Door,
1 Adj. shelf

- **Must specify L or R hinge**

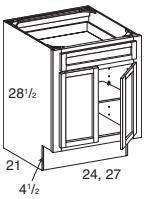

DVB24
DVB27

1 Drawer,
2 Doors w/o center mullion,
1 Adj. shelf

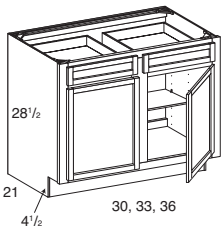

DVB30
DVB33
DVB36

2 Drawers,
2 Doors,
1 Adj. shelf

Semi-Custom	APC	BO	ES	FCE	FDBS	FH	FI	FIMD	FO	ID	MFE	P	PCE	PWD	RD	RTK	TKA	VTK	WCM	WDSC
SEL	●	●	●	●	●	●	●		●	●	●	●	●	●	●	●	▲	●	●	●

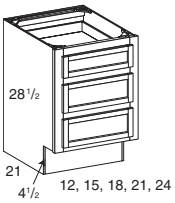

Desk Drawer Base Cabinet

DDB12
DDB15
DDB18
DDB21
DDB24

3 Drawers

Semi-Custom	APC	BO	ES	FCE	FDBS	FH	FI	FIMD	FO	ID	MFE	P	PCE	PWD	RD	RTK	TKA	VTK	WCM	WDSC
SEL	●	●	●	●					●	●	●		●	●	●	●	▲	●		●

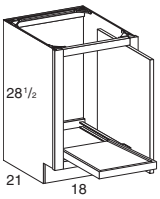

Computer Cabinet

CPU18 L/R

1 Retractable door,
1 Sliding shelf

- **Must specify L or R hinge**
- Sliding shelf has full extension slides
- **Door needs to be open during computer usage for proper ventilation**

Semi-Custom	APC	BO	ES	FCE	FDBS	FH	FI	FIMD	FO	ID	MFE	P	PCE	PWD	RD	RTK	TKA	VTK	WCM	WDSC
SEL	▲		●	●		▲	▲				▲		▲			●	▲	●		

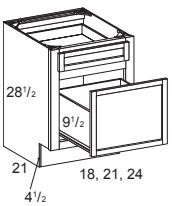

Desk File Drawer Cabinet

DFD18
DFD21
DFD24

1 Drawer,
1 File drawer

- Bottom drawer front is considered a door; drawer front options will not change it from 5-piece appearance
- File drawer has full extension soft close side mount drawer slides
- File drawer is natural hardwood
- Drawer notched to accept hanging folder support rails (two included)
- Accommodates letter or legal file folders (not included)
- Files will hang laterally across the width of the cabinet; not front to back
- 7/16" Plywood drawer bottom, not designed to support weight
- **PWD and WDSC available for top drawer only**

Semi-Custom	APC	BO	ES	FCE	FDBS	FH	FI	FIMD	FO	ID	MFE	P	PCE	PWD	RD	RTK	TKA	VTK	WCM	WDSC
SEL	●	●	●	●					●	●	●		●	●		●	▲	●		●

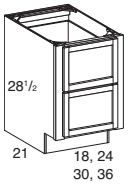

Two Drawer Desk File Drawer Cabinet

2DDFD18 **2 File Drawers**
2DDFD24
2DDFD30
2DDFD36

- File drawers are natural hardwood
- Side mount full extension soft close drawer slides
- Drawer notched to accept hanging folder support rails (two included)
- Accommodates letter or legal file folders (not included)
- Files will hang laterally across the width of the cabinet; not front to back
- 3/16" Plywood drawer bottom, not designed to support weight
- FOL reveal: 3/16" top, bottom and sides
- TOL reveal: 7/16" top and bottom, 1¼" sides

Semi-Custom	APC	BO	ES	FCE	FDBS	FH	FI	FIMD	FO	ID	MFE	P	PCE	PWD	RD	RTK	TKA	VTK	WCM	WDSC
SEL	▲	●	●	●					●	●	●		▲			●	▲	●		

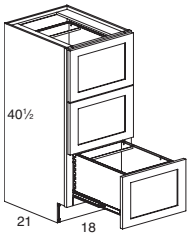

Three Drawer Desk File Drawer Cabinet

3DFD18 **3 File drawers**

- File drawers are natural hardwood
- Side mount full extension soft close drawer slides
- Drawer notched to accept hanging folder support rails (two included)
- Accommodates letter or legal file folders (not included)
- 3/16" Plywood drawer bottom, not designed to support weight

Semi-Custom	APC	BO	ES	FCE	FDBS	FH	FI	FIMD	FO	ID	MFE	P	PCE	PWD	RD	RTK	TKA	VTK	WCM	WDSC
SEL	▲	●	●	●					●	●	●		▲			●	▲	●		

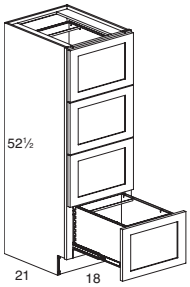

Four Drawer Desk File Drawer Cabinet

4DFD18 **4 File drawers**

- File drawers are natural hardwood
- Side mount full extension soft close drawer slides
- Drawer notched to accept hanging folder support rails (two included)
- Accommodates letter or legal file folders (not included)
- 3/16" Plywood drawer bottom, not designed to support weight

Semi-Custom	APC	BO	ES	FCE	FDBS	FH	FI	FIMD	FO	ID	MFE	P	PCE	PWD	RD	RTK	TKA	VTK	WCM	WDSC
SEL	▲	●	●	●					●	●	●		▲			●	▲	●		

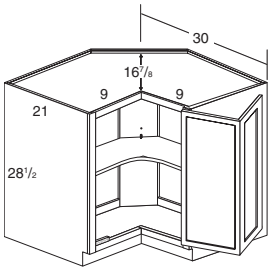

Desk Easy Reach Corner Cabinet

DCB3021 L/R **Double doors, 1 Adj. shelf**

- **Must specify L or R hinge**
- Cabinet has full top

Semi-Custom	APC	BO	ES	FCE	FDBS	FH	FI	FIMD	FO	ID	MFE	P	PCE	PWD	RD	RTK	TKA	VTK	WCM	WDSC
SEL	●	●	●		▲	▲	●		●		●		●				▲	●		

OTHER ROOMS (continued)

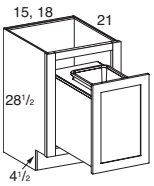

Desk Wastebasket Cabinet

D15WB
D18WB

1 Door

Semi-Custom	APC	BO	ES	FCE	FDBS	FH	FI	FIMD	FO	ID	MFE	P	PCE	PWD	RD	RTK	TKA	VTK	WCM	WDSC
SEL	●		●	●		▲					●		●			●	▲	●		

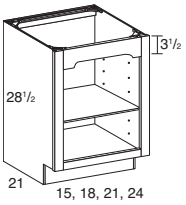

Desk Open Display Base Cabinet

DODB15
DODB18
DODB21
DODB24

1 Adj. shelf

- **DODB15 not available with AF valance option**

Semi-Custom	APC	BO	ES	FCE	FDBS	FH	FI	FIMD	FO	ID	MFE	P	PCE	PWD	RD	RTK	TKA	VTK	WCM	WDSC
SEL	▲	▲	●	●	▲		▲				▲		▲		●	●	▲	●	▲	

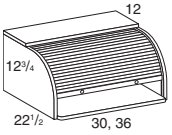

Tambour Roll-Top Desk Unit

TDU30
TDU36

- Includes 2 wooden knobs
- ¾" Plywood on sides, top and bottom
- Finished on all sides and interior
- **For MDF and Thermofoil door styles, item is painted maple. For Laminate door styles in Natural Maple, Sienna, Spiceberry, Linen or White finishes, item is finished maple. For Laminate door styles in Natural Cherry finish, item is finished cherry.**

OTHER ROOMS ACCESSORIES

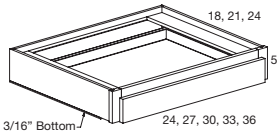

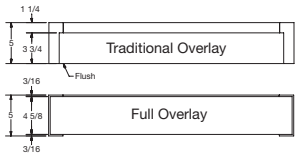

Vanity Knee Drawer

VKD2418
VKD2421
VKD2424
VKD2718
VKD2721
VKD2724
VKD3018
VKD3021
VKD3024
VKD3318
VKD3321
VKD3324
VKD3618
VKD3621
VKD3624

1 Drawer

- Plywood end panels and back with plywood drawer
- Nantucket and Newport have a one piece drawer front

Semi-Custom	APC	BO	ES	FCE	FDBS	FH	FI	FIMD	FO	ID	MFE	P	PCE	PWD	RD	RTK	TKA	VTK	WCM	WDSC
SEL	▲		●	●							●		▲	▲						●

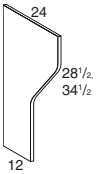

Desk End Panel

DEP24
DEP2428

- ¾" Thick plywood panel
- For DEP24, 24"D x 34½"H
- For DEP2428, 24"D x 28½"H
- Used to support Vanity Knee Drawer
- May be trimmed
- **For Thermofoil and Laminate door styles, the Desk End Panel is laminated on both sides**
- **For MDF door styles, the Desk End Panel is finished maple**

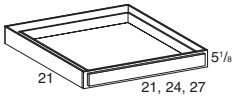

Desk Drawer Apron

DDA21 **1 Drawer**
DDA24
DDA27

- Drawer is natural finished plywood
- Can be utilized in a desk unit or a vanity setting
- ¾″ Plywood end panels and back
- Finished end panels
- Not trimmable
- Drawer front complements door profile
- Nantucket and Newport have a one piece slab drawer front
- **For MDF and Thermofoil door styles, item is painted maple. For Laminate door styles in Natural Maple, Sienna, Spiceberry, Linen or White finishes, item is finished maple. For Laminate door styles in Natural Cherry finish, item is finished cherry.**

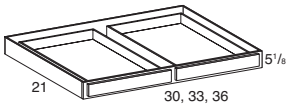

DDA30 **2 Drawers**
DDA33
DDA36

Semi-Custom	APC	BO	ES	FCE	FDBS	FH	FI	FIMD	FO	ID	MFE	P	PCE	PWD	RD	RTK	TKA	VTK	WCM	WDSC
SEL	▲		•	▲							•		▲	▲	•					•

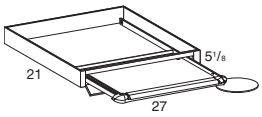

Keyboard Drawer

KBD27 **1 Drawer**

- Drawer front flips down to access keyboard
- Keyboard has black finish with cushion palm rest
- Ambidextrous mouse surface
- ¾″ Plywood end panels and back
- Drawer front complements door profile

Semi-Custom	APC	BO	ES	FCE	FDBS	FH	FI	FIMD	FO	ID	MFE	P	PCE	PWD	RD	RTK	TKA	VTK	WCM	WDSC
SEL	▲		•								•		▲							

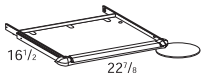

Keyboard Tray

KBT

- Fits 23″-29″ wide spaces
- Black Finish
- Cushion palm rest
- Ambidextrous mouse surface
- 7 Position height adjustment
- 19½″ Wide platform

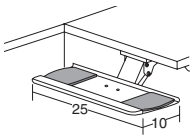

Keyboard Pullout

KPO

- Adjustable
- One-piece keyboard platform with dual mousing surfaces
- 25″ Gel wrist rest included
- Minimum installation space is 25″W x 7″H x 18″D

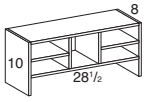

Organizer Unit

OU28.5 (fits inside 30″ wide WCM cabinets)

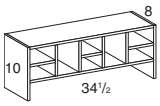

OU34.5 (fits inside 36″ wide WCM cabinets)

- ½″ Solid wood
- Will mount underneath wall cabinet or inside Tambour Roll Top Desk Unit
- Finished interior, top and end panels
- **For MDF and Thermofoil door styles, item is painted maple. For Laminate door styles in Natural Maple, Sienna, Spiceberry, Linen or White finishes, item is finished maple. For Laminate door styles in Natural Cherry finish, item is finished cherry.**

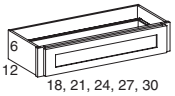

Furniture Drawer Unit

FDU18 **1 Drawer**
FDU21
FDU24
FDU27
FDU30

- All plywood construction with face frame
- Drawer fronts match door styles
- End panels have ¼″ reveal

Semi-Custom	APC	BO	ES	FCE	FDBS	FH	FI	FIMD	FO	ID	MFE	P	PCE	PWD	RD	RTK	TKA	VTK	WCM	WDSC
SEL	▲	•	•	•					•	•	•		▲							▲

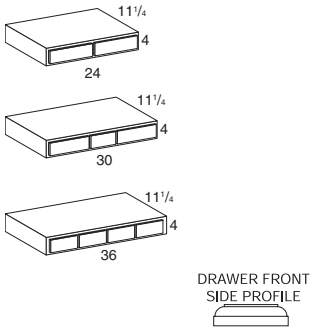

Cassette Drawer Unit

CDU24 (2 Drawers)

CDU30 (3 Drawers)

CDU36 (4 Drawers)

- ¾″ Finished plywood end panels, top and bottom
- Drawer box is ½″ natural finished hardwood
- Drawer front has step edge profile and is not identical to door profile
- Will mount between wall cabinets for shelf design or on Tambour Desk Unit
- **For MDF and Thermofoil door styles, item is painted maple. For Laminate door styles in Natural Maple, Sienna, Spiceberry, Linen or White finishes, item is finished maple. For Laminate door styles in Natural Cherry finish, item is finished cherry.**

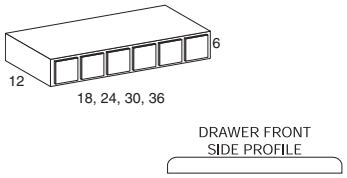

Drawer Unit

DU18 (3 Drawers)
DU24 (4 Drawers)
DU30 (5 Drawers)
DU36 (6 Drawers)

- ¾″ Finished plywood end panels, top and bottom
- Drawer box is ½″ natural finished hardwood
- Drawer front has eased edge profile that complements door styles, but is not identical
- Will mount between wall cabinets for shelf design or on Tambour Desk Unit
- **Not for vertical applications**
- **For MDF and Thermofoil door styles, item is painted maple. For Laminate door styles in Natural Maple, Sienna, Spiceberry, Linen or White finishes, item is finished maple. For Laminate door styles in Natural Cherry finish, item is finished cherry.**



Electronic Grommet Power Center

EGPCB

- Contains 3 outlets and 6 foot power cord
- Outlets are not tamper resistant



Electronic Grommet Docking Station Hub

EGDSHB

- Contains 2 USB ports, 3 grounded outlets and universal jack
- Flip over to conceal when not in use
- Not for use in surfaces over 1″ thick

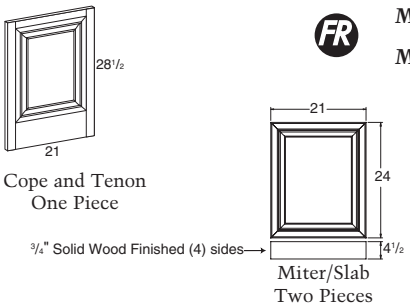

Matching Desk End Panel

MDEP

- ¾″ Solid wood construction with spacers on back to compensate for the face frame scribe
- All MDEPs are square on top and bottom
- TOL door styles have a decorative profile on the sides
- FOL door styles have matching door edge profile on the sides and are designed to flush with the face frame of the cabinet
- Harmony and Concord have a mitered profile
- Loft, Manchester and Urban are slab with separate toe kick
- **For Thermofoil door styles, Matching End Panels are thermofoiled fiberboard**
- **For Laminate door styles, Matching End Panels are melamine laminated furniture board**
- **For MDF door styles, Matching End Panels are painted MDF**

Semi-Custom	APC	BO	ES	FCE	FDBS	FH	FI	FIMD	FO	ID	MFE	P	PCE	PWD	RD	RTK	TKA	VTK	WCM	WDSC
SEL										•					•					

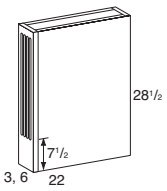

Fluted Desk Pilaster

FP28D
FP628D

- ¾″ Solid wood fronts
- Back, top and bottom are ½″ unfinished plywood
- Sides are ½″ finished plywood
- 3″ wide has 4 flutes and 6″ wide has 8 flutes
- Not trimmable
- When ID/RD option is chosen, pilasters are built to the specified depth (i.e. RD16 will be 16″ deep)
- **For MDF and Thermofoil door styles, item is painted maple. For Laminate door styles in Natural Maple, Sienna, Spiceberry, Linen or White finishes, item is finished maple. For Laminate door styles in Natural Cherry finish, item is finished cherry.**

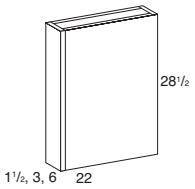

Plain Desk Pilaster

PP1.528D
PP28D
PP628D

- ¾″ Solid wood fronts
- Back, top and bottom are ½″ unfinished plywood
- Sides are ½″ finished plywood
- Trimmable
- When ID/RD option is chosen, pilasters are built to the specified depth (i.e. RD16 will be 16″ deep)
- **For MDF and Thermofoil door styles, item is painted maple. For Laminate door styles in Natural Maple, Sienna, Spiceberry, Linen or White finishes, item is finished maple. For Laminate door styles in Natural Cherry finish, item is finished cherry.**

Semi-Custom	APC	BO	ES	FCE	FDBS	FH	FI	FIMD	FO	ID	MFE	P	PCE	PWD	RD	RTK	TKA	VTK	WCM	WDSC
SEL	▲			▲						•	▲		▲		•					

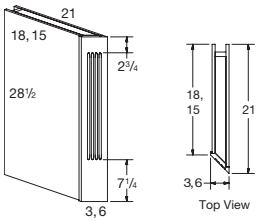

Left Shown

Angle Fluted Desk Pilaster

AFP28DL
AFP28DR
AFP628DL
AFP628DR

- ¾″ Solid wood fronts
- Back, top and bottom are ½″ unfinished plywood
- Finished on front and short side only
- 3″ wide has 4 flutes and 6″ wide has 8 flutes
- Not trimmable
- Short side available with FCE option
- When ID/RD option is chosen, pilasters are built to the specified depth (i.e. RD16 will be 16″ deep)
- **For MDF and Thermofoil door styles, item is painted maple. For Laminate door styles in Natural Maple, Sienna, Spiceberry, Linen or White finishes, item is finished maple. For Laminate door styles in Natural Cherry finish, item is finished cherry.**

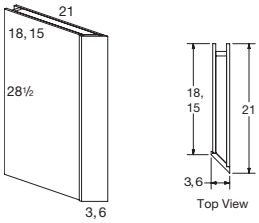

Left Shown

Angle Plain Desk Pilaster

APP28DL
APP28DR
APP628DL
APP628DR

- ¾″ Solid wood fronts
- Back, top and bottom are ½″ unfinished plywood
- Finished on front and short side only
- Trimmable
- Short side available with FCE option
- When ID/RD option is chosen, pilasters are built to the specified depth (i.e. RD16 will be 16″ deep)
- **For MDF and Thermofoil door styles, item is painted maple. For Laminate door styles in Natural Maple, Sienna, Spiceberry, Linen or White finishes, item is finished maple. For Laminate door styles in Natural Cherry finish, item is finished cherry.**

Semi-Custom	APC	BO	ES	FCE	FDBS	FH	FI	FIMD	FO	ID	MFE	P	PCE	PWD	RD	RTK	TKA	VTK	WCM	WDSC
SEL	▲			•						•	▲		▲		•					

OTHER ROOMS ACCESSORIES (continued)

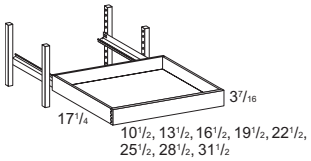

21″ Deep Dovetail Full Extension Soft Close Sliding Shelf

SSDSC1521 (for DVB15)
SSDSC1821 (for DVB18)
SSDSC2121 (for DVB21)
SSDSC2421 (for DVB24)
SSDSC2721 (for DVB27)
SSDSC3021 (for DVB30)
SSDSC3021WCM (for DVB30 WCM)
SSDSC3321 (for DVB33)
SSDSC3321WCM (for DVB33 WCM)
SSDSC3621 (for DVB36)
SSDSC3621WCM (for DVB36 WCM)

- Includes solid wood dovetail sliding shelf with soft close undermount slides, four wooden mounting supports and attachment hardware
- **SSDSC30, SSDSC33 and SSDSC36 include two shelves and slides for installation**
- **See Base section for additional sizes**

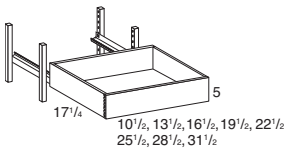

5″ High, 21″ Deep Dovetail Full Extension Soft Close Sliding Shelf

SSDSC1521-5
SSDSC1821-5
SSDSC2121-5
SSDSC2421-5
SSDSC2721-5
SSDSC3021-5
SSDSC3021WCM-5
SSDSC3321-5
SSDSC3321WCM-5
SSDSC3621-5
SSDSC3621WCM-5

- Includes solid wood dovetail sliding shelf with soft close undermount slides, four wooden mounting supports and attachment hardware
- **SSDSC30, SSDSC33 and SSDSC36 include two shelves and slides for installation**
- **See Base section for additional sizes**

ENTERTAINMENT CABINETS

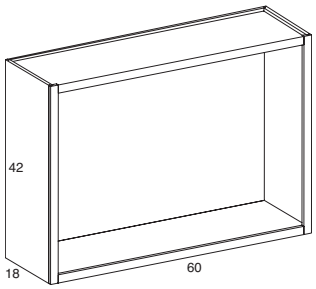

42″ High Entertainment Cabinet

ENT604218

- ½″ Solid plywood back
- Accommodates most plasma and LCD flat screen TV's up to 50″
- Must be installed between two cabinets for support
- Finished interior
- Reduced Depth RD15 and RD12 only

Semi-Custom	APC	BO	ES	FCE	FDBS	FH	FI	FIMD	FO	ID	MFE	P	PCE	PWD	RD	RTK	TKA	VTK	WCM	WDSC
SEL	▲	▲		▲		▲	▲				▲		▲		•		•		▲	

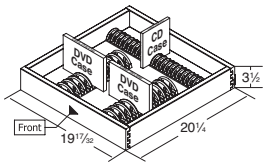

24″ Deep Dovetail Full Extension Soft Close Sliding Shelf with CD/DVD Storage

SSDSC2424DVD

- Solid wood dovetail full extension sliding shelves with CD/DVD inserts for storage
- Includes mounting supports and attachment hardware
- 24″ Wide holds 24 CD and 24 DVD standard size cases
- 21″ Wide holds 20 CD and 24 DVD standard size cases
- 18″ Wide holds 25 CD and 12 DVD standard size cases
- Installs in 24″ deep cabinets

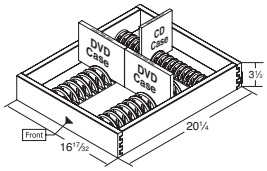

SSDSC2124DVD

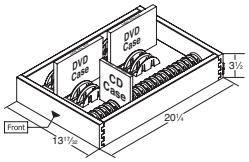

SSDSC1824DVD

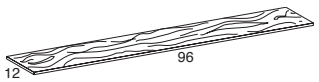

Shelving

SHV1296

- 8′ Length
- ¾″ Thick plywood
- Finished on one long side
- Edge banded on one 96″ edge
- **For Thermofoil and Laminate door styles, shelving is ¾"white laminated furniture board or ¾" melamine laminated furniture board**
- **For MDF door styles, item is painted maple**
- More sizes available in the Replacement Shelves section

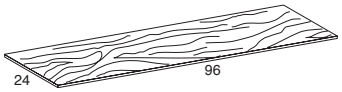

SHV2496

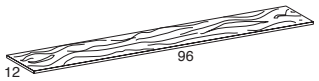

Peninsula Shelving

SHV1296P

- 8′ Length
- ¾″ Thick plywood
- Finished on two long sides
- Edge banded on both 96″ edges
- **For Thermofoil and Laminate door styles, shelving is ¾"white laminated furniture board or ¾" melamine laminated furniture board**
- **For MDF door styles, item is painted maple**
- More sizes available in the Replacement Shelves section

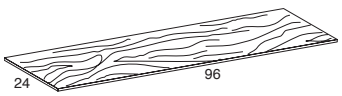

SHV2496P

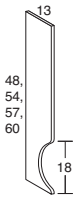

Furniture Hutch End

FHE48V
FHE54V
FHE57V
FHE60V

- ¾″ Plywood construction
- Edge banded on front edge
- Finished on both sides
- **For MDF and Thermofoil door styles, item is painted maple. For Laminate door styles in Natural Maple, Sienna, Spiceberry, Linen or White finishes, item is finished maple. For Laminate door styles in Natural Cherry finish, item is finished cherry.**

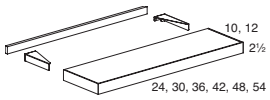

NEW CODES

NEW DESIGN

Floating Shelves

FLTGSHV1024
FLTGSHV1030
FLTGSHV1036
FLTGSHV1042
FLTGSHV1048
FLTGSHV1054

FLTGSHV1224
FLTGSHV1230
FLTGSHV1236
FLTGSHV1242
FLTGSHV1248
FLTGSHV1254

- Solid wood and wood veneer construction
- Includes floating shelf, hanging brackets, hardware for mounting and instructions
- Finished top, bottom and visible 3 edges
- Not trimmable
- Supports 15 pounds per running foot of shelf length

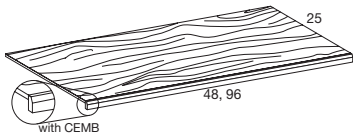

Wood Top

WT2548CEMB
WT2548CWE
WT2548OGEE

WT2596CEMB
WT2596CWE
WT2596OGEE

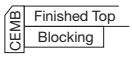

Countertop Edge Moulding Bevel

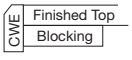

Classic Wood Edge Moulding

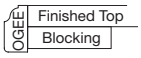

Ogee Wood Edge Moulding

- ¾″ Plywood constructed
- Standard with moulding on front edge
- Must specify moulding
- Reduced Depth option available in 1″ increments down to 13″ using the following codes: RDT24 - RDT13
- Increased Depth option available in 1″ increments up to 32″ using the following codes: IDT26 - IDT32
- Reduced Width option available on 96″ wide in 1″ increments down to 49″ and on 48″ wide in 1″ increments down to 24″ using the following codes:
  on 96″ - RWT95 - RWT49
  on 48″ - RWT47 - RWT24

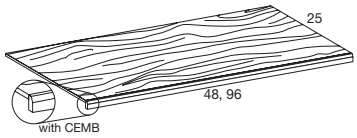

Wood Top Applied Side Moulding Option

AMR (right)
AML (left)
For Example: WT2548CWE AMR

- To apply moulding to side of Wood Top, specify left and/or right

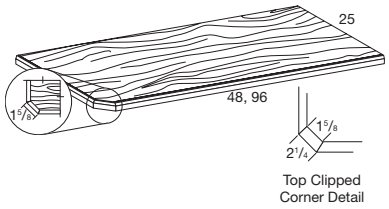

Top Clipped Corner Detail

Wood Top Clipped Corner Option

TCCR (right)
TCCL (left)
For Example: WT2548CWE TCCL

- To Clip Corner of Wood Top, specify left and/or right
- When end receives clip corner, moulding extends down entire side

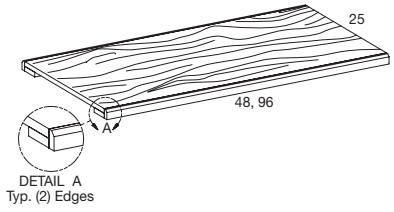

DETAIL A
Typ. (2) Edges

Wood Top Peninsula Option

WTP

- Adds moulding to the back side

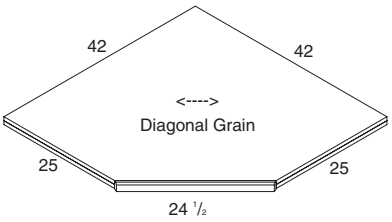

Diagonal Wood Top

WTDC4242CEMB
WTDC4242CWE
WTDC4242OGEE

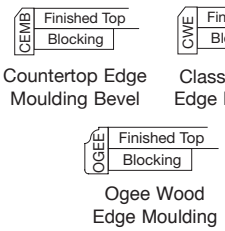

- ¾″ Plywood constructed
- Standard with moulding on front edge
- Must specify moulding
- Reduced Depth option available in 1″ increments down to 13″ using the following codes: RDT24 - RDT13
- Increased Depth option available in 1″ increments up to 32″ using the following codes: IDT26 - IDT32

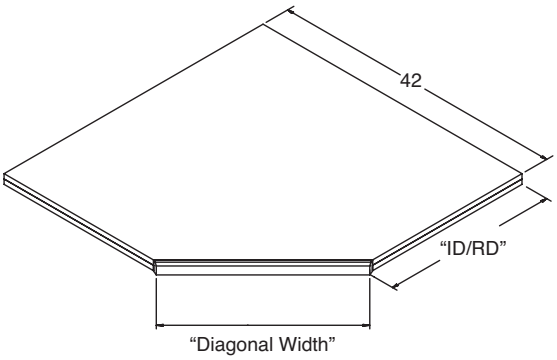

Diagonal Front Widths for ID/RD Options	
ID/RD	Diagonal Width
13	41 7/16
14	40 1/6
15	38 5/8
16	37 1/6
17	35 13/16
18	34 3/8
19	32 15/16
20	31 9/16
21	30 1/8
22	28 3/4
23	27 5/16
24	25 7/8
26	23 1/16
27	21 5/8
28	20 1/4
29	18 13/16
30	17 7/16
31	16
32	14 9/16

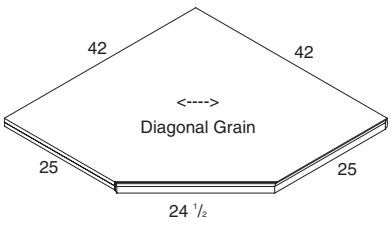

Diagonal Wood Top Applied Side Moulding Option

AMR (right)
AML (left)
For Example: WTDC4242CWE AMR

- To apply moulding to side of Diagonal Wood Top, specify left and/or right
- This option only applies moulding to the 25″ sides

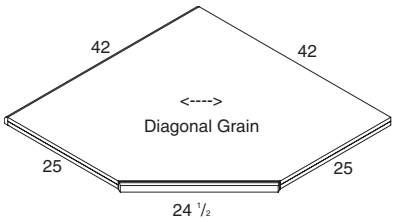

Diagonal Wood Top Peninsula Option

WTDCPR (right)
WTDCPL (left)
For Example: WTDC4242CWE WTDCPL

- When choosing a Peninsula option, specify left and/or right and the wood top will receive moulding on the 42″ back side also

Solid Wood Fillers

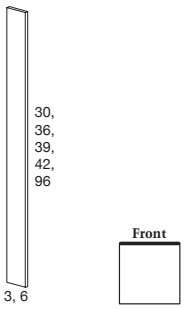

F330 F339 F396
F630 F639 F696
F336 F342
F636 F642

- ¾″ Thick solid wood
- Available in cherry, maple, oak and hickory
- Finished front only
- **For MDF and Thermofoil door styles, item is painted maple. For Laminate door styles in Natural Maple, Sienna, Spiceberry, Linen or White finishes, item is finished maple. For Laminate door styles in Natural Cherry finish, item is finished cherry.**

Solid Wood Universal Filler

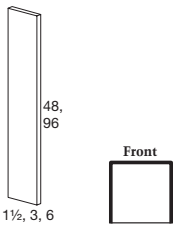

UF1.548 UF1.596
UF348 UF396
UF648 UF696

- ¾″ Thick solid wood
- Finished on front and two long edges
- Trim to fit
- Available in cherry, maple, oak and hickory
- **For MDF and Thermofoil door styles, item is painted maple. For Laminate door styles in Natural Maple, Sienna, Spiceberry, Linen or White finishes, item is finished maple. For Laminate door styles in Natural Cherry finish, item is finished cherry.**

Solid Stock

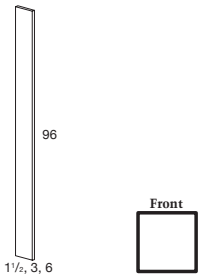

SS1.596
SS396
SS696

- ¾″ Thick solid wood
- Finished all 4 sides
- Available in cherry, maple, oak and hickory
- **For MDF and Thermofoil door styles, item is painted maple. For Laminate door styles in Natural Maple, Sienna, Spiceberry, Linen or White finishes, item is finished maple. For Laminate door styles in Natural Cherry finish, item is finished cherry.**

1½" Wide Filler Base/Vanity

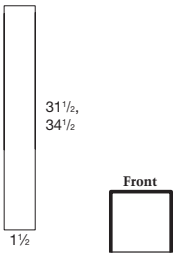

F1.534B
F1.531V

- ¾″ Thick solid wood
- Finished on front and two long edges
- **For MDF and Thermofoil door styles, item is painted maple. For Laminate door styles in Natural Maple, Sienna, Spiceberry, Linen or White finishes, item is finished maple. For Laminate door styles in Natural Cherry finish, item is finished cherry.**

Corner Solid Wood Filler

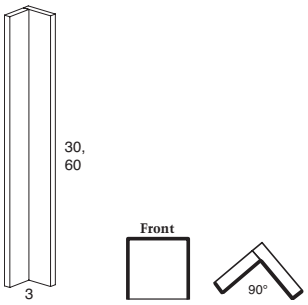

FCR330
FCR360

- ¾″ Thick solid wood
- Finished on front and two long edges
- Trim to fit
- Available in cherry, maple, oak and hickory
- **For MDF and Thermofoil door styles, item is painted maple. For Laminate door styles in Natural Maple, Sienna, Spiceberry, Linen or White finishes, item is finished maple. For Laminate door styles in Natural Cherry finish, item is finished cherry.**

Angled Corner Solid Wood Filler

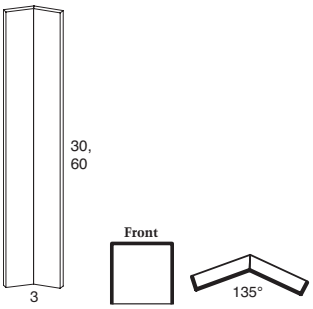

FCRA330
FCRA360

- ¾″ Thick solid wood
- Finished on front and two long edges
- Trim to fit
- Available in cherry, maple, oak and hickory
- **For MDF and Thermofoil door styles, item is painted maple. For Laminate door styles in Natural Maple, Sienna, Spiceberry, Linen or White finishes, item is finished maple. For Laminate door styles in Natural Cherry finish, item is finished cherry.**

3″ Wide Fluted Fillers Wall

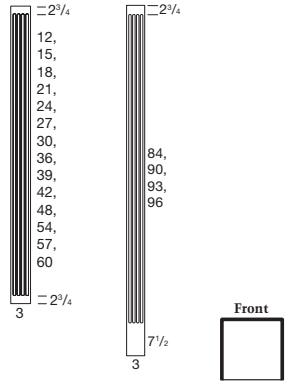

FF12W	**FF30W**	**FF57W**
FF15W	**FF36W**	**FF60W**
FF18W	**FF39W**	**FF84W**
FF21W	**FF42W**	**FF90W**
FF24W	**FF48W**	**FF93W**
FF27W	**FF54W**	**FF96W**

- ¾″ Thick solid wood
- 4 Flutes
- Finished on front and two long edges
- **For MDF and Thermofoil door styles, item is painted maple. For Laminate door styles in Natural Maple, Sienna, Spiceberry, Linen or White finishes, item is finished maple. For Laminate door styles in Natural Cherry finish, item is finished cherry.**

3″ Wide Fillers Wall

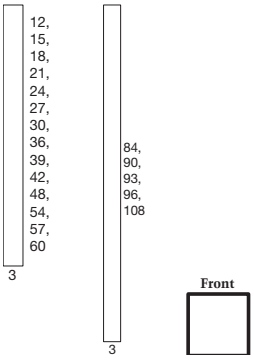

F12W	**F36W**	**F84W**
F15W	**F39W**	**F90W**
F18W	**F42W**	**F93W**
F21W	**F48W**	**F96W**
F24W	**F54W**	**F108W**
F27W	**F57W**	
F30W	**F60W**	

- ¾″ Thick solid wood
- Finished on front and two long edges
- **For MDF and Thermofoil door styles, item is painted maple. For Laminate door styles in Natural Maple, Sienna, Spiceberry, Linen or White finishes, item is finished maple. For Laminate door styles in Natural Cherry finish, item is finished cherry.**

Finished area is illustrated on drawings by bold line.

6" Wide Fluted Fillers Wall

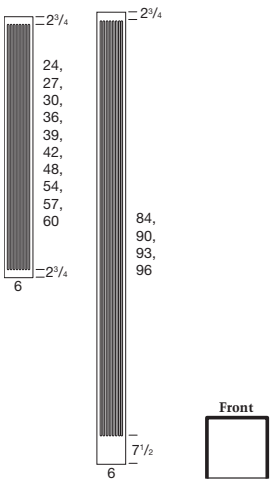

FF624W **FF654W**
FF627W **FF657W**
FF630W **FF660W**
FF636W **FF684W**
FF639W **FF690W**
FF642W **FF693W**
FF648W **FF696W**

- ¾" Thick solid wood
- 8 Flutes
- Finished on front and two long edges
- **For MDF and Thermofoil door styles, item is painted maple. For Laminate door styles in Natural Maple, Sienna, Spiceberry, Linen or White finishes, item is finished maple. For Laminate door styles in Natural Cherry finish, item is finished cherry.**

6" Wide Fillers Wall

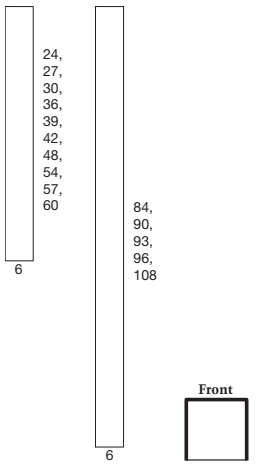

F624W **F657W**
F627W **F660W**
F630W **F684W**
F636W **F690W**
F639W **F693W**
F642W **F696W**
F648W **F6108W**
F654W

- ¾" Thick solid wood
- Finished on front and two long edges
- **For MDF and Thermofoil door styles, item is painted maple. For Laminate door styles in Natural Maple, Sienna, Spiceberry, Linen or White finishes, item is finished maple. For Laminate door styles in Natural Cherry finish, item is finished cherry.**

3" Wide Fluted Filler Base/Vanity

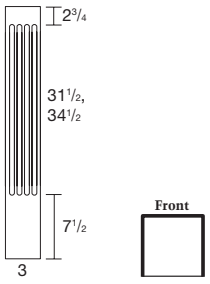

FF34B
FF31V

- ¾" Thick solid wood
- 4 Flutes
- Finished on front and two long edges
- **For MDF and Thermofoil door styles, item is painted maple. For Laminate door styles in Natural Maple, Sienna, Spiceberry, Linen or White finishes, item is finished maple. For Laminate door styles in Natural Cherry finish, item is finished cherry.**

3" Wide Filler Base/Vanity

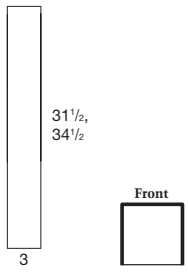

F34B
F31V

- ¾" Thick solid wood
- Finished on front and two long edges
- **For MDF and Thermofoil door styles, item is painted maple. For Laminate door styles in Natural Maple, Sienna, Spiceberry, Linen or White finishes, item is finished maple. For Laminate door styles in Natural Cherry finish, item is finished cherry.**

6" Wide Fluted Filler Base/Vanity

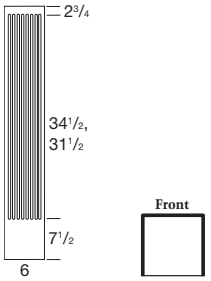

FF634B
FF631V

- ¾" Thick solid wood
- 8 Flutes
- Finished on front and two long edges
- **For MDF and Thermofoil door styles, item is painted maple. For Laminate door styles in Natural Maple, Sienna, Spiceberry, Linen or White finishes, item is finished maple. For Laminate door styles in Natural Cherry finish, item is finished cherry.**

6" Wide Filler Base/Vanity

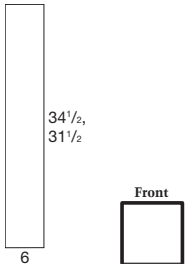

F634B
F631V

- ¾" Thick solid wood
- Finished on front and two long edges
- **For MDF and Thermofoil door styles, item is painted maple. For Laminate door styles in Natural Maple, Sienna, Spiceberry, Linen or White finishes, item is finished maple. For Laminate door styles in Natural Cherry finish, item is finished cherry.**

3" Wide Rosette Fluted Filler Base/Vanity

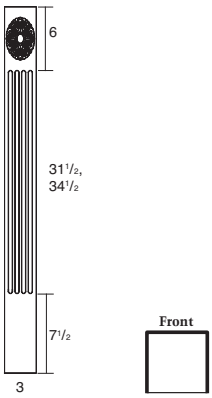

RFF334B
RFF331V

- ¾" Thick solid wood
- 4 Flutes
- Finished on front and two long edges
- **For MDF and Thermofoil door styles, item is painted maple. For Laminate door styles in Natural Maple, Sienna, Spiceberry, Linen or White finishes, item is finished maple. For Laminate door styles in Natural Cherry finish, item is finished cherry.**

3" Wide Rosette Filler Base/Vanity



RF334B
RF331V

- ¾" Thick solid wood
- Finished on front and two long edges
- **For MDF and Thermofoil door styles, item is painted maple. For Laminate door styles in Natural Maple, Sienna, Spiceberry, Linen or White finishes, item is finished maple. For Laminate door styles in Natural Cherry finish, item is finished cherry.**

3″ Wide Rosette Fluted Fillers Wall

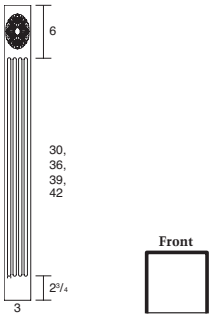

RFF330
RFF336
RFF339
RFF342

- ¾″ Thick solid wood
- 4 Flutes
- Finished on front and two long edges
- **For MDF and Thermofoil door styles, item is painted maple. For Laminate door styles in Natural Maple, Sienna, Spiceberry, Linen or White finishes, item is finished maple. For Laminate door styles in Natural Cherry finish, item is finished cherry.**

3″ Wide Rosette Fillers Wall



RF330
RF336
RF339
RF342

- ¾″ Thick solid wood
- Finished on front and two long edges
- **For MDF and Thermofoil door styles, item is painted maple. For Laminate door styles in Natural Maple, Sienna, Spiceberry, Linen or White finishes, item is finished maple. For Laminate door styles in Natural Cherry finish, item is finished cherry.**

3″ Extension Fluted Fillers Wall

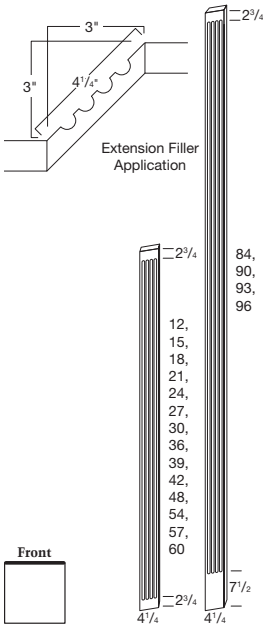

EFF12W **EFF27W** **EFF48W**
EFF15W **EFF30W** **EFF54W**
EFF18W **EFF36W** **EFF57W**
EFF21W **EFF39W** **EFF60W**
EFF24W **EFF42W**

- ¾″ Thick solid wood
- 4 Flutes
- Left or Right reversibility
- Edges not finished
- **For MDF and Thermofoil door styles, item is painted maple. For Laminate door styles in Natural Maple, Sienna, Spiceberry, Linen or White finishes, item is finished maple. For Laminate door styles in Natural Cherry finish, item is finished cherry.**

EFF84WL **EFF84WR**
EFF90WL **EFF90WR**
EFF93WL **EFF93WR**
EFF96WL **EFF96WR**

- ¾″ Thick solid wood
- 4 Flutes
- Must specify left or right
- Not reversible
- Edges not finished
- **For MDF and Thermofoil door styles, item is painted maple. For Laminate door styles in Natural Maple, Sienna, Spiceberry, Linen or White finishes, item is finished maple. For Laminate door styles in Natural Cherry finish, item is finished cherry.**

3″ Extension Fillers Wall



EF12W **EF27W** **EF48W**
EF15W **EF30W** **EF54W**
EF18W **EF36W** **EF57W**
EF21W **EF39W** **EF60W**
EF24W **EF42W**

EF84W
EF90W
EF93W
EF96W

- ¾″ Thick solid wood
- Left or Right reversibility
- Edges not finished
- **For MDF and Thermofoil door styles, item is painted maple. For Laminate door styles in Natural Maple, Sienna, Spiceberry, Linen or White finishes, item is finished maple. For Laminate door styles in Natural Cherry finish, item is finished cherry.**

6″ Extension Fluted Fillers Wall

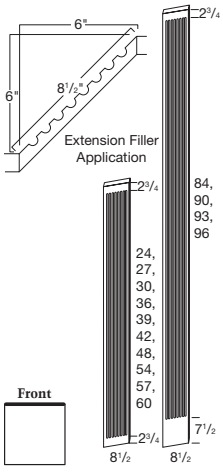

EFF624W **EFF642W**
EFF627W **EFF648W**
EFF630W **EFF654W**
EFF636W **EFF657W**
EFF639W **EFF660W**

- ¾″ Thick solid wood
- 8 Flutes
- Left or Right reversibility
- Edges not finished
- **For MDF and Thermofoil door styles, item is painted maple. For Laminate door styles in Natural Maple, Sienna, Spiceberry, Linen or White finishes, item is finished maple. For Laminate door styles in Natural Cherry finish, item is finished cherry.**

EFF684WL **EFF684WR**
EFF690WL **EFF690WR**
EFF693WL **EFF693WR**
EFF696WL **EFF696WR**

- ¾″ Thick solid wood
- 8 Flutes
- Must specify left or right
- Not reversible
- Edges not finished
- **For MDF and Thermofoil door styles, item is painted maple. For Laminate door styles in Natural Maple, Sienna, Spiceberry, Linen or White finishes, item is finished maple. For Laminate door styles in Natural Cherry finish, item is finished cherry.**

6″ Extension Fillers Wall

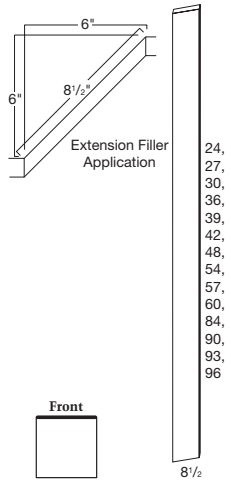

EF624W **EF642W**
EF627W **EF648W**
EF630W **EF654W**
EF636W **EF657W**
EF639W **EF660W**

EF684W
EF690W
EF693W
EF696W

- ¾″ Thick solid wood
- Left or Right reversibility
- Edges not finished
- **For MDF and Thermofoil door styles, item is painted maple. For Laminate door styles in Natural Maple, Sienna, Spiceberry, Linen or White finishes, item is finished maple. For Laminate door styles in Natural Cherry finish, item is finished cherry.**

Finished area is illustrated on drawings by bold line.

3″ Extension Fluted Fillers Base/Vanity

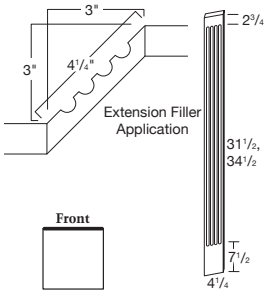

EFF34BL
EFF34BR
EFF31VL
EFF31VR

- ¾″ Thick solid wood
- 4 Flutes
- Edges not finished
- Must specify left or right
- **For MDF and Thermofoil door styles, item is painted maple. For Laminate door styles in Natural Maple, Sienna, Spiceberry, Linen or White finishes, item is finished maple. For Laminate door styles in Natural Cherry finish, item is finished cherry.**

3″ Extension Fillers Base/Vanity

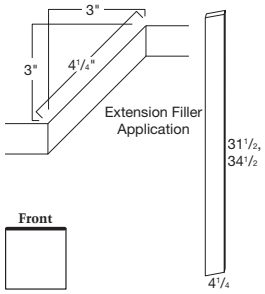

EF34BL
EF34BR
EF31VL
EF31VR

- ¾″ Thick solid wood
- Edges not finished
- Left or right reversibility
- **For MDF and Thermofoil door styles, item is painted maple. For Laminate door styles in Natural Maple, Sienna, Spiceberry, Linen or White finishes, item is finished maple. For Laminate door styles in Natural Cherry finish, item is finished cherry.**

6″ Extension Fluted Fillers Base/Vanity

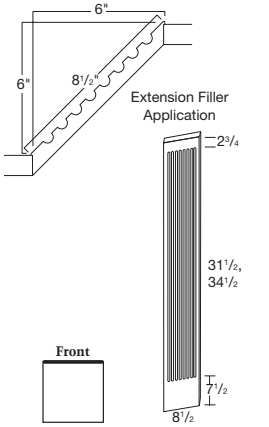

EFF634BL
EFF634BR
EFF631VL
EFF631VR

- ¾″ Thick solid wood
- 8 Flutes
- Edges not finished
- Must specify left or right
- **For MDF and Thermofoil door styles, item is painted maple. For Laminate door styles in Natural Maple, Sienna, Spiceberry, Linen or White finishes, item is finished maple. For Laminate door styles in Natural Cherry finish, item is finished cherry.**

6″ Extension Fillers Base/Vanity

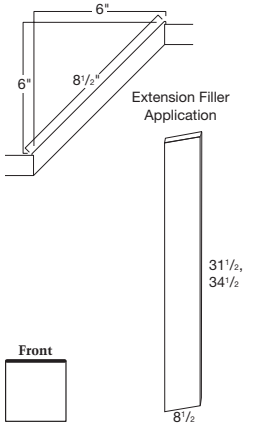

EF634BL
EF634BR
EF631VL
EF631VR

- ¾″ Thick solid wood
- Edges not finished
- Left or right reversibility
- **For MDF and Thermofoil door styles, item is painted maple. For Laminate door styles in Natural Maple, Sienna, Spiceberry, Linen or White finishes, item is finished maple. For Laminate door styles in Natural Cherry finish, item is finished cherry.**

3″ Corner Fluted Fillers Wall

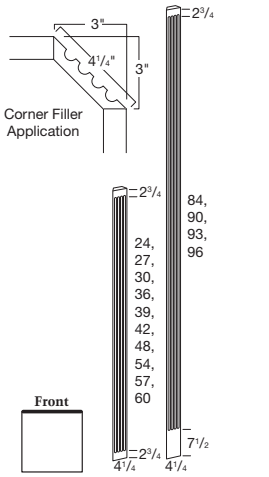

CFF24W **CFF42W**
CFF27W **CFF48W**
CFF30W **CFF54W**
CFF36W **CFF57W**
CFF39W **CFF60W**

CFF84W
CFF90W
CFF93W
CFF96W

- ¾″ Thick solid wood
- 4 Flutes
- Edges not finished
- **For MDF and Thermofoil door styles, item is painted maple. For Laminate door styles in Natural Maple, Sienna, Spiceberry, Linen or White finishes, item is finished maple. For Laminate door styles in Natural Cherry finish, item is finished cherry.**

3″ Corner Fillers Wall

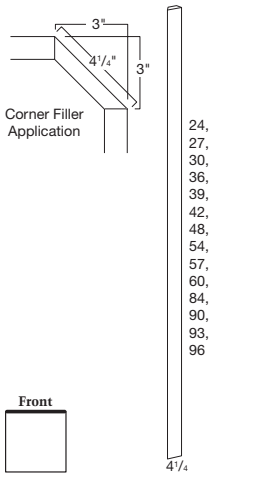

CF24W **CF42W**
CF27W **CF48W**
CF30W **CF54W**
CF36W **CF57W**
CF39W **CF60W**

CF84W
CF90W
CF93W
CF96W

- ¾″ Thick solid wood
- Edges not finished
- **For MDF and Thermofoil door styles, item is painted maple. For Laminate door styles in Natural Maple, Sienna, Spiceberry, Linen or White finishes, item is finished maple. For Laminate door styles in Natural Cherry finish, item is finished cherry.**

6″ Corner Fluted Fillers Wall

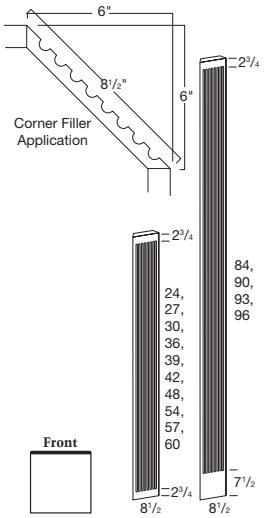

CFF624W **CFF642W**
CFF627W **CFF648W**
CFF630W **CFF654W**
CFF636W **CFF657W**
CFF639W **CFF660W**

CFF684W
CFF690W
CFF693W
CFF696W

- ¾″ Thick solid wood
- 8 Flutes
- Edges not finished
- **For MDF and Thermofoil door styles, item is painted maple. For Laminate door styles in Natural Maple, Sienna, Spiceberry, Linen or White finishes, item is finished maple. For Laminate door styles in Natural Cherry finish, item is finished cherry.**

6″ Corner Fillers Wall

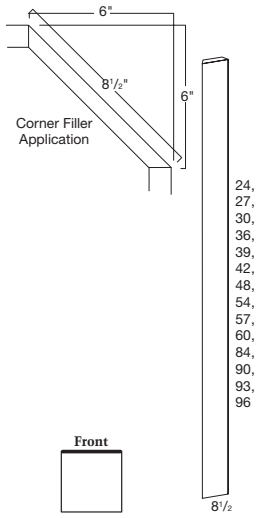

CF624W **CF642W**
CF627W **CF648W**
CF630W **CF654W**
CF636W **CF657W**
CF639W **CF660W**

CF684W
CF690W
CF693W
CF696W

- ¾″ Thick solid wood
- Edges not finished
- **For MDF and Thermofoil door styles, item is painted maple. For Laminate door styles in Natural Maple, Sienna, Spiceberry, Linen or White finishes, item is finished maple. For Laminate door styles in Natural Cherry finish, item is finished cherry.**

3″ Corner Fluted Fillers Base/Vanity

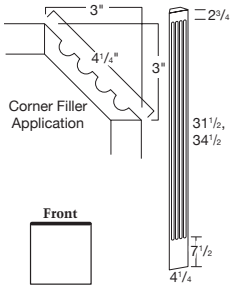

CFF34B
CFF31V

- ¾″ Thick solid wood
- 4 Flutes
- Edges not finished
- **For MDF and Thermofoil door styles, item is painted maple. For Laminate door styles in Natural Maple, Sienna, Spiceberry, Linen or White finishes, item is finished maple. For Laminate door styles in Natural Cherry finish, item is finished cherry.**

3″ Corner Fillers Base/Vanity

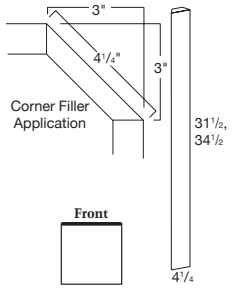

CF34B
CF31V

- ¾″ Thick solid wood
- Edges not finished
- **For MDF and Thermofoil door styles, item is painted maple. For Laminate door styles in Natural Maple, Sienna, Spiceberry, Linen or White finishes, item is finished maple. For Laminate door styles in Natural Cherry finish, item is finished cherry.**

6″ Corner Fluted Fillers Base/Vanity

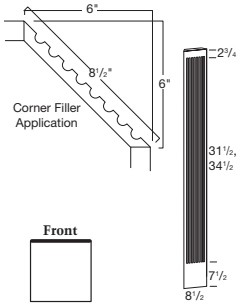

CFF634B
CFF631V

- ¾″ Thick solid wood
- 8 Flutes
- Edges not finished
- **For MDF and Thermofoil door styles, item is painted maple. For Laminate door styles in Natural Maple, Sienna, Spiceberry, Linen or White finishes, item is finished maple. For Laminate door styles in Natural Cherry finish, item is finished cherry.**

6″ Corner Fillers Base/Vanity

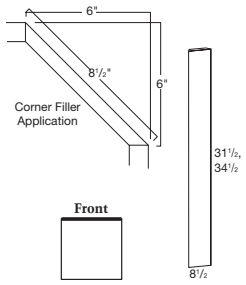

CF634B
CF631V

- ¾″ Thick solid wood
- Edges not finished
- **For MDF and Thermofoil door styles, item is painted maple. For Laminate door styles in Natural Maple, Sienna, Spiceberry, Linen or White finishes, item is finished maple. For Laminate door styles in Natural Cherry finish, item is finished cherry.**

Finished area is illustrated on drawings by bold line.

3″ Wide Full Overlay Filler Trim



F312T F327T F348T
F315T F330T F354T
F318T F336T F357T
F321T F339T F360T
F324T F342T

- Available in FOL door styles only
- Order filler plus a filler trim to flush with doors
- Filler edge complements door profile
- For miter door styles, 3″ wide will have eased edge profile
- **For Thermofoil door styles, Full Overlay Filler Trim is thermofoiled fiberboard**
- **For MDF door styles, Full Overlay Filler Trim is painted MDF**
- **For Laminate door styles, Full Overlay Filler Trim is laminated furniture board**

6″ Wide Full Overlay Filler Trim

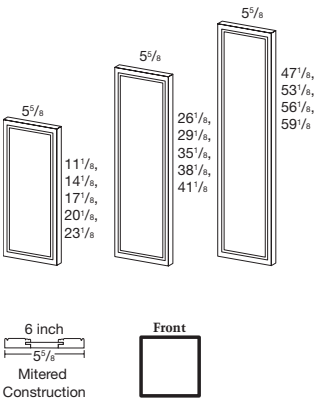

F612T F627T F648T
F615T F630T F654T
F618T F636T F657T
F621T F639T F660T
F624T F642T

- Available in FOL door styles only
- Order filler plus a filler trim to flush with doors
- Filler edge complements door profile
- For many door styles, 6″ wide will be 5 piece
- **For Thermofoil door styles, Full Overlay Filler Trim is thermofoiled fiberboard**
- **For MDF door styles, Full Overlay Filler Trim is painted MDF**
- **For Laminate door styles, Full Overlay Filler Trim is laminated furniture board**

Full Overlay Desk, Vanity and Base Filler Trim

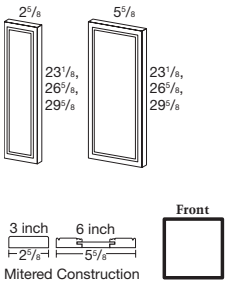

DF3T DF6T
VF3T VF6T
BF3T BF6T

- Available in FOL door styles only
- Order filler plus a filler trim to flush with doors
- Filler edge complements door profile
- For many door styles, 6″ wide will be 5 piece
- For miter door styles, 3″ wide will have eased edge profile
- **For Thermofoil door styles, Full Overlay Filler Trim is thermofoiled fiberboard**
- **For MDF door styles, Full Overlay Filler Trim is painted MDF**
- **For Laminate door styles, Full Overlay Filler Trim is laminated furniture board**

Active Living Full Overlay Base Filler Trim

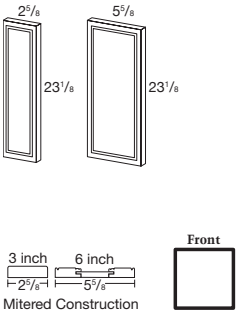

ACBF3T ACBF6T

- Available in FOL door styles only
- Order filler plus a filler trim to flush with doors
- Filler edge complements door profile
- For many door styles, 6″ wide will be 5 piece
- For miter door styles, 3″ wide will have eased edge profile
- **For Thermofoil door styles, Full Overlay Filler Trim is thermofoiled fiberboard**
- **For MDF door styles, Full Overlay Filler Trim is painted MDF**
- **For Laminate door styles, Full Overlay Filler Trim is laminated furniture board**

Full Overlay Utility Filler Trim

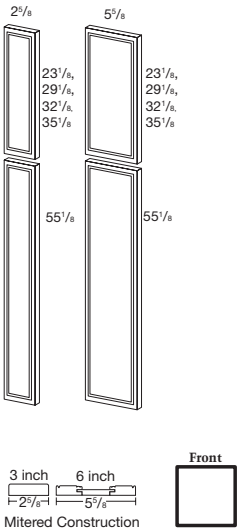

UF384T UF684T
UF390T UF690T
UF393T UF693T
UF396T UF696T

- Available in FOL door styles only
- Order filler plus a filler trim to flush with doors
- Filler edge complements door profile
- For many door styles, 6″ wide will be 5 piece
- For miter door styles, 3″ wide will have eased edge profile
- **For Thermofoil door styles, Full Overlay Filler Trim is thermofoiled fiberboard**
- **For MDF door styles, Full Overlay Filler Trim is painted MDF**
- **For Laminate door styles, Full Overlay Filler Trim is laminated furniture board**

Active Living Full Overlay Utility Filler Trim

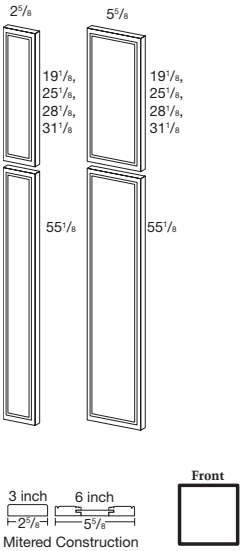

ACUF384T ACUF684T
ACUF390T ACUF690T
ACUF393T ACUF693T
ACUF396T ACUF696T

- Available in FOL door styles only
- Order filler plus a filler trim to flush with doors
- Filler edge complements door profile
- For many door styles, 6″ wide will be 5 piece
- For miter door styles, 3″ wide will have eased edge profile
- **For Thermofoil door styles, Full Overlay Filler Trim is thermofoiled fiberboard**
- **For MDF door styles, Full Overlay Filler Trim is painted MDF**
- **For Laminate door styles, Full Overlay Filler Trim is laminated furniture board**

FULL OVERLAY FILLER TRIM (continued)

Full Overlay Vanity Linen Cabinet Filler Trim



VLC384T **VLC684T**

- Available in FOL door styles only
- For use with Vanity Linen and Vanity Linen Hamper Cabinets
- Order filler plus a filler trim to flush with doors
- Filler edge complements door profile
- For many door styles, 6″ wide will be 5 piece
- For miter door styles, 3″ wide will have eased edge profile
- **For Thermofoil door styles, Full Overlay Filler Trim is thermofoiled fiberboard**
- **For MDF door styles, Full Overlay Filler Trim is painted MDF**
- **For Laminate door styles, Full Overlay Filler Trim is laminated furniture board**

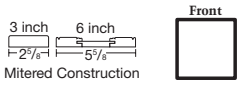

Full Overlay Base Height Vanity Linen Cabinet Filler Trim



VLC384BHT **VLC684BHT**

- Available in FOL door styles only
- For use with Vanity Linen and Vanity Linen Hamper Cabinets
- Order filler plus a filler trim to flush with doors
- Filler edge complements door profile
- For many door styles, 6″ wide will be 5 piece
- For miter door styles, 3″ wide will have eased edge profile
- **For Thermofoil door styles, Full Overlay Filler Trim is thermofoiled fiberboard**
- **For MDF door styles, Full Overlay Filler Trim is painted MDF**
- **For Laminate door styles, Full Overlay Filler Trim is laminated furniture board**

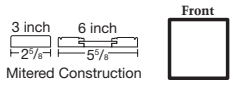

TOE KICKS AND COVERS

Filler Toe Kick

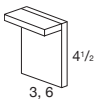

F3TK
F6TK

- Unfinished plywood

Corner Toe Kick

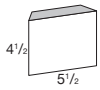

CTK

- Unfinished plywood

Base Toe Space Cover Black

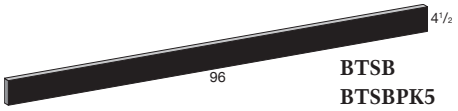

BTSB
BTSBPK5
BTSBPK10

- Black finish
- 3/16″ Laminated MDF
- Available in single quantity and packs of 5 and 10
- Use Bottom Edge Moulding to cover ends

Base Toe Space Cover Matching

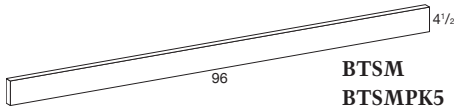

BTSM
BTSMPK5
BTSMPK10

- Plywood
- Order finish same as cabinet
- **For White and Linen Thermofoil and Laminate door styles, toe space cover is 3/16″ laminated MDF**
- **For Natural Maple, Sienna or Spiceberry Laminate door styles, toe space is finished maple**
- **For Natural Cherry Laminate door styles, toe space cover is finished cherry**
- **For MDF door styles, toe space cover is finished maple**

Base Toe Space Cover Stainless

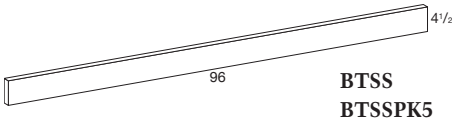

BTSS
BTSSPK5
BTSSPK10

- Brushed stainless steel finish
- Grain will run horizontal
- 3/16″ Laminated MDF
- Available in single quantity and packs of 5 and 10

Finished area is illustrated on drawings by bold line.

SKINS

Skins are available in cherry, maple, oak and hickory. Order finish same as cabinets. Laminate skins are available in Caramel, Coffee, Dark, Light, Linen, Medium, Natural, Sable, Sienna, Spiceberry and White.

Base Skins

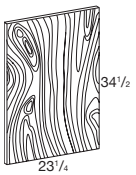

BSV (Veneer)
- 3/16″ Thick
- **For MDF and Thermofoil door styles, items are finished maple**
- **For Laminate door styles, items are finished wood veneer**

BSL (Laminate)
- Specialty Finishes not available
- **All Laminate Skins are 3/16″ laminated MDF**

Vanity Skins



VSV (Veneer)
- 3/16 Thick
- **For MDF and Thermofoil door styles, items are finished maple**
- **For Laminate door styles, items are finished wood veneer**

VSL (Laminate)
- Specialty Finishes not available
- **All Laminate Skins are 3/16″ laminated MDF**

Wall Skins



WS30V (Veneer)
WS36V (Veneer)
WS39V (Veneer)
WS42V (Veneer)
WS48V (Veneer)
WS54V (Veneer)
WS57V (Veneer)
WS60V (Veneer)
- 3/16″ Thick
- **For MDF and Thermofoil styles, items are finished maple**
- **For Laminate door styles, items are finished wood veneer**

WS30L (Laminate)
WS36L (Laminate)
WS39L (Laminate)
WS42L (Laminate)
WS48L (Laminate)
WS54L (Laminate)
WS57L (Laminate)
WS60L (Laminate)
- Specialty Finishes not available
- **All Laminate Skins are 3/16″ laminated MDF**

15″ Deep Wall Skins



WS3015V (Veneer)
WS3615V (Veneer)
WS3915V (Veneer)
WS4215V (Veneer)
WS4815V (Veneer)
WS5415V (Veneer)
WS5715V (Veneer)
WS6015V (Veneer)
- 3/16″ Thick
- **For MDF and Thermofoil styles, items are finished maple**
- **For Laminate door styles, items are finished wood veneer**

WS3015L (Laminate)
WS3615L (Laminate)
WS3915L (Laminate)
WS4215L (Laminate)
WS4815L (Laminate)
WS5415L (Laminate)
WS5715L (Laminate)
WS6015L (Laminate)
- Specialty Finishes not available
- **All Laminate Skins are 3/16″ laminated MDF**

Diagonal Corner Wall Skins



DCWS2730V (Veneer)
DCWS2736V (Veneer)
DCWS2739V (Veneer)
DCWS2742V (Veneer)
DCWS2748V (Veneer)
DCWS2754V (Veneer)
DCWS2757V (Veneer)
DCWS2760V (Veneer)
- 3/16″ Thick
- **For DC27 only**
- **For MDF and Thermofoil door styles, items are finished maple**
- **For Laminate door styles, items are finished wood veneer**

DCWS2730L (Laminate)
DCWS2736L (Laminate)
DCWS2739L (Laminate)
DCWS2742L (Laminate)
DCWS2748L (Laminate)
DCWS2754L (Laminate)
DCWS2757L (Laminate)
DCWS2760L (Laminate)
- Specialty Finishes not available
- **For DC27 only**
- **All Laminate Skins are 3/16″ laminated MDF**

Diagonal Corner Wall Skins (continued)



DCWS30V (Veneer)
DCWS36V (Veneer)
DCWS39V (Veneer)
DCWS42V (Veneer)
DCWS48V (Veneer)
DCWS54V (Veneer)
DCWS57V (Veneer)
DCWS60V (Veneer)
- 3/16″ Thick
- **For DC24 only**
- **For MDF and Thermofoil door styles, items are finished maple**
- **For Laminate door styles, items are finished wood veneer**

DCWS30L (Laminate)
DCWS36L (Laminate)
DCWS39L (Laminate)
DCWS42L (Laminate)
DCWS48L (Laminate)
DCWS54L (Laminate)
DCWS57L (Laminate)
DCWS60L (Laminate)
- Specialty Finishes not available
- **For DC24 only**
- **All Laminate Skins are 3/16″ laminated MDF**

SKINS (continued)

Utility Skins

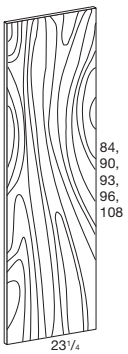

US84V (Veneer)
US90V (Veneer)
US93V (Veneer)
US96V (Veneer)
US108V (Veneer)

- 3/16″ Thick
- **For MDF and Thermofoil door styles, items are finished maple**
- **For Laminate door styles, items are finished wood veneer**

US84L (Laminate)
US90L (Laminate)
US93L (Laminate)
US96L (Laminate)

- Specialty Finishes not available
- **All Laminate Skins are 3/16″ laminated MDF**

BEAD BOARD SKINS

Base Bead Board Skins

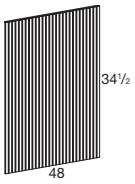

BBBS

- 3/16″ Thick MDF core
- 1½″ Spacing between beaded grooves
- **For MDF and Thermofoil door styles, items are finished maple**
- **For Laminate door styles, items are finished wood veneer**

Vanity Bead Board Skins

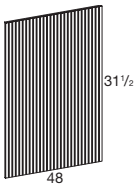

VBBS

- 3/16″ Thick MDF core
- 1½″ Spacing between beaded grooves
- **For MDF and Thermofoil door styles, items are finished maple**
- **For Laminate door styles, items are finished wood veneer**

Wall Bead Board Skins



W30BBS
W36BBS
W39BBS
W42BBS
W48BBS
W54BBS
W57BBS
W60BBS

- 3/16″ Thick MDF core
- 1½″ Spacing between beaded grooves
- **For MDF and Thermofoil door styles, items are finished maple**
- **For Laminate door styles, items are finished wood veneer**

15″ Deep Wall Bead Board Skins

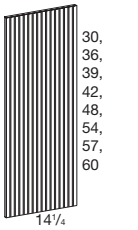

W3015BBS
W3615BBS
W3915BBS
W4215BBS
W4815BBS
W5415BBS
W5715BBS
W6015BBS

- 3/16″ Thick MDF core
- 1½″ Spacing between beaded grooves
- **For MDF and Thermofoil door styles, items are finished maple**
- **For Laminate door styles, items are finished wood veneer**

BEAD BOARD SKINS (continued)

Diagonal Corner Wall Bead Board Skins



DCW2730BBS
DCW2736BBS
DCW2739BBS
DCW2742BBS
DCW2748BBS
DCW2754BBS
DCW2757BBS
DCW2760BBS

- 3/16″ Thick MDF core
- 1½″ Spacing between beaded grooves
- **For DC27 only**
- **For MDF and Thermofoil door styles, items are finished maple**
- **For Laminate door styles, items are finished wood veneer**

Diagonal Corner Bead Board Wall Skins (continued)



DCW30BBS
DCW36BBS
DCW39BBS
DCW42BBS
DCW48BBS
DCW54BBS
DCW57BBS
DCW60BBS

- 3/16″ Thick MDF core
- 1½″ Spacing between beaded grooves
- **For DC24 only**
- **For MDF and Thermofoil door styles, items are finished maple**
- **For Laminate door styles, items are finished wood veneer**

Utility Bead Board Skins



U84BBS
U90BBS
U93BBS
U96BBS

- 3/16″ Thick MDF core
- 1½″ Spacing between beaded grooves
- **For MDF and Thermofoil door styles, items are finished maple**
- **For Laminate door styles, items are finished wood veneer**

PANELS

Laminate panels are available in Caramel, Coffee, Dark, Light, Linen, Medium, Natural, Sable, Sienna, Spiceberry and White.

¾″ Veneer Wall End Panel

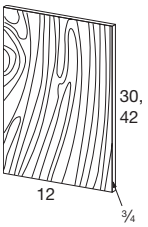

WEP3/430V (Veneer)
WEP3/442V (Veneer)

- ¾″ Plywood
- Finished on both sides
- Edge banded on front edge
- Order finish same as cabinets
- **For MDF and Thermofoil door styles, items are finished maple**
- **For Laminate door styles, items are finished wood veneer**

Semi-Custom	FCE	FI	ID	RD
SEL			•	•

1½″– 6″ Veneer Wall End Panel

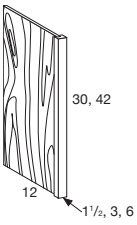



1½″ Veneer
WEP30V (Veneer)
WEP42V (Veneer)

3″ Veneer
WEP330V (Veneer)
WEP342V (Veneer)

6″ Veneer
WEP630V (Veneer)
WEP642V (Veneer)

- 1½″, 3″ and 6″ front stiles
- Laminated on interior side
- Order finish same as cabinets
- Panel is ½″ plywood
- **For MDF and Thermofoil door styles, items are finished maple**
- **For Laminate door styles, items are finished wood veneer**

Semi-Custom	FCE	FI	ID	RD
SEL	•	•	•	•

½" & ¾" Base End Panel

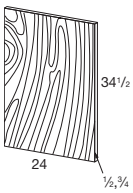

BEP1/2V (Veneer)
BEP3/4V (Veneer)

- ½" or ¾" Plywood
- Finished on both sides
- Edge banded on front edge
- Order finish same as cabinets
- **For MDF and Thermofoil door styles, items are finished maple**
- **For Laminate door styles, items are finished wood veneer**

BEP1/2L (Laminate)

- ½" Furniture board
- Edge banded on front edge
- Order finish same as cabinets
- Specialty finishes not available
- **All Laminate End Panels are ½" laminated funiture board**

Semi-Custom	FCE	FI	ID	RD
SEL			•	•

1½" – 6" Veneer Base End Panel

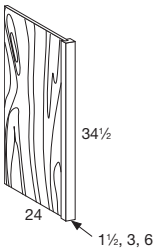



1½" Veneer
BEPV (Veneer)

3" Veneer
BEP3V (Veneer)

6" Veneer
BEP6V (Veneer)

- 1½", 3" and 6" front stiles
- Laminated on interior side
- Order finish same as cabinets
- Panel is ½" furniture board
- Specialty finishes are not available
- ID option available on 24" deep panels to 30" depth only
- **For MDF and Thermofoil door styles, items are finished maple**
- **For Laminate door styles, items are finished wood veneer**

Semi-Custom	FCE	FI	ID	RD
SEL	•	•	•	•

1½" – 6" Laminate Base End Panel

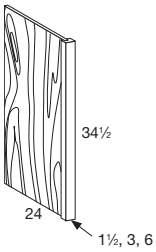



1½" Laminate
BEPL (Laminate)

3" Laminate
BEP3L (Laminate)

6" Laminate
BEP6L (Laminate)

- 1½", 3" and 6" front stiles
- Laminated on interior side
- Order finish same as cabinets
- Panel is ½" furniture board
- Specialty finishes are not available
- ID option available on 24" deep panels to 30" depth only
- **All Laminate End Panels are ½" laminated funiture board**

Semi-Custom	FCE	FI	ID	RD
SEL			•	•

¾" Veneer Active Living Base End Panel

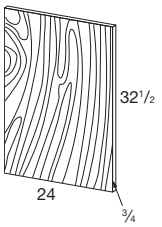

ACBEP3/4V (Veneer)
- ¾" Plywood
- Finished on both sides
- Edge banded on front edge
- Order finish same as cabinets
- **For MDF and Thermofoil door styles, items are finished maple**
- **For Laminate door styles, items are finished wood veneer**

Semi-Custom	FCE	FI	ID	RD
SEL			•	•

1½" – 6" Veneer Active Living Base End Panel

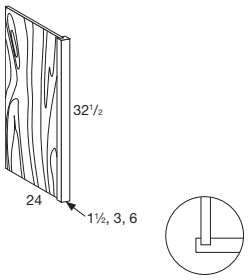

1½" Veneer
ACBEPV (Veneer)

3" Veneer
ACBEP3V (Veneer)

6" Veneer
ACBEP6V (Veneer)
- 1½", 3" and 6" front stiles
- Laminated on interior side
- Order finish same as cabinets
- Panel is ½" plywood
- **For MDF and Thermofoil door styles, items are finished maple**
- **For Laminate door styles, items are finished wood veneer**

Semi-Custom	FCE	FI	ID	RD
SEL	•	•	•	•

1½" – 6" Laminate Active Living Base End Panel

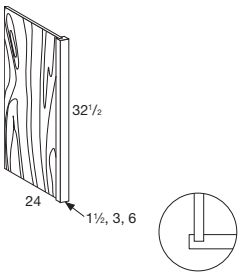

1½" Laminate
ACBEPL (Laminate)

3" Laminate
ACBEP3L (Laminate)

6" Laminate
ACBEP6L (Laminate)
- 1½", 3" and 6" front stiles
- Laminated on interior side
- Order finish same as cabinets
- Panel is ½" furniture board
- Specialty finishes are not available
- ID option available on 24" deep panels to 30" depth only
- **All Laminate End Panels are ½" laminated furniture board**

Semi-Custom	FCE	FI	ID	RD
SEL			•	•

3″ Angle Fluted Fillers with Wall End Panel

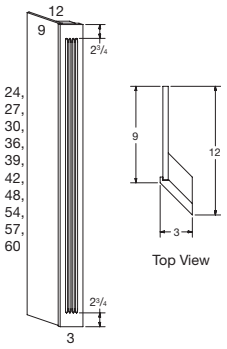

Left Shown

AFF24WEPL AFF24WEPR
AFF27WEPL AFF27WEPR
AFF30WEPL AFF30WEPR
AFF36WEPL AFF36WEPR
AFF39WEPL AFF39WEPR
AFF42WEPL AFF42WEPR
AFF48WEPL AFF48WEPR
AFF54WEPL AFF54WEPR
AFF57WEPL AFF57WEPR
AFF60WEPL AFF60WEPR

- ¾″ Thick solid wood filler
- Panel is ½″ plywood
- 4 Flutes
- Edges not finished
- **For MDF and Thermofoil door styles, items are finished maple**
- **Not available in Laminate**

Semi-Custom	MFE	FCE	FI	ID	RD
SEL	▲	•			

3″ Angle Fillers with Wall End Panel

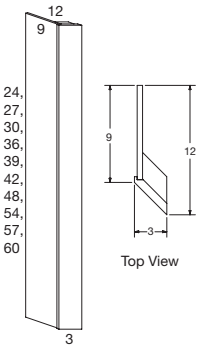

Left Shown

AF24WEPL AF24WEPR
AF27WEPL AF27WEPR
AF30WEPL AF30WEPR
AF36WEPL AF36WEPR
AF39WEPL AF39WEPR
AF42WEPL AF42WEPR
AF48WEPL AF48WEPR
AF54WEPL AF54WEPR
AF57WEPL AF57WEPR
AF60WEPL AF60WEPR

- Panel is ½″ plywood
- ¾″ Thick solid wood filler
- Edges not finished
- **For MDF and Thermofoil door styles, items are finished maple**
- **Not available in Laminate**

Semi-Custom	MFE	FCE	FI	ID	RD
SEL	▲	•			

6″ Angle Fluted Fillers with Wall End Panel

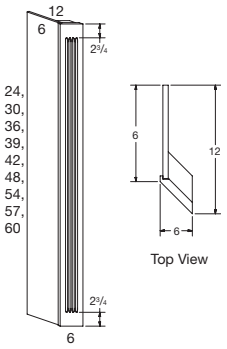

Left Shown

AFF624WEPL AFF624WEPR
AFF627WEPL AFF627WEPR
AFF630WEPL AFF630WEPR
AFF636WEPL AFF636WEPR
AFF639WEPL AFF639WEPR
AFF642WEPL AFF642WEPR
AFF648WEPL AFF648WEPR
AFF654WEPL AFF654WEPR
AFF657WEPL AFF657WEPR
AFF660WEPL AFF660WEPR

- ¾″ Thick solid wood filler
- Panel is ½″ plywood
- 8 Flutes
- Edges not finished
- **For MDF and Thermofoil door styles, items are finished maple**
- **Not available in Laminate**

Semi-Custom	MFE	FCE	FI	ID	RD
SEL	▲	•			

6″ Angle Fillers with Wall End Panel

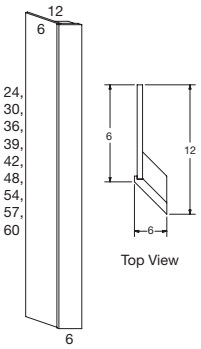

Left Shown

AF624WEPL AF624WEPR
AF627WEPL AF627WEPR
AF630WEPL AF630WEPR
AF636WEPL AF636WEPR
AF639WEPL AF639WEPR
AF642WEPL AF642WEPR
AF648WEPL AF648WEPR
AF654WEPL AF654WEPR
AF657WEPL AF657WEPR
AF660WEPL AF660WEPR

- Panel is ½″ plywood
- ¾″ Thick solid wood filler
- Edges not finished
- **For MDF and Thermofoil door styles, items are finished maple**
- **Not available in Laminate**

Semi-Custom	MFE	FCE	FI	ID	RD
SEL	▲	•			

3″ Angle Fluted Fillers with Base/Vanity End Panel

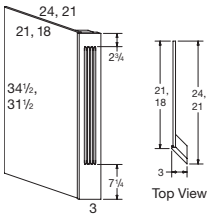

Left Shown

AFF34BEPL AFF34BEPR
AFF31VEPL AFF31VEPR

- Must specify Left or Right
- ¾″ Thick solid wood
- Panel is ½″ plywood
- 4 Flutes
- Edges not finished
- **For MDF and Thermofoil door styles, items are finished maple**
- **Not available in Laminate**

Semi-Custom	MFE	FCE	FI	ID	RD
SEL	▲	•			

3″ Angle Fillers with Base/Vanity End Panel

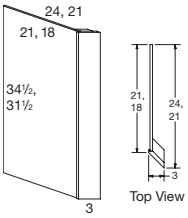

Left Shown

AF34BEPL AF34BEPR
AF31VEPL AF31VEPR

- Must specify Left or Right
- Panel is ½″ plywood
- ¾″ Thick solid wood
- Edges not finished
- **For MDF and Thermofoil door styles, items are finished maple**
- **Not available in Laminate**

Semi-Custom	MFE	FCE	FI	ID	RD
SEL	▲	•			

6″ Angle Fluted Fillers with Base/Vanity End Panel

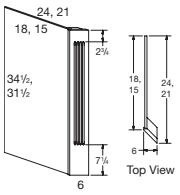

Left Shown

AFF634BEPL AFF634BEPR
AFF631VEPL AFF631VEPR

- Must specify Left or Right
- ¾″ Thick solid wood
- Panel is ½″ plywood
- 8 Flutes
- Edges not finished
- **For MDF and Thermofoil door styles, items are finished maple**
- **Not available in Laminate**

Semi-Custom	MFE	FCE	FI	ID	RD
SEL	▲	•			

6″ Angle Fillers with Base/Vanity End Panel

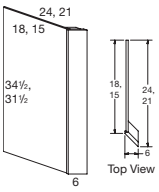

Left Shown

AF634BEPL AF634BEPR
AF631VEPL AF631VEPR

- Panel is ½″ plywood
- ¾″ Thick solid wood
- Edges not finished
- **For MDF and Thermofoil door styles, items are finished maple**
- **Not available in Laminate**

Semi-Custom	MFE	FCE	FI	ID	RD
SEL	▲	•			

3″ Angle Fluted Fillers with Tall End Panel

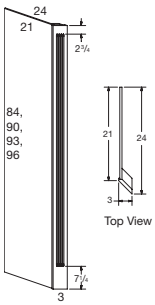

Left Shown

AFF84TEPL AFF84TEPR
AFF90TEPL AFF90TEPR
AFF93TEPL AFF93TEPR
AFF96TEPL AFF96TEPR

- Must specify Left or Right
- ¾″ Thick solid wood filler
- Panel is ½″ plywood
- 4 Flutes
- Edges not finished
- **For MDF and Thermofoil door styles, items are finished maple**
- **Not available in Laminate**

Semi-Custom	MFE	FCE	FI	ID	RD
SEL	▲	•			

3″ Angle Fillers with Tall End Panel

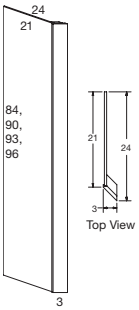

Left Shown

AF84TEPL AF84TEPR
AF90TEPL AF90TEPR
AF93TEPL AF93TEPR
AF96TEPL AF96TEPR

- Left or Right reversibility
- Panel is ½″ plywood
- ¾″ Thick solid wood
- Edges not finished
- **For MDF and Thermofoil door styles, items are finished maple**
- **Not available in Laminate**

Semi-Custom	MFE	FCE	FI	ID	RD
SEL	▲	•			

6″ Angle Fluted Fillers with Tall End Panel

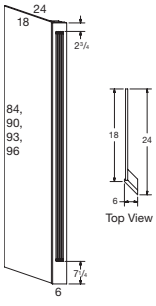

Left Shown

AFF684TEPL AFF684TEPR
AFF690TEPL AFF690TEPR
AFF693TEPL AFF693TEPR
AFF696TEPL AFF696TEPR

- Must specify Left or Right
- ¾″ Thick solid wood filler
- Panel is ½″ plywood
- 8 Flutes
- Edges not finished
- **For MDF and Thermofoil door styles, items are finished maple**
- **Not available in Laminate**

Semi-Custom	MFE	FCE	FI	ID	RD
SEL	▲	•			

6″ Angle Fillers with Tall End Panel

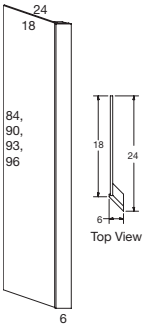

Left Shown

AF684TEPL AF684TEPR
AF690TEPL AF690TEPR
AF693TEPL AF693TEPR
AF696TEPL AF696TEPR

- Must specify Left or Right
- Panel is ½″ plywood
- ¾″ Thick solid wood filler
- Edges not finished
- **For MDF and Thermofoil door styles, items are finished maple**
- **Not available in Laminate**

Semi-Custom	MFE	FCE	FI	ID	RD
SEL	▲	•			

Bead Board Wall End Panel

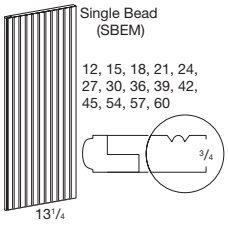

BBWEP12SBEM
BBWEP15SBEM
BBWEP18SBEM
BBWEP21SBEM
BBWEP24SBEM
BBWEP27SBEM
BBWEP30SBEM
BBWEP36SBEM
BBWEP39SBEM
BBWEP42SBEM
BBWEP48SBEM
BBWEP54SBEM
BBWEP57SBEM
BBWEP60SBEM

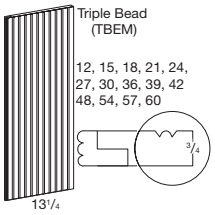

BBWEP12TBEM
BBWEP15TBEM
BBWEP18TBEM
BBWEP21TBEM
BBWEP24TBEM
BBWEP27TBEM
BBWEP30TBEM
BBWEP36TBEM
BBWEP39TBEM
BBWEP42TBEM
BBWEP48TBEM
BBWEP54TBEM
BBWEP57TBEM
BBWEP60TBEM

- ¾″ Thick MDF core
- Single Bead Edge Moulding (SBEM) pre-attached to one side
- Triple Bead Edge Moulding (TBEM) pre-attached to one side
- Three edges unfinished
- 1½″ Spacing between beaded grooves
- **For MDF and Thermofoil door styles, items are finished maple**
- **For Laminate door styles, items are finished wood veneer**

Peninsula Bead Board Wall End Panel

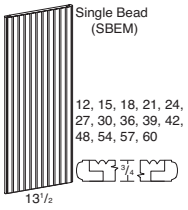

PBBWEP12SBEM
PBBWEP15SBEM
PBBWEP18SBEM
PBBWEP21SBEM
PBBWEP24SBEM
PBBWEP27SBEM
PBBWEP30SBEM
PBBWEP36SBEM
PBBWEP39SBEM
PBBWEP42SBEM
PBBWEP48SBEM
PBBWEP54SBEM
PBBWEP57SBEM
PBBWEP60SBEM

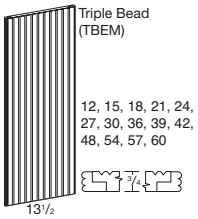

PBBWEP12TBEM
PBBWEP15TBEM
PBBWEP18TBEM
PBBWEP21TBEM
PBBWEP24TBEM
PBBWEP27TBEM
PBBWEP30TBEM
PBBWEP36TBEM
PBBWEP39TBEM
PBBWEP42TBEM
PBBWEP48TBEM
PBBWEP54TBEM
PBBWEP57TBEM
PBBWEP60TBEM

- ¾″ Thick MDF core
- Single Bead Edge Moulding (SBEM) pre-attached to two sides
- Triple Bead Edge Moulding (TBEM) pre-attached to two sides
- Top and bottom edges unfinished
- 1½″ Spacing between beaded grooves
- **For MDF and Thermofoil door styles, items are finished maple**
- **For Laminate door styles, items are finished wood veneer**

Bead Board Base End Panel

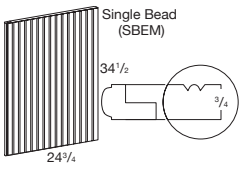

BBBEPSBEM

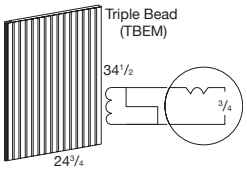

BBBEPTBEM

- ¾″ Thick MDF core
- Single Bead Edge Moulding (SBEM) pre-attached to one side
- Triple Bead Edge Moulding (TBEM) pre-attached to one side
- Three edges unfinished
- 1½″ Spacing between beaded grooves
- **For MDF and Thermofoil door styles, items are finished maple**
- **For Laminate door styles, items are finished wood veneer**

Peninsula Bead Board Base End Panel

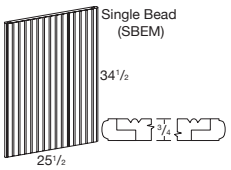

PBBBEPSBEM

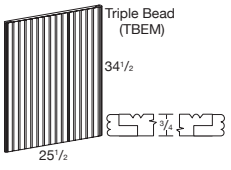

PBBBEPTBEM

- ¾″ Thick MDF core
- Single Bead Edge Moulding (SBEM) pre-attached to two sides
- Triple Bead Edge Moulding (TBEM) pre-attached to two sides
- Top and bottom edges unfinished
- 1½″ Spacing between beaded grooves
- **For MDF and Thermofoil door styles, items are finished maple**
- **For Laminate door styles, items are finished wood veneer**

Bead Board Tall End Panel

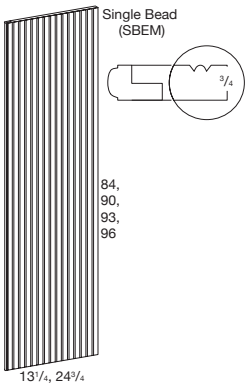

BBTEP1284SBEM
BBTEP1290SBEM
BBTEP1293SBEM
BBTEP1296SBEM

BBTEP2484SBEM
BBTEP2490SBEM
BBTEP2493SBEM
BBTEP2496SBEM

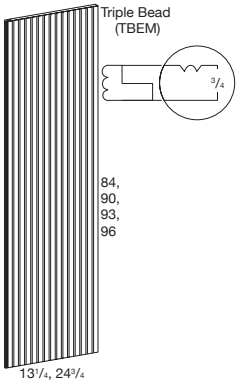

BBTEP1284TBEM
BBTEP1290TBEM
BBTEP1293TBEM
BBTEP1296TBEM

BBTEP2484TBEM
BBTEP2490TBEM
BBTEP2493TBEM
BBTEP2496TBEM

- ¾″ Thick MDF core
- Single Bead Edge Moulding (SBEM) pre-attached to one side
- Triple Bead Edge Moulding (TBEM) pre-attached to one side
- Three edges unfinished
- 1½″ Spacing between beaded grooves
- **For MDF and Thermofoil door styles, items are finished maple**
- **For Laminate door styles, items are finished wood veneer**

Peninsula Bead Board Tall End Panel

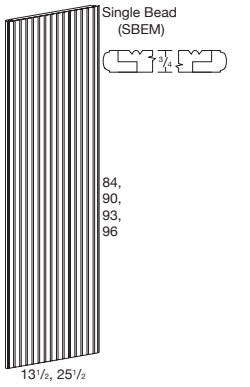

PBBTEP1284SBEM
PBBTEP1290SBEM
PBBTEP1293SBEM
PBBTEP1296SBEM

PBBTEP2484SBEM
PBBTEP2490SBEM
PBBTEP2493SBEM
PBBTEP2496SBEM

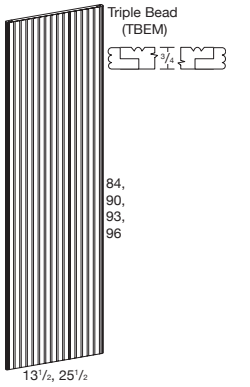

PBBTEP1284TBEM
PBBTEP1290TBEM
PBBTEP1293TBEM
PBBTEP1296TBEM

PBBTEP2484TBEM
PBBTEP2490TBEM
PBBTEP2493TBEM
PBBTEP2496TBEM

- ¾″ Thick MDF core
- Single Bead Edge Moulding (SBEM) pre-attached to two sides
- Triple Bead Edge Moulding (TBEM) pre-attached to two sides
- Top and bottom edges unfinished
- 1½″ Spacing between beaded grooves
- **For MDF and Thermofoil door styles, items are finished maple**
- **For Laminate door styles, items are finished wood veneer**

¾" Veneer Refrigerator End Panel

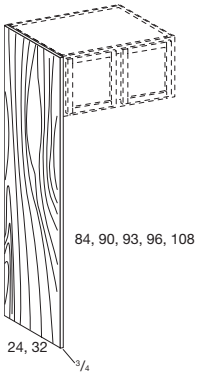

3/4REP2484V (Veneer)
3/4REP3284V (Veneer)
3/4REP2490V (Veneer)
3/4REP3290V (Veneer)
3/4REP2493V (Veneer)
3/4REP3293V (Veneer)
3/4REP2496V (Veneer)
3/4REP3296V (Veneer)
3/4REP32108V (Veneer)

- ¾" Plywood
- Finished on both sides
- Edge banded on front edge
- Order finish same as cabinets
- **For MDF and Thermofoil door styles, items are finished maple**
- **For Laminate door styles, items are finished wood veneer**

Semi-Custom	FCE	FI	ID	RD
SEL			•	•

1½" – 6" Veneer Refrigerator End Panel

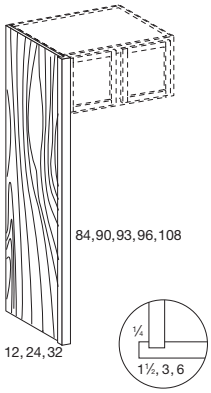

1½" Veneer
REP1284V (Veneer)
REP2484V (Veneer)
REP3284V (Veneer)
REP1290V (Veneer)
REP2490V (Veneer)
REP3290V (Veneer)
REP1293V (Veneer)
REP2493V (Veneer)
REP3293V (Veneer)
REP1296V (Veneer)
REP2496V (Veneer)
REP3296V (Veneer)
REP32108V (Veneer)

3" Veneer
3REP2484V (Veneer)
3REP2490V (Veneer)
3REP2493V (Veneer)
3REP2496V (Veneer)
3REP32108V (Veneer)

6" Veneer
6REP2484V (Veneer)
6REP2490V (Veneer)
6REP2493V (Veneer)
6REP2496V (Veneer)
6REP32108V (Veneer)

- 1½", 3" and 6" front stiles
- Laminated on interior side
- Order finish same as cabinets
- Veneer is ½" plywood
- ID option available on 24" deep panels to 30" depth only
- **For MDF and Thermofoil door styles, items are finished maple**
- **For Laminate door styles, items are finished wood veneer**

Semi-Custom	MFE	FCE	FI	ID	RD
SEL	▲	•	•	•	•

1½" – 6" Laminate Refrigerator End Panel

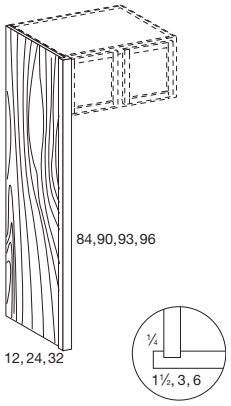

1½" Laminate
REP1284L (Laminate)
REP2484L (Laminate)
REP3284L (Laminate)
REP1290L (Laminate)
REP2490L (Laminate)
REP3290L (Laminate)
REP1293L (Laminate)
REP2493L (Laminate)
REP3293L (Laminate)
REP1296L (Laminate)
REP2496L (Laminate)
REP3296L (Laminate)

3" Laminate
3REP2484L (Laminate)
3REP2490L (Laminate)
3REP2493L (Laminate)
3REP2496L (Laminate)

6" Laminate
6REP2484L (Laminate)
6REP2490L (Laminate)
6REP2493L (Laminate)
6REP2496L (Laminate)

- 1½", 3" and 6" front stiles
- Laminated on interior side
- Order finish same as cabinets
- Laminate is ½" furniture board with matching wood grain laminate
- Specialty finishes are not available
- ID option available on 24" deep panels to 30" depth only
- **All Laminate End Panels are ½" laminated furniture board**

Semi-Custom	FCE	FI	ID	RD
SEL			•	•

Corner Tall End Panel

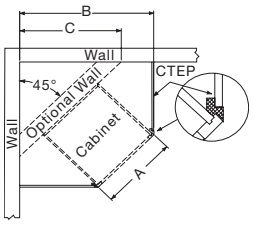



CTEP84
CTEP90
CTEP93
CTEP96

- ¾″ Plywood
- Diagonal transitional moulding available in moulding section
- **For MDF and Thermofoil door styles, items are finished maple**
- **For Laminate door styles, items are finished wood veneer**

Installation Diagram

A=Cabinet Width	B=Distance from Corner	C=Optional Wall Location
24	41	31
27	43 1/16	33 1/8
30	45 3/16	35 1/4
33	47 3/16	37 3/8
36	49 7/16	39 1/2

Finish Back Panel

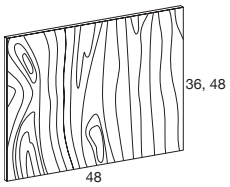

FBP4836V (Veneer)
FBP4848V (Veneer)

- 3/16″ Plywood
- Order finish same as cabinets
- Specialty Finishes available
- **For MDF and Thermofoil door styles, items are finished maple**
- **For Laminate door styles, items are finished wood veneer**

FBP4836L (Laminate)
FBP4848L (Laminate)

- ⅛″ MDF
- Order finish same as cabinets
- Specialty Finishes not available
- For a matching finish, order a veneer back panel
- **All Laminate End Panels are laminated furniture board**

Finish Back Panel (continued)

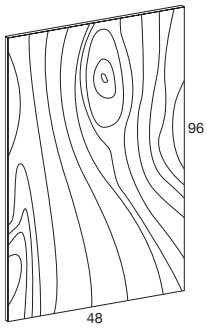

FBP4896V (Veneer)

- 3/16″ Plywood
- Order finish same as cabinets
- Specialty Finishes available
- **For MDF and Thermofoil door styles, items are finished maple**
- **For Laminate door styles, items are finished wood veneer**

FBP4896L (Laminate)

- ⅛″ MDF
- Order finish same as cabinets
- Specialty Finishes not available
- For a matching finish, order a veneer back panel
- **All Laminate End Panels are laminated furniture board**

Finish Back Panel (continued)

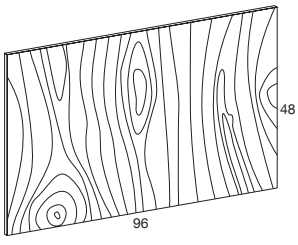

FBP9648V (Veneer)

- 3/16″ Plywood
- Order finish same as cabinets
- **For MDF and Thermofoil door styles, items are finished maple**
- **For Laminate door styles, items are finished wood veneer**

Finish Back Panel (continued)

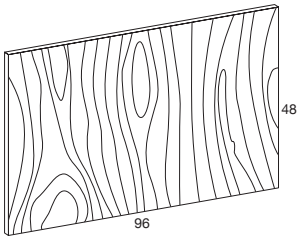

1/2FBP9648V (Veneer)

- ½″ Veneer MDF core panel
- Order finish same as cabinets
- **For MDF and Thermofoil door styles, items are finished maple**
- **For Laminate door styles, items are finished wood veneer**

Finish Back Panel (continued)

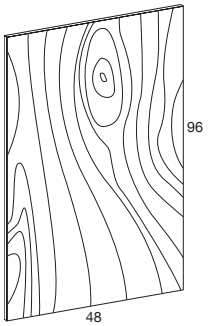

3/4FBP4896 (Veneer)
- ¾″ Veneer core panel
- Order finish same as cabinets
- **For MDF and Thermofoil door styles, items are finished maple**
- **For Laminate door styles, items are finished wood veneer**

Bead Board Finish Back Panel



BBFBP4848
BBFBP4896
- 3/16″ Thick MDF core
- 1½″ Spacing between beaded grooves
- **For MDF and Thermofoil door styles, items are finished maple**
- **For Laminate door styles, items are finished wood veneer**

Bead Board



BB4896
- Available in cherry, maple, oak and hickory
- ¾″ Thick MDF core
- 1½″ Spacing between beaded grooves
- **For MDF and Thermofoil door styles, items are finished maple**
- **For Laminate door styles, items are finished wood veneer**

Rattan Panel

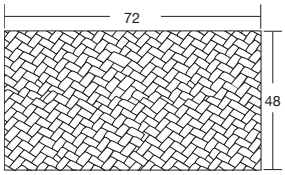

RTNPNL
- 3/16″ Thick
- Back unfinished
- 4′ x 6′ Sheets with cumulative trim allowance of 4″ per sheet
- Due to the natural characteristics of rattan, color variations, natural tear of fiber and flaking are not considered defects and will not be warranted

Under Cabinet Panels

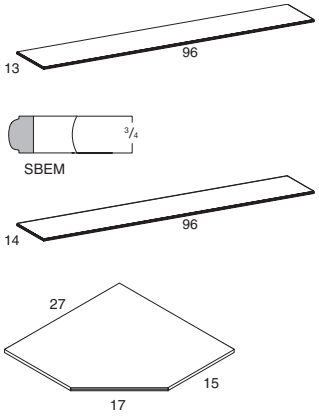

UCP1296SBEM
PUCP1296SBEM
DCUCP2727SBEM
- ¾″ Plywood with attached Single Bead Edge Moulding (SBEM)
- Order finish same as cabinets
- All edges with moulding attached will be finished along with top & bottom
- Trimmable
- **For MDF and Thermofoil door styles, items are finished maple**
- **For Laminate door styles, items are finished wood veneer**

Semi-Custom	FCE	ID	RD
SEL		•	•

CROWN MOULDING

Crown Moulding

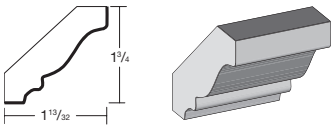

CM
CM10 (10′ length)
- Solid wood
- Available in cherry, maple, oak and hickory
- **For MDF and Thermofoil door styles, item is painted maple. For Laminate door styles in Natural Maple, Sienna, Spiceberry, Linen or White finishes, item is finished maple. For Laminate door styles in Natural Cherry finish, item is finished cherry**

Decorative Crown Moulding

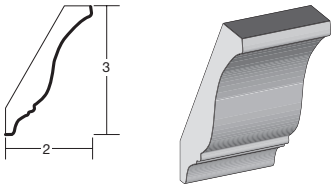

DCM
DCM10 (10′ length)
- Solid wood
- Available in cherry, maple, oak and hickory
- **For MDF and Thermofoil door styles, item is painted maple. For Laminate door styles in Natural Maple, Sienna, Spiceberry, Linen or White finishes, item is finished maple. For Laminate door styles in Natural Cherry finish, item is finished cherry**

Full Overlay Crown Moulding

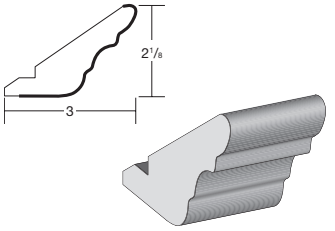

FOCM
- Solid wood
- Available in cherry, maple, oak and hickory
- **For MDF and Thermofoil door styles, item is painted maple. For Laminate door styles in Natural Maple, Sienna, Spiceberry, Linen or White finishes, item is finished maple. For Laminate door styles in Natural Cherry finish, item is finished cherry**

Large Cove Moulding

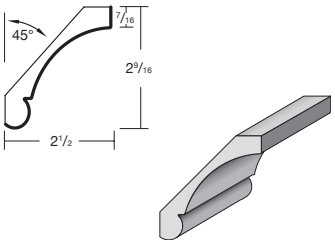

LCVM8
- Solid wood
- Available in cherry, maple, oak and hickory
- **For MDF and Thermofoil door styles, item is painted maple. For Laminate door styles in Natural Maple, Sienna, Spiceberry, Linen or White finishes, item is finished maple. For Laminate door styles in Natural Cherry finish, item is finished cherry**

Large Crown Moulding

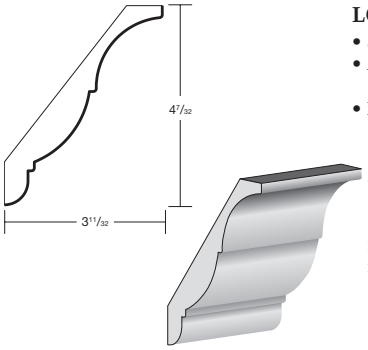

LGCM
- Solid wood
- Available in cherry, maple, oak and hickory
- **For MDF and Thermofoil door styles, item is painted maple. For Laminate door styles in Natural Maple, Sienna, Spiceberry, Linen or White finishes, item is finished maple. For Laminate door styles in Natural Cherry finish, item is finished cherry**

CROWN MOULDING (continued)

Large Simple Cove Crown Moulding

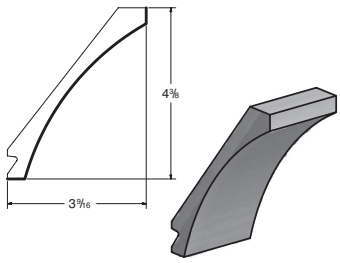

LSCVM8
- Solid wood
- Available in cherry, maple and oak
- **For MDF and Thermofoil door styles, item is painted maple. For Laminate door styles in Natural Maple, Sienna, Spiceberry, Linen or White finishes, item is finished maple. For Laminate door styles in Natural Cherry finish, item is finished cherry**

Shaker Crown Moulding

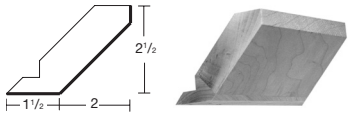

SCM
- Solid wood
- Available in cherry, maple, oak and hickory
- **For MDF and Thermofoil door styles, item is painted maple. For Laminate door styles in Natural Maple, Sienna, Spiceberry, Linen or White finishes, item is finished maple. For Laminate door styles in Natural Cherry finish, item is finished cherry**

Shaker Crown Flat Moulding

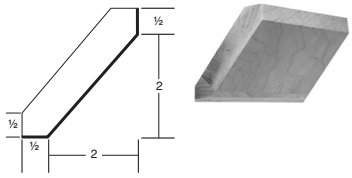

SCMF
- Solid wood
- Available in cherry, maple, oak and hickory
- **For MDF and Thermofoil door styles, item is painted maple. For Laminate door styles in Natural Maple, Sienna, Spiceberry, Linen or White finishes, item is finished maple. For Laminate door styles in Natural Cherry finish, item is finished cherry**

Small Cove Moulding

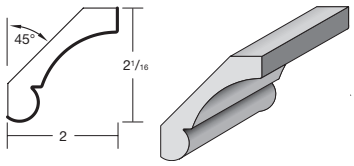

SCVM8
- Solid wood
- Available in cherry, maple, oak and hickory
- **For MDF and Thermofoil door styles, item is painted maple. For Laminate door styles in Natural Maple, Sienna, Spiceberry, Linen or White finishes, item is finished maple. For Laminate door styles in Natural Cherry finish, item is finished cherry**

Small Crown Moulding

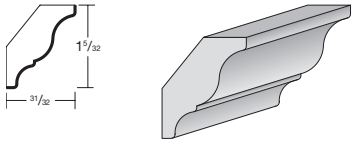

SMCM
SMCM10 (10′ length)
- Solid wood
- Available in cherry, maple, oak and hickory
- **For MDF and Thermofoil door styles, item is painted maple. For Laminate door styles in Natural Maple, Sienna, Spiceberry, Linen or White finishes, item is finished maple. For Laminate door styles in Natural Cherry finish, item is finished cherry**

Available in all finishes unless otherwise noted.
3″- 6″ Cumulative tolerance allowed on all mouldings.

CURVED MOULDING

Traditional Crown Moulding

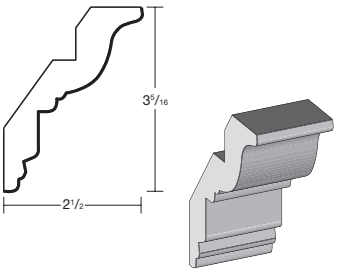

TCM
TCM10 (10′ length)
- Solid wood
- Available in cherry, maple, oak and hickory
- **For MDF and Thermofoil door styles, item is painted maple. For Laminate door styles in Natural Maple, Sienna, Spiceberry, Linen or White finishes, item is finished maple. For Laminate door styles in Natural Cherry finish, item is finished cherry**



Various mouldings such as the Dentil Inset can be placed on Traditional Crown Moulding

INSET MOULDING

Dentil Inset

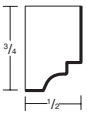

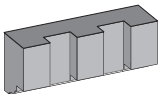

DI
- Solid wood
- Available in cherry, maple, oak and hickory
- Mounts on TCM and LRM
- **For MDF and Thermofoil door styles, item is painted maple. For Laminate door styles in Natural Maple, Sienna, Spiceberry, Linen or White finishes, item is finished maple. For Laminate door styles in Natural Cherry finish, item is finished cherry**

Decorative Inset Moulding





DIM3/4
- Carved solid wood
- Available in cherry, maple, oak and hickory
- **For MDF and Thermofoil door styles, item is painted maple. For Laminate door styles in Natural Maple, Sienna, Spiceberry, Linen or White finishes, item is finished maple. For Laminate door styles in Natural Cherry finish, item is finished cherry**

Egg and Dart Moulding





ED3/4
- Solid wood
- Available in cherry, maple, oak and hickory
- **For MDF and Thermofoil door styles, item is painted maple. For Laminate door styles in Natural Maple, Sienna, Spiceberry, Linen or White finishes, item is finished maple. For Laminate door styles in Natural Cherry finish, item is finished cherry**

CURVED MOULDING (continued)

Mission Inset Moulding

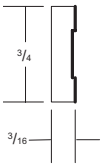



MIM3/4
- Carved solid wood
- 1⅜″ repeat
- Available in cherry, maple and oak
- **For MDF and Thermofoil door styles, item is painted maple. For Laminate door styles in Natural Maple, Sienna, Spiceberry, Linen or White finishes, item is finished maple. For Laminate door styles in Natural Cherry finish, item is finished cherry**

Olive Leaf Moulding





OLM8
- Embossed solid wood
- Available in cherry and maple
- **For MDF and Thermofoil door styles, item is painted maple. For Laminate door styles in Natural Maple, Sienna, Spiceberry, Linen or White finishes, item is finished maple. For Laminate door styles in Natural Cherry finish, item is finished cherry**

Reeded Inset Moulding

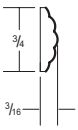



RDIM3/4
- Embossed solid wood
- 3″ repeat
- Available in cherry and maple
- **For MDF and Thermofoil door styles, item is painted maple. For Laminate door styles in Natural Maple, Sienna, Spiceberry, Linen or White finishes, item is finished maple. For Laminate door styles in Natural Cherry finish, item is finished cherry**

Cross Stitch Moulding

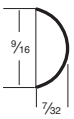



CRSTM
- Embossed solid wood
- 1½″ repeat
- Available in cherry, maple and oak
- **For MDF and Thermofoil door styles, item is painted maple. For Laminate door styles in Natural Maple, Sienna, Spiceberry, Linen or White finishes, item is finished maple. For Laminate door styles in Natural Cherry finish, item is finished cherry**

Small Button Moulding





SMBTM
- Embossed solid wood
- 2¼″ repeat
- Available in cherry, maple and oak
- **For MDF and Thermofoil door styles, item is painted maple. For Laminate door styles in Natural Maple, Sienna, Spiceberry, Linen or White finishes, item is finished maple. For Laminate door styles in Natural Cherry finish, item is finished cherry**

Finished area of moulding is illustrated on drawings by bold line.
All moulding is 8′ in length unless otherwise noted.

INSET MOULDING (continued)

Rope Moulding





RM3/4
- Solid wood
- Available in cherry, maple, oak and hickory
- Rope moulding is used as an accent piece and may not match exactly
- **For MDF and Thermofoil door styles, item is painted maple. For Laminate door styles in Natural Maple, Sienna, Spiceberry, Linen or White finishes, item is finished maple. For Laminate door styles in Natural Cherry finish, item is finished cherry**

Ribbon Twist Moulding

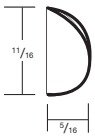



RTM
- Carved solid wood
- Available in cherry and maple
- **For MDF and Thermofoil door styles, item is painted maple. For Laminate door styles in Natural Maple, Sienna, Spiceberry, Linen or White finishes, item is finished maple. For Laminate door styles in Natural Cherry finish, item is finished cherry**

Swirl Inset Moulding

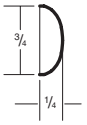



SWIM3/4
- Embossed solid wood
- Available in cherry and maple
- **For MDF and Thermofoil door styles, item is painted maple. For Laminate door styles in Natural Maple, Sienna, Spiceberry, Linen or White finishes, item is finished maple. For Laminate door styles in Natural Cherry finish, item is finished cherry**

Small Reeded Moulding

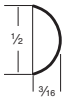



SMRDM
- Carved solid wood
- Available in cherry and maple
- **For MDF and Thermofoil door styles, item is painted maple. For Laminate door styles in Natural Maple, Sienna, Spiceberry, Linen or White finishes, item is finished maple. For Laminate door styles in Natural Cherry finish, item is finished cherry**

Woven Ribbon Moulding

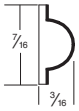



WVRBM
- Embossed solid wood
- Available in cherry, maple and oak
- **For MDF and Thermofoil door styles, item is painted maple. For Laminate door styles in Natural Maple, Sienna, Spiceberry, Linen or White finishes, item is finished maple. For Laminate door styles in Natural Cherry finish, item is finished cherry**

DECORATIVE MOULDING

Acanthus Moulding

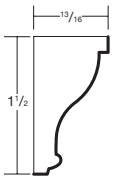

AM
- Solid wood
- Available in cherry, maple, oak and hickory
- **For MDF and Thermofoil door styles, item is painted maple. For Laminate door styles in Natural Maple, Sienna, Spiceberry, Linen or White finishes, item is finished maple. For Laminate door styles in Natural Cherry finish, item is finished cherry**



Decorative Arch Moulding

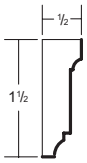

DCAM8
- Carved solid wood
- Available in cherry and maple
- **For MDF and Thermofoil door styles, item is painted maple. For Laminate door styles in Natural Maple, Sienna, Spiceberry, Linen or White finishes, item is finished maple. For Laminate door styles in Natural Cherry finish, item is finished cherry**



Dentil Moulding

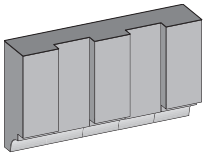

DM
- Solid wood
- Available in cherry, maple, oak and hickory
- **For MDF and Thermofoil door styles, item is painted maple. For Laminate door styles in Natural Maple, Sienna, Spiceberry, Linen or White finishes, item is finished maple. For Laminate door styles in Natural Cherry finish, item is finished cherry**

Grape Leaf Moulding





GPLM8
- Carved solid wood
- ½" Thick
- Available in cherry, maple and oak
- Oak is substituted for hickory
- **For MDF and Thermofoil door styles, item is painted maple. For Laminate door styles in Natural Maple, Sienna, Spiceberry, Linen or White finishes, item is finished maple. For Laminate door styles in Natural Cherry finish, item is finished cherry**

Available in all finishes unless otherwise noted.
3"- 6" Cumulative tolerance allowed on all mouldings.

DECORATIVE MOULDING (continued)

Woven Moulding





WVM
- Carved solid wood
- Available in cherry and maple
- **For MDF and Thermofoil door styles, item is painted maple. For Laminate door styles in Natural Maple, Sienna, Spiceberry, Linen or White finishes, item is finished maple. For Laminate door styles in Natural Cherry finish, item is finished cherry**

FASCIA MOULDING

Beaded Fascia Moulding

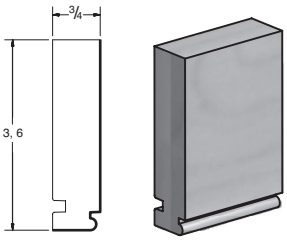

FMB3
FMB6
- Solid wood
- Available in cherry, maple, oak and hickory
- **For MDF and Thermofoil door styles, item is painted maple. For Laminate door styles in Natural Maple, Sienna, Spiceberry, Linen or White finishes, item is finished maple. For Laminate door styles in Natural Cherry finish, item is finished cherry**
- **Mounting Strip sold separately**

Contemporary Fascia Moulding

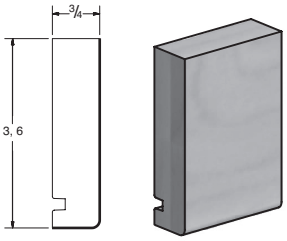

FMC3
FMC6
- Solid wood
- Available in cherry, maple, oak and hickory
- **For MDF and Thermofoil door styles, item is painted maple. For Laminate door styles in Natural Maple, Sienna, Spiceberry, Linen or White finishes, item is finished maple. For Laminate door styles in Natural Cherry finish, item is finished cherry**
- **Mounting Strip sold separately**

Madison Profile Fascia Moulding

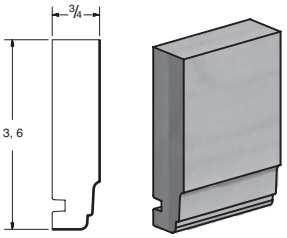

FMM3
FMM6
- Solid wood
- Available in cherry, maple, oak and hickory
- **For MDF and Thermofoil door styles, item is painted maple. For Laminate door styles in Natural Maple, Sienna, Spiceberry, Linen or White finishes, item is finished maple. For Laminate door styles in Natural Cherry finish, item is finished cherry**
- **Mounting Strip sold separately**

FASCIA MOULDING (continued)

Ogee Fascia Moulding

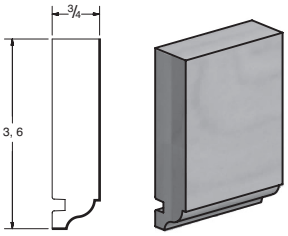

FMO3
FMO6
- Solid wood
- Available in cherry, maple, oak and hickory
- **For MDF and Thermofoil door styles, item is painted maple. For Laminate door styles in Natural Maple, Sienna, Spiceberry, Linen or White finishes, item is finished maple. For Laminate door styles in Natural Cherry finish, item is finished cherry**
- **Mounting Strip sold separately**

Mounting Strip

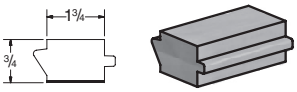

MS8
- Solid wood
- 96″ lengths
- Available in cherry, maple, oak and hickory
- **Fascia and crown sold separately**
- **For MDF and Thermofoil door styles, item is painted maple. For Laminate door styles in Natural Maple, Sienna, Spiceberry, Linen or White finishes, item is finished maple. For Laminate door styles in Natural Cherry finish, item is finished cherry**

SOFFIT MOULDING

Soffit Moulding

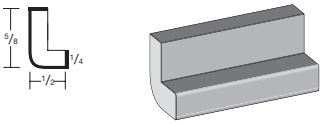

SO3/4
- Solid wood
- Available in cherry, maple, oak and hickory
- **For MDF and Thermofoil door styles, item is painted maple. For Laminate door styles in Natural Maple, Sienna, Spiceberry, Linen or White finishes, item is finished maple. For Laminate door styles in Natural Cherry finish, item is finished cherry**

STACK MOULDING

Contemporary Stack Moulding

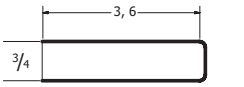

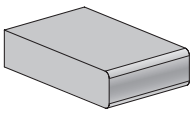

CSM8
CSML8 (6″ Wide)
- Solid wood
- Available in cherry, maple, oak and hickory
- **For MDF and Thermofoil door styles, item is painted maple. For Laminate door styles in Natural Maple, Sienna, Spiceberry, Linen or White finishes, item is finished maple. For Laminate door styles in Natural Cherry finish, item is finished cherry**

Ogee Stack Moulding

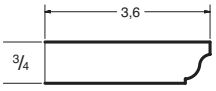

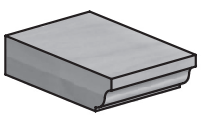

OSM8
OSML8 (6″ Wide)
- Solid wood
- Available in cherry, maple, oak and hickory
- **For MDF and Thermofoil door styles, item is painted maple. For Laminate door styles in Natural Maple, Sienna, Spiceberry, Linen or White finishes, item is finished maple. For Laminate door styles in Natural Cherry finish, item is finished cherry**

Finished area of moulding is illustrated on drawings by bold line.
All moulding is 8′ in length unless otherwise noted.

STACK MOULDING (continued)

Single Bead Stack Moulding

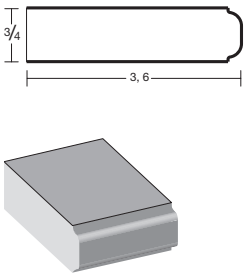

SBSM8

SBSML8 (6″ Wide)

- Solid wood
- Available in cherry, maple, oak and hickory
- **For MDF and Thermofoil door styles, item is painted maple. For Laminate door styles in Natural Maple, Sienna, Spiceberry, Linen or White finishes, item is finished maple. For Laminate door styles in Natural Cherry finish, item is finished cherry**

Triple Bead Stack Moulding

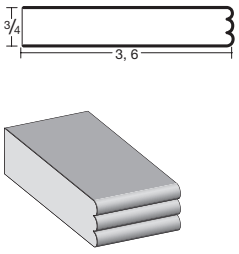

TBSM8

TBSML8 (6″ Wide)

- Solid wood
- Available in cherry, maple, oak and hickory
- **For MDF and Thermofoil door styles, item is painted maple. For Laminate door styles in Natural Maple, Sienna, Spiceberry, Linen or White finishes, item is finished maple. For Laminate door styles in Natural Cherry finish, item is finished cherry**

LIGHT RAIL MOULDING

Contemporary Radius Moulding

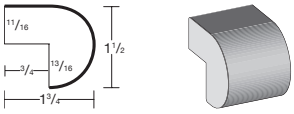

CRM

- Veneer wrapped fiberboard
- **For White Thermofoil door styles, moulding is thermofoiled fiberboard**
- **For MDF and Linen Thermofoil door styles, moulding is painted maple**
- **For Laminate door styles in Natural Maple, Sienna, Spiceberry, Linen or White finishes, item is finished maple. For Laminate door styles in Natural Cherry finish, item is finished cherry**

Cove Light Rail Moulding

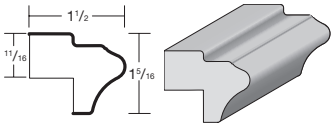

CVLRM8

- Solid wood
- Available in cherry, maple, oak and hickory
- **For MDF and Thermofoil door styles, item is painted maple. For Laminate door styles in Natural Maple, Sienna, Spiceberry, Linen or White finishes, item is finished maple. For Laminate door styles in Natural Cherry finish, item is finished cherry**

Inset Light Rail Moulding

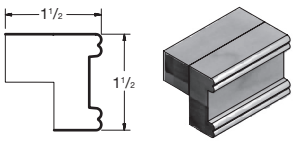

ILRM8

- Solid wood
- Available in cherry, maple, oak and hickory
- **For MDF and Thermofoil door styles, item is painted maple. For Laminate door styles in Natural Maple, Sienna, Spiceberry, Linen or White finishes, item is finished maple. For Laminate door styles in Natural Cherry finish, item is finished cherry**

LIGHT RAIL MOULDING (continued)

Large Cove Light Rail Moulding

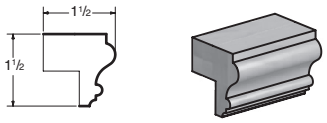

LCVLRM8

- Solid wood
- Available in cherry, maple, oak and hickory
- **For MDF and Thermofoil door styles, item is painted maple. For Laminate door styles in Natural Maple, Sienna, Spiceberry, Linen or White finishes, item is finished maple. For Laminate door styles in Natural Cherry finish, item is finished cherry**

Light Rail Moulding

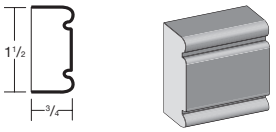

LRM

- Solid wood
- Available in cherry, maple, oak and hickory
- **For MDF and Thermofoil door styles, item is painted maple. For Laminate door styles in Natural Maple, Sienna, Spiceberry, Linen or White finishes, item is finished maple. For Laminate door styles in Natural Cherry finish, item is finished cherry**

Mission Light Rail Moulding

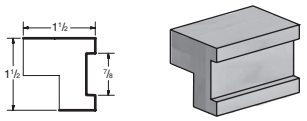

MLRM8

- Solid wood
- Available in cherry, maple and oak
- **For MDF and Thermofoil door styles, item is painted maple. For Laminate door styles in Natural Maple, Sienna, Spiceberry, Linen or White finishes, item is finished maple. For Laminate door styles in Natural Cherry finish, item is finished cherry**

Shaker Light Rail Moulding

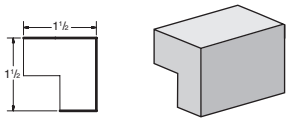

SKLRM

- Solid wood
- Available in cherry, maple and oak
- **For MDF and Thermofoil door styles, item is painted maple. For Laminate door styles in Natural Maple, Sienna, Spiceberry, Linen or White finishes, item is finished maple. For Laminate door styles in Natural Cherry finish, item is finished cherry**

Small Light Rail Moulding

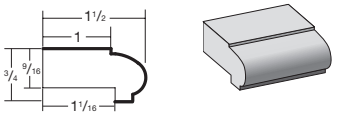

SLRM

- Solid wood
- Available in cherry, maple, oak and hickory
- **For MDF and Thermofoil door styles, item is painted maple. For Laminate door styles in Natural Maple, Sienna, Spiceberry, Linen or White finishes, item is finished maple. For Laminate door styles in Natural Cherry finish, item is finished cherry**

Available in all finishes unless otherwise noted.
3″- 6″ Cumulative tolerance allowed on all mouldings.

LIGHT RAIL MOULDING (continued)

Small Traditional Light Rail Moulding

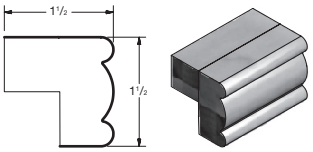

STLRM
- Solid wood
- Available in cherry, maple, oak and hickory
- **For MDF and Thermofoil door styles, item is painted maple. For Laminate door styles in Natural Maple, Sienna, Spiceberry, Linen or White finishes, item is finished maple. For Laminate door styles in Natural Cherry finish, item is finished cherry**

Traditional Light Rail Moulding

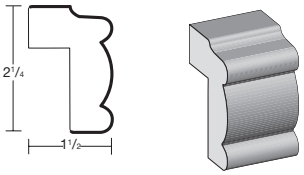

TLRM
- Solid wood
- Available in cherry, maple, oak and hickory
- **For MDF and Thermofoil door styles, item is painted maple. For Laminate door styles in Natural Maple, Sienna, Spiceberry, Linen or White finishes, item is finished maple. For Laminate door styles in Natural Cherry finish, item is finished cherry**

EDGE MOULDING

Bottom Edge Moulding

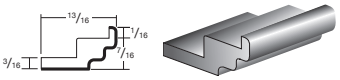

BEM
- Solid wood
- Available in cherry, maple, oak and hickory
- Used to add finished skin to bottom of cabinet
- **For MDF and Thermofoil door styles, item is painted maple. For Laminate door styles in Natural Maple, Sienna, Spiceberry, Linen or White finishes, item is finished maple. For Laminate door styles in Natural Cherry finish, item is finished cherry**

Countertop Edge Moulding Bevel

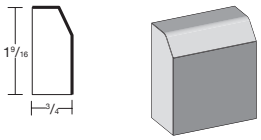

CEMB
- Solid wood
- Available in cherry, maple, oak and hickory
- **For MDF and Thermofoil door styles, item is painted maple. For Laminate door styles in Natural Maple, Sienna, Spiceberry, Linen or White finishes, item is finished maple. For Laminate door styles in Natural Cherry finish, item is finished cherry**

Countertop Edge Moulding Ogee

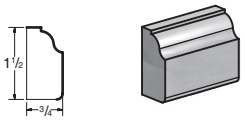

CEMO
- Solid wood
- Available in cherry, maple, oak and hickory
- **For MDF and Thermofoil door styles, item is painted maple. For Laminate door styles in Natural Maple, Sienna, Spiceberry, Linen or White finishes, item is finished maple. For Laminate door styles in Natural Cherry finish, item is finished cherry**

EDGE MOULDING (continued)

Classic Wood Edge Moulding

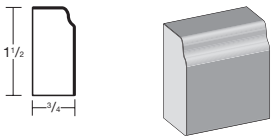

CWE
- Solid wood
- Available in cherry, maple, oak and hickory
- **For MDF and Thermofoil door styles, item is painted maple. For Laminate door styles in Natural Maple, Sienna, Spiceberry, Linen or White finishes, item is finished maple. For Laminate door styles in Natural Cherry finish, item is finished cherry**

Single Bead Edge Moulding



SBEM
- Solid wood
- Available in cherry, maple, oak and hickory
- **For MDF and Thermofoil door styles, item is painted maple. For Laminate door styles in Natural Maple, Sienna, Spiceberry, Linen or White finishes, item is finished maple. For Laminate door styles in Natural Cherry finish, item is finished cherry**

Triple Bead Edge Moulding



TBEM
- Solid wood
- Available in cherry, maple, oak and hickory
- **For MDF and Thermofoil door styles, item is painted maple. For Laminate door styles in Natural Maple, Sienna, Spiceberry, Linen or White finishes, item is finished maple. For Laminate door styles in Natural Cherry finish, item is finished cherry**

BASE MOULDING

Base Moulding

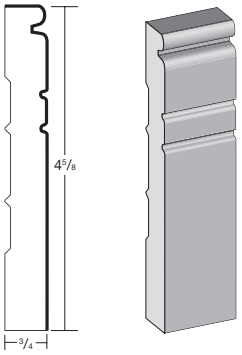

BM
- Solid wood
- Available in cherry, maple, oak and hickory
- **For MDF and Thermofoil door styles, item is painted maple. For Laminate door styles in Natural Maple, Sienna, Spiceberry, Linen or White finishes, item is finished maple. For Laminate door styles in Natural Cherry finish, item is finished cherry**

Classic Base Moulding

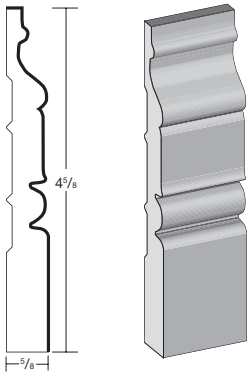

CBM
- Solid wood
- Available in cherry, maple, oak and hickory
- **For MDF and Thermofoil door styles, item is painted maple. For Laminate door styles in Natural Maple, Sienna, Spiceberry, Linen or White finishes, item is finished maple. For Laminate door styles in Natural Cherry finish, item is finished cherry**

Finished area of moulding is illustrated on drawings by bold line. All moulding is 8' in length unless otherwise noted.

BASE MOULDING (continued)

Furniture Base Moulding

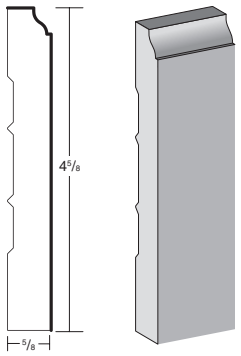

FBM
- Solid wood
- Available in cherry, maple, oak and hickory
- **For MDF and Thermofoil door styles, item is painted maple. For Laminate door styles in Natural Maple, Sienna, Spiceberry, Linen or White finishes, item is finished maple. For Laminate door styles in Natural Cherry finish, item is finished cherry**

MISCELLANEOUS MOULDING

Batten Moulding

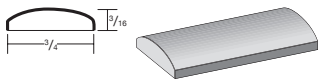

B3/4
- Solid wood
- Available in cherry, maple, oak and hickory
- **For MDF and Thermofoil door styles, item is painted maple. For Laminate door styles in Natural Maple, Sienna, Spiceberry, Linen or White finishes, item is finished maple. For Laminate door styles in Natural Cherry finish, item is finished cherry**

Diagonal Transition Moulding

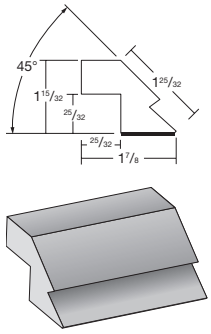

DTM
- Solid wood
- Available in cherry, maple, oak and hickory
- DTM is great for designing tall cabinets in corners
- **For MDF and Thermofoil door styles, item is painted maple. For Laminate door styles in Natural Maple, Sienna, Spiceberry, Linen or White finishes, item is finished maple. For Laminate door styles in Natural Cherry finish, item is finished cherry**

Small Wainscot Cap Moulding

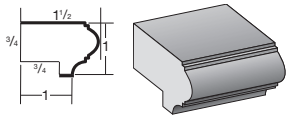

SWCM
- Solid wood
- Available in cherry, maple, oak and hickory
- **For MDF and Thermofoil door styles, item is painted maple. For Laminate door styles in Natural Maple, Sienna, Spiceberry, Linen or White finishes, item is finished maple. For Laminate door styles in Natural Cherry finish, item is finished cherry**

Universal Casing Moulding

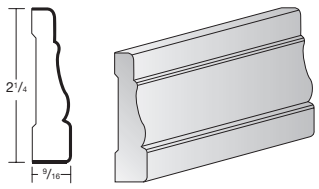

UCM
- Solid wood
- Available in cherry, maple, oak and hickory
- **For MDF and Thermofoil door styles, item is painted maple. For Laminate door styles in Natural Maple, Sienna, Spiceberry, Linen or White finishes, item is finished maple. For Laminate door styles in Natural Cherry finish, item is finished cherry**

MISCELLANEOUS MOULDING (continued)

Wainscot Cap Moulding

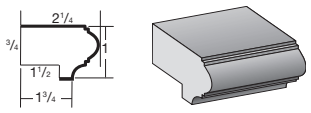

CAPM8
- Solid wood
- Available in cherry, maple, oak and hickory
- **For MDF and Thermofoil door styles, item is painted maple. For Laminate door styles in Natural Maple, Sienna, Spiceberry, Linen or White finishes, item is finished maple. For Laminate door styles in Natural Cherry finish, item is finished cherry**

MISC (CORNER) MOULDING

Corner Moulding

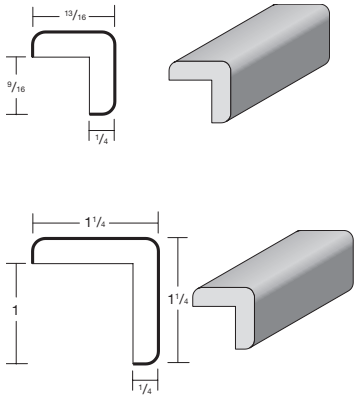

C3/4
C1 1/4
- Solid wood
- Available in cherry, maple, oak and hickory
- **For MDF and Thermofoil door styles, item is painted maple. For Laminate door styles in Natural Maple, Sienna, Spiceberry, Linen or White finishes, item is finished maple. For Laminate door styles in Natural Cherry finish, item is finished cherry**

Inside Corner Moulding

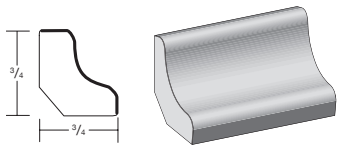

IC3/4
- Solid wood
- Available in cherry, maple, oak and hickory
- **For MDF and Thermofoil door styles, item is painted maple. For Laminate door styles in Natural Maple, Sienna, Spiceberry, Linen or White finishes, item is finished maple. For Laminate door styles in Natural Cherry finish, item is finished cherry**

Angled Inside Corner Moulding

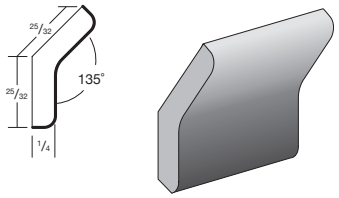

ICM8
- Solid wood
- Available in cherry, maple, oak and hickory
- **For MDF and Thermofoil door styles, item is painted maple. For Laminate door styles in Natural Maple, Sienna, Spiceberry, Linen or White finishes, item is finished maple. For Laminate door styles in Natural Cherry finish, item is finished cherry**

Large Outside Corner Moulding

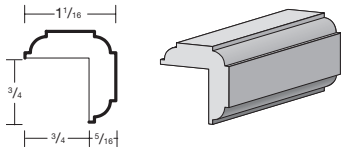

LOC
- Solid wood
- Available in cherry, maple, oak and hickory
- **For MDF and Thermofoil door styles, item is painted maple. For Laminate door styles in Natural Maple, Sienna, Spiceberry, Linen or White finishes, item is finished maple. For Laminate door styles in Natural Cherry finish, item is finished cherry**

Available in all finishes unless otherwise noted.
3"- 6" Cumulative tolerance allowed on all mouldings.

MISC (CORNER) MOULDING (continued)

Angled Outside Corner Moulding

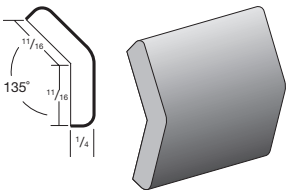

OCM8
- Solid wood
- Available in cherry, maple, oak and hickory
- **For MDF and Thermofoil door styles, item is painted maple. For Laminate door styles in Natural Maple, Sienna, Spiceberry, Linen or White finishes, item is finished maple. For Laminate door styles in Natural Cherry finish, item is finished cherry**

Traditional Inside Corner Moulding

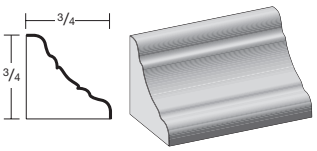

TIC3/4
- Solid wood
- Available in cherry, maple, oak and hickory
- **For MDF and Thermofoil door styles, item is painted maple. For Laminate door styles in Natural Maple, Sienna, Spiceberry, Linen or White finishes, item is finished maple. For Laminate door styles in Natural Cherry finish, item is finished cherry**

MISC (DECORATIVE) MOULDING

Decorative Panel Moulding

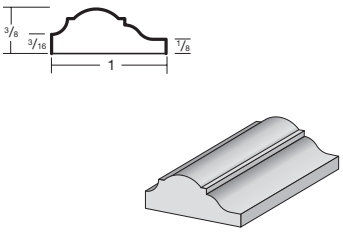

DPM
- Solid wood
- Available in cherry, maple, oak and hickory
- **For MDF and Thermofoil door styles, item is painted maple. For Laminate door styles in Natural Maple, Sienna, Spiceberry, Linen or White finishes, item is finished maple. For Laminate door styles in Natural Cherry finish, item is finished cherry**

Melrose Moulding

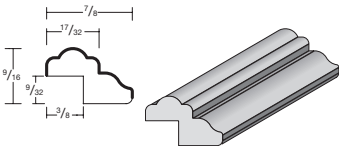

MEL8
- Solid wood
- Profile matches applied moulding on Melrose door style
- Available in cherry, maple, oak and hickory
- **For MDF and Thermofoil door styles, item is painted maple. For Laminate door styles in Natural Maple, Sienna, Spiceberry, Linen or White finishes, item is finished maple. For Laminate door styles in Natural Cherry finish, item is finished cherry**

Ogee Moulding 3/4

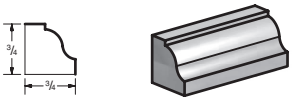

OM3/4
- Solid wood
- Available in cherry, maple, oak and hickory
- **For MDF and Thermofoil door styles, item is painted maple. For Laminate door styles in Natural Maple, Sienna, Spiceberry, Linen or White finishes, item is finished maple. For Laminate door styles in Natural Cherry finish, item is finished cherry**

MISC (FRAME) MOULDING

Decorative Frame Inserts

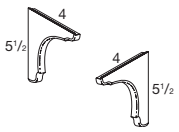

DFL
DFR
- **Must order left or right**
- **For MDF and Thermofoil door styles, item is painted maple. For Laminate door styles in Natural Maple, Sienna, Spiceberry, Linen or White finishes, item is finished maple. For Laminate door styles in Natural Cherry finish, item is finished cherry**

Decorative Mirror Surround Beaded

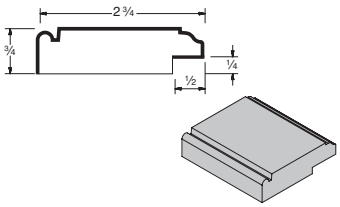

DMSB
- Solid wood
- Available in cherry, maple, oak and hickory
- **For MDF and Thermofoil door styles, item is painted maple. For Laminate door styles in Natural Maple, Sienna, Spiceberry, Linen or White finishes, item is finished maple. For Laminate door styles in Natural Cherry finish, item is finished cherry**

Decorative Mirror Surround Contemporary

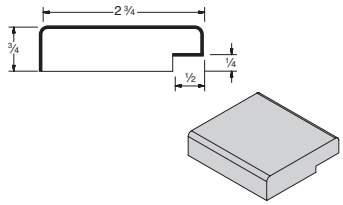

DMSC
- Solid wood
- Available in cherry, maple, oak and hickory
- **For MDF and Thermofoil door styles, item is painted maple. For Laminate door styles in Natural Maple, Sienna, Spiceberry, Linen or White finishes, item is finished maple. For Laminate door styles in Natural Cherry finish, item is finished cherry**

Decorative Mirror Surround Madison

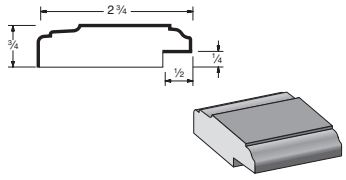

DMSM
- Solid wood
- Available in cherry, maple, oak and hickory
- **For MDF and Thermofoil door styles, item is painted maple. For Laminate door styles in Natural Maple, Sienna, Spiceberry, Linen or White finishes, item is finished maple. For Laminate door styles in Natural Cherry finish, item is finished cherry**

Decorative Mirror Surround Ogee

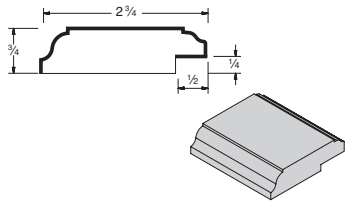

DMSO
- Solid wood
- Available in cherry, maple, oak and hickory
- **For MDF and Thermofoil door styles, item is painted maple. For Laminate door styles in Natural Maple, Sienna, Spiceberry, Linen or White finishes, item is finished maple. For Laminate door styles in Natural Cherry finish, item is finished cherry**

Finished area of moulding is illustrated on drawings by bold line.
All moulding is 8' in length unless otherwise noted.

MISC (FRAME) MOULDING (continued)

Decorative Mirror Surround Square

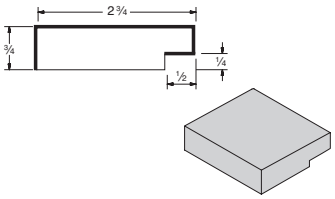

DMSS
- Solid wood
- Available in cherry, maple, oak and hickory
- **For MDF and Thermofoil door styles, item is painted maple. For Laminate door styles in Natural Maple, Sienna, Spiceberry, Linen or White finishes, item is finished maple. For Laminate door styles in Natural Cherry finish, item is finished cherry**

Mirror Frame Moulding Angled

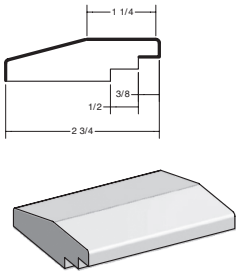

MFMA
- Solid wood
- Available in cherry, maple, oak and hickory
- **For MDF and Thermofoil door styles, item is painted maple. For Laminate door styles in Natural Maple, Sienna, Spiceberry, Linen or White finishes, item is finished maple. For Laminate door styles in Natural Cherry finish, item is finished cherry**

Mirror Frame Moulding Beaded

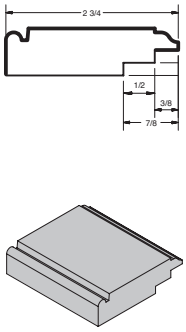

MFMB
- Solid wood
- Available in cherry, maple, oak and hickory
- **For MDF and Thermofoil door styles, item is painted maple. For Laminate door styles in Natural Maple, Sienna, Spiceberry, Linen or White finishes, item is finished maple. For Laminate door styles in Natural Cherry finish, item is finished cherry**

Mirror Frame Moulding Contemporary

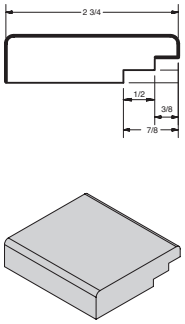

MFMC
- Solid wood
- Available in cherry, maple, oak and hickory
- **For MDF and Thermofoil door styles, item is painted maple. For Laminate door styles in Natural Maple, Sienna, Spiceberry, Linen or White finishes, item is finished maple. For Laminate door styles in Natural Cherry finish, item is finished cherry**

Mirror Frame Moulding Madison

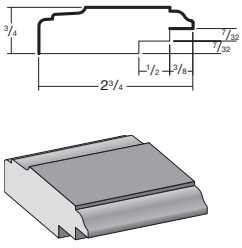

MFMM
- Solid wood
- Available in cherry, maple, oak and hickory
- **For MDF and Thermofoil door styles, item is painted maple. For Laminate door styles in Natural Maple, Sienna, Spiceberry, Linen or White finishes, item is finished maple. For Laminate door styles in Natural Cherry finish, item is finished cherry**

MISC (FRAME) MOULDING (continued)

Mirror Frame Moulding Ogee

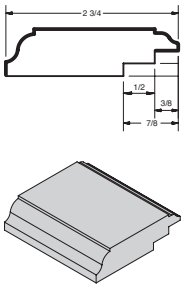

MFMO
- Solid wood
- Available in cherry, maple, oak and hickory
- **For MDF and Thermofoil door styles, item is painted maple. For Laminate door styles in Natural Maple, Sienna, Spiceberry, Linen or White finishes, item is finished maple. For Laminate door styles in Natural Cherry finish, item is finished cherry**

Simple Decorative Mirror Surround Moulding Madison

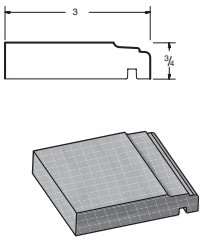

SDMSM
- Solid wood
- Available in cherry, maple, oak and hickory
- **For MDF and Thermofoil door styles, item is painted maple. For Laminate door styles in Natural Maple, Sienna, Spiceberry, Linen or White finishes, item is finished maple. For Laminate door styles in Natural Cherry finish, item is finished cherry**
- **Mounting Strip sold separately**

Plate Rail



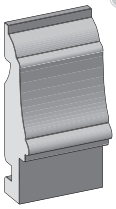

NEW CODE

PR8
- Solid wood
- Available in cherry, maple, oak and hickory
- For a more detailed décor, add a Spindle Rail to the Plate Rail
- Simply mount the Spindle Rail in the groove of the Plate Rail
- **For MDF and Thermofoil door styles, item is painted maple. For Laminate door styles in Natural Maple, Sienna, Spiceberry, Linen or White finishes, item is finished maple. For Laminate door styles in Natural Cherry finish, item is finished cherry**

MISC (SCRIBE) MOULDING

Mission Scribe Moulding

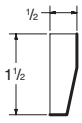

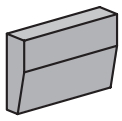

MS1 1/2
- Solid wood
- Available in cherry, maple and oak
- **For MDF and Thermofoil door styles, item is painted maple. For Laminate door styles in Natural Maple, Sienna, Spiceberry, Linen or White finishes, item is finished maple. For Laminate door styles in Natural Cherry finish, item is finished cherry**

Scribe Moulding 3/4





S3/4
- Solid wood
- Available in cherry, maple, oak and hickory
- **For MDF and Thermofoil door styles, item is painted maple. For Laminate door styles in Natural Maple, Sienna, Spiceberry, Linen or White finishes, item is finished maple. For Laminate door styles in Natural Cherry finish, item is finished cherry**

Available in all finishes unless otherwise noted.
3"- 6" Cumulative tolerance allowed on all mouldings.

MISC (SCRIBE) MOULDING (continued)

Scribe Moulding 1 1/4

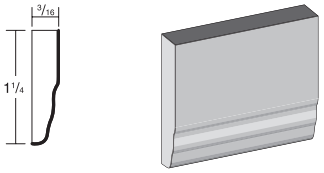

S1 1/4
- Solid wood
- Available in cherry, maple, oak and hickory
- **For MDF and Thermofoil door styles, item is painted maple. For Laminate door styles in Natural Maple, Sienna, Spiceberry, Linen or White finishes, item is finished maple. For Laminate door styles in Natural Cherry finish, item is finished cherry**

Shoe Moulding

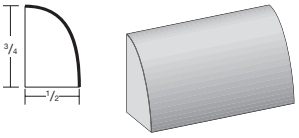

SM3/4
- Solid wood
- Available in cherry, maple, oak and hickory
- **For MDF and Thermofoil door styles, item is painted maple. For Laminate door styles in Natural Maple, Sienna, Spiceberry, Linen or White finishes, item is finished maple. For Laminate door styles in Natural Cherry finish, item is finished cherry**

Simple Scribe Moulding

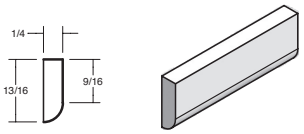

SSM3/4
- Solid wood
- Available in cherry, maple, oak and hickory
- **For MDF and Thermofoil door styles, item is painted maple. For Laminate door styles in Natural Maple, Sienna, Spiceberry, Linen or White finishes, item is finished maple. For Laminate door styles in Natural Cherry finish, item is finished cherry**

MISC SPINDLE

Spindle Rail

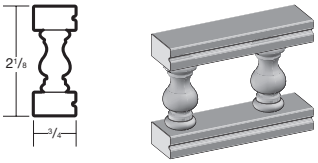

SR
- Solid wood
- **For MDF and Thermofoil door styles, item is painted maple. For Laminate door styles in Natural Maple, Sienna, Spiceberry, Linen or White finishes, item is finished maple. For Laminate door styles in Natural Cherry finish, item is finished cherry**

Spindle Rail Post

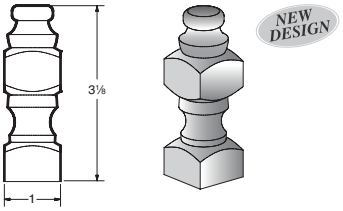

SRP
- Solid wood
- **For MDF and Thermofoil door styles, item is painted maple. For Laminate door styles in Natural Maple, Sienna, Spiceberry, Linen or White finishes, item is finished maple. For Laminate door styles in Natural Cherry finish, item is finished cherry**

MISC (SPLIT) MOULDING

Fluted Split Spindle

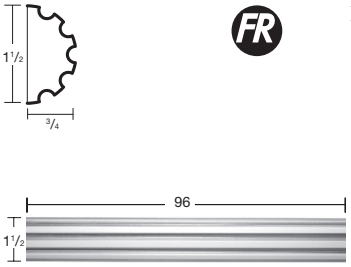

FSS
- 96″ Length
- Trimmable
- Available in solid cherry, maple, oak and hickory
- **For MDF and Thermofoil door styles, item is painted maple. For Laminate door styles in Natural Maple, Sienna, Spiceberry, Linen or White finishes, item is finished maple. For Laminate door styles in Natural Cherry finish, item is finished cherry**

Rope Split Spindle



RPSS
- 96″ Length
- Trimmable
- Available in solid cherry, maple, oak and hickory
- **For MDF and Thermofoil door styles, item is painted maple. For Laminate door styles in Natural Maple, Sienna, Spiceberry, Linen or White finishes, item is finished maple. For Laminate door styles in Natural Cherry finish, item is finished cherry**

Rounded Split Spindle

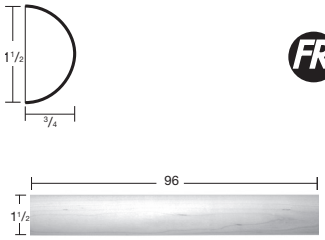

RSS
- 96″ Length
- Trimmable
- Available in solid cherry, maple, oak and hickory
- **For MDF and Thermofoil door styles, item is painted maple. For Laminate door styles in Natural Maple, Sienna, Spiceberry, Linen or White finishes, item is finished maple. For Laminate door styles in Natural Cherry finish, item is finished cherry**

Center Split Spool



CSS
- 1″ Thick
- Available in solid cherry, maple, oak and hickory
- **For MDF and Thermofoil door styles, item is painted maple. For Laminate door styles in Natural Maple, Sienna, Spiceberry, Linen or White finishes, item is finished maple. For Laminate door styles in Natural Cherry finish, item is finished cherry**

Split Spool



SS
- 1¼″ Thick
- Available in solid cherry, maple, oak and hickory
- **For MDF and Thermofoil door styles, item is painted maple. For Laminate door styles in Natural Maple, Sienna, Spiceberry, Linen or White finishes, item is finished maple. For Laminate door styles in Natural Cherry finish, item is finished cherry**

Split Plinth Block



SPB
- 1″ Thick
- Available in solid cherry, maple, oak and hickory
- **For MDF and Thermofoil door styles, item is painted maple. For Laminate door styles in Natural Maple, Sienna, Spiceberry, Linen or White finishes, item is finished maple. For Laminate door styles in Natural Cherry finish, item is finished cherry**

Finished area of moulding is illustrated on drawings by bold line.
All moulding is 8′ in length unless otherwise noted.

LEGS (TABLE)

Classic Decorative Legs

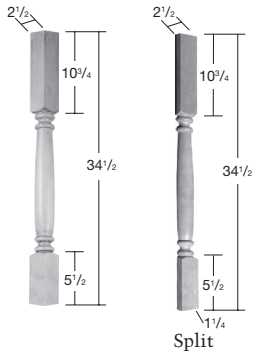

CDL234
SCDL234 (Split)
- Available in cherry, maple and oak
- Oak is substituted for hickory
- **For MDF and Thermofoil door styles, item is painted maple. For Laminate door styles in Natural Maple, Sienna, Spiceberry, Linen or White finishes, item is finished maple. For Laminate door styles in Natural Cherry finish, item is finished cherry**

Classic Fancy Legs

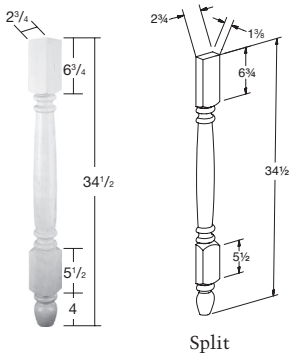

CFL334
SCFL334 (Split)
- Available in cherry, maple, oak and hickory
- **For MDF and Thermofoil door styles, item is painted maple. For Laminate door styles in Natural Maple, Sienna, Spiceberry, Linen or White finishes, item is finished maple. For Laminate door styles in Natural Cherry finish, item is finished cherry**

Country Table Legs

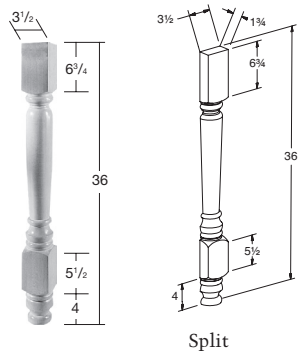

CTL
SCTL (Split)
- Available in cherry, maple, oak and hickory
- **For MDF and Thermofoil door styles, item is painted maple. For Laminate door styles in Natural Maple, Sienna, Spiceberry, Linen or White finishes, item is finished maple. For Laminate door styles in Natural Cherry finish, item is finished cherry**

Designer Classic Leg

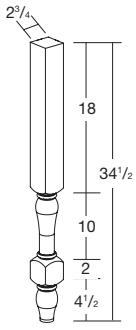

DCL334
- Available in cherry, maple, oak and hickory
- **For MDF and Thermofoil door styles, item is painted maple. For Laminate door styles in Natural Maple, Sienna, Spiceberry, Linen or White finishes, item is finished maple. For Laminate door styles in Natural Cherry finish, item is finished cherry**

LEGS (TABLE) (continued)

Fluted Decorative Legs



FDL234
SFDL234 (Split)
- Available in cherry, maple and oak
- Oak is substituted for hickory
- **For MDF and Thermofoil door styles, item is painted maple. For Laminate door styles in Natural Maple, Sienna, Spiceberry, Linen or White finishes, item is finished maple. For Laminate door styles in Natural Cherry finish, item is finished cherry**

Fluted Fancy Legs

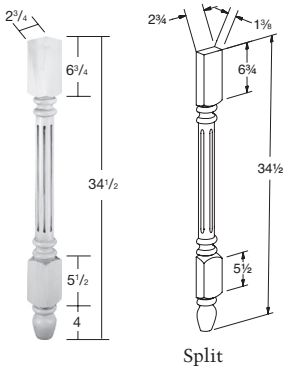

FFL334
SFFL334 (Split)
- Available in cherry, maple, oak and hickory
- **For MDF and Thermofoil door styles, item is painted maple. For Laminate door styles in Natural Maple, Sienna, Spiceberry, Linen or White finishes, item is finished maple. For Laminate door styles in Natural Cherry finish, item is finished cherry**

Reeded Decorative Legs

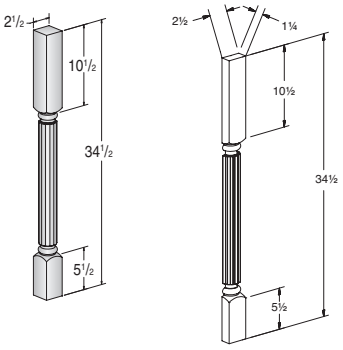

RDDL234
SRDDL234 (Split)
- Available in cherry and maple
- **For MDF and Thermofoil door styles, item is painted maple. For Laminate door styles in Natural Maple, Sienna, Spiceberry, Linen or White finishes, item is finished maple. For Laminate door styles in Natural Cherry finish, item is finished cherry**

Rope Decorative Legs



RDL234
SRDL234 (Split)
- Available in cherry, maple and oak
- Oak is substituted for hickory
- **For MDF and Thermofoil door styles, item is painted maple. For Laminate door styles in Natural Maple, Sienna, Spiceberry, Linen or White finishes, item is finished maple. For Laminate door styles in Natural Cherry finish, item is finished cherry**

Available in all finishes unless otherwise noted.
3"- 6" Cumulative tolerance allowed on all mouldings.

Rope Fancy Legs

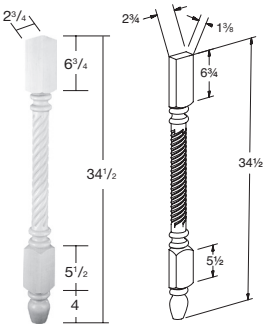

Split

RFL334

SRFL334 (Split)

- Available in cherry, maple, oak and hickory
- **For MDF and Thermofoil door styles, item is painted maple. For Laminate door styles in Natural Maple, Sienna, Spiceberry, Linen or White finishes, item is finished maple. For Laminate door styles in Natural Cherry finish, item is finished cherry**

Shaker Decorative Legs

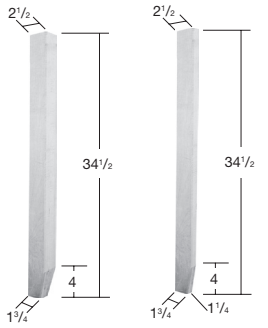

Split

SDL234

SSDL234 (Split)

- Available in cherry, maple, oak and hickory
- **For MDF and Thermofoil door styles, item is painted maple. For Laminate door styles in Natural Maple, Sienna, Spiceberry, Linen or White finishes, item is finished maple. For Laminate door styles in Natural Cherry finish, item is finished cherry**

Shaker Fancy Legs

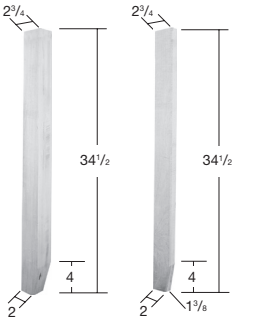

Split

SFL334

SSFL334 (Split)

- Available in cherry, maple, oak and hickory
- **For MDF and Thermofoil door styles, item is painted maple. For Laminate door styles in Natural Maple, Sienna, Spiceberry, Linen or White finishes, item is finished maple. For Laminate door styles in Natural Cherry finish, item is finished cherry**

Stainless Round Leg

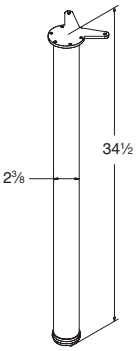

SRL

- Brushed stainless steel
- Mounting hardware and adjustment levelers included

LEGS (TABLE) (continued)

Chunky Classic Table Legs

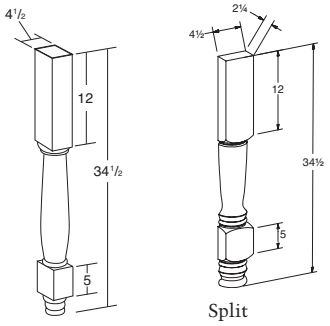

Split

CCTL434

SCCTL434 (Split)

- Available in cherry, maple, oak and hickory
- **For MDF and Thermofoil door styles, item is painted maple. For Laminate door styles in Natural Maple, Sienna, Spiceberry, Linen or White finishes, item is finished maple. For Laminate door styles in Natural Cherry finish, item is finished cherry**

Chunky Fluted Table Legs

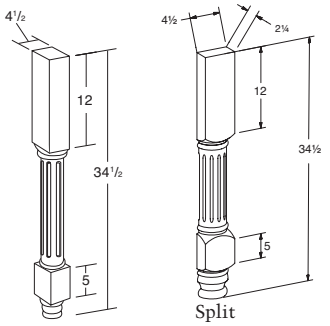

Split

CFTL434

SCFTL434 (Split)

- Available in cherry, maple, oak and hickory
- **For MDF and Thermofoil door styles, item is painted maple. For Laminate door styles in Natural Maple, Sienna, Spiceberry, Linen or White finishes, item is finished maple. For Laminate door styles in Natural Cherry finish, item is finished cherry**

Chunky Mission Table Leg

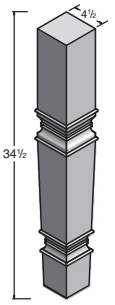

CMTL434

- Available in cherry, maple and oak
- **For MDF and Thermofoil door styles, item is painted maple. For Laminate door styles in Natural Maple, Sienna, Spiceberry, Linen or White finishes, item is finished maple. For Laminate door styles in Natural Cherry finish, item is finished cherry**

Chunky Reeded Table Legs

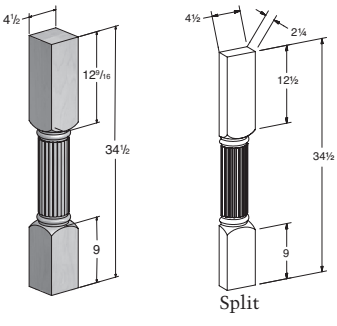

Split

CRDTL434

SCRDTL434 (Split)

- Available in cherry and maple
- **For MDF and Thermofoil door styles, item is painted maple. For Laminate door styles in Natural Maple, Sienna, Spiceberry, Linen or White finishes, item is finished maple. For Laminate door styles in Natural Cherry finish, item is finished cherry**

Chunky Rope Table Legs

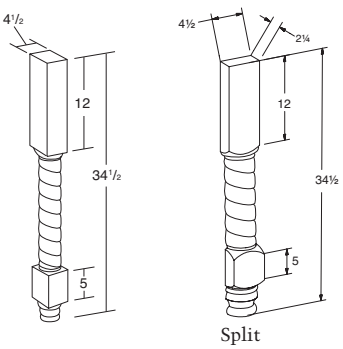

Split

CRTL434

SCRTL434 (Split)

- Available in cherry, maple, oak and hickory
- **For MDF and Thermofoil door styles, item is painted maple. For Laminate door styles in Natural Maple, Sienna, Spiceberry, Linen or White finishes, item is finished maple. For Laminate door styles in Natural Cherry finish, item is finished cherry**

Finished area of moulding is illustrated on drawings by bold line. All moulding is 8' in length unless otherwise noted.

LEGS (TABLE) (continued)

Chunky Shaker Table Legs

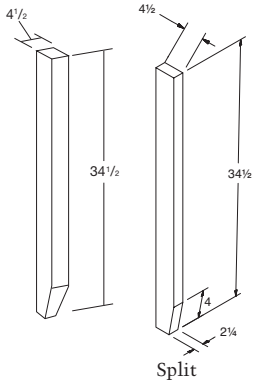

CSTL434
SCSTL434 (Split)
- Available in cherry, maple, oak and hickory
- **For MDF and Thermofoil door styles, item is painted maple. For Laminate door styles in Natural Maple, Sienna, Spiceberry, Linen or White finishes, item is finished maple. For Laminate door styles in Natural Cherry finish, item is finished cherry**

LEGS (TALL)

Classic Decorative Tall Legs

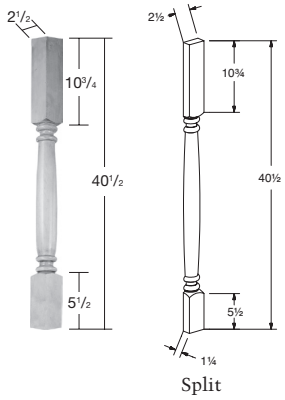

CDTL240
SCDTL240 (Split)
- Available in cherry, maple, oak and hickory
- **For MDF and Thermofoil door styles, item is painted maple. For Laminate door styles in Natural Maple, Sienna, Spiceberry, Linen or White finishes, item is finished maple. For Laminate door styles in Natural Cherry finish, item is finished cherry**

Classic Fancy Legs

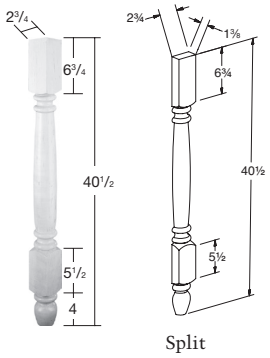

CFL340
SCFL340 (Split)
- Available in cherry, maple, oak and hickory
- **For MDF and Thermofoil door styles, item is painted maple. For Laminate door styles in Natural Maple, Sienna, Spiceberry, Linen or White finishes, item is finished maple. For Laminate door styles in Natural Cherry finish, item is finished cherry**

Designer Classic Leg

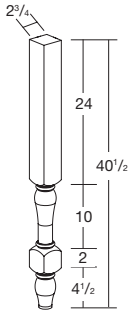

DCL340
- Available in cherry, maple, oak and hickory
- **For MDF and Thermofoil door styles, item is painted maple. For Laminate door styles in Natural Maple, Sienna, Spiceberry, Linen or White finishes, item is finished maple. For Laminate door styles in Natural Cherry finish, item is finished cherry**

LEGS (TALL) (continued)

Fluted Decorative Legs



FDL240
SFDL240 (Split)
- Available in cherry, maple and oak
- Oak is substituted for hickory
- **For MDF and Thermofoil door styles, item is painted maple. For Laminate door styles in Natural Maple, Sienna, Spiceberry, Linen or White finishes, item is finished maple. For Laminate door styles in Natural Cherry finish, item is finished cherry**

Fluted Fancy Legs

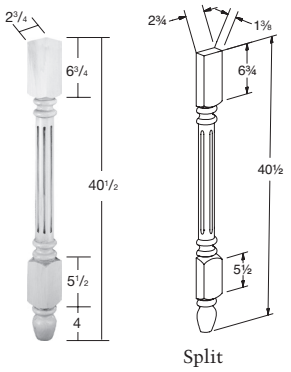

FFL340
SFFL340 (Split)
- Available in cherry, maple, oak and hickory
- **For MDF and Thermofoil door styles, item is painted maple. For Laminate door styles in Natural Maple, Sienna, Spiceberry, Linen or White finishes, item is finished maple. For Laminate door styles in Natural Cherry finish, item is finished cherry**

Reeded Decorative Legs

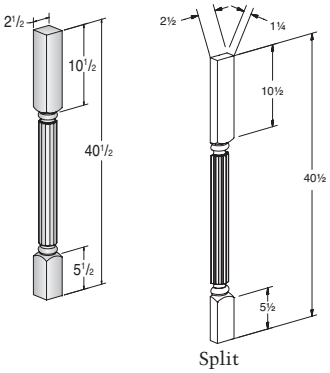

RDDL240
SRDDL240 (Split)
- Available in cherry and maple
- **For MDF and Thermofoil door styles, item is painted maple. For Laminate door styles in Natural Maple, Sienna, Spiceberry, Linen or White finishes, item is finished maple. For Laminate door styles in Natural Cherry finish, item is finished cherry**

Rope Decorative Legs



RDL240
SRDL240 (Split)
- Available in cherry, maple and oak
- Oak is substituted for hickory
- **For MDF and Thermofoil door styles, item is painted maple. For Laminate door styles in Natural Maple, Sienna, Spiceberry, Linen or White finishes, item is finished maple. For Laminate door styles in Natural Cherry finish, item is finished cherry**

Available in all finishes unless otherwise noted.
3"- 6" Cumulative tolerance allowed on all mouldings.

Rope Fancy Legs

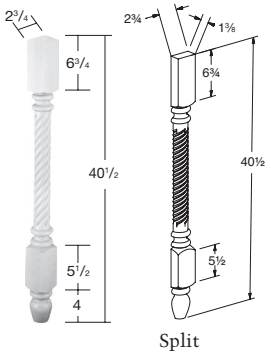

Split

RFL340
SRFL340 (Split)
- Available in cherry, maple, oak and hickory
- **For MDF and Thermofoil door styles, item is painted maple. For Laminate door styles in Natural Maple, Sienna, Spiceberry, Linen or White finishes, item is finished maple. For Laminate door styles in Natural Cherry finish, item is finished cherry**

Shaker Decorative Legs

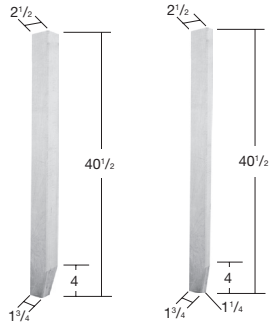

Split

SDL240
SSDL240 (Split)
- Available in cherry, maple, oak and hickory
- **For MDF and Thermofoil door styles, item is painted maple. For Laminate door styles in Natural Maple, Sienna, Spiceberry, Linen or White finishes, item is finished maple. For Laminate door styles in Natural Cherry finish, item is finished cherry**

Shaker Fancy Legs

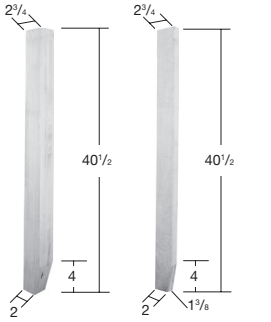

Split

SFL340
SSFL340 (Split)
- Available in cherry, maple, oak and hickory
- **For MDF and Thermofoil door styles, item is painted maple. For Laminate door styles in Natural Maple, Sienna, Spiceberry, Linen or White finishes, item is finished maple. For Laminate door styles in Natural Cherry finish, item is finished cherry**

Chunky Classic Tall Legs

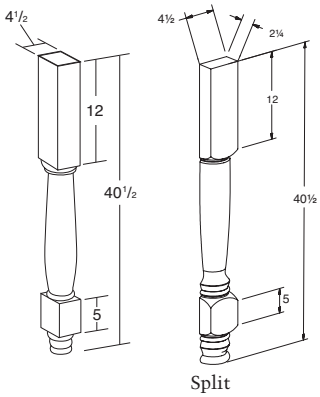

Split

CCTL440
SCCTL440 (Split)
- Available in cherry, maple, oak and hickory
- **For MDF and Thermofoil door styles, item is painted maple. For Laminate door styles in Natural Maple, Sienna, Spiceberry, Linen or White finishes, item is finished maple. For Laminate door styles in Natural Cherry finish, item is finished cherry**

Chunky Fluted Tall Legs

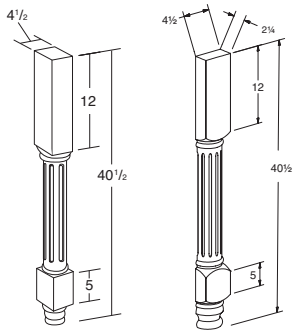

Split

CFTL440
SCFTL440 (Split)
- Available in cherry, maple, oak and hickory
- **For MDF and Thermofoil door styles, item is painted maple. For Laminate door styles in Natural Maple, Sienna, Spiceberry, Linen or White finishes, item is finished maple. For Laminate door styles in Natural Cherry finish, item is finished cherry**

Chunky Mission Tall Leg

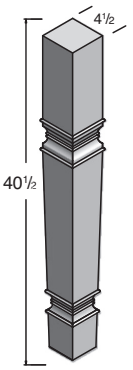

CMTL440
- Available in cherry, maple and oak
- **For MDF and Thermofoil door styles, item is painted maple. For Laminate door styles in Natural Maple, Sienna, Spiceberry, Linen or White finishes, item is finished maple. For Laminate door styles in Natural Cherry finish, item is finished cherry**

Chunky Reeded Table Legs

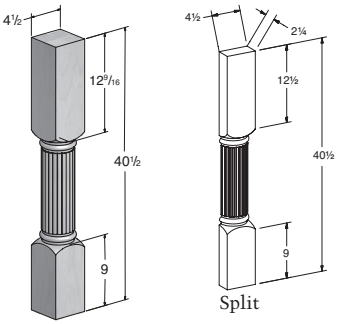

Split

CRDTL440
SCRDTL440 (Split)
- Available in cherry and maple
- **For MDF and Thermofoil door styles, item is painted maple. For Laminate door styles in Natural Maple, Sienna, Spiceberry, Linen or White finishes, item is finished maple. For Laminate door styles in Natural Cherry finish, item is finished cherry**

Chunky Rope Table Legs

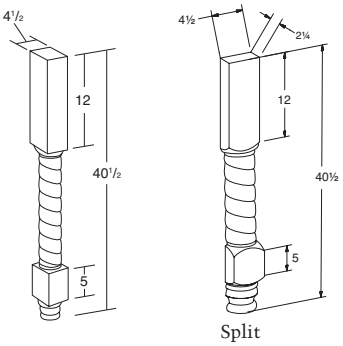

Split

CRTL440
SCRTL440 (Split)
- Available in cherry, maple, oak and hickory
- **For MDF and Thermofoil door styles, item is painted maple. For Laminate door styles in Natural Maple, Sienna, Spiceberry, Linen or White finishes, item is finished maple. For Laminate door styles in Natural Cherry finish, item is finished cherry**

Finished area of moulding is illustrated on drawings by bold line.
All moulding is 8' in length unless otherwise noted.

LEGS (TALL) (continued)

Chunky Shaker Table Legs

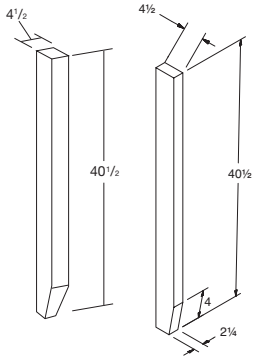

Split

CSTL440
SCSTL440 (Split)
- Available in cherry, maple, oak and hickory
- **For MDF and Thermofoil door styles, item is painted maple. For Laminate door styles in Natural Maple, Sienna, Spiceberry, Linen or White finishes, item is finished maple. For Laminate door styles in Natural Cherry finish, item is finished cherry**

LEGS (POST)

Fluted Square Post



FSP
- Solid wood
- Available in cherry, maple, oak and hickory
- Trimmable
- **For MDF and Thermofoil door styles, item is painted maple. For Laminate door styles in Natural Maple, Sienna, Spiceberry, Linen or White finishes, item is finished maple. For Laminate door styles in Natural Cherry finish, item is finished cherry**

Mission Square Post (4 Sided)

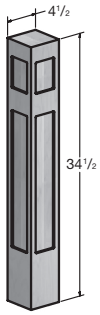

MSP
- Carved solid wood
- Available in cherry, maple and oak
- **For MDF and Thermofoil door styles, item is painted maple. For Laminate door styles in Natural Maple, Sienna, Spiceberry, Linen or White finishes, item is finished maple. For Laminate door styles in Natural Cherry finish, item is finished cherry**

Square Post



SP30W **SP28D**
SP36W **SP31V**
SP39W **SP34B**
SP42W **SP84T**
SP48W **SP90T**
SP54W **SP93T**
SP57W **SP96T**
SP60W
- Solid wood
- Available in cherry, maple, oak and hickory
- Trimmable
- **For MDF and Thermofoil door styles, item is painted maple. For Laminate door styles in Natural Maple, Sienna, Spiceberry, Linen or White finishes, item is finished maple. For Laminate door styles in Natural Cherry finish, item is finished cherry**

FEET

Acanthus Leg

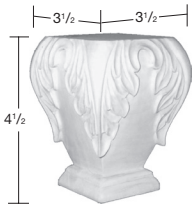

ACL
- Available in cherry and maple
- **For MDF and Thermofoil door styles, item is painted maple. For Laminate door styles in Natural Maple, Sienna, Spiceberry, Linen or White finishes, item is finished maple. For Laminate door styles in Natural Cherry finish, item is finished cherry**

Aluminum Square Foot



ASF
- Matte aluminum finish

Chunky Bun Leg

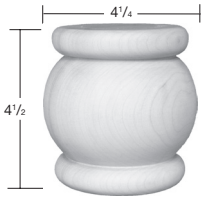

CBL
- Available in cherry, maple and oak
- Oak is substituted for hickory
- **For MDF and Thermofoil door styles, item is painted maple. For Laminate door styles in Natural Maple, Sienna, Spiceberry, Linen or White finishes, item is finished maple. For Laminate door styles in Natural Cherry finish, item is finished cherry**

Classic Foot

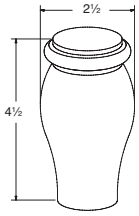

CLF
- Available in cherry, maple, oak and hickory
- **For MDF and Thermofoil door styles, item is painted maple. For Laminate door styles in Natural Maple, Sienna, Spiceberry, Linen or White finishes, item is finished maple. For Laminate door styles in Natural Cherry finish, item is finished cherry**

Corner Foot



CRFT
- Available in cherry, maple, and oak
- Oak is substituted for hickory
- Top not finished
- **For MDF and Thermofoil door styles, item is painted maple. For Laminate door styles in Natural Maple, Sienna, Spiceberry, Linen or White finishes, item is finished maple. For Laminate door styles in Natural Cherry finish, item is finished cherry**

Corner Foot Valance

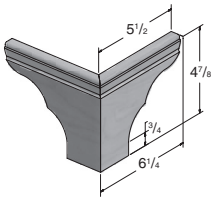

CFV
- Available in cherry, maple, oak and hickory
- Top not finished
- **For MDF and Thermofoil door styles, item is painted maple. For Laminate door styles in Natural Maple, Sienna, Spiceberry, Linen or White finishes, item is finished maple. For Laminate door styles in Natural Cherry finish, item is finished cherry**

Available in all finishes unless otherwise noted.
3"- 6" Cumulative tolerance allowed on all mouldings.

FEET (continued)

Cove Leg



CVLEG
- Available in cherry, maple and oak
- Oak is substituted for hickory
- **For MDF and Thermofoil door styles, item is painted maple. For Laminate door styles in Natural Maple, Sienna, Spiceberry, Linen or White finishes, item is finished maple. For Laminate door styles in Natural Cherry finish, item is finished cherry**

Decorative Mission Foot

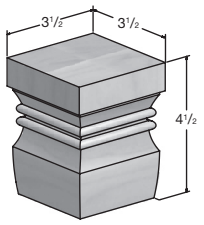

DMF
- Carved solid wood
- Available in cherry, maple and oak
- **For MDF and Thermofoil door styles, item is painted maple. For Laminate door styles in Natural Maple, Sienna, Spiceberry, Linen or White finishes, item is finished maple. For Laminate door styles in Natural Cherry finish, item is finished cherry**

Medium Squat Leg



MSL
- Available in cherry, maple and oak
- Oak is substituted for hickory
- **For MDF and Thermofoil door styles, item is painted maple. For Laminate door styles in Natural Maple, Sienna, Spiceberry, Linen or White finishes, item is finished maple. For Laminate door styles in Natural Cherry finish, item is finished cherry**

Queen Anne Leg

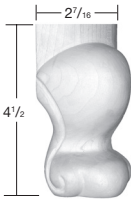

QAL
- Available in cherry, maple and oak
- Oak is substituted for hickory
- **For MDF and Thermofoil door styles, item is painted maple. For Laminate door styles in Natural Maple, Sienna, Spiceberry, Linen or White finishes, item is finished maple. For Laminate door styles in Natural Cherry finish, item is finished cherry**

Reeded Bun Foot



RDBF
- Carved solid wood
- Available in cherry and maple
- **For MDF and Thermofoil door styles, item is painted maple. For Laminate door styles in Natural Maple, Sienna, Spiceberry, Linen or White finishes, item is finished maple. For Laminate door styles in Natural Cherry finish, item is finished cherry**

FEET (continued)

Shaker Leg

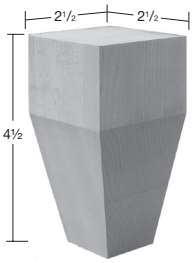

SL
- Tapered on 2 sides
- Available in cherry, maple and oak
- Oak is substituted for hickory
- **For MDF and Thermofoil door styles, item is painted maple. For Laminate door styles in Natural Maple, Sienna, Spiceberry, Linen or White finishes, item is finished maple. For Laminate door styles in Natural Cherry finish, item is finished cherry**

Simple Bun Foot

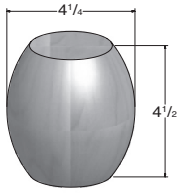

SBF
- Available in cherry, maple and oak
- **For MDF and Thermofoil door styles, item is painted maple. For Laminate door styles in Natural Maple, Sienna, Spiceberry, Linen or White finishes, item is finished maple. For Laminate door styles in Natural Cherry finish, item is finished cherry**

Simple Mission Foot

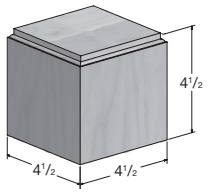

SMF
- Carved solid wood
- Available in cherry, maple and oak
- **For MDF and Thermofoil door styles, item is painted maple. For Laminate door styles in Natural Maple, Sienna, Spiceberry, Linen or White finishes, item is finished maple. For Laminate door styles in Natural Cherry finish, item is finished cherry**

Stainless Angle Foot



SAF
- Brushed stainless steel
- Adjustment levelers included

Stainless Curved Foot

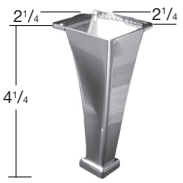

SCF
- Brushed stainless steel

Stainless Leg Round Small



SLRS
- Brushed stainless steel
- Adjustment levelers included

Finished area of moulding is illustrated on drawings by bold line.
All moulding is 8' in length unless otherwise noted.

FEET (continued)

Straight Foot Valance

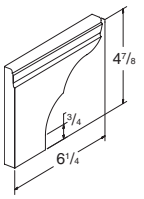

Left Shown

SFTVL
SFTVR
- **Must order left or right**
- Available in cherry, maple, oak and hickory
- Top not finished
- **For MDF and Thermofoil door styles, item is painted maple. For Laminate door styles in Natural Maple, Sienna, Spiceberry, Linen or White finishes, item is finished maple. For Laminate door styles in Natural Cherry finish, item is finished cherry**

Tulip Leg



TL
- Available in cherry, maple and oak
- Oak is substituted for hickory
- **For MDF and Thermofoil door styles, item is painted maple. For Laminate door styles in Natural Maple, Sienna, Spiceberry, Linen or White finishes, item is finished maple. For Laminate door styles in Natural Cherry finish, item is finished cherry**

Woven Leg



WVNL
- Available in cherry and maple
- **For MDF and Thermofoil door styles, item is painted maple. For Laminate door styles in Natural Maple, Sienna, Spiceberry, Linen or White finishes, item is finished maple. For Laminate door styles in Natural Cherry finish, item is finished cherry**

CORBELS

Acanthus Corbels



CBLAN (Narrow)
- Carved solid wood
- Available in cherry, maple and oak
- Oak is substituted for hickory
- **For MDF and Thermofoil door styles, item is painted maple. For Laminate door styles in Natural Maple, Sienna, Spiceberry, Linen or White finishes, item is finished maple. For Laminate door styles in Natural Cherry finish, item is finished cherry**

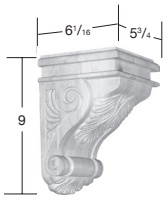

CBLAM (Medium)
- Carved solid wood
- Available in cherry, maple and oak
- Oak is substituted for hickory
- **For MDF and Thermofoil door styles, item is painted maple. For Laminate door styles in Natural Maple, Sienna, Spiceberry, Linen or White finishes, item is finished maple. For Laminate door styles in Natural Cherry finish, item is finished cherry**



CBLAS (Small)
- Carved solid wood
- Available in cherry, maple and oak
- Oak is substituted for hickory
- **For MDF and Thermofoil door styles, item is painted maple. For Laminate door styles in Natural Maple, Sienna, Spiceberry, Linen or White finishes, item is finished maple. For Laminate door styles in Natural Cherry finish, item is finished cherry**

CORBELS (continued)

Cove Corbels



CBLCVL (Large)
- Carved solid wood
- Available in cherry, maple and oak
- Oak is substituted for hickory
- **For MDF and Thermofoil door styles, item is painted maple. For Laminate door styles in Natural Maple, Sienna, Spiceberry, Linen or White finishes, item is finished maple. For Laminate door styles in Natural Cherry finish, item is finished cherry**



CBLCVM (Medium)
- Carved solid wood
- Available in cherry, maple and oak
- Oak is substituted for hickory
- **For MDF and Thermofoil door styles, item is painted maple. For Laminate door styles in Natural Maple, Sienna, Spiceberry, Linen or White finishes, item is finished maple. For Laminate door styles in Natural Cherry finish, item is finished cherry**



CBLCVS (Small)
- Carved solid wood
- Available in cherry, maple and oak
- Oak is substituted for hickory
- **For MDF and Thermofoil door styles, item is painted maple. For Laminate door styles in Natural Maple, Sienna, Spiceberry, Linen or White finishes, item is finished maple. For Laminate door styles in Natural Cherry finish, item is finished cherry**

Grape Corbels



CBLGPN (Narrow)
- Carved solid wood
- Available in cherry, maple and oak
- Oak is substituted for hickory
- **For MDF and Thermofoil door styles, item is painted maple. For Laminate door styles in Natural Maple, Sienna, Spiceberry, Linen or White finishes, item is finished maple. For Laminate door styles in Natural Cherry finish, item is finished cherry**



CBLGPM (Medium)
- Carved solid wood
- Available in cherry, maple and oak
- Oak is substituted for hickory
- **For MDF and Thermofoil door styles, item is painted maple. For Laminate door styles in Natural Maple, Sienna, Spiceberry, Linen or White finishes, item is finished maple. For Laminate door styles in Natural Cherry finish, item is finished cherry**



CBLGPS (Small)
- Carved solid wood
- Available in cherry, maple and oak
- Oak is substituted for hickory
- **For MDF and Thermofoil door styles, item is painted maple. For Laminate door styles in Natural Maple, Sienna, Spiceberry, Linen or White finishes, item is finished maple. For Laminate door styles in Natural Cherry finish, item is finished cherry**

Available in all finishes unless otherwise noted.
3"- 6" Cumulative tolerance allowed on all mouldings.

Grape and Leaf Corbel



CBLLFGPL (Large)
- Carved solid wood
- Available in cherry, maple and oak
- Oak is substituted for hickory
- **For MDF and Thermofoil door styles, item is painted maple. For Laminate door styles in Natural Maple, Sienna, Spiceberry, Linen or White finishes, item is finished maple. For Laminate door styles in Natural Cherry finish, item is finished cherry**

Mission Corbels



CBLMN (Narrow)
- Carved solid wood
- Available in cherry, maple and oak
- **For MDF and Thermofoil door styles, item is painted maple. For Laminate door styles in Natural Maple, Sienna, Spiceberry, Linen or White finishes, item is finished maple. For Laminate door styles in Natural Cherry finish, item is finished cherry**

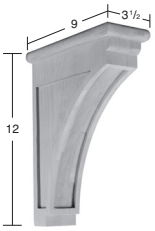

CBLML (Large)
- Carved solid wood
- Available in cherry, maple and oak
- **For MDF and Thermofoil door styles, item is painted maple. For Laminate door styles in Natural Maple, Sienna, Spiceberry, Linen or White finishes, item is finished maple. For Laminate door styles in Natural Cherry finish, item is finished cherry**

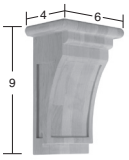

CBLMM (Medium)
- Carved solid wood
- Available in cherry, maple and oak
- **For MDF and Thermofoil door styles, item is painted maple. For Laminate door styles in Natural Maple, Sienna, Spiceberry, Linen or White finishes, item is finished maple. For Laminate door styles in Natural Cherry finish, item is finished cherry**

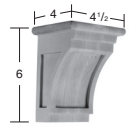

CBLMS (Small)
- Carved solid wood
- Available in cherry, maple and oak
- **For MDF and Thermofoil door styles, item is painted maple. For Laminate door styles in Natural Maple, Sienna, Spiceberry, Linen or White finishes, item is finished maple. For Laminate door styles in Natural Cherry finish, item is finished cherry**

Olive Leaf Corbels



CBLOLL (Large)
- Carved solid wood
- Available in cherry and maple
- **For MDF and Thermofoil door styles, item is painted maple. For Laminate door styles in Natural Maple, Sienna, Spiceberry, Linen or White finishes, item is finished maple. For Laminate door styles in Natural Cherry finish, item is finished cherry**



CBLOLM (Medium)
- Carved solid wood
- Available in cherry and maple
- **For MDF and Thermofoil door styles, item is painted maple. For Laminate door styles in Natural Maple, Sienna, Spiceberry, Linen or White finishes, item is finished maple. For Laminate door styles in Natural Cherry finish, item is finished cherry**



CBLOLS (Small)
- Carved solid wood
- Available in cherry and maple
- **For MDF and Thermofoil door styles, item is painted maple. For Laminate door styles in Natural Maple, Sienna, Spiceberry, Linen or White finishes, item is finished maple. For Laminate door styles in Natural Cherry finish, item is finished cherry**

Traditional Corbels

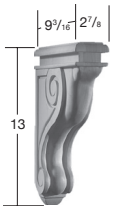

CBLTN (Narrow)
- Carved solid wood
- Available in cherry, maple and oak
- Oak is substituted for hickory
- **For MDF and Thermofoil door styles, item is painted maple. For Laminate door styles in Natural Maple, Sienna, Spiceberry, Linen or White finishes, item is finished maple. For Laminate door styles in Natural Cherry finish, item is finished cherry**

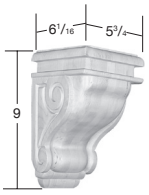

CBLTM (Medium)
- Carved solid wood
- Available in cherry, maple and oak
- Oak is substituted for hickory
- **For MDF and Thermofoil door styles, item is painted maple. For Laminate door styles in Natural Maple, Sienna, Spiceberry, Linen or White finishes, item is finished maple. For Laminate door styles in Natural Cherry finish, item is finished cherry**



CBLTS (Small)
- Carved solid wood
- Available in cherry, maple and oak
- Oak is substituted for hickory
- **For MDF and Thermofoil door styles, item is painted maple. For Laminate door styles in Natural Maple, Sienna, Spiceberry, Linen or White finishes, item is finished maple. For Laminate door styles in Natural Cherry finish, item is finished cherry**

CORBELS (continued)

Woven Corbels

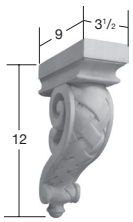

CBLWVL (Large)
- Carved solid wood
- Available in cherry and maple
- **For MDF and Thermofoil door styles, item is painted maple. For Laminate door styles in Natural Maple, Sienna, Spiceberry, Linen or White finishes, item is finished maple. For Laminate door styles in Natural Cherry finish, item is finished cherry**



CBLWVN (Narrow)
- Carved solid wood
- Available in cherry and maple
- **For MDF and Thermofoil door styles, item is painted maple. For Laminate door styles in Natural Maple, Sienna, Spiceberry, Linen or White finishes, item is finished maple. For Laminate door styles in Natural Cherry finish, item is finished cherry**



CBLWVM (Medium)
- Carved solid wood
- Available in cherry and maple
- **For MDF and Thermofoil door styles, item is painted maple. For Laminate door styles in Natural Maple, Sienna, Spiceberry, Linen or White finishes, item is finished maple. For Laminate door styles in Natural Cherry finish, item is finished cherry**



CBLWVS (Small)
- Carved solid wood
- Available in cherry and maple
- **For MDF and Thermofoil door styles, item is painted maple. For Laminate door styles in Natural Maple, Sienna, Spiceberry, Linen or White finishes, item is finished maple. For Laminate door styles in Natural Cherry finish, item is finished cherry**

ONLAYS

Acanthus Trim Onlay



ONLAYACT
- 2 Stamped plywood carvings included
- Available in cherry, maple and oak
- Oak is substituted for hickory
- **For MDF and Thermofoil door styles, item is painted maple. For Laminate door styles in Natural Maple, Sienna, Spiceberry, Linen or White finishes, item is finished maple. For Laminate door styles in Natural Cherry finish, item is finished cherry**

Acanthus Onlay

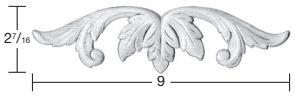

ONLAYAC
- Stamped plywood carving
- **Birch is substituted for all species**
- **For Laminate, MDF and Thermofoil door styles, item is finished birch.**

ONLAYS (continued)

Large Acanthus Onlay



ONLAYAH
- Carved solid cherry, maple and oak
- Oak is substituted for hickory
- **For MDF and Thermofoil door styles, item is painted maple. For Laminate door styles in Natural Maple, Sienna, Spiceberry, Linen or White finishes, item is finished maple. For Laminate door styles in Natural Cherry finish, item is finished cherry**

Corinthian Onlay

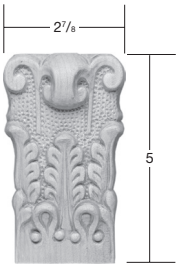

ONLAYCP
- Carved solid cherry, maple or beech
- Beech is substituted for oak and hickory
- **For MDF and Thermofoil door styles, item is painted maple. For Laminate door styles in Natural Maple, Sienna, Spiceberry, Linen or White finishes, item is finished maple. For Laminate door styles in Natural Cherry finish, item is finished cherry**

Large Corinthian Onlay

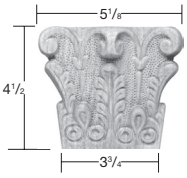

ONLAYCPLG
- Carved solid cherry or maple only
- **For MDF and Thermofoil door styles, item is painted maple. For Laminate door styles in Natural Maple, Sienna, Spiceberry, Linen or White finishes, item is finished maple. For Laminate door styles in Natural Cherry finish, item is finished cherry**

Small Grape Onlay



ONLAYGPS
- Carved solid wood
- Available in cherry, maple and oak
- Oak is substituted for hickory
- **For MDF and Thermofoil door styles, item is painted maple. For Laminate door styles in Natural Maple, Sienna, Spiceberry, Linen or White finishes, item is finished maple. For Laminate door styles in Natural Cherry finish, item is finished cherry**

Medium Grape Onlay

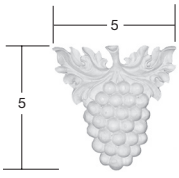

ONLAYGPM
- Carved solid wood
- Available in cherry, maple and oak
- Oak is substituted for hickory
- **For MDF and Thermofoil door styles, item is painted maple. For Laminate door styles in Natural Maple, Sienna, Spiceberry, Linen or White finishes, item is finished maple. For Laminate door styles in Natural Cherry finish, item is finished cherry**

Available in all finishes unless otherwise noted.
3″- 6″ Cumulative tolerance allowed on all mouldings.

ONLAYS (continued)

Large Grape Onlay

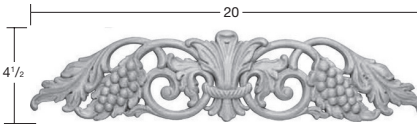

ONLAYGPL
- Carved solid wood
- Available in cherry, maple and oak
- Oak is substituted for hickory
- **For MDF and Thermofoil door styles, item is painted maple. For Laminate door styles in Natural Maple, Sienna, Spiceberry, Linen or White finishes, item is finished maple. For Laminate door styles in Natural Cherry finish, item is finished cherry**

Large Olive Leaf Onlay

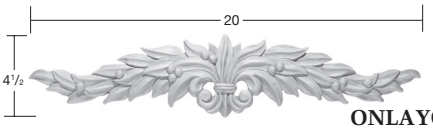

ONLAYOLL
- Carved solid wood
- Available in cherry and maple
- **For MDF and Thermofoil door styles, item is painted maple. For Laminate door styles in Natural Maple, Sienna, Spiceberry, Linen or White finishes, item is finished maple. For Laminate door styles in Natural Cherry finish, item is finished cherry**

Starburst Onlay



ONLAYSB
- Stamped plywood carving
- Available in cherry, maple, oak and hickory
- **For MDF and Thermofoil door styles, item is painted maple. For Laminate door styles in Natural Maple, Sienna, Spiceberry, Linen or White finishes, item is finished maple. For Laminate door styles in Natural Cherry finish, item is finished cherry**

Large Woven Onlay



ONLAYWV
- Carved solid wood
- Available in cherry and maple only
- **For MDF and Thermofoil door styles, item is painted maple. For Laminate door styles in Natural Maple, Sienna, Spiceberry, Linen or White finishes, item is finished maple. For Laminate door styles in Natural Cherry finish, item is finished cherry**

PLINTHS & ROSETTES

Plinths

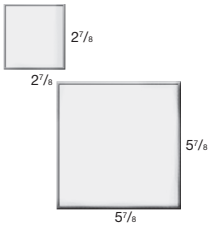

P3
P6
- ¾" Solid wood
- Finished front and four edges
- Available in cherry, maple, oak and hickory
- **For MDF and Thermofoil door styles, item is painted maple. For Laminate door styles in Natural Maple, Sienna, Spiceberry, Linen or White finishes, item is finished maple. For Laminate door styles in Natural Cherry finish, item is finished cherry**

PLINTHS & ROSETTES (continued)

Rosettes

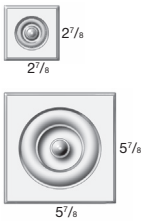

R3
R6
- ¾" Thick
- Solid wood
- Available in cherry, maple, oak and hickory
- **For MDF and Thermofoil door styles, item is painted maple. For Laminate door styles in Natural Maple, Sienna, Spiceberry, Linen or White finishes, item is finished maple. For Laminate door styles in Natural Cherry finish, item is finished cherry**

Floral Rosette

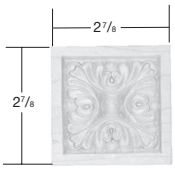

FR3
- Available in cherry and maple
- **For MDF and Thermofoil door styles, item is painted maple. For Laminate door styles in Natural Maple, Sienna, Spiceberry, Linen or White finishes, item is finished maple. For Laminate door styles in Natural Cherry finish, item is finished cherry**

Mission Rosettes



MR3
MR6
- ¾" Thick
- Solid wood
- Available in cherry, maple and oak
- **For MDF and Thermofoil door styles, item is painted maple. For Laminate door styles in Natural Maple, Sienna, Spiceberry, Linen or White finishes, item is finished maple. For Laminate door styles in Natural Cherry finish, item is finished cherry**

Olive Leaf Rosette



OLR3
- Carved solid wood
- Available in cherry and maple
- **For MDF and Thermofoil door styles, item is painted maple. For Laminate door styles in Natural Maple, Sienna, Spiceberry, Linen or White finishes, item is finished maple. For Laminate door styles in Natural Cherry finish, item is finished cherry**

Woven Rosettes

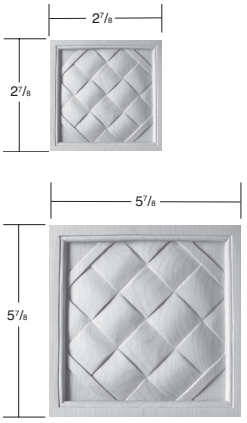

WVR3
WVR6
- Carved solid wood
- Available in cherry and maple
- **For MDF and Thermofoil door styles, item is painted maple. For Laminate door styles in Natural Maple, Sienna, Spiceberry, Linen or White finishes, item is finished maple. For Laminate door styles in Natural Cherry finish, item is finished cherry**

Finished area of moulding is illustrated on drawings by bold line. All moulding is 8' in length unless otherwise noted.

Sunny | Puck Light

LED 12vDC





Finishes

Our Most Popular Puck Light, Updated.

We've taken our Sunny Puck Lights and updated them for 2016. Featuring an optically enhanced lens with highly efficient LEDs Sunny remains the best performance to value ratio in the industry. Available in Warm White Color Temperature with Black, White, Chrome, Nickel and Oil Rubbed Bronze finishes.

Product Features

- Available in Warm White 3000K
- 1.3W 90 Lumens
- 12Vdc Low Voltage
- Class II with Plug & Play connectivity
- New Optically Enhanced Lensing
- Available in Kitted Versions
- The Most Versatile Puck Light
- Mounts with 58mm (2 9/32") Hole

Code	List Price	F	3-Pc Code	List Price	5-Pc Code	List Price
C4637	$83	Black	C4608	$269	C4613	$434
C4638	$83	White	C4609	$269	C4614	$434
C4639	$83	ORB	C4610	$269	C4615	$434
C4640	$83	Chrome	C4611	$269	C4616	$434
C4641	$83	Nickel	C4612	$269	C4617	$434

Acc.	List Price	Item
C4627	$10	Extension Cable 1M (39 3/8")
C4628	$15	Extension Cable 2M (78")
C4601	$90	12V 30W Driver w/ 12 Port Mini-D
C4605	$186	Bali Switch Touch/Dim w/ 12 Way Dist.
C4606	$186	Malindi Switch Touch/Dim w/ 12 Way Dist.

Photometrics

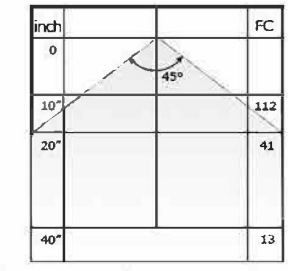

Lumen 95 | Lm/W 89 | CRI >80

Dimensions

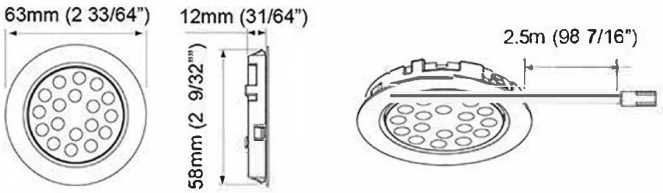

Nube | Puck Light





No-Diode Look in the Smallest Package

We've taken Moonlight and made it smaller, introducing Nube. Mounts recessed in a 35mm or 58mm hole and features our no-diode look opaque lens. Available in Nickel finishes. Surface Trim Ring is optional.

Product Features

- Available in Warm White 3000K
- 1.8W 90 Lumens for 35mm Version
- 2.5W 150 Lumens for 58mm Version
- 12Vdc Low Voltage
- Class II with Plug & Play connectivity
- Available Surface Trim Ring
- Mounts with 35mm (1 3/8") or 58mm (2 9/32") Hole

Code	List Price	F	Dia.	Lumen
C4689	$30	Nickel	35mm	90
C4691	$36	Nickel	58mm	150

Spacer

C4690	$3	Nickel	35mm
C4692	$4	Nickel	58mm

Photometrics

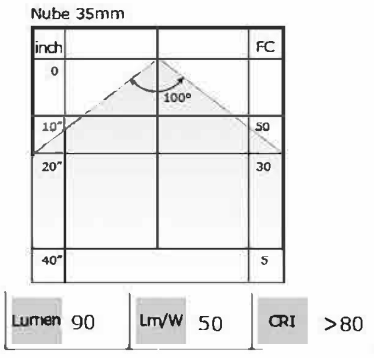

Dimensions

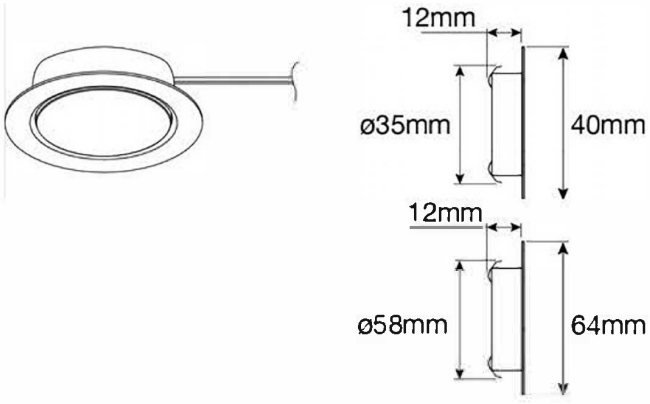

Nova Plus | Puck Light





The Brightest Puck Light in the Industry

Nova Plus offers the Brightest Puck in the Industry producing 220 Lumens at 3.2W. We've increased its versatility by offering our Emotion Color-Changing White Technology. Available in Stainless Steel finishes. Surface Trim Ring is optional. Also available in Kits.

Product Features

- Available in Warm White 3000K or Emotion
- 3.2W 220 Lumens
- 12Vdc Low Voltage
- Class II with Plug & Play connectivity
- Available Surface Trim Ring
- Available in Kitted Versions
- Mounts with 68mm (2 11/32") Hole

Code	List Price	F	3-Pc Code	List Price	5-Pc Code	List Price
C4674	$82	Steel	C4621	$309	C4622	$502
Emotion						
C4680	$155	Chrome				
C4681	$155	Steel				

Acc.	List Price	Item
C4627	$10	Extension Cable 1M (39 3/8")
C4628	$15	Extension Cable 2M (78")
C4601	$90	12V 30W Driver w/ 12 Port Mini-D
C4605	$186	Bali Switch Touch/Dim w/ 12 Way Dist.
C4688	$141	Emotion Touch Switch Recessed
C4682	$16	Nova Plus Surface Trim Ring Chrome
C4683	$16	Nova Plus Surface Trim Ring Steel

Photometrics

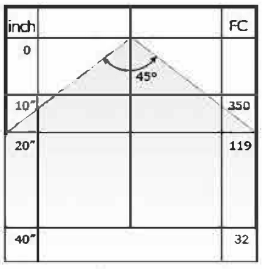

Lumen	220	Lm/W	68.7	CRI	>80

Dimensions

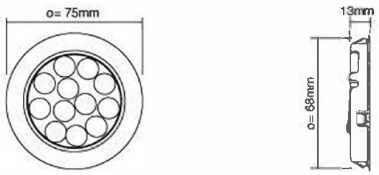

Moonlight | Puck Light



No-Diode Look for the Cleanest Illumination

Moonlight offers clean smooth illumination is a small recessed package. Works great inside or under cabinets. Comes in Warm White 3000K or Emotion Color-Changing White. Available in White and Nickel finishes. Surface Trim Ring is optional.

Product Features

- Available in Warm White 3000K or Emotion
- 3.5W 145 Lumens
- 12Vdc Low Voltage
- Class II with Plug & Play connectivity
- Available Surface Trim Ring
- Mounts with 58mm (2 9/32") Hole

Code	List Price	F
C4684	$98	White
C4685	$98	Nickel
C4686	$11	White Surface Trim Ring
C4687	$11	Nickel Surface Trim Ring
C4688	$141	Emotion Touch Switch Recessed

Acc.	List Price	Item
C4627	$10	Extension Cable 1M (39 3/8")
C4628	$15	Extension Cable 2M (78")
C4601	$90	12V 30W Driver w/ 12 Port Mini-D
C4605	$186	Bali Switch Touch/Dim w/ 12 Way Dist.
C4606	$186	Malindi Switch Touch/Dim w/ 12 Way Dist.

Photometrics

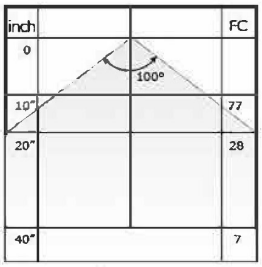

Lumen	145	Lm/W	41	CRI	>80

Dimensions

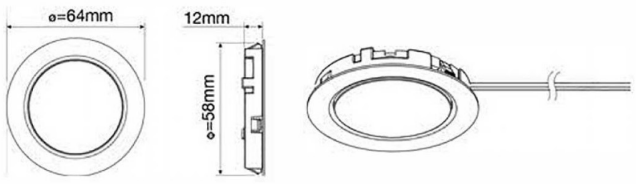

Bali | Linear

LED 12vDC



Finish

Our Classic Linear Fixture Reinvented

Bali returns with a new profile updated to reduce glare and increase its versatility. It comes standard with wood clips but can also be outfitted with magnet clips for metal. Now available in standard color temperatures or Emotion color-changing technology. Bali comes standard with an opaque lens for smooth illumination.

Product Features

- Available in Warm White 3000K or Emotion 3000-6000K
- 12Vdc Low Voltage
- Class II with Plug & Play connectivity
- Can be dimmed through low voltage switching or with our Dimming LED Driver
- Opaque Lensing for No-Dot ilumination

Code	List Price	W	L ft	L mm	Lumen
C4670	$268	9W	22 ¼	565	750
C4671	$294	11.4W	27 15/16	710	967
C4672	$315	14W	34 ¼	870	1207

-Bali is available with Emotion Technology upon request

Acc.	List Price	Item
C4627	$10	Extension Cable 1M (39 3/8")
C4628	$15	Extension Cable 2M (78")
C4601	$90	12V 30W Driver w/ 12 Port Mini-D
C4605	$186	Bali Switch Touch/Dim w/ 12 Way Dist.
C4606	$186	Malindi Switch Touch/Dim w/ 12 Way Dist.

Photometrics

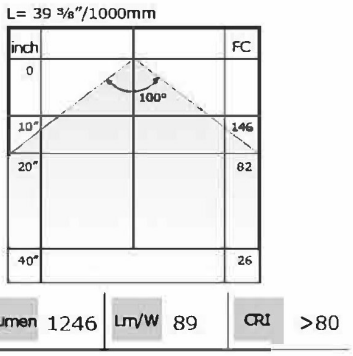

Dimensions

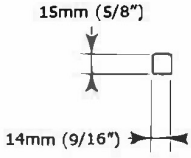

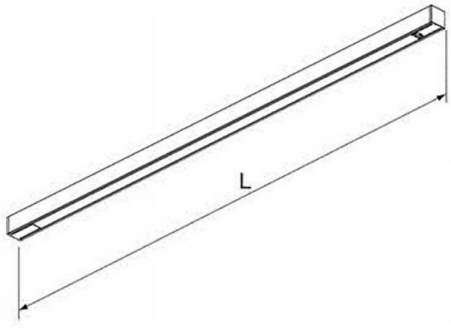

Malindi | Linear



LED 12vDC



Finish

Beauty meets Illumination

Malindi features the newest LED technology in a clean recessed package. Features an opaque lens with a no-diode look to provide smooth illumination. Now available in standard color temperatures or Emotion color-changing technology.

Product Features

- Available in Warm White 3000K or Emotion 3000-6000K
- 12Vdc Low Voltage
- Class II with Plug & Play connectivity
- Can be dimmed through low voltage switching or with our Dimming LED Driver
- Opaque Lensing for No-Dot ilumination

Code	List Price	W	L "	L mm	Lumen
C4667	$176	5.5W	14 ½	372	450
C4668	$207	7.4W	19 ⅜	500	693
C4679	$240	12W	30	760	1050
C4669	$346	15.9W	39 ⅜	1000	1387

-Malindi is available with Emotion Technology upon request

Acc.	List Price	Item
C4627	$10	Extension Cable 1M (39 ⅜")
C4628	$15	Extension Cable 2M (78")
C4601	$90	12V 30W Driver w/ 12 Port MiniD
C4605	$186	Bali Switch Touch/Dim w/ 12 Way Dist.
C4606	$186	Malindi Switch Touch/Dim w/ 12 Way Dist.

Photometrics

L= 39 ⅜"/1000mm

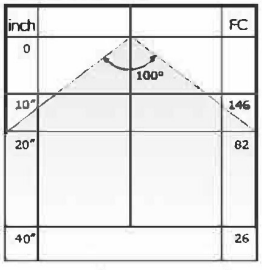

Lumen	1387	Lm/W	87	CRI	>80

Dimensions

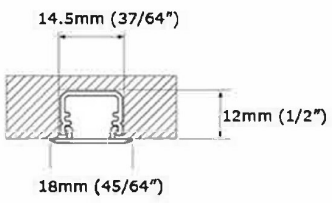



Ledo | Linear



The Most Versitile Linear Fixture

A linear LED fixture that articulates to direct the light where it is needed. It comes standard with wood clips but can also be outfitted with clips for glass or metal. Now available in standard color temperatures or Emotion color-changing technology. Ledo comes standard with an opaque lens for smooth illumination.

Product Features

- Available in Warm White 3000K or Emotion 3000-6000K
- 12Vdc Low Voltage
- Class II with Plug & Play connectivity
- Can be dimmed through low voltage switching or with our Dimming LED Driver
- Opaque Lensing for No-Dot ilumination

Code	List Price	W	L "	L mm	Lumen
C4658	$186	9W	22 ¼	565	750
C4659	$282	11.4W	27 15/16	710	967
C4660	$358	14W	34 ¼	870	1207

-Ledo is available with Emotion Technology upon request

Acc.	List Price	Item
C4627	$10	Extension Cable 1M (39 3/8")
C4628	$15	Extension Cable 2M (78")
C4601	$90	12V 30W Driver w/ 12 Port Mini-D
C4605	$186	Bali Switch Touch/Dim w/ 12 Way Dist.
C4606	$186	Malindi Switch Touch/Dim w/ 12 Way Dist.

Photometrics

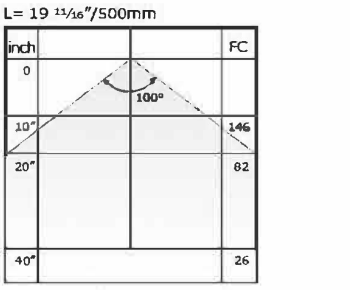

Lumen 1246 | Lm/W 89 | CRI >80

Dimensions



Lugano | Linear

LED 12vDC



Finish

Oriented to Place Light Where it is Needed

Lugano features a compact profile which directs light to where it is needed. For use in shelves for highlighting and under cabinets for task lighting. Now available in standard color temperatures or Emotion color-changing technology. Lugano comes standard with an opaque lens for smooth illumination.

Product Features

- Available in Warm White 3000K or Emotion 3000-6000K
- 12Vdc Low Voltage
- Class II with Plug & Play connectivity
- Can be dimmed through low voltage switching or with our Dimming LED Driver
- Opaque Lensing for No-Dot ilumination

Code	List Price	W	L "	L mm	Lumen
C4664	$253	8.4W	22 ¼	565	750
C4665	$306	11W	27 15/16	710	967
C4666	$338	13.6W	34 ¼	870	1207

-Lugano is available with Emotion Technology upon request

Acc.	List Price	Item
C4627	$10	Extension Cable 1M (39 3/8")
C4628	$15	Extension Cable 2M (78")
C4601	$90	12V 30W Driver w/ 12 Port Mini-D
C4605	$186	Bali Switch Touch/Dim w/ 12 Way Dist.
C4606	$186	Malindi Switch Touch/Dim w/ 12 Way Dist.

Photometrics

L= 39 3/8"/1000mm

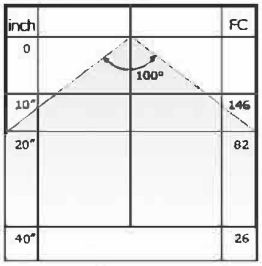

Lumen 1246 | Lm/W 89 | CRI >80

Dimensions

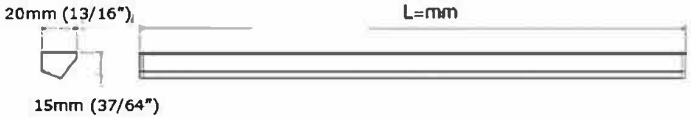

Perth | Linear



Perth's Integrated Sensor makes life Uncomplicated

Perth is the most compact LED Fixture on the market with an integrated sensor. Perfect for use in closets and cabinets where its PIR (Passive Infared Red) sensor automatically illuminates when motion is detected. After 20 seconds of no movement Perth will turn off. Perth comes standard with an opaque lens for smooth illumination.

Product Features

- Available in Warm White 3000K
- 12Vdc Low Voltage
- Class II with Plug & Play connectivity
- Integrated Sensor automatically illuminates
- Opaque Lensing for No-Dot ilumination

Code	List Price	W	L	L mm	Lumen
C4623	$360	4.4W	16 ¼	413	400
C4624	$417	5.8W	22	563	545
C4625	$454	7.2W	27	685	650
C4626	$491	9.3W	34	863	840

Acc.	List Price	Item
C4627	$10	Extension Cable 1M (39 3/8")
C4628	$15	Extension Cable 2M (78")
C4601	$90	12V 30W Driver w/ 12 Port Mini-D
C4605	$186	Bali Switch Touch/Dim w/ 12 Way Dist.
C4606	$186	Malindi Switch Touch/Dim w/ 12 Way Dist.

Photometrics

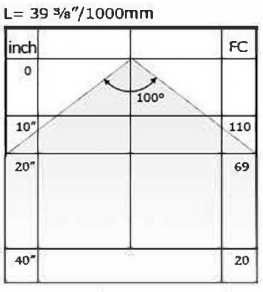

Lumen	950	Lm/W	89	CRI	>80

Dimensions



108LED Reel | Strip Light

LED 12vDC



High-Intensity LED Tape that goes anywhere

Our high-performance LED Reel features 108LED per Meter which offers the superior light in a value conscious package. Its 3M adhesive backing allows in to be installed virtually anywhere and the flexible substrate can bend around angles. Available in Warm White 3000K and comes packaged with an L&S LED Power Driver and connection cords.

Product Features

- Available in Warm White 3000K
- Daisy Chains for maximum flexibility
- 12Vdc Low Voltage
- Class II with Plug & Play connectivity
- Connection Cords for Driver>108LED Reel
- Intermediate Cords available for Strip-to-Strip Connections
- Can be cut in 1 1/8" increments

Code	List Price	# of LEDs	L "	L mm	Lumen
C4647	$671	540	196	5000	5000
Per Meter		108/M	39"	1000	1000

Acc.	List Price	Item
C4627	$10	Extension Cable 1M (39 3/8")
C4628	$15	Extension Cable 2M (78")
C4601	$90	12V 30W Driver w/ 12 Port Mini-D
C4605	$186	Bali Switch Touch/Dim w/ 12 Way Dist.
C4606	$186	Malindi Switch Touch/Dim w/ 12 Way Dist.

Photometrics

1M (39") 108LED Reel

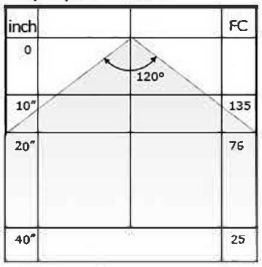

Lumen	1000	Lm/W	84	CRI	>80

Dimensions

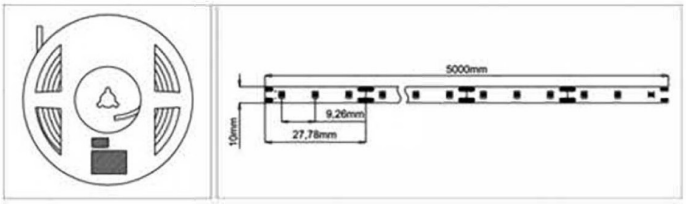

Strip Plus | Strip Light



Highly Efficient Strip Lighting

Our high-performance LED Strip Plus combines a quality lighting effect in a cost-effective package. Available in 84mm (3 5/16") and 250mm (10") sizes. Strip Plus links together in lengths up to 2M (78"). Available in Warm White 3000K. Strip Plus Kit also available.

Product Features

- Available in Warm White 3000K
- Daisy Chains for maximum flexibility
- 0.7W 60 Lumens for 84mm Version
- 2W 180Lumens for 250mm Version
- 12Vdc Low Voltage
- Class II with Plug & Play connectivity
- Connection Cords for Driver>Strip Plus
- Intermediate Cords for Strip>Strip

Code	List Price	# of LEDs	L (")	L (mm)	Lumen
C4644	$32	3	3 5/16	84	60
C4645	$69	9	10	250	180
Strip Plus Kits					
C4648	$560	6-Pc. Strip Plus Kit w/ 30W Driver			
C4649	$245	3-Pc. Strip Plus Kit w/out 30W Driver			
Accessories					
C4633	$7	Conn. Cord	39 3/8	1M	
C4634	$10	Conn. Cord	79	2M	
C4635	$4	Int. Cord	1 3/16	30mm	
C4636	$5	Int. Cord	11 13/16	300mm	

Photometrics

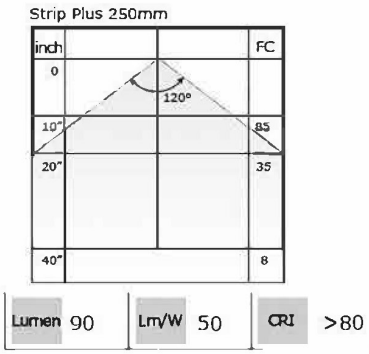

Dimensions

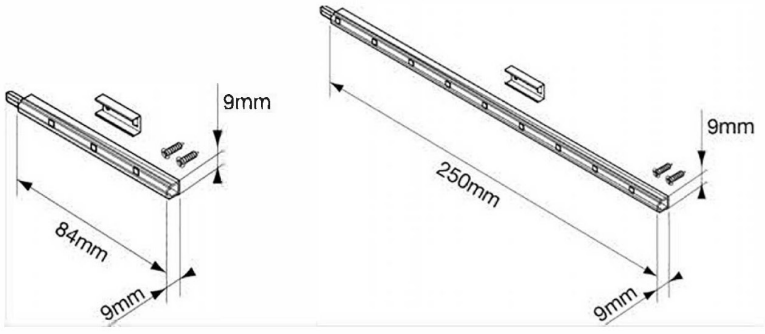

Accessories | Work with all L&S Products

LED 12vDC



LED Drivers

- 12Vdc Low Voltage
- Class II with Plug & Play connectivity
- ETL Certified
- Mini-Distributor allows up to 12 Lights depending on Driver Wattage rating

Acc.	List Price	Item
C4601	$90	12V 30W Driver w/ 12 Port Mini-D
C4602	$201	12V 60W Driver w/ 12 Port Mini-D



Plug and Play Cords

- Connection Cords are used for Driver-to-Strip connections
- Intermediate Cords are used for Strip-to-Strip connections

Acc.	List Price	Item
C4627	$10	Extension Cable 1M (39")
C4628	$15	Extension Cable 2M (78")
C4633	$7	Connection Cord Strip Plus 1M (39")
C4634	$10	Connection Cord Strip Plus 2M (78")
C4635	$4	Intermediate Cord Strip Plus 30mm (1 3/16")
C4636	$5	Intermediate Cord Strip Plus 300mm (13 13/16")



Switches and Sensors

- Bali features Touch On/Off/Dimming in a surface-mounted package
- Malindi features Touch On/Off/Dimming in a recessed-mounted package
- IR Sensor is for illuminating fixtures behind cabinet doors and drawers
- Motion Sensor is for detecting motion for walk-in units and night-lights

Acc.	List Price	Item
C4605	$186	Bali Switch (surface) w/ 12 Way Distributor
C4606	$186	Malindi Switch (recessed) w/ 12 Way Dist.
C4603	$114	IR Sensor Switch/Controller DC/DC 12V
C4604	$74	Motion Sensor Switch/Controller

120V

How to build your L&S lighting system

1 Choose your LED Power Driver

Are you using 12V Products?
Yes!

What is the total wattage of your Lights?

0-6W	6W LED Driver
0-30W	30W LED Driver
30-60W	60W LED Driver

Do you want to Dim on the Primary Voltage?
Yes!

Please use one of these drivers

10-20W	20W Dimming Driver
20-40W	40W Dimming Driver
30-60W	60W Dimming Driver



2 Choose your Switch (optional)

Are you using 12V or 24V Products?
Yes!

Do you want a Surface or Recessed Mounted Switch?

Surface	Bali Switch
Recessed	Malindi Switch

Would you rather have a sensor?
Yes!

Please use one of these Switches…

Behind a door or Cabinet	IR DC/DC Switch
On/Off by waving your hand	IR On/Off Switch
Occupancy Sensor	Motion Sensor



3 Choose your light fixtures

Our system is entirely Plug and Play, so mixing and matching Lights and switches is easy as 1, 2, 3.

Do you prefer Pucks, Linear fixtures, or both?
Puck Lights work great to create an aesthetically pleasing lighting design that showcases the fixtures "cone of light" to create mood. We like Puck Lights to be spaced 12-16" apart for even illumination and further apart to create a dramatic lighting space.

Linear profiles are the easiest way to maintain smooth, even light over surfaces and displays. By offering many different profiles we can recess fixtures to minimize glare (Malindi) and use Round fixtures like Ledo to aim the light where we please.

The nicest lighting layouts include layering of both Puck and Linear Fixtures to create a vibrant and engaging lighting design.



4 How does it all work together?

Our system works seamlessly in a linear fashion. A standard layout would look like this:

LED Driver ---> Switching ---> Lights

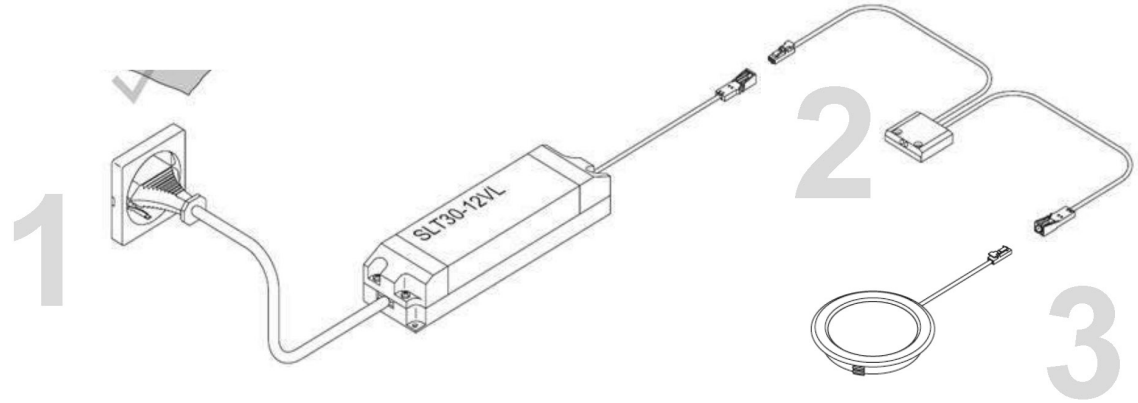

Kitchen Lighting Scenario No. 1

Using Pucks



This Kitchen is entirely illuminated by Puck Lights. While the Pucks are placed close enough together (10-16") to create even illumination across the work surface their individual "cone of light" can be used to highlight the backsplash. This also creates a blend of light and shadows which build ambience and mood.

What products do I need to build this Lighting Plan?

8x	Sunny IN.TT
2x	6W Drivers
2x	Bali Switch

Kitchen Lighting Scenario No. 2

Using Pucks and Linear Products



This Kitchen features a beautiful layered look. Puck Lighting in the upper glass cabinets creates accent lighting which draws your eye inside while the Linear Under-Cabinet lights builds proper task lighting. Further, recessed downlights and pendants round out a complete lighting package.

What products do I need to build this Lighting Plan?

13x	Sunny IN.TT
6x	Lugano
1x	60W Dimming Driver
6x	Extension Cables
	Cable Channel (white)

Kitchen Lighting Scenario No. 3

Using LED Reel



LED Reel allows the most cost-effective solution for illumination while also being the easiest to install, simply clean the surface, Peel and Stick the LEDs the where they are needed.

Here, our LED Reel was used as up-lighting above the cabinets, as under-shelf lighting and toe kick lighting.

What products do I need to build this Lighting Plan?

2x	72LED Reel
1x	60W LED Driver
4x	Reel Starter Cords

MISCELLANEOUS ITEMS



Wood Veneer Edge Banding

EB3/4W

- ¾″ Width finished
- Pressure sensitive adhesive backing
- Oak is substituted for Hickory
- Thermofoil, Laminate, and MDF will be finished maple
- Sold in 8′ length. Must be ordered as 1 each



PVC Edge Banding

EB3/4PVC

- ¾″ Width
- Pressure sensitive adhesive backing
- Sold in 25′ length. Must be ordered as 1 each
- **Available in White, Linen, Sienna and Autumn Spice only**



Delamination Shield

DSW (White)
DSA (Almond)

- 1/32″ Thick enamel coated metal shield
- For use with a free standing range to prevent delamination of Thermofoil and Laminate doors caused by heat from ovens
- Pre-drilled for screw placement
- Install on side of face frame between cabinets
- **For Linen, use Almond**

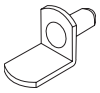

Chrome Shelf Supports

C2333PK50

- Decorative chrome shelf supports to accent cabinetry
- Available in packs of 50 only
- 5mm diameter

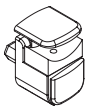

Glass Shelf Clip

GSC

- 5mm diameter padded glass shelf supports



Glass Clips for Mullion Doors

C2315PK25

- For use on mullion doors except shaker and Thermofoil door styles



C2318PK25

- For use on shaker door styles

C3053PK25

- For use on Harmony



C2327PK25

- For use on Thermofoil door styles

C3052PK25

- Corner clips for use on MDF door styles

C3054PK25

- Side clips for use on MDF door styles



Clear Shelf Clips

5MMSCPK25

- Pack of 25

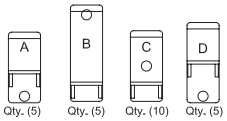

Shelf Clips for Mullion Doors

C2196

- Assorted pack of mullion door shelf clips for FOL and TOL door styles
- Used to align shelves with mullions



Clear Door Bumpers

C2223PK200

- 200 per sheet

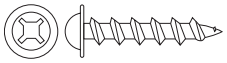

Installation Screws

B7937

- Pack of 4
- #10 x 2½″ screws



Screw Covers

C3350 (Wheat)

- Pack of 1000
- For use with natural maple interiors

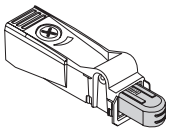

Door Soft Close
C2195

- Soft close prevents door from slamming
- Cannot be used for drawers
- For use with doors with non soft close hinges



Hinge Angle Restrictor Clip
HARCPK10

- Pack of 10
- Use one clip per hinge
- Changes hinge from 108° to 86° opening

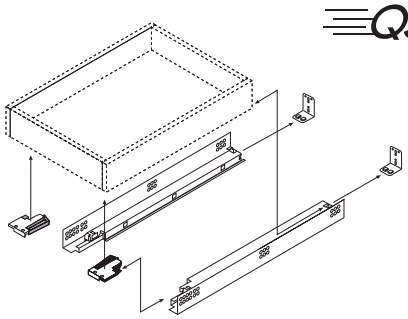

Full Extension Drawer Slide Kit Featuring Soft Close
SCDS12KIT
SCDS15KIT
SCDS18KIT
SCDS21KIT
SCDS24KIT

- Each kit contains full extension slides to field install in one wood drawer only
- Order additional kits for each drawer
- Instructions included in kit
- Codes indicate cabinet depth



Replacement Parts Kit
B9937

- Each kit contains an assortment of parts to complete each job
  - Grommets
  - Shelf clips
  - Hinge spacers
  - Screws
  - Door bumpers
  - And more
- Eligible for 100% Co-op reimbursement



Touch Up Kit
TUKIT

- Includes putty sticks and touch up pen
- This item is ordered by species and color
- Eligible for 100% Co-op reimbursement



Putty Sticks
PUTTYSTICK

- Includes two 4 oz. putty sticks
- This item is ordered by species and color
- Eligible for 100% Co-op reimbursement



Touch Up Pen
TUPEN

- Includes one touch up pen for base color
- This item is ordered by species and color
- Eligible for 100% Co-op reimbursement



Glaze Touch Up Pen
GTUPEN

- Includes one touch up pen for glaze color
- This item is ordered by species and color
- Eligible for 100% Co-op reimbursement



Color Rite Caulk
CAULK

- Colored caulk that works well on door repairs
- The caulk has flexibility; therefore, no visual difference can be noticed
- This item is ordered by species and color
- Eligible for 100% Co-op reimbursement



König Sanding & Polishing Pad
B8025

- Use to repair shiny spots in finishes



Aerosol Clean & Polish
B8020

- Protects while producing a deep, brilliant shine with a fresh lemon scent
- Does not leave a dull wax build-up
- Features a wax free and silicone free, premium blend of natural and organic oils, plus cleaning agents
- Eligible for 100% Co-op reimbursement



Wood Deep Clean Aerosol
B8024

- Safely removes wax build-up, old polish, and many types of stains and discolorations on wood furnishings
- Excellent for use on fine wood furniture, antiques, wood paneling and cabinetry
- Eligible for 100% Co-op reimbursement



Water Mark Remover
B8023

- 5¾″ x 11″ Specially formulated cloth that removes stains and rings from wood furniture caused by water, alcohol, and other moisture
- Effective and reusable
- Not for use on dull wood finishes
- Eligible for 100% Co-op reimbursement



Dusting Cloth
B8021

- Specially treated 100% cotton cloth that absorbs and locks in dust
- Attracts and bonds dust, giving you healthier and cleaner air
- Hand washable and reusable
- 14″x18″
- Eligible for 100% Co-op reimbursement



Applicator Cloths
B8022PK3

- Three durable 100% cotton, lint-free cloths with a soft nap that helps achieve optimum polishing results
- Gives wood a natural sheen
- Washable and reusable
- 14″x18″
- Eligible for 100% Co-op reimbursement





- Installation, Care and Warranty Guide and Putty Sticks included with all sink and vanity sink base cabinets and sink fronts

ACCENT COLOR PROGRAM

Wellborn Cabinet, Inc., in collaboration with Sherwin-Williams, has established a program providing easy access to stains, stains with glazes, paints and paints with glazes that coordinate with our full palette of finishes. With over 3,300 locations across North America, you can easily find a Sherwin-Williams location near you. Visit their site at www.sherwin-williams.com.

Things to remember:

1) Take your Wellborn finished door with you.
2) Know the Wellborn finish/color name.
3) Bring a sample of the wood or material that you plan to finish for in-store color check.
   • For the best results, Wellborn recommends using the same wood species or material as the door you bring with you.
4) Be sure it meets your color, sheen and appearance expectations before you leave the store.

MIDDLEFIELD GLASS

Middlefield Glass can do special sizes, different designs and colors for your project. Visit their site at middlefieldglass.com, call them at 1-800-772-1477 or email them at info@middlefieldglass.com. You can easily get the measurements you need by measuring the interior of the decorative door frame.



BELWITH KEELER HARDWARE PROGRAM

Over 1,200 decorative hardware selections to choose from with Belwith Keeler! Just click on the WAY site and place your orders today in Direct Connect…just one kitchen at a time. The selections meet design styles in an array of finishes.

To order, go to WAY, and access Direct Connect. Follow the instructions listed below.

1) Create an order in Direct Connect by clicking on the Belwith Keeler box and follow all normal procedures on the Admin tab.
2) Browse the Belwith Keeler catalog and enter the item of your choice.
3) Preview item and pricing and click on Next Step for UPS Shipping.
4) Submit your order following the usual procedures.

Hardware will ship direct from Belwith Keeler.

Hardware Boards available! Customize your boards to fit your design. See details later in this section.

Note: ***Belwith Keeler Hardware not available on Rush Program.***

The roots of *Belwith Products, LLC* run deep, beginning with the birth of a small foundry in Michigan in 1893. From the humble beginnings of the *Keeler Brass Company*, international corporate ownership and multiple mergers, we now emerge as *Belwith Products*, a privately owned and operated firm.

Hundreds of years of staff experience, a living library of designs (dating back to 1900), and a passion to develop unique, creative hardware solutions, positions *Belwith Products* as the industry leader in kitchen cabinet, architectural, and furniture hardware.

Despite being a "new" company, *Belwith Products* is comprised of unparalleled experience and talent. Our vision is to offer the very best in products and service to customers today, while striving for continuous improvement in our product offerings and service for tomorrow.

Below is a small sampling of the products you will find in the Belwith Keeler Hardware Program.

Mountain Lodge



Deco



Belwith Keeler Hardware Program not available on Rush Program

Euro-Contemporary



Ithica



Zephyr



Spanish Gothic



Verona



Belwith Keeler Hardware Program not available on Rush Program

Bungalow



Greenwich



Gaslight



Cottage



Studio



Williamsburg



Bridges



Belwith Keeler Hardware Program not available on Rush Program

ROTATING FLOOR TOWER

Item No. DRFT2575BK

Belwith Keeler® Merchandising Solution for the Showroom

The Rotating Floor Tower, developed for showrooms, presents an attractive sales tool for your inside sales team or your walk-in traffic. Your four sided rotating floor tower display is a distincitive, appealing and user friendly showcase for your customers to compare a variety of styles, finishes and textures.

The display tower accommodates a custom arrangement of decorative hardware mounted to Pearwood finished display boards, which are easily set into the wood display tower, and removed as needed.

Decorative branded nameplates for Belwith-Keeler® are included.



FEATURES AND BENEFITS

- Removable display boards can be organized by any finish or style. (A)
- Branded nameplate is applied at installation into pre-drilled holes. (B)
- Standard and custom display board layouts available with easy installation
- Displays an average of 200 to 240 products on an average of 40 display boards.

APPLICATIONS

The Rotating Floor Tower Display is a free-standing display that sits on any level surface.

BRANDING PLATE DETAIL

Rotating Floor Tower, full
(Includes hardware)

Rotating Floor Tower
(Does not include hardware)

Pick A Board
20 Doubles
40 Singles

Order through Belwith Keeler Preferred Partner Ordering Service on WAY.

WELLBORN CABINET, INC.® The Essence of Cabinetry

BPFTSS0410BK

SPECIFICATIONS


DRFT2575BK

Belwith-Keeler® Number	DRFT2575BK	Foot Print (sq. ft.)	4.3
Dimensions W x H x D (in.)	25” x 75” x 25”	Total Display Area (sq. ft.)	52.1
Display Capacity (Single/Double display boards)	40 single / 20 double display boards or combination of both	Avg. # Items / sq. ft. of display area	5
Product Display Capacity (avg. # items)	240	Finish(es)	Pearwood & Matte Black
Display board size W x H x D	6” x 10 1/2” x 1/8” (single) 12” x 10 1/2” x 1/8” (double)		

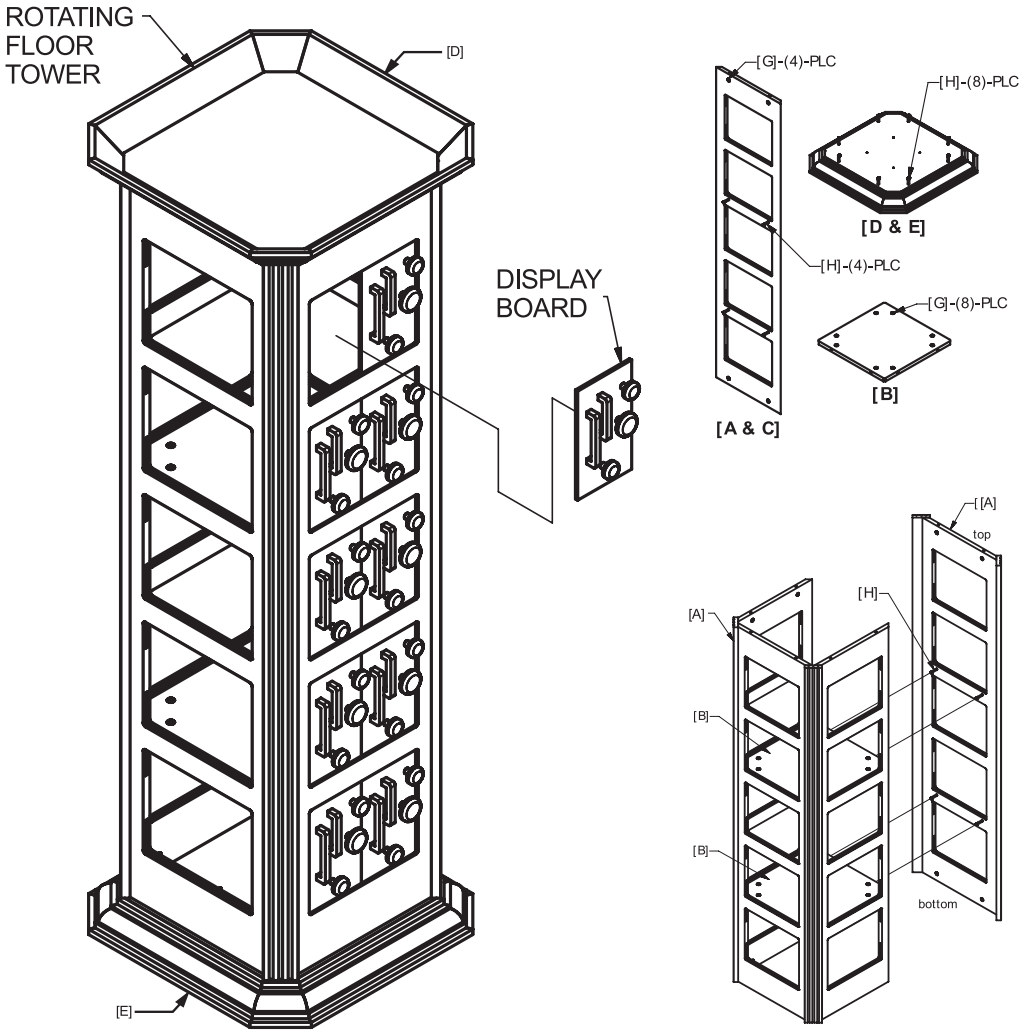

All MDF is formaldehyde free

Tailored Merchandising Solutions

Belwith Products, LLC
3100 Broadway Ave SW
Grandville, MI 49418
www.belwithproducts.com
© Belwith Products, LLC. All rights reserved.

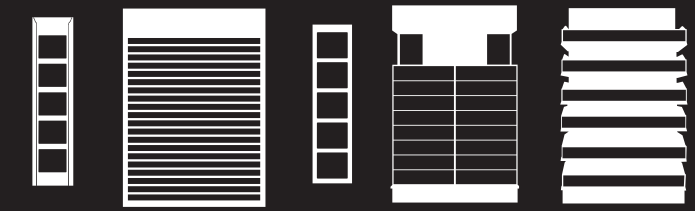
DWD1873 DSWD5272 DWC1663 DG4880 DGM4 *Not to scale*

WALL DISPLAY

Item No. DWD1873BK

Belwith Keeler®

Merchandising Solution for the Showroom

The Wall Display, developed for showrooms, presents an attractive sales tool for your inside sales team or your walk-in traffic. Your Wall Display is a distinctive, appealing and user friendly showcase for your customers to compare a variety of styles, finishes and textures.

A custom arrangement of decorative hardware is mounted to Pearwood finished display boards, which are set into the wood framed Wall Display, and can be easily removed for updating.

A decorative branded metal nameplate for Belwith-Keeler® is included.

FEATURES AND BENEFITS

- Mounts directly to the wall with easy-to-install mounting bracket. (A)
- Belwith-Keeler® branding for each display. (B)
- Standard and custom display board layouts available. (C)
- Exclusive bracket can be positioned for use in slatwall applications.
- Hundreds of interchangeable display boards that can be organized by any finish or style.
- Flush side cornice molding allows for side-by-side mounting and more hardware per foot.
- Nameplate is applied into pre-drilled holes during installation.
- A single Wall Display will show up to 60 items depending on boards selected.
- Wall Display is a one piece construction that holds all display boards.

APPLICATIONS

A higher-end display that is attractive and extremely versatile, multiples of this display can be grouped together due to flush sides of the top molding, maximizing wall space and creating a gallery atmosphere.

BRANDING PLATE DETAIL

Belwith Keeler®



Wall Display, full
(Includes hardware)

Wall Display
(Does not include hardware)

Pick A Board
5 Doubles
10 Singles

Order through Belwith Keeler Preferred Partner Ordering Service on WAY.

WELLBORN CABINET, INC.®
The Essence of Cabinetry

BPWDSS0410BK

SPECIFICATIONS


DWD1873BK

Belwith-Keeler® Item Number	DWD1873BK	Total Display Area (sq. ft.)	9.1
Dimensions W x H x D (in.)	18" x 73" x 5½"	Avg. # Items / sq. ft. of display area	7
Display Capacity (Single / Double display board)	10 single or 5 double display boards or combination of both	Product finish(es)	Matte Black & Pearwood
Display board size W x H x D	6" x 10½" x ⅛" (single) 12" x 10½" x ⅛" (double)	Product Display Capacity (avg. # items)	60

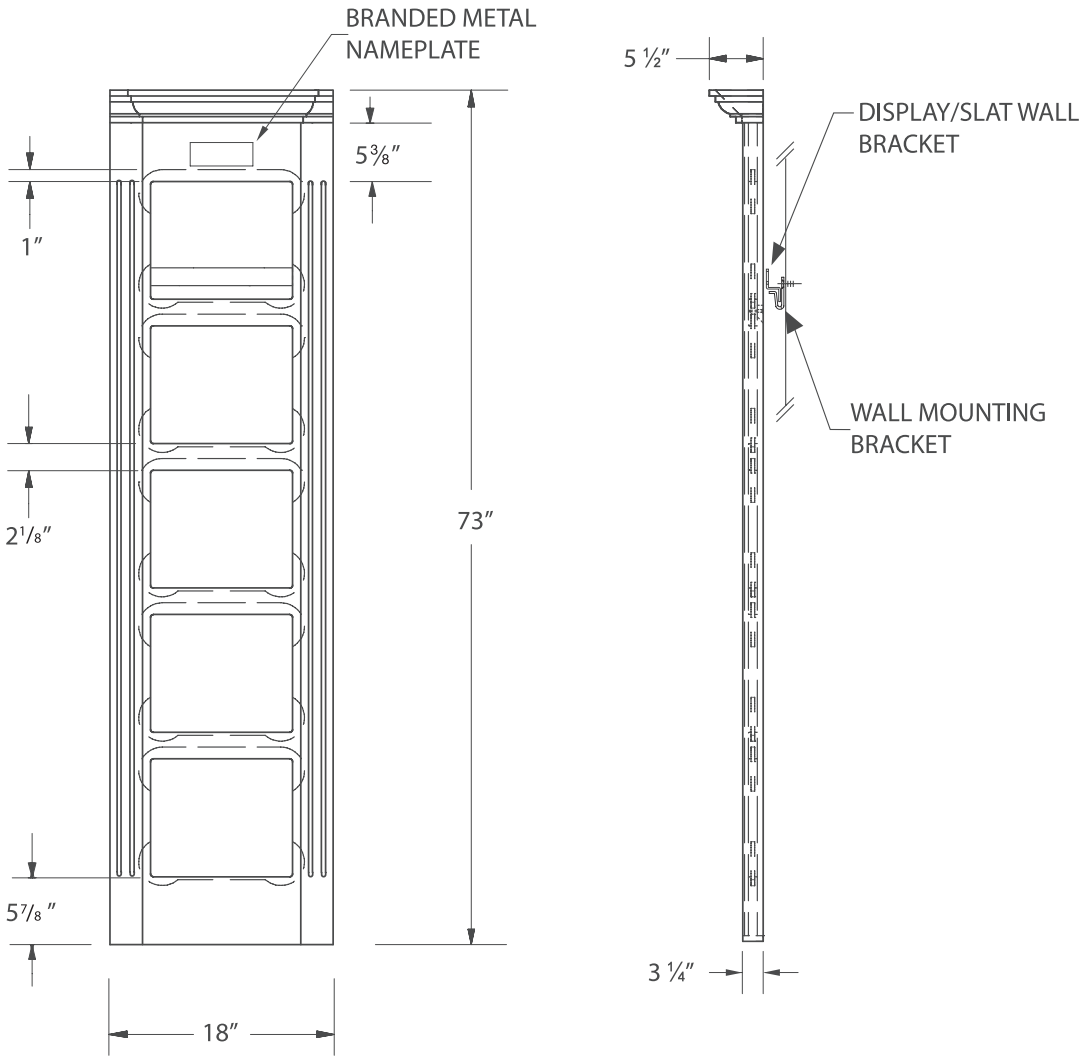

All MDF is formaldehyde free

*Shown without display boards

Tailored Merchandising Solutions

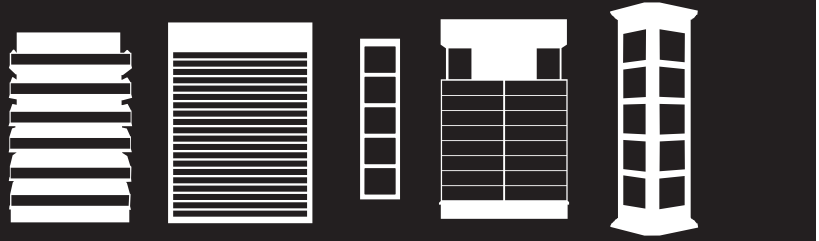

*Not to scale

3100 Broadway Ave SW
Grandville, MI 49418
www.belwithproducts.com
© Belwith Products, LLC. All rights reserved.

HELPFUL HINT

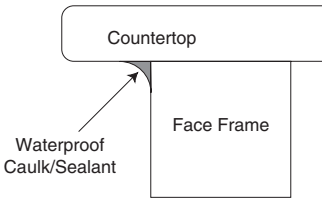

Caulk Countertop

Wellborn recommends that all countertops be caulked underneath the sink. This is to help prevent water seepage into the endgrain of the cabinet frame members and door members. Bullnose countertops, no matter the composition of the top, must be caulked at the time of installation.

DRAWER SLIDES

Sidemount Drawer Slides			
Description QS	**24" Deep Item Code**	**21" Deep Item Code**	**18" Deep Item Code**
Right Slide for Bottom Drawer in Standard Construction	C2925	C2927	C2931
Left Slide for Bottom Drawer in Standard Construction	C2924	C2926	C2930
Right Slide for all other Drawers in Standard Construction	C2101	C2103	C2929
Left Slide for all other Drawers in Standard Construction	C2100	C2102	C2928
Right Bracket for Bottom Drawers in Standard Construction DRB Cabinets	C3061	C2130	C3061
Left Bracket for Bottom Drawers in Standard Construction DRB Cabinets	C3060	C2130	C3060
Ball Bearing Slide for Bottom Drawer in Standard Construction DRB Cabinets	C2129	C2126	C2124
Right Bracket for next to Bottom Drawer in Standard Construction DRB Cabinets	C3061	C3061	C3061
Left Bracket for next to Bottom Drawer in Standard Construction DRB Cabinets	C3060	C3060	C3060
Ball Bearing Slide for next to Bottom Drawers in Standard Construction DRB Cabinets	C2129	C2126	C2124
Bracket for Peninsula Drawers in Standard Construction	C3066	C3066	C3066
Right Slide for Peninsula Drawers in Standard Construction	C2925	C2927	C2931
Left Slide for Peninsula Drawers in Standard Construction	C2924	C2926	C2930
Undermount Drawer Slides			
Description QS	**24" Deep Item Code**	**21" Deep Item Code**	**18" Deep Item Code**
Right Bracket for Bottom Drawer in PWD & APC Construction	C2940	C2940	C2940
Left Bracket for Bottom Drawer in PWD & APC Construction	C2939	C2939	C2939
Right Bracket for all other drawers in PWD & APC Construction	C2938	C2938	C2938
Left Bracket for all other drawers in PWD & APC Construction	C2937	C2937	C2937
Right Bracket for Tall Cabinet Drawers in PWD & APC Construction	C2940	C2940	C2940
Left Bracket for Tall Cabinet Drawers in PWD & APC Construction	C2939	C2939	C2939
Right Slide for Drawers in PWD & APC Construction	C3074	C3076	C3078
Left Slide for Drawers in PWD & APC Construction	C3075	C3077	C3079
Bracket for Peninsula Drawers in PWD & APC Construction (Price per Set)	C3070	C3070	C3070
Right Slide for Peninsula Drawers in PWD & APC Construction	C2964	C2963	C2962
Left Slide for Peninsula Drawers in PWD & APC Construction	C2959	C2958	C2957

Item Code	Description
FADS12KIT	FULL ACCESS 9" DRAWER SLIDE KIT
FADS15KIT	FULL ACCESS 12" DRAWER SLIDE KIT
FADS18KIT	FULL ACCESS 15" DRAWER SLIDE KIT
FADS21KIT	FULL ACCESS 18" DRAWER SLIDE KIT
FADS24KIT	FULL ACCESS 21" DRAWER SLIDE KIT

QS

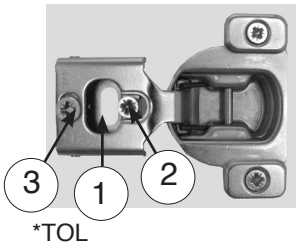

*TOL

Hinge adjustment for all traditional overlay door styles used on all (2) door cabinets without center mullion:

1. **Height Adjustment:** Loosen fixing screw (screw #1) on all hinges of one door. Move door to desired position. Retighten fixing screws on all hinges.
2. **Side Adjustment:** Loosen side adjustment screw (screw #2) on all hinges of one door. Move door to desired position. Retighten fixing screws on all hinges. You have up to 1.5mm (1/16") in each direction.
3. **Depth Adjustment:** The cam (screw #3) moves the door in and out for depth of each hinge, just turn to adjust.



*FOL

Hinge adjustment for all full overlay door styles:

1. **Height Adjustment:** Loosen fixing screw (screw #1) on all hinges of one door. Move door to desired position. Retighten fixing screws on all hinges.
2. **Side Adjustment:** Loosen fixing screws (screw #1). Turn side adjustment screw (screw #2) until door is in proper position. You have up to 1.5mm (1/16") in each direction. Retighten fixing screw.
3. **Depth Adjustment:** The cam (screw #3) moves the door in and out for depth of each hinge, just turn to adjust.

Caution: Doors should not bind on adjacent doors or front of cabinet.

*** Use #2 Phillips head screwdriver for all adjustments**

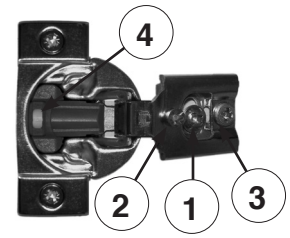

*TOL

Smooth Close Hinge adjustment for all traditional overlay door styles used on all (2) door cabinets without center mullion:

1. **Height Adjustment:** Loosen fixing screw (screw #1) on all hinges of one door. Move door to desired position. Retighten fixing screws on all hinges.
2. **Side Adjustment:** Loosen side adjustment screw (screw #2) on all hinges of one door. Move door to desired position. Retighten fixing screws on all hinges. You have up to 1.5mm (1/16") in each direction.
3. **Depth Adjustment:** The cam (screw #3) moves the door in and out for depth of each hinge, just turn to adjust.
4. **Smooth Close Adjustment:** On/Off switch on each hinge allows adjustment of door closure speeds.

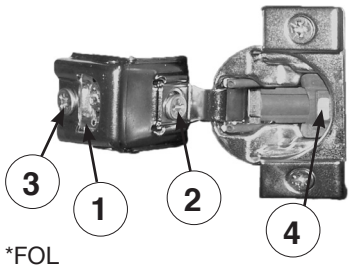

*FOL

Smooth Close Hinge adjustment for all full overlay door styles:

1. **Height Adjustment:** Loosen fixing screw (screw #1) on all hinges of one door. Move door to desired position. Retighten fixing screws on all hinges.
2. **Side Adjustment:** Loosen fixing screws (screw #1). Turn side adjustment screw (screw #2) until door is in proper position. You have up to 1.5mm (1/16") in each direction. Retighten fixing screw.
3. **Depth Adjustment:** The cam (screw #3) moves the door in and out for depth of each hinge, just turn to adjust.
4. **Smooth Close Adjustment:** On/Off switch on each hinge allows adjustment of door closure speeds.

Caution: Doors should not bind on adjacent doors or front of cabinet.

*** Use #2 Phillips head screwdriver for all adjustments**

WELLBORN CABINET HINGE SPECIFICATIONS – SELECT		
ITEM #	**DESCRIPTION**	**CABINET OR STYLE**
C2232	1½" O/L, 7/16" Cup Depth, 6-way Adjustability	30" & 36" Full Overlay utility cabinets without center mullion
C2207	1 9/16" O/L, ½" Cup Depth, 6-way Adjustability	All Full Overlay
C2208	¾" O/L, 7/16" Cup Depth, 6-way Adjustability	All Full Overlay DCs; Traditional Overlay RAWs; Traditional Overlay 9" wide cabinets
C2187	170˚ Hinge	Full Overlay CSBs and ERC24s
C2188	FOL Mounting Plate	Full Overlay CSBs and ERC24s
C2187	170˚ Hinge	Traditional Overlay CSBs and ERC24s
C2190	½" O/L Mounting Plate	Traditional Overlay CSBs and ERC24s
C2214	7/16" O/L, 7/16" Cup Depth, 6-way Adjustability	All Traditional Overlay Select cabinets, except Franklin and Imperial
C2191	Center Pie Cut Hinge	Center hinge on CSB doors
C2192	Mounting Plate	Mounting plate on CSB doors
C2265	Polished Brass Mirror Hinge	All TVs, CTVLs & MCs
C2267	Polished Brass Strike Plate	All TVs, CTVLs & MCs
C2273	Chrome Mirror Hinge	All TVs, CTVLs & MCs
C2274	Chrome Strike Plate	All TVs, CTVLs & MCs
C2240	½" O/L, 7/16" Cup Depth, 6-way Adjustability	Franklin and Imperial

WELLBORN CABINET HINGE SPECIFICATIONS – SELECT SMOOTH CLOSE HINGES		
ITEM #	**DESCRIPTION**	**CABINET OR STYLE**
C1108	1½" O/L, 7/16" Cup Depth, 6-way Adjustability	30" & 36" Full Overlay utility cabinets without center mullion
C1103	1 9/16" O/L, 7/16" Cup Depth, 6-way Adjustability	Madison, Savannah, Seville and Sydney doors
C1105	1 9/16" O/L, ½" Cup Depth, 6-way Adjustability	All Full Overlay doors, except Madison, Savannah, Seville and Sydney
C1107	¾" O/L, 7/16" Cup Depth, 6-way Adjustability	All Full Overlay DCs and ½" Overlay, ½" Overlay 9" wide cabinets
C1106	7/16" O/L, 7/16" Cup Depth, 6-way Adjustability	All ½" Overlay cabinets
C1109	½" O/L, 7/16" Cup Depth, 6-way Adjustability	All Traditional Overlay with Smooth Close Hinge option

FULL OVERLAY GLASS SIZES FOR DECORATIVE DOOR FRAMES AND MULLION DOORS

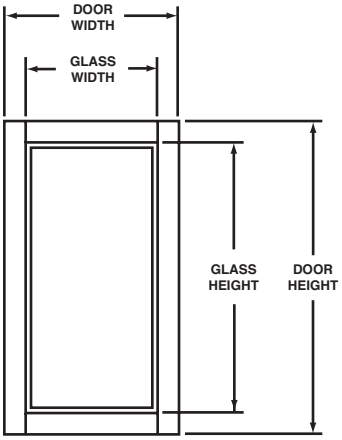

BACK VIEW OF DOOR

Door Width	Door Height	Glass Width	Glass Height
14⅝	11⅛	10⅜	6 1/16
16⅛	11⅛	11 1/16	6 1/16
17⅝	11⅛	13⅜	6 1/16
19⅛	11⅛	14 1/16	6 1/16
20⅝	11⅛	16⅜	6 1/16
11¾	14⅛	7⅝	9 1/16
13¾	14⅛	8 13/16	9 1/16
14⅝	14⅛	10⅜	9 1/16
16⅛	14⅛	11 1/16	9 1/16
17⅝	14⅛	13⅜	9 1/16
19⅛	14⅛	14 1/16	9 1/16
11¾	17⅛	7⅝	12 1/16
13¾	17⅛	8 13/16	12 1/16
14⅝	17⅛	10⅜	12 1/16
16⅛	17⅛	11 1/16	12 1/16
17⅝	17⅛	13⅜	12 1/16
19⅛	17⅛	14 1/16	12 1/16
20⅝	17⅛	16⅜	12 1/16
14⅝	20⅛	10⅜	15 1/16
16⅛	20⅛	11 1/16	15 1/16
17⅝	20⅛	13⅜	15 1/16
19⅛	20⅛	14 1/16	15 1/16
11¾	23⅛	7⅝	18 1/16
13¾	23⅛	8 13/16	18 1/16
14⅝	23⅛	10⅜	18 1/16
16⅛	23⅛	11 1/16	18 1/16
17⅝	23⅛	13⅜	18 1/16
17¾	23⅛	13⅝	18 1/16
19⅛	23⅛	14 1/16	18 1/16
20⅝	23⅛	16⅜	18 1/16
14⅝	26⅛	10⅜	21 1/16
16⅛	26⅛	11 1/16	21 1/16
17⅝	26⅛	13⅜	21 1/16
19⅛	26⅛	14 1/16	21 1/16
8⅝	29⅛	4⅜	24 1/16
10¾	29⅛	6⅝	24 1/16
11⅝	29⅛	7⅜	24 1/16
11¾	29⅛	7⅝	24 1/16
13¾	29⅛	8 13/16	24 1/16
14⅝	29⅛	10⅜	24 1/16
16⅛	29⅛	11 1/16	24 1/16
17⅝	29⅛	13⅜	24 1/16
17¾	29⅛	13⅝	24 1/16
19⅛	29⅛	14 1/16	24 1/16
20⅝	29⅛	16⅜	24 1/16
11⅝	29⅝	7⅜	25⅜
11¾	29⅝	7⅝	25⅜
13¾	29⅝	8 13/16	25⅜
14⅝	29⅝	10⅜	25⅜
16⅛	29⅝	11 1/16	25⅜
17⅝	29⅝	13⅜	25⅜
19⅛	29⅝	14 1/16	25⅜
20⅝	29⅝	16⅜	25⅜
8⅝	35⅛	4⅜	30 1/16
10¾	35⅛	6⅝	30 1/16
11⅝	35⅛	7⅜	30 1/16
11¾	35⅛	7⅝	30 1/16
13¾	35⅛	8 13/16	30 1/16
14⅝	35⅛	10⅜	30 1/16
16⅛	35⅛	11 1/16	30 1/16
17⅝	35⅛	13⅜	30 1/16
17¾	35⅛	13⅝	30 1/16
19⅛	35⅛	14 1/16	30 1/16
20⅝	35⅛	16⅜	30 1/16
8⅝	41⅛	4⅜	36 1/16
10¾	41⅛	6⅝	36 1/16
11⅝	41⅛	7⅜	36 1/16
11¾	41⅛	7⅝	36 1/16
13¾	41⅛	8 13/16	36 1/16
14⅝	41⅛	10⅜	36 1/16
16⅛	41⅛	11 1/16	36 1/16
17⅝	41⅛	13⅜	36 1/16
20⅝	41⅛	16⅜	36 1/16

Note: For full overlay doors without center mullion, add ⅛" to the glass width listed above.

HARMONY AND CONCORD GLASS SIZES FOR DECORATIVE DOOR FRAMES

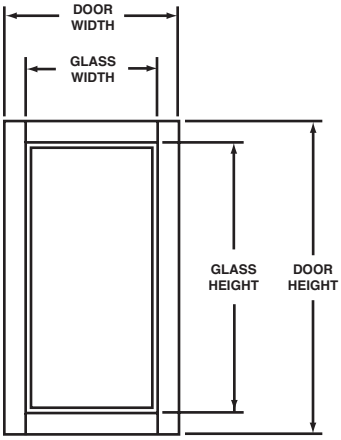

BACK VIEW OF DOOR

Door Width	Door Height	Glass Width	Glass Height
14⅝	11⅛	11⅜	7 1⁄16
16⅛	11⅛	12 1⁄16	7 1⁄16
17⅝	11⅛	14 3⁄16	7 1⁄16
19⅛	11⅛	15 1⁄16	7 1⁄16
20⅝	11⅛	17 3⁄16	7 1⁄16
11¾	14⅛	8 5⁄16	10 1⁄16
13¼	14⅛	9 13⁄16	10 1⁄16
14⅝	14⅛	11 3⁄16	10 1⁄16
16⅛	14⅛	12 1⁄16	10 1⁄16
17⅝	14⅛	14 3⁄16	10 1⁄16
19⅛	14⅛	15 1⁄16	10 1⁄16
11¾	17⅛	8 5⁄16	13 1⁄16
13¼	17⅛	9 13⁄16	13 1⁄16
14⅝	17⅛	11 3⁄16	13 1⁄16
16⅛	17⅛	12 1⁄16	13 1⁄16
17⅝	17⅛	14 3⁄16	13 1⁄16
19⅛	17⅛	15 1⁄16	13 1⁄16
20⅝	17⅛	17 3⁄16	13 1⁄16
14⅝	20⅛	11 3⁄16	16 1⁄16
16⅛	20⅛	12 1⁄16	16 1⁄16
17⅝	20⅛	14 3⁄16	16 1⁄16
19⅛	20⅛	15 1⁄16	16 1⁄16
11¾	23⅛	8 5⁄16	19 1⁄16
13¼	23⅛	9 13⁄16	19 1⁄16
14⅝	23⅛	11 3⁄16	19 1⁄16
16⅛	23⅛	12 1⁄16	19 1⁄16
17⅝	23⅛	14 3⁄16	19 1⁄16
17¾	23⅛	14 5⁄16	19 1⁄16
19⅛	23⅛	15 1⁄16	19 1⁄16
20⅝	23⅛	17 3⁄16	19 1⁄16
14⅝	26⅛	11 3⁄16	22 1⁄16
16⅛	26⅛	12 1⁄16	22 1⁄16
17⅝	26⅛	14 3⁄16	22 1⁄16
19⅛	26⅛	15 1⁄16	22 1⁄16
8⅝	29⅛	5 3⁄16	25 1⁄16
10¾	29⅛	7 5⁄16	25 1⁄16
11⅝	29⅛	8 3⁄16	25 1⁄16
11¾	29⅛	8 5⁄16	25 1⁄16
13¼	29⅛	9 13⁄16	25 1⁄16
14⅝	29⅛	11 3⁄16	25 1⁄16
16⅛	29⅛	12 1⁄16	25 1⁄16
17⅝	29⅛	14 3⁄16	25 1⁄16
17¾	29⅛	14 5⁄16	25 1⁄16
19⅛	29⅛	15 1⁄16	25 1⁄16
20⅝	29⅛	17 3⁄16	25 1⁄16
11⅝	29⅝	8 3⁄16	26 3⁄16
11¾	29⅝	8 5⁄16	26 3⁄16
13¼	29⅝	9 13⁄16	26 3⁄16
14⅝	29⅝	11 3⁄16	26 3⁄16
16⅛	29⅝	12 1⁄16	26 3⁄16
17⅝	29⅝	14 3⁄16	26 3⁄16
19⅛	29⅝	15 1⁄16	26 3⁄16
20⅝	29⅝	17 3⁄16	26 3⁄16
8⅝	35⅛	5 3⁄16	31 1⁄16
10¾	35⅛	7 5⁄16	31 1⁄16
11⅝	35⅛	8 3⁄16	31 1⁄16
11¾	35⅛	8 5⁄16	31 1⁄16
13¼	35⅛	9 13⁄16	31 1⁄16
14⅝	35⅛	11 3⁄16	31 1⁄16
16⅛	35⅛	12 1⁄16	31 1⁄16
17⅝	35⅛	14 3⁄16	31 1⁄16
17¾	35⅛	14 5⁄16	31 1⁄16
19⅛	35⅛	15 1⁄16	31 1⁄16
20⅝	35⅛	17 3⁄16	31 1⁄16
8⅝	41⅛	5 3⁄16	37 1⁄16
10¾	41⅛	7 5⁄16	37 1⁄16
11⅝	41⅛	8 3⁄16	37 1⁄16
11¾	41⅛	8 5⁄16	37 1⁄16
13¼	41⅛	9 13⁄16	37 1⁄16
14⅝	41⅛	11 3⁄16	37 1⁄16
16⅛	41⅛	12 1⁄16	37 1⁄16
17⅝	41⅛	14 3⁄16	37 1⁄16
20⅝	41⅛	17 3⁄16	37 1⁄16

TRADITIONAL OVERLAY GLASS SIZES FOR DECORATIVE DOOR FRAMES AND MULLION DOORS

Door Width	Door Height	Glass Width	Glass Height
12½	9½	8 11/16	5 11/16
14	9½	10 3/16	5 11/16
15½	9½	11 11/16	5 11/16
17	9½	13 3/16	5 11/16
18½	9½	14 11/16	5 11/16
10¾	12½	6 15/16	8 11/16
12¼	12½	8 7/16	8 11/16
12½	12½	8 11/16	8 11/16
14	12½	10 3/16	8 11/16
15½	12½	11 11/16	8 11/16
17	12½	13 3/16	8 11/16
10 11/16	15½	6 7/8	11 11/16
12¼	15½	8 7/16	11 11/16
12½	15½	8 11/16	11 11/16
14	15½	10 3/16	11 11/16
15½	15½	11 11/16	11 11/16
17	15½	13 3/16	11 11/16
18½	15½	14 11/16	11 11/16
12½	18½	8 11/16	14 11/16
14	18½	10 3/16	14 11/16
15½	18½	11 11/16	14 11/16
17	18½	13 3/16	14 11/16
9½	21½	5 11/16	17 11/16
10¾	21½	6 15/16	17 11/16
12¼	21½	8 7/16	17 11/16
12½	21½	8 11/16	17 11/16
13¾	21½	9 15/16	17 11/16
14	21½	10 3/16	17 11/16
15½	21½	11 11/16	17 11/16
16¾	21½	12 15/16	17 11/16
17	21½	13 3/16	17 11/16
18½	21½	14 11/16	17 11/16
12½	24½	8 11/16	20 11/16
14	24½	10 3/16	20 11/16
15½	24½	11 11/16	20 11/16
17	24½	13 3/16	20 11/16
7	27½	3 3/16	23 11/16
9½	27½	5 11/16	23 11/16
9⅞	27½	6 1/16	23 11/16
10 11/16	27½	6 7/8	23 11/16
11¾	27½	7 15/16	23 11/16
12¼	27½	8 7/16	23 11/16
12½	27½	8 11/16	23 11/16
13¾	27½	9 15/16	23 11/16
14	27½	10 3/16	23 11/16
15½	27½	11 11/16	23 11/16
16¾	27½	12 15/16	23 11/16
17	27½	13 3/16	23 11/16
17½	27½	13 11/16	23 11/16
18½	27½	14 11/16	23 11/16
7	33½	3 3/16	29 11/16
9½	33½	5 11/16	29 11/16
9⅞	33½	6 1/16	29 11/16
10 11/16	33½	6 7/8	29 11/16
11¾	33½	7 15/16	29 11/16
12¼	33½	8 7/16	29 11/16
12½	33½	8 11/16	29 11/16
13¾	33½	9 15/16	29 11/16
14	33½	10 3/16	29 11/16
15½	33½	11 11/16	29 11/16
16¾	33½	12 15/16	29 11/16
17	33½	13 3/16	29 11/16
18½	33½	14 11/16	29 11/16
7	39½	3 3/16	35 11/16
9½	39½	5 11/16	35 11/16
9⅞	39½	6 1/16	35 11/16
10 11/16	39½	6 7/8	35 11/16
11¾	39½	7 15/16	35 11/16
12¼	39½	8 7/16	35 11/16
12½	39½	8 11/16	35 11/16
14	39½	10 3/16	35 11/16
15½	39½	11 11/16	35 11/16
18½	39½	14 11/16	35 11/16

HANCOCK AND PRAIRIE GLASS SIZES FOR DECORATIVE DOOR FRAMES AND MULLION DOORS

Door Width	Door Height	Glass Width	Glass Height
14⅝	11⅛	10 3/16	6 1/16
16⅛	11⅛	11 1/16	6 1/16
17⅝	11⅛	13 3/16	6 1/16
19⅛	11⅛	14 1/16	6 1/16
20⅝	11⅛	16 3/16	6 1/16
11¾	14⅛	7 5/16	9 1/16
13¼	14⅛	8 13/16	9 1/16
14⅝	14⅛	10 3/16	9 1/16
16⅛	14⅛	11 1/16	9 1/16
17⅝	14⅛	13 3/16	9 1/16
19⅛	14⅛	14 1/16	9 1/16
11¾	17⅛	7 5/16	12 1/16
13¼	17⅛	8 13/16	12 1/16
14⅝	17⅛	10 3/16	12 1/16
16⅛	17⅛	11 1/16	12 1/16
17⅝	17⅛	13 3/16	12 1/16
19⅛	17⅛	14 1/16	12 1/16
20⅝	17⅛	16 3/16	12 1/16
14⅝	20⅛	10 3/16	15 1/16
16⅛	20⅛	11 1/16	15 1/16
17⅝	20⅛	13 3/16	15 1/16
19⅛	20⅛	14 1/16	15 1/16
11¾	23⅛	7 5/16	18 1/16
13¼	23⅛	8 13/16	18 1/16
14⅝	23⅛	10 3/16	18 1/16
16⅛	23⅛	11 1/16	18 1/16
17⅝	23⅛	13 3/16	18 1/16
17¾	23⅛	13 5/16	18 1/16
19⅛	23⅛	14 1/16	18 1/16
20⅝	23⅛	16 3/16	18 1/16
14⅝	26⅛	10 3/16	21 1/16
16⅛	26⅛	11 1/16	21 1/16
17⅝	26⅛	13 3/16	21 1/16
19⅛	26⅛	14 1/16	21 1/16
8⅝	29⅛	4 3/16	24 1/16
10¾	29⅛	6 5/16	24 1/16
11⅝	29⅛	7 3/16	24 1/16
11¾	29⅛	7 5/16	24 1/16
13¼	29⅛	8 13/16	24 1/16
14⅝	29⅛	10 3/16	24 1/16
16⅛	29⅛	11 1/16	24 1/16
17⅝	29⅛	13 3/16	24 1/16
17¾	29⅛	13 5/16	24 1/16
19⅛	29⅛	14 1/16	24 1/16
20⅝	29⅛	16 3/16	24 1/16
11⅝	29⅝	7 3/16	25 3/16
11¾	29⅝	7 5/16	25 3/16
13¼	29⅝	8 13/16	25 3/16
14⅝	29⅝	10 3/16	25 3/16
16⅛	29⅝	11 1/16	25 3/16
17⅝	29⅝	13 3/16	25 3/16
19⅛	29⅝	14 1/16	25 3/16
20⅝	29⅝	16 3/16	25 3/16
8⅝	35⅛	4 3/16	30 1/16
10¾	35⅛	6 5/16	30 1/16
11⅝	35⅛	7 3/16	30 1/16
11¾	35⅛	7 5/16	30 1/16
13¼	35⅛	8 13/16	30 1/16
14⅝	35⅛	10 3/16	30 1/16
16⅛	35⅛	11 1/16	30 1/16
17⅝	35⅛	13 3/16	30 1/16
17¾	35⅛	13 5/16	30 1/16
19⅛	35⅛	14 1/16	30 1/16
20⅝	35⅛	16 3/16	30 1/16
8⅝	41⅛	4 3/16	36 1/16
10¾	41⅛	6 5/16	36 1/16
11⅝	41⅛	7 3/16	36 1/16
11¾	41⅛	7 5/16	36 1/16
13¼	41⅛	8 13/16	36 1/16
14⅝	41⅛	10 3/16	36 1/16
16⅛	41⅛	11 1/16	36 1/16
17⅝	41⅛	13 3/16	36 1/16
20⅝	41⅛	16 3/16	36 1/16

FULL OVERLAY GLASS SIZES FOR CAMDEN, NANTUCKET, NEWPORT AND SEA SPRAY

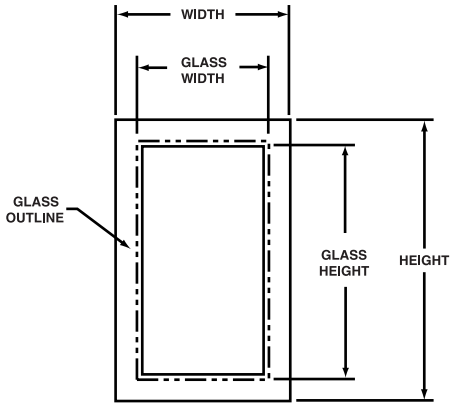

BACK VIEW OF DOOR

Door Width	Door Height	Glass Width	Glass Height
14⅝	11⅛	9⅞	6⅜
16⅛	11⅛	11⅜	6⅜
17⅝	11⅛	12⅞	6⅜
19⅛	11⅛	14⅜	6⅜
20⅝	11⅛	15⅞	6⅜
11¾	14⅛	7	9⅜
13¼	14⅛	8½	9⅜
14⅝	14⅛	9⅞	9⅜
16⅛	14⅛	11⅜	9⅜
17⅝	14⅛	12⅞	9⅜
19⅛	14⅛	14⅜	9⅜
11¾	17⅛	7	12⅜
13¼	17⅛	8½	12⅜
14⅝	17⅛	9⅞	12⅜
16⅛	17⅛	11⅜	12⅜
17⅝	17⅛	12⅞	12⅜
19⅛	17⅛	14⅜	12⅜
20⅝	17⅛	15⅞	12⅜
14⅝	20⅛	9⅞	15⅜
16⅛	20⅛	11⅜	15⅜
17⅝	20⅛	12⅞	15⅜
19⅛	20⅛	14⅜	15⅜
11¾	23⅛	7	18⅜
13¼	23⅛	8½	18⅜
14⅝	23⅛	9⅞	18⅜
16⅛	23⅛	11⅜	18⅜
17⅝	23⅛	12⅞	18⅜
17¾	23⅛	13	18⅜
19⅛	23⅛	14⅜	18⅜
20⅝	23⅛	15⅞	18⅜
14⅝	26⅛	9⅞	21⅜
16⅛	26⅛	11⅜	21⅜
17⅝	26⅛	12⅞	21⅜
19⅛	26⅛	14⅜	21⅜
8⅝	29⅛	3⅞	24⅜
10¾	29⅛	6	24⅜
11⅛	29⅛	6⅞	24⅜
11¾	29⅛	7	24⅜
13¼	29⅛	8½	24⅜
14⅝	29⅛	9⅞	24⅜
16⅛	29⅛	11⅜	24⅜
17⅝	29⅛	12⅞	24⅜
17¾	29⅛	13	24⅜
19⅛	29⅛	14⅜	24⅜
20⅝	29⅛	15⅞	24⅜
11⅛	29⅝	6⅞	24⅞
11¾	29⅝	7	24⅞
13¼	29⅝	8½	24⅞
14⅝	29⅝	9⅞	24⅞
16⅛	29⅝	11⅜	24⅞
17⅝	29⅝	12⅞	24⅞
19⅛	29⅝	14⅜	24⅞
20⅝	29⅝	15⅞	24⅞
8⅝	35⅛	3⅞	30⅜
10¾	35⅛	6	30⅜
11⅛	35⅛	6⅞	30⅜
11¾	35⅛	7	30⅜
13¼	35⅛	8½	30⅜
14⅝	35⅛	9⅞	30⅜
16⅛	35⅛	11⅜	30⅜
17⅝	35⅛	12⅞	30⅜
17¾	35⅛	13	30⅜
19⅛	35⅛	14⅜	30⅜
20⅝	35⅛	15⅞	30⅜
8⅝	41⅛	3⅞	36⅜
10¾	41⅛	6	36⅜
11⅛	41⅛	6⅞	36⅜
11¾	41⅛	7	36⅜
13¼	41⅛	8½	36⅜
14⅝	41⅛	9⅞	36⅜
16⅛	41⅛	11⅜	36⅜
17⅝	41⅛	12⅞	36⅜
20⅝	41⅛	15⅞	36⅜

FULL OVERLAY GLASS SIZES FOR BELMONT AND HARTFORD

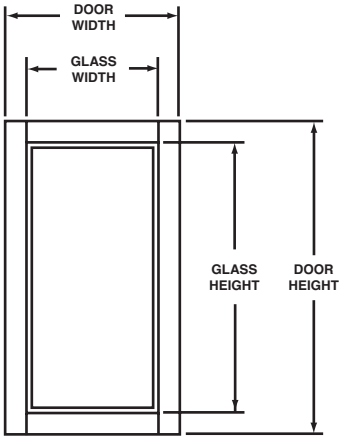

BACK VIEW OF DOOR

Door Width	Door Height	Glass Width	Glass Height
14⅝	11⅛	9 7/16	6 5/16
16⅛	11⅛	10 15/16	6 5/16
17⅝	11⅛	12 7/16	6 5/16
19⅛	11⅛	13 15/16	6 5/16
20⅝	11⅛	15 7/16	6 5/16
11¾	14⅛	6 7/16	9 5/16
13¼	14⅛	8 1/16	9 5/16
14⅝	14⅛	9 7/16	9 5/16
16⅛	14⅛	10 15/16	9 5/16
17⅝	14⅛	12 7/16	9 5/16
19⅛	14⅛	13 15/16	9 5/16
11¾	17⅛	6 7/16	12 5/16
13¼	17⅛	8 1/16	12 5/16
14⅝	17⅛	9 7/16	12 5/16
16⅛	17⅛	10 15/16	12 5/16
17⅝	17⅛	12 7/16	12 5/16
19⅛	17⅛	13 15/16	12 5/16
20⅝	17⅛	15 7/16	12 5/16
14⅝	20⅛	9 7/16	15 5/16
16⅛	20⅛	10 15/16	15 5/16
17⅝	20⅛	12 7/16	15 5/16
19⅛	20⅛	13 15/16	15 5/16
11¾	23⅛	6 7/16	18 5/16
13¼	23⅛	8 1/16	18 5/16
14⅝	23⅛	9 7/16	18 5/16
16⅛	23⅛	10 15/16	18 5/16
17⅝	23⅛	12 7/16	18 5/16
17¾	23⅛	12 7/16	18 5/16
19⅛	23⅛	13 15/16	18 5/16
20⅝	23⅛	15 7/16	18 5/16
14⅝	26⅛	9 7/16	21 5/16
16⅛	26⅛	10 15/16	21 5/16
17⅝	26⅛	12 7/16	21 5/16
19⅛	26⅛	13 15/16	21 5/16
8⅝	29⅛	3 7/16	24 5/16
10¾	29⅛	5 7/16	24 5/16
11⅝	29⅛	6 7/16	24 5/16
11¾	29⅛	6 7/16	24 5/16
13¼	29⅛	8 1/16	24 5/16
14⅝	29⅛	9 7/16	24 5/16
16⅛	29⅛	10 15/16	24 5/16
17⅝	29⅛	12 7/16	24 5/16
17¾	29⅛	12 7/16	24 5/16
19⅛	29⅛	13 15/16	24 5/16
20⅝	29⅛	15 7/16	24 5/16
11⅝	29⅝	6 7/16	24 13/16
11¾	29⅝	6 7/16	24 13/16
13¼	29⅝	8 1/16	24 13/16
14⅝	29⅝	9 7/16	24 13/16
16⅛	29⅝	10 15/16	24 13/16
17⅝	29⅝	12 7/16	24 13/16
19⅛	29⅝	13 15/16	24 13/16
20⅝	29⅝	15 7/16	24 13/16
8⅝	35⅛	3 7/16	30 5/16
10¾	35⅛	5 7/16	30 5/16
11⅝	35⅛	6 7/16	30 5/16
11¾	35⅛	6 7/16	30 5/16
13¼	35⅛	8 1/16	30 5/16
14⅝	35⅛	9 7/16	30 5/16
16⅛	35⅛	10 15/16	30 5/16
17⅝	35⅛	12 7/16	30 5/16
17¾	35⅛	12 7/16	30 5/16
19⅛	35⅛	13 15/16	30 5/16
20⅝	35⅛	15 7/16	30 5/16
8⅝	41⅛	3 7/16	36 5/16
10¾	41⅛	5 7/16	36 5/16
11⅝	41⅛	6 7/16	36 5/16
11¾	41⅛	6 7/16	36 5/16
13¼	41⅛	8 1/16	36 5/16
14⅝	41⅛	9 7/16	36 5/16
16⅛	41⅛	10 15/16	36 5/16
17⅝	41⅛	12 7/16	36 5/16
20⅝	41⅛	15 7/16	36 5/16

BISHOP & TRESTLE GLASS SIZES FOR DECORATIVE DOOR FRAMES AND MULLION DOORS

Door Width	Door Height	Glass Width	Glass Height
14⅝	11⅛	8⁹⁄₁₆	5¹⁄₁₆
16⅛	11⅛	10¹⁄₁₆	5¹⁄₁₆
17⅝	11⅛	11⁹⁄₁₆	5¹⁄₁₆
19⅛	11⅛	13¹⁄₁₆	5¹⁄₁₆
20⅝	11⅛	14⁹⁄₁₆	5¹⁄₁₆
11¾	14⅛	5¹¹⁄₁₆	8¹⁄₁₆
13¼	14⅛	7³⁄₁₆	8¹⁄₁₆
14⅝	14⅛	8⁹⁄₁₆	8¹⁄₁₆
16⅛	14⅛	10¹⁄₁₆	8¹⁄₁₆
17⅝	14⅛	11⁹⁄₁₆	8¹⁄₁₆
19⅛	14⅛	13¹⁄₁₆	8¹⁄₁₆
11¾	17⅛	5¹¹⁄₁₆	11¹⁄₁₆
13¼	17⅛	7³⁄₁₆	11¹⁄₁₆
14⅝	17⅛	8⁹⁄₁₆	11¹⁄₁₆
16⅛	17⅛	10¹⁄₁₆	11¹⁄₁₆
17⅝	17⅛	11⁹⁄₁₆	11¹⁄₁₆
19⅛	17⅛	13¹⁄₁₆	11¹⁄₁₆
20⅝	17⅛	14⁹⁄₁₆	11¹⁄₁₆
14⅝	20⅛	8⁹⁄₁₆	14¹⁄₁₆
16⅛	20⅛	10¹⁄₁₆	14¹⁄₁₆
17⅝	20⅛	11⁹⁄₁₆	14¹⁄₁₆
19⅛	20⅛	13¹⁄₁₆	14¹⁄₁₆
11¾	23⅛	5¹¹⁄₁₆	17¹⁄₁₆
13¼	23⅛	7³⁄₁₆	17¹⁄₁₆
14⅝	23⅛	8⁹⁄₁₆	17¹⁄₁₆
16⅛	23⅛	10¹⁄₁₆	17¹⁄₁₆
17⅝	23⅛	11⁹⁄₁₆	17¹⁄₁₆
17¾	23⅛	11¹¹⁄₁₆	17¹⁄₁₆
19⅛	23⅛	13¹⁄₁₆	17¹⁄₁₆
20⅝	23⅛	14⁹⁄₁₆	17¹⁄₁₆
14⅝	26⅛	8⁹⁄₁₆	20¹⁄₁₆
16⅛	26⅛	10¹⁄₁₆	20¹⁄₁₆
17⅝	26⅛	11⁹⁄₁₆	20¹⁄₁₆
19⅛	26⅛	13¹⁄₁₆	20¹⁄₁₆
8⅝	29⅛	2⁹⁄₁₆	23¹⁄₁₆
10¾	29⅛	4¹¹⁄₁₆	23¹⁄₁₆
11⅝	29⅛	5⁹⁄₁₆	23¹⁄₁₆
11¾	29⅛	5¹¹⁄₁₆	23¹⁄₁₆
13¼	29⅛	7³⁄₁₆	23¹⁄₁₆
14⅝	29⅛	8⁹⁄₁₆	23¹⁄₁₆
16⅛	29⅛	10¹⁄₁₆	23¹⁄₁₆
17⅝	29⅛	11⁹⁄₁₆	23¹⁄₁₆
17¾	29⅛	11¹¹⁄₁₆	23¹⁄₁₆
19⅛	29⅛	13¹⁄₁₆	23¹⁄₁₆
20⅝	29⅛	14⁹⁄₁₆	23¹⁄₁₆

Door Width	Door Height	Glass Width	Glass Height
11⅝	29⅝	5⁹⁄₁₆	23⁹⁄₁₆
11¾	29⅝	5¹¹⁄₁₆	23⁹⁄₁₆
13¼	29⅝	7³⁄₁₆	23⁹⁄₁₆
14⅝	29⅝	8⁹⁄₁₆	23⁹⁄₁₆
16⅛	29⅝	10¹⁄₁₆	23⁹⁄₁₆
17⅝	29⅝	11⁹⁄₁₆	23⁹⁄₁₆
19⅛	29⅝	13¹⁄₁₆	23⁹⁄₁₆
20⅝	29⅝	14⁹⁄₁₆	23⁹⁄₁₆
8⅝	35⅛	2⁹⁄₁₆	29¹⁄₁₆
10¾	35⅛	4¹¹⁄₁₆	29¹⁄₁₆
11⅝	35⅛	5⁹⁄₁₆	29¹⁄₁₆
11¾	35⅛	5¹¹⁄₁₆	29¹⁄₁₆
13¼	35⅛	7³⁄₁₆	29¹⁄₁₆
14⅝	35⅛	8⁹⁄₁₆	29¹⁄₁₆
16⅛	35⅛	10¹⁄₁₆	29¹⁄₁₆
17⅝	35⅛	11⁹⁄₁₆	29¹⁄₁₆
17¾	35⅛	11¹¹⁄₁₆	29¹⁄₁₆
19⅛	35⅛	13¹⁄₁₆	29¹⁄₁₆
20⅝	35⅛	14⁹⁄₁₆	29¹⁄₁₆
8⅝	41⅛	2⁹⁄₁₆	35¹⁄₁₆
10¾	41⅛	4¹¹⁄₁₆	35¹⁄₁₆
11⅝	41⅛	5⁹⁄₁₆	35¹⁄₁₆
11¾	41⅛	5¹¹⁄₁₆	35¹⁄₁₆
13¼	41⅛	7³⁄₁₆	35¹⁄₁₆
14⅝	41⅛	8⁹⁄₁₆	35¹⁄₁₆
16⅛	41⅛	10¹⁄₁₆	35¹⁄₁₆
17⅝	41⅛	11⁹⁄₁₆	35¹⁄₁₆
20⅝	41⅛	14⁹⁄₁₆	35¹⁄₁₆

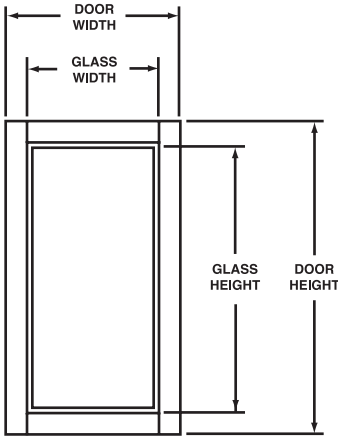

BACK VIEW OF DOOR

Note: For full overlay doors without center mullion, add ⅛" to the glass width listed above.

ORDERING REPLACEMENT DOORS AND DRAWERS

To eliminate errors occurring when ordering replacements, please use the following guidelines. Note that some item codes are very similar and must have the description code to determine the correct item.

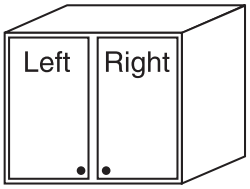

1. Always order using the item codes found in the Easy Parts Search Program found on the Wellborn and You (WAY) site under Order Management.
2. Search for your code in the Easy Parts Search Program using the following criteria:
   a. Cabinet
   b. Door Styles
   c. Classic Drawer Front Option (if applicable)
   d. Slab Drawer Front Option (if applicable)

3. In the Easy Parts Search Program, highlight the finished door or decorative door frame, copy the entire row and paste it into the material blank of your Direct Connect order. Remember to select any additional options. Always specify what hinge or hand type (right or left) you need. To determine which hand you need, always picture the cabinet as it would be installed and then specify which side of the door is hinged as you face the front of the cabinet.

4. In the Easy Parts Search Program, highlight the drawer front or complete drawer, copy the entire row and paste it into the material blank of your Direct Connect order. Remember to select any additional options. For drawers, you must specify the cabinet depth. When ordering replacements for Full Overlay door styles, you will need to specify the drawer position for drawer stacks. See the diagrams.

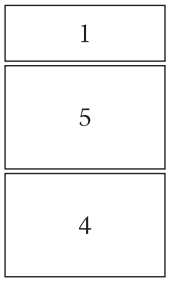

3DB, VDB, VSDB, VLC and Ovens

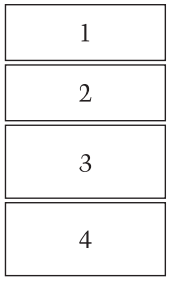

4DB, VDBBH and VSDBBH

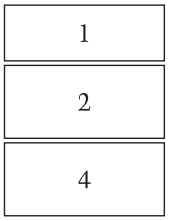

DDB (Desk Height)

Pricing

For finished doors, take the actual square footage of the door and multiply by the price for the increment under the door style you are ordering. For decorative door frames, pricing is $80 per SF based on a minimum/SF charge. For Mullion Doors, pricing is $160 per SF based on a minimum/SF charge.

Select Doors $/SF	Loft Manchester	Camden Imperial SeaSpray	Trestle	Alto Arlington Franklin Hancock	Bedford Bishop Harmony Harvest Millbrook Prairie Urban	Belmont Concord Hartford Nantucket Newport
0 - 2.0	$39	$49	$53	$60	$80	$84
2.1 - 4.0	$33	$39	$42	$49	$67	$72
4.1 - 6.0	$29	$35	$37	$45	$62	$68
> 6.1	$25	$31	$33	$39	$56	$62

For Example:
W2130 replacement door in Arlington Square
27.5 x. 18.5 = 508.75 / 144 = 3.533 sq. ft.
3.533 x $49 = $173.12 which rounds to $173 List

Pricing

For drawer fronts, take the actual square footage of the drawer front and multiply by the price for the increment under the door style you are ordering. For complete drawers, all overlay door styles are $325 per sq. ft.

- Blank fronts are a minimum of .5 SF charge based on door styles and tiered pricing.
- Complete Drawers are a minimum of 1 SF charge based.

Select Blank Fronts $/SF	Loft Manchester	Camden Imperial SeaSpray	Trestle	Alto Arlington Franklin Hancock	Bedford Bishop Harmony Harvest Millbrook Prairie Urban	Belmont Concord Hartford Nantucket Newport
< 1.0	$52	$62	$66	$67	$91	$95
> 1.1	$45	$52	$56	$57	$77	$82

For Example:
B21 replacement drawer front in Arlington Square
5 x 18.5 = 92.5 / 144 = 0.6424 sq. ft.
0.6424 x $67 = $43.04 which rounds to $43 List

REPLACEMENT SHELVES	
4″ Deep Cabinet Shelves	
VW12″ wide	SHV0209
VW15″ wide	SHV0212
4 1/2″ Deep Cabinet Shelves	
MC18″ wide	SHV0315
TV24″ wide	SHV0306
TV30″ wide	SHV0308
TV36″ wide	SHV0310
TV48″ wide	SHV0314
8″ Deep Cabinet Shelves	
TT24″ wide	SHV0622
12″ Deep Cabinet Shelves	
9″ wide	SHV1007
12″ wide	SHV1010
15″ wide	SHV1013
18″ wide	SHV1016
21″ wide	SHV1019
24″ wide	SHV1022
27″ wide, BBC36, WBC 27″ wide	SHV1025
30″ wide	SHV1028
33″ wide, BBC39	SHV1031
36″ wide	SHV1034
39″ wide, BBC42	SHV1037
42″ wide	SHV1040
45″ wide, BBC45	SHV1043
48″ wide, BBC48	SHV1046
18″ Deep Cabinet Shelves	
VLC18″ wide	SHV1616
VLC24″ wide	SHV1622
21″ Deep Cabinet Shelves	
VLC188421	SHV1916
VLC248421	SHV1922
24″ Deep Cabinet Shelves	
12″ wide	SHV2210
15″ wide	SHV2213
18″ wide	SHV2216
21″ wide	SHV2219
24″ wide	SHV2222
27″ wide	SHV2225
30″ wide	SHV2228
33″ wide	SHV2231
36″ wide	SHV2234
39″ wide	SHV2237
42″ wide	SHV2240
45″ wide	SHV2243
48″ wide	SHV2246
60″ wide	SHV2258
Diagonal Cabinet Shelves	
DC21″ wide	SHV1919DC
DC24″ wide	SHV2222DC
DC27″ wide	SHV2525DC
Angle Cabinet Shelves	
AW	SHV0909AW
ABC12	SHV1022ABC
AB2424, TAC24,	SHV2121AB
Easy Reach Cabinet Shelves	
ERC24″ wide	SHV2222ERC
ERC3630	SHV3434ERC
AERC	SHV2219AERC
Return Angle Cabinet Shelves	
RAW12″ wide	SHV0909RAW
BWRA24″ wide	SHV2121BWRA
Corner Sink Cabinet Shelves	
CSB33	SHV3131CSB
CSB36	SHV3434CSB
DCSB36	SHV3434DCSB
FINISHED INTERIOR REPLACEMENT SHELVES	
4″ Deep Cabinet Shelves	
VW12″ wide	SHV0210VWFI
VW15″ wide	SHV0213VWFI
8″ Deep Cabinet Shelves	
TT24″ wide	SHV0622TTFI

NOTE: Finish charges will apply for Finished Interior Shelves

FINISHED INTERIOR REPLACEMENT SHELVES	
12″ Deep Cabinet Shelves	
9″ wide	SHV1007FI
12″ wide	SHV1010FI
15″ wide	SHV1013FI
18″ wide	SHV1016FI
21″ wide	SHV1019FI
24″ wide	SHV1022FI
27″ wide, BBC36, WBC27″ wide	SHV1025FI
30″ wide	SHV1028FI
33″ wide, BBC39	SHV1031FI
36″ wide	SHV1034FI
39″ wide, BBC42	SHV1037FI
42″ wide	SHV1040FI
45″ wide, BBC45	SHV1043FI
48″ wide, BBC48	SHV1046FI
18″ Deep Cabinet Shelves	
VLC18″ wide	SHV1616FI
VLC24″ wide	SHV1622FI
21″ Deep Cabinet Shelves	
VLC188421	SHV1916FI
VLC248421	SHV1922FI
24″ Deep Cabinet Shelves	
12″ wide	SHV2210FI
15″ wide	SHV2213FI
18″ wide	SHV2216FI
21″ wide	SHV2219FI
24″ wide	SHV2222FI
27″ wide	SHV2225FI
30″ wide	SHV2228FI
33″ wide	SHV2231FI
36″ wide	SHV2234FI
39″ wide	SHV2237FI
42″ wide	SHV2240FI
45″ wide	SHV2243FI
48″ wide	SHV2246FI
60″ wide	SHV2258FI
Diagonal Cabinet Shelves	
DC21″ wide	SHV1919DCFI
DC24″ wide	SHV2222DCFI
DC27″ wide	SHV2525DCFI
Angle Cabinet Shelves	
AW	SHV0909AWFI
ABC12	SHV1022ABCFI
AB2424, TAC24	SHV2121ABFI
Easy Reach Cabinet Shelves	
ERC24″ wide	SHV2222ERCFI
ERC36″ wide	SHV3434ERCFI
AERC	SHV2219AERCFI
Return Angle Cabinet Shelves	
RAW12″ wide	SHV0909RAWFI
BWRA24″ wide	SHV2121BWRAFI
Corner Sink Cabinet Shelves	
CSB33	SHV3131CSBFI
CSB36	SHV3434CSBFI
DCSB36	SHV3434DCSBFI
Open Display	
ODW18	SHV1016BC
ODW21	SHV1019ODW
ODW24	SHV1022BC
ODW30	SHV1028BC
ODB15	SHV2213ODB
ODB18, ODDB18	SHV2216ODB
ODDB21	SHV2219ODB
ODB24, ODDB24	SHV2222ODB
ODDB30	SHV2228ODB
ODDB36	SHV2234ODB
Bookcase/China Cabinet Shelves	
BKC18″ wide	SHV1016BC
BKC24″ wide, CC24″ wide	SHV1022BC
BKC30″ wide, CC30″ wide	SHV1028BC
BKC36″ wide, CC36″ wide	SHV1034BC
BKC18″ wide 18″ deep	SHV1616BC
BKC24″ wide 18″ deep	SHV1622BC
BKC30″ wide 18″ deep	SHV1628BC
BKC36″ wide 18″ deep	SHV1634BC

FINISHED INTERIOR REPLACEMENT SHELVES	
WN30	SHV0510WN
WWN30	SHV1111WWN
BES2412	SHV1022BES
PENINSULA REPLACEMENT SHELVES	
12″ Deep Cabinet Shelves	
9″ wide	SHV1007P
12″ wide	SHV1010P
15″ wide	SHV1013P
18″ wide	SHV1016P
21″ wide	SHV1019P
24″ wide	SHV1022P
27″ wide, BBC36, WBC27″ wide	SHV1025P
30″ wide	SHV1028P
33″ wide, BBC39	SHV1031P
36″ wide	SHV1034P
39″ wide, BBC42	SHV1037P
42″ wide	SHV1040P
45″ wide, BBC45	SHV1043P
48″ wide, BBC48	SHV1046P
24″ Deep Cabinet Shelves	
12″ wide	SHV2210P
15″ wide	SHV2213P
18″ wide	SHV2216P
21″ wide	SHV2219P
24″ wide	SHV2222P
27″ wide	SHV2225P
30″ wide	SHV2228P
33″ wide	SHV2231P
36″ wide	SHV2234P
39″ wide	SHV2237P
42″ wide	SHV2240P
45″ wide	SHV2243P
48″ wide	SHV2246P
60″ wide	SHV2258P
Diagonal Cabinet Shelves	
DC24″ wide	SHV2222DCP
Corner Sink Cabinet Shelves	
BBC27P	SHV2522BBCP
FINISHED INTERIOR PENINSULA REPLACEMENT SHELVES	
12″ Deep Cabinet Shelves	
9″ wide	SHV1007PFI
12″ wide	SHV1010PFI
15″ wide	SHV1013PFI
18″ wide	SHV1016PFI
21″ wide	SHV1019PFI
24″ wide	SHV1022PFI
27″ wide, BBC36, WBC27″ wide	SHV1025PFI
30″ wide	SHV1028PFI
33″ wide, BBC39	SHV1031PFI
36″ wide	SHV1034PFI
39″ wide, BBC42	SHV1037PFI
42″ wide	SHV1040PFI
45″ wide, BBC45	SHV1043PFI
48″ wide, BBC48	SHV1046PFI
24″ Deep Cabinet Shelves	
12″ wide	SHV2210PFI
15″ wide	SHV2213PFI
18″ wide	SHV2216PFI
21″ wide	SHV2219PFI
24″ wide	SHV2222PFI
27″ wide	SHV2225PFI
30″ wide	SHV2228PFI
33″ wide	SHV2231PFI
36″ wide	SHV2234PFI
39″ wide	SHV2237PFI
42″ wide	SHV2240PFI
45″ wide	SHV2243PFI
48″ wide	SHV2246PFI
60″ wide	SHV2258PFI
Diagonal Cabinet Shelves	
DC24″ wide	SHV2222DCPFI
Corner Sink Cabinet Shelves	
BBC27P	SHV2522BBCPFI

CONSTRUCTION CLARIFICATION FOR SLIDING SHELVES

	21″ Deep Dovetail Full Extension Soft Close Sliding Shelves SSDSC1221 SSDSC1521 SSDSC1821 SSDSC2121 SSDSC2421 SSDSC2721 SSDSC3021WCM SSDSC3321 SSDSC3321WCM SSDSC3621WCM SSDSC3921	24″ Deep Dovetail Full Extension Soft Close Sliding Shelves SSDSC1224 SSDSC1524 SSDSC1824 SSDSC2124 SSDSC2424 SSDSC2724 SSDSC3024WCM SSDSC3324 SSDSC3324WCM SSDSC3624WCM SSDSC3924
For all door styles		
Front	¾″ Solid Wood	⅝″ Solid Wood
Sides	¾″ Solid Wood	⅝″ Solid Wood
Back	¾″ Solid Wood	⅝″ Solid Wood
Bottom	3/16″ Plywood	3/16″ Plywood
Mounting Bracket	Wood Supports	Wood Supports
Drawer Height	3½″	3½″

REFERENCE CHART

SLIDING SHELVES MAP

Select Standard Construction	Select Standard Construction SSDSCIN FR option	Select PWD upgrade	Select PWD upgrade SSDSCIN FR option	Select WDSC upgrade	Select WDSC upgrade SSDSCIN FR option
Example — List Price Arlington Maple Standard Finish B21SS **$550**	Example — List Price Arlington Maple Standard Finish B21 **$419** 1SSDSCIN **$328** Install charge **$50** Total **$797**	Example — List Price Arlington Maple Standard Finish B21SS **$550** PWD option **$60** Total **$610**	Example — List Price Arlington Maple Standard Finish B21 **$419** PWD option **$60** 1SSDSCIN **$328** Install charge **$50** Total **$857**	Example — List Price Arlington Maple Standard Finish B21SS **$550** WDSC option (2) **$240** Total **$790**	Example — List Price Arlington Maple Standard Finish B21 **$419** WDSC option **$120** 1SSDSCIN **$328** Install charge **$50** Total **$917**
Drawer: Standard is 3/4" laminated furniture board with side mount drawer sides Sliding Shelf: Standard is 3 7/16" high wood dovetail SS with full extension drawer slides	Drawer: Standard is 3/4" laminated furniture board with side mount drawer sides Sliding Shelf: Standard is 3 7/16" high wood dovetail SS with full extension drawer slides	Drawer: Standard is 3/4" dovetailed plywood with under mount drawer slides Sliding Shelf: Standard is 3 7/16" high wood dovetail SS with full extension drawer slides	Drawer: Standard is 3/4" dovetailed plywood with under mount drawer slides Sliding Shelf: Standard is 3 7/16" high wood dovetail SS with full extension drawer slides	Drawer: Standard is 3/4" solid wood dovetail drawer with full extension undermount drawer slides featuring soft close Slide Shelf: Standard is 3 7/16" high wood dovetail SS with full extension drawer slides	Drawer: Standard is 3/4" solid wood dovetail drawer with full extension undermount drawer slides featuring soft close Sliding Shelf: Standard is 3 7/16" high wood dovetail SS with full extension drawer slides
List Totals $550	**$797**	**$610**	**$857**	**$790**	**$917**
	Diff vs Std $247 **Diff vs FRs $175**		**Diff vs Std $247** **Diff vs FRs $175**		**Diff vs Std $127** **Diff vs FRs $175**

Premier Standard Construction	Premier Standard Construction SSDSCIN FR option
Example — List Price Essex Maple Standard Finish B21SS **$784**	Example — List Price Essex Maple Standard Finish B21 **$614** 1SSDSCIN **$328** Install charge **$50** Total **$992**
Drawer: Standard is 3/4" solid wood dovetail drawer with full extension undermount drawer slides featuring soft close Sliding Shelf: Standard is 3 7/16" high wood dovetail SS with full extension drawer slides	Drawer: Standard is 3/4" solid wood dovetail drawer with full extension undermount drawer slides featuring soft close Sliding Shelf: Standard is 3 7/16" high wood dovetail SS with full extension drawer slides
List Totals $784	**List Totals $992**
	Diff vs Std $208 **Diff vs FRs $175**

Pricing shown is only an example. It is not exact and should not be used for quotes.

WELLBORN CABINET, INC.®

The Essence of Cabinetry

SPECIFICATION CATALOG

The Premier Series

The Premier Series

THE PREMIER SERIES — 2016 PRODUCT SUMMARY

Available to order May 2, 2016

New Door Style:
- Antigua, Charleston, Chelsea, Madison Arch, Cathedral & Square, Richmond & Vienna in Oak & Hickory
- Bridgeport, Davenport Arch & Square, Essex, Harbour, Henlow Arch & Square, Melrose, Messina, Rose Hall Cathedral, Wellington & Winslow in Hickory
- Cortland & Seville Arch & Square in Character Cherry & Hickory
- Harmony in Cherry & Maple
- Madison Arch & Square in Character Maple
- Prairie in Cherry, Maple & Oak
- Rose Hall Arch, Cathedral & Square in Character Cherry

New Drawer Front option:
- Horizontal Grain Drawer Front option on Milan door style

New Finish:
- Cloud Mocha: A transparent white stain with a rich chocolate Mocha glaze
- Cloud Pewter: A transparent white stain with a light gray Pewter glaze
- Dove Pewter: A light gray painted finish with a light gray Pewter glaze
- Drift Java: A transparent gray stain with a dark brown Java glaze
- Drift Pewter: A transparent gray stain with a light gray Pewter glaze
- Ginger Toffee: A warm golden finish with a brown Toffee glaze
- Oatmeal Java: A warm taupe stain with a dark brown Java glaze
- Pebble Pewter: A taupe painted finish with a light gray Pewter glaze
- Porcelain: A gray-white painted finish
- Porcelain Java: A gray-white painted finish with a dark brown Java glaze
- Porcelain Pewter: A gray-white painted finish with a light gray Pewter glaze
- Sandstone Pewter: A cream painted finish with a light gray Pewter glaze
- Shadow Pewter: A gray stain with a light gray Pewter glaze

Available to order May 2, 2016 continued

Expanded/New Semi-Custom Options:
- Modify Dimensions: Depth, Height & Width
- Extended Stiles to ¼″
- Flush Finished Back
- Shelf Edge Profile
- Wide Stiles to ¼″
- Pocket Doors Installed

You Draw It Program:
- Requires All Plywood Cabinet Construction

New Cabinets & Accessories

Available to order July 11, 2016

New Door Style:
- Davenport Square Inset in Cherry, Maple, Oak & Hickory
- Hanover Inset in Cherry, Character Cherry, Maple, Character Maple, Oak & Hickory
- Henlow Square Inset in Cherry, Maple, Oak & Hickory

New Technique:
- Brush Finish: Available on Maple door styles in Crème, Divinity, Glacier, Pebble, Sandstone & Vanilla

New ColorInspire:
- Available on Maple door styles

Available to order October 3, 2016

New Finish:
- Braze: A brown stain with white, gray & brown glazing
- Forge: A dark gray stain with dark gray & brown glazing
- Tensile: A light gray stain with white & gray glazing
- Tungsten: A medium gray stain with gray & brown glazing

EXTENDED LEAD TIME

Some door profiles and wood species will vary in lead time from the standard Wellborn lead time. See the Door Style Chart for details.

END PANEL CONSTRUCTION NOTE

Standard Premier Series is constructed of furniture board end panels with non-matching wood grain laminate. Plywood Cabinet Ends and All Plywood Construction receive unfinished plywood end panels.

Please remember to specify finished ends for all exposed ends*. See end panel options on page Premier–1–6.

*Some cabinets are standard with matching finished or flush cabinet ends; refer to the individual cabinet specifications in the specification catalog.

RUSH PROGRAM GUIDELINES

As stated in the Wellborn Cabinet, Inc. Customer Guide, the Rush Program enables Wellborn customers to expedite a limited number of cabinets and accessories on a weekly basis. However, there are some exceptions to this program.

The following categories of items are excluded from our Rush Program:

Curved door cabinetry, curved mouldings, wainscot, custom appliance panels, custom door and drawer panels, all hoods and hood liners, entertainment cabinets, fluted wall pullouts, half-arch mullion doors, decorative glass doors, narrow arch valances, mantle hood program, islands and island components, matching tall utility and linen end panels with and without posts attached, manufactured marketing and display materials (except SFK's), stains, appliance panels, integrated matching end, toe kick added, wide top rail, increased depth & reduced depth for matching end panels, metal doors, decorative door hardware and other miscellaneous hardware.

This is not a complete and comprehensive list, but a summary of the categories. (Please refer to your Customer Guide for detailed program information.) Items available on the Rush Program are subject to change at Wellborn Cabinet, Inc.'s discretion.

INSTALLATION NOTE

Any wall cabinets greater than 36″ wide are not recommended as stand alone cabinets without additional reinforcements above and beyond Wellborn's installation manual guidelines. We also recommend that any stand alone cabinet, regardless of width, be reinforced with angle brackets to help support the weight that is added to cabinet interior from accessories. Wellborn Cabinet, Inc. will not warranty any cabinets that fall as a result of standing alone. It is the dealer's responsibility to design cabinetry that is not single displayed on a wall. Dealer will be obligated to pay the cost of damages if dealer designs kitchen with single cabinets. Wellborn Cabinet Inc. meets or exceeds KCMA weight requirements.

Wall

¾″ x 1¾″ dried solid wood face frames; mortised and tenoned, glued and stapled

½″ Natural maple wood grain laminated furniture board edge banded end panels

Hanging rail dadoed to receive cabinet floor

Interior is natural maple wood grain or white laminate*

Doors have 6 way adjustable, smooth close, WellLine® concealed hinges.

Inset will be standard WCM for 30″-36″ wide cabinets.

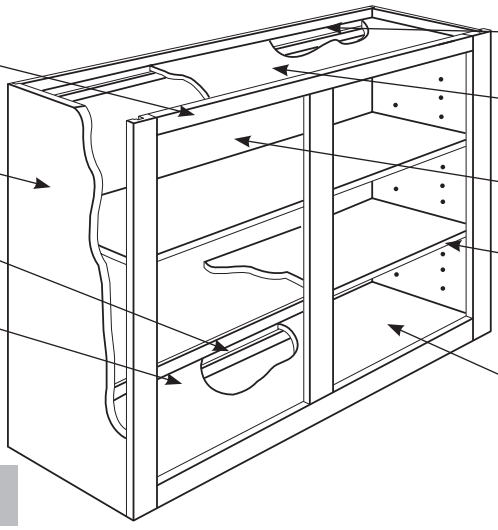

11/16″ x 3½″ Wood grain** laminated fiberboard hanging rails

½″ Wood grain** laminated furniture board top

⅛″ Wood grain** printed MDF back

¾″ Wood grain** laminated furniture board adjustable shelves with edge banding; WellLock Shelf Clips®

½″ Wood grain** laminated furniture board bottom

* For Paints and Paints with Glazes, the interior and exterior will be natural maple wood grain laminate.
** For Brighton door styles, drawer front is ¾″ fiberboard with White or Linen thermofoil.
The cabinet interior is white laminate and the exterior is natural maple wood grain laminate except cabinets with standard APC construction which have natural maple wood grain laminate interior. Face frames are painted maple.

Base

¾″ x 3½″ Solid wood center stile

11/16″ x 3½″ Wood grain** laminated fiberboard hanging rails

⅛″ Wood grain** printed MDF back

½″ Natural maple wood grain, laminated furniture board end panels

4½″ h x 3⅜″ d Toe kick cut out, ½″ unfinished furniture board toe kick extends to cabinet floor for captive construction

Inset will be standard WCM for 30″-36″ wide cabinets.

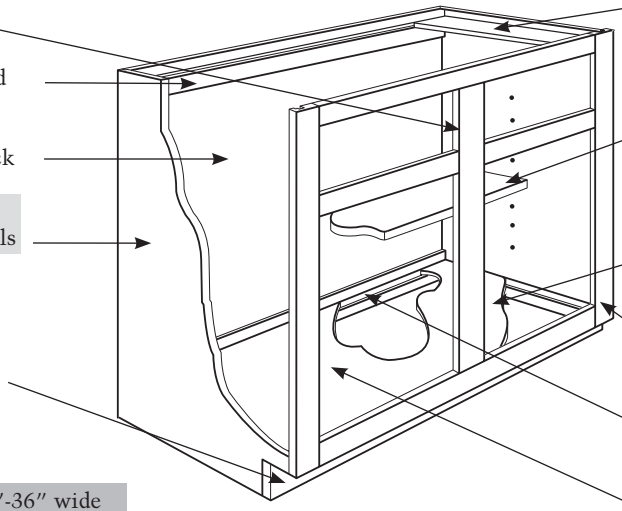

½″ x 3″ I-Beam furniture board support dadoed into front, back and side

¾″ Wood grain** laminated furniture board adjustable shelves with edge banding; dual locking WellLock Shelf Clips®

½″ Wood grain** laminated furniture board bottom (solid wood brace on 36″ wide and larger cabinets)

¾″ x 1¾″ Kiln-dried, solid wood face frames; mortised and tenoned, glued and stapled

Hanging rail dadoed to receive cabinet floor

Interior is a natural maple wood grain or white laminate*

* For Paints and Paints with Glazes, the interior and exterior will be natural maple wood grain laminate.
** For Brighton door styles, drawer front is ¾″ fiberboard with White or Linen thermofoil.
The cabinet interior is white laminate and the exterior is natural maple wood grain laminate except cabinets with standard APC construction which have natural maple wood grain laminate interior. Face frames are painted maple.

Drawer

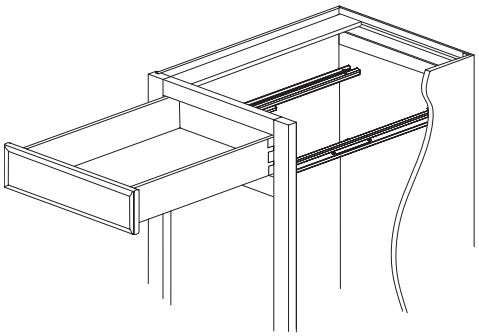

⅝″ Solid hardwood drawer in a natural finish with laminated plywood drawer bottom, dovetail construction and full extension undermount drawer slides featuring soft close. The soft closing function creates a perfectly silent and effortless operation. The last phase of the closing procedure leads to perfect movement without rebounding or springing back. Drawer has a 75 lb. weight capacity.

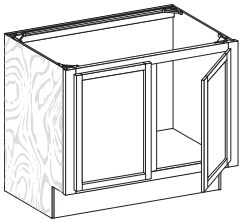

PCE — Plywood Cabinet Ends

When PCE option is selected both cabinet ends will receive ½″ thick **unfinished** plywood ends with wood grain or white laminate interior. See below for specific construction details. See the Semi-Custom Chart for availability.

To order, use the following code with cabinet item code:
PCE — Plywood Cabinet End
For Example: W3021 PCE

Pricing
Add 10% to List Price

WIDTH		HEIGHT		DEPTH	
Min.	Max.	Min.	Max.	Min.	Max.

Semi-Custom	APC	BO	CC	ES	FCE	FDBS	FH	FI	FIMD	FO	ID	IF	IME	MFE	MD	MH	MW	P	PCE	RD	RTK	TKA	VTK	WBR	WCM	WS	WTR
FOL/TOL																			●								
INS																			●								

Wall

¾″ x 1¾″ Kiln-dried solid wood face frames; mortised and tenoned, glued and stapled

½″ **Unfinished** plywood end panels with laminated interior (FCE and MFE options available)

Hanging rail dadoed to receive cabinet floor

Interior is wood grain/white laminate**

Doors have 6 way adjustable, smooth close, WellLine® concealed hinges.

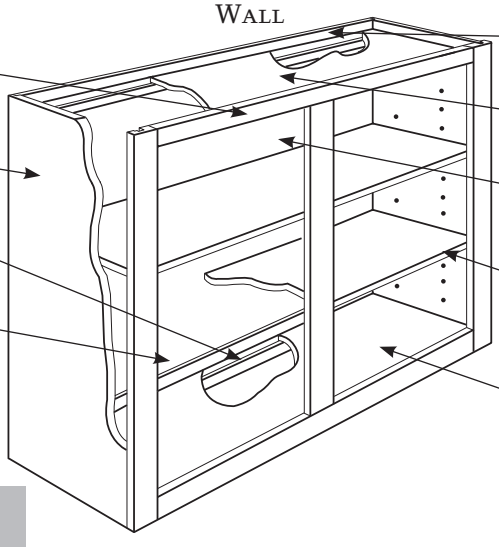

11/16″ x 3½″ Wood grain/white laminated fiberboard hanging rails

½″ Wood grain/white laminated furniture board top

⅛″ Wood grain/white printed MDF back

¾″ Wood grain/white laminated furniture board adjustable shelves with edge banding; WellLock Shelf Clips®

½″ Wood grain/white laminated furniture board bottom

Inset will be standard WCM for 30″-36″ wide cabinets.

** For Paints and Paints with Glazes, the interior will be natural maple wood grain laminate.

Base

¾″ x 3½″ Solid wood center stile

11/16″ x 3½″ Wood grain/white laminated fiberboard hanging rails

⅛″ Wood grain/white printed MDF back

½″ **Unfinished** plywood end panels with laminated interior (FCE and MFE options available)

4½″H x 3⅜″D Toe kick cut-out, ½″ unfinished furniture board toe kick extends to cabinet floor for captive construction

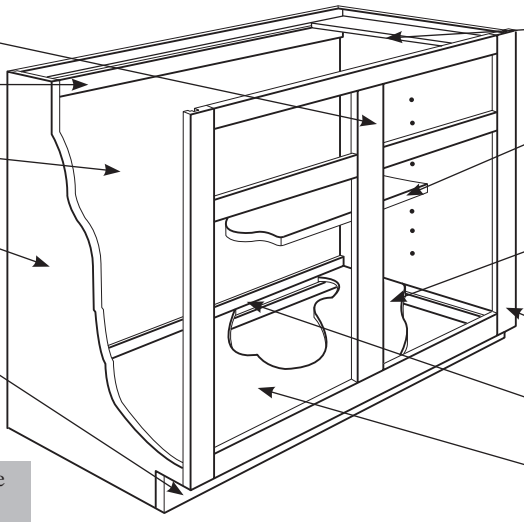

½″ x 3″ I-Beam furniture board support dadoed into front, back and side

¾″ Wood grain/white laminated furniture board adjustable shelves with edge banding; dual locking WellLock Shelf Clips®

½″ Wood grain/white laminated furniture board bottom (solid wood braces on 36″ wide and larger cabinets)

¾″ x 1¾″ Kiln-dried solid wood face frames; mortised and tenoned, glued and stapled

Hanging rail dadoed to receive cabinet floor

Interior is wood grain/white laminate**

Inset will be standard WCM for 30″-36″ wide cabinets.

** For Paints and Paints with Glazes, the interior will be natural maple wood grain laminate.

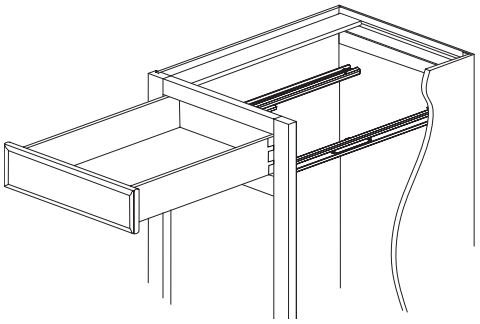

Drawer

⅝″ Solid hardwood drawer in a natural finish with laminated plywood drawer bottom, dovetail construction and full extension undermount drawer slides featuring soft close. The soft closing function creates a perfectly silent and effortless operation. The last phase of the closing procedure leads to perfect movement without rebounding or springing back. Drawer has a 75 lb. weight capacity.

APC — All Plywood Construction

This option is available on most cabinets. It changes the cabinet to all plywood construction with plywood shelves, tops, bottoms and backs. See below for specific construction details. See Semi-Custom Chart for availability.

To order, use the following item code with the cabinet code:
APC—All Plywood Construction

Pricing
Add 15% to List Price

WIDTH		HEIGHT		DEPTH	
Min.	Max.	Min.	Max.	Min.	Max.

Semi-Custom	APC	BO	CC	ES	FCE	FDBS	FH	FI	FIMD	FO	ID	IF	IME	MFE	MD	MH	MW	P	PCE	RD	RTK	TKA	VTK	WBR	WCM	WS	WTR
FOL/TOL	●																										
INS	●																										

Wall

¾″ x 1¾″ Kiln-dried solid wood face frames; mortised and tenoned, glued and stapled

½″ **Unfinished** plywood end panels with laminate interior (FCE and MFE options available)

Hanging rail dadoed to receive cabinet floor

Interior is natural maple wood grain laminate

Doors have 6-way adjustable, smooth close, WellLine® concealed hinges.

Inset will be standard WCM for 30″-36″ wide cabinets.

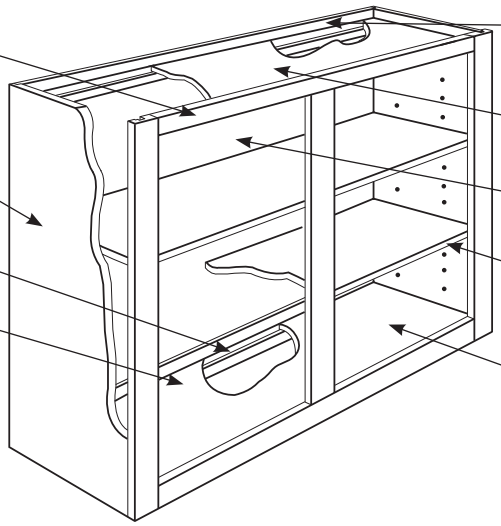

¾″ x 3½″ Laminated solid hardwood or plywood hanging rails

½″ Wood grain laminated plywood top

3/16″ Wood grain laminated plywood back

¾″ Laminated plywood adjustable shelves with edge banding; WellLock Shelf Clips®

½″ Wood grain laminated plywood bottom

Base

¾″ x 3½″ Solid wood center stile

¾″ x 3½″ Wood grain laminated solid hardwood or plywood hanging rails

3/16″ Wood grain laminate plywood back

½″ **Unfinished** plywood end panels with laminated interior (FCE and MFE options available)

4½″H x 3⅜″D Toe Kick cut out, ½″ unfinished plywood toe kick extends to cabinet floor for captive construction

Inset will be standard WCM for 30″-36″ wide cabinets.

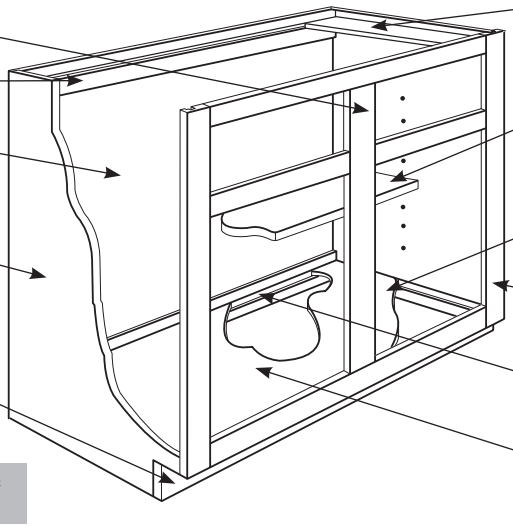

½″ x 3″ I-Beam plywood support dadoed into front, back and side

¾″ Laminated plywood adjustable shelves with edge banding; dual locking WellLock Shelf Clips®

½″ Wood grain laminated plywood bottom (solid wood brace on 36″ wide and larger cabinets)

¾″ x 1¾″ Kiln-dried, solid wood face frames; mortised and tenoned, glued and stapled

Hanging rail dadoed to receive cabinet floor

Interior is natural maple wood grain laminate

Drawer

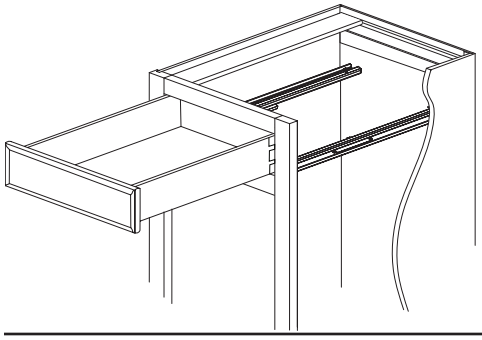

⅝″ Solid hardwood drawer in a natural finish with laminated plywood drawer bottom, dovetail construction and full extension undermount drawer slides featuring soft close. The soft closing function creates a perfectly silent and effortless operation. The last phase of the closing procedure leads to perfect movement without rebounding or springing back.

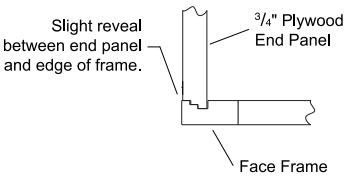

FCE — Flush Cabinet End

Many wall, base, vanity/office and tall cabinets are available with Flush Cabinet End option. A ¾″ plywood end panel is used to create a flush appearance with a slight reveal between the end panel and the edge of the face frame. When FCE option is selected end comes finished to match the door finish. Any cabinet over 60″ high will use the Tall pricing. See the Semi-Custom Chart for option availability.

To order, use the following codes with cabinet item code:

Code	Description	Wall	Base	Tall
FCEL	Flush Cabinet End Left	$85	$100	$200
FCER	Flush Cabinet End Right	$85	$100	$200
FCEB	Flush Cabinet End Both	$170	$200	$400

For Example: B33 FCEL (Left)
B33 FCER (Right)
B33 FCEB (Both)

	WIDTH		HEIGHT		DEPTH	
	Min.	Max.	Min.	Max.	Min.	Max.

Semi-Custom	APC	BO	CC	ES	FCE	FDBS	FH	FI	FIMD	FO	ID	IF	IME	MFE	MD	MH	MW	P	PCE	RD	RTK	TKA	VTK	WBR	WCM	WS	WTR
FOL/TOL					●																						
INS					●																						

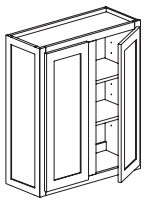

W3030 IMELL



VB15 IME

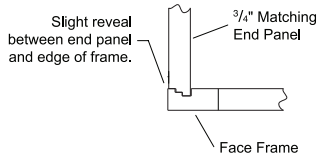

IME — Integrated Matching End

Most Premier APC cabinets with doors or drawers can be ordered with Integrated Matching End Panels on the cabinet. When choosing this option you must select left, right or both for the desired side of application. For blind corner cabinets, this option is only available for the side opposite the blind. Integrated Matching Ends are available with Increase Depth and Reduce Depth options and will be notched for toe kick. Minimum Reduced Depth available with IME option is 9″ for overlay door styles. Ends will have a full height door appearance for cabinets with door and drawer configurations.
INSET: Not available

To order, use the following codes with cabinet item code:

IMELS — Integrated Matching End Left for wall, base, vanity & desk cabinets 27″ high or under
IMERS — Integrated Matching End Right for wall, base, vanity & desk cabinets 27″ high under
IMELL — Integrated Matching End Left for wall, base, vanity & desk cabinets over 27″ high
IMERL — Integrated Matching End Right for wall, base, vanity & desk cabinets over 27″ high
IMELT — Integrated Matching End Left for talls
IMERT — Integrated Matching End Right for talls
For Example: W3030 IMELL

Pricing	***Per Side***
IMELS	$470 List
IMERS	$470 List
IMELL	$770 List
IMERL	$770 List
IMELT	$1490 List
IMERT	$1490 List

Note: When choosing this option the following overlay door styles and options are excluded: Milan, Barcelona, Mitered Doors and Brighton. When ordering in combination with WTR option, wall and tall cabinets will include the WTR and align with the front face frame.

	WIDTH		HEIGHT		DEPTH	
	Min.	Max.	Min.	Max.	Min.	Max.

Semi-Custom	APC	BO	CC	ES	FCE	FDBS	FH	FI	FIMD	FO	ID	IF	IME	MFE	MD	MH	MW	P	PCE	RD	RTK	TKA	VTK	WBR	WCM	WS	WTR
FOL/TOL													●														
INS																											

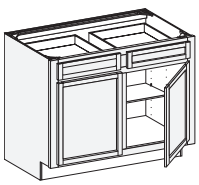

B36 MFEL

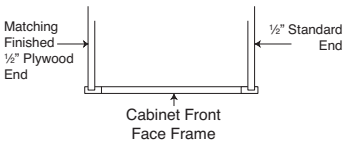

MFE — Matching Finished End

Cabinets will receive ½″ thick matching cherry, maple, oak or hickory finished veneer plywood for specified ends. Cabinet face frame and end panel have standard reveal. Remember to face cabinet when specifing left or right. See the Semi-Custom Chart for option availability.

To receive Matching Finished End:

Choose MFE option for left, right or both panels of the cabinet

To order, use the following codes with cabinet item code:

Code	Description	Wall	Base	Tall
MFEL	Matching Finished End Left	$45	$65	$125
MFER	Matching Finished End Right	$45	$65	$125
MFEB	Matching Finished End Both	$90	$130	$250

For Example: B36 MFEL

	WIDTH		HEIGHT		DEPTH	
	Min.	Max.	Min.	Max.	Min.	Max.

Semi-Custom	APC	BO	CC	ES	FCE	FDBS	FH	FI	FIMD	FO	ID	IF	IME	MFE	MD	MH	MW	P	PCE	RD	RTK	TKA	VTK	WBR	WCM	WS	WTR
FOL/TOL														●													
INS														●													

Drawer Options:

Standard

Full Extension Drawer Slides featuring Soft Close



- ⅝″ Solid hardwood drawer box in natural finish
- Dovetail construction
- Full extension undermount drawer slides
- Keeps items from shifting
- Smooth, quiet drawer
- Prevents rebounding

END PANEL APPLICATION SMART CHECKS

Standard End Panels
½″ Furniture Board End Panels:



- Shipped standard with natural maple wood grain laminate
- Does not match cabinet front
- All exposed cabinet ends require an end application

Factory Installed Options:



Matching Finished End

- Specify MFE for one or both ends
- See Premier–1–6 for details and ordering codes



Matching End Panel

- See page Premier–1–89 for details and ordering codes



Flush Cabinet End

- Specify FCE for one or both ends
- Yields a ¾″ flush, finished plywood cabinet end
- See Premier–1–6 for details and ordering codes



Integrated Matching End

- See page Premier–1–6 for details and ordering codes

Field Installed Options:



Applied Door

- Skin the End Panel
- Add appropriate size door



Matching End Panel



Finished Skin



Bead Board Panels

WellGuard Finishing System®

Wellborn's 24-Step WellGuard Finishing System® has melamine enriched catalyzed sealers and top coats providing a furniture luster that shines deep from within the wood. Cabinet components are hand sanded to prepare the surface for staining. Wellborn hand rubs the stain to enhance the natural wood grain. Three coats of finish, including two coats of high moisture resistant sealers and one top coat of high molecular weight synthetic catalyzed varnish, result in a durable finish. Natural finishes receive two coats of sealer and one coat of topcoat.

Face Frames

¾″ x 1¾″ Kiln-dried solid wood stile and rail members. The center stiles are ¾″ x 3½″ solid wood. On all corner base and corner wall cabinets, the center stiles are ¾″ x 6½″ solid wood. 48″ Corner base has a 9½″ center stile. All face frame joints are precisely aligned with blind mortise and tenon, glued and stapled at all joints.

End Panels

½″ Thick industrial grade furniture board with a natural maple wood grain laminate exterior and our WellShield® natural maple laminate interior (for thermofoil door styles, white or linen laminate interior) that is resistant to household chemicals. For all specialty finishes, end panels will have a natural wood grain laminate (does not match cabinet front). The top and bottom edges of wall cabinet end panels are banded with wood grain edge banding. End panels are machined to accept tops, bottoms and adjustable shelf supports.

Wall Cabinet Tops and Bottoms & Base Cabinet Bottoms

½″ Thick industrial grade furniture board. These components are laminated with our WellShield® wood grain laminate. A dado joint, glue and staples are used to attach the top and bottom into face frames, end panels and hanging rails.

Backs

All backs are ⅛″ wood grain printed MDF with WellShield® laminate on the interior side. Wall cabinet backs are reinforced with 11⁄16″ x 3½″ wood grain laminated fiberboard hanging rails at the top and bottom. Wall cabinet backs are recessed and stapled into end panels, hanging rails and shelves. Base cabinet backs are attached in the same manner; the top and bottom of the base cabinet have 11⁄16″ x 3½″ wood grain laminated fiberboard hanging rails securing the back to the top of the end panels.

Shelves

Wall Cabinets - Adjustable Shelves

All wall cabinet shelves are adjustable and made of ¾″ thick industrial grade furniture board. The shelves are laminated with our WellShield® natural maple wood grain laminate which is resistant to water and household chemicals. The front edge of the shelf is banded with wood grain edge banding. The cabinet sides are drilled for shelf supports which are adjustable at 2½″ increments.

Base Cabinets - Adjustable Shelves

All base cabinets have fully adjustable ¾″ thick industrial grade furniture board shelves. The shelves are 10⁹⁄16″ deep and laminated with our WellShield® wood grain laminate. The front edge is banded with a wood grain edge banding.

Base Toe Board

The toe kick for base, vanity, utility and oven cabinets is ½″ x 4½″ unfinished furniture board. The toe kicks have captive construction.

Drawer - Box Construction

Sides, Front and Back

The box construction includes ⅝″ solid hardwood drawer sides, front and back with dovetail construction. The full depth drawer box is screwed to the drawer front with large washer head screws that allow for adjustment. The drawer has a 75 lb. weight capacity.

Drawer Bottoms

Laminated plywood bottoms are dadoed into all sides, glued and not stapled.

Drawer Slides

Wellborn drawers have full extension undermount soft-closing slides featuring Blumotion that provide smooth, easy operation. Drawer slides are fitted into a bracket mounted to the hanging rail. The bracket allows horizontal drawer adjustability.

6-Way Adjustable Smooth Close Concealed Hinges

Hinges are 6-way adjustable, chrome finished, smooth close concealed hinge design.

Premier Quick Reference Construction Chart		Standard Construction	Plywood Cabinet Ends	All Plywood Construction	Options	
Feature	**Description**	**Premier**	**PCE**	**APC**	**FCE**	**MFE**
Drawer Box	5/8″ Solid hardwood drawer sides, sub-front & back with dovetail construction	•				
Drawer Bottom	3/16″ Laminated plywood bottoms	•				
Drawer Slides	Full extension drawer slides featuring soft close	•				
Shelves	3/4″ Laminated furniture board adjustable shelves, front edge banded	•				
	3/4″ Plywood adjustable shelves laminated and front edge banded			★		
Tops & Bottoms*	1/2″ Laminated furniture board	•				
	1/2″ Plywood (laminated with wood grain laminate)			★		
Doors	Solid wood raised panel/recessed panel/thermofoil wrapped MDF/Painted MDF	•				
End Panels	1/2″ Laminated furniture board	•				
	1/2″ Thick plywood unfinished exterior & wood grain/ white laminate interior		★	★		
	1/2″ Thick plywood, matching finished exterior with wood grain/white laminate interior					★
	3/4″ Thick plywood, matching finished exterior with wood grain/white laminate interior				★	
Toe Kick	1/2″ x 4 1/2″H Unfinished furniture board toe kick with captive construction	•				
	1/2″ x 4 1/2″H Unfinished plywood toe kick with captive construction			★		
Face Frames	3/4″ x 1 3/4″ Solid wood Center stiles are 3/4″ x 3 1/2″ Corner wall and base center stiles are 3/4″ x 6 1/2″ 48″ Corner base is 3/4″ x 9 1/2″	•				
Backs	1/8″ Printed MDF	•				
	3/16″ Plywood laminated on interior			★		
I-Beams	1/2″ x 3″ I-Beam furniture board supports dadoed into front, back and side	•				
	1/2″ x 3″ I-Beam plywood supports dadoed into front, back and side			★		
Hinges	6-way adjustable, concealed, Smooth Close Hinge	•				

* Refers to wall cabinet tops only.
• Standard
★ Option

ANTIGUA — FULL OVERLAY


Wall

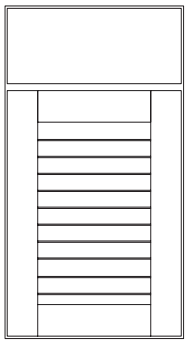
Base


Standard Drawer Front Configuration

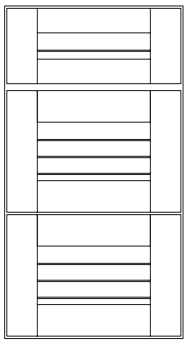
Classic Drawer Front Option

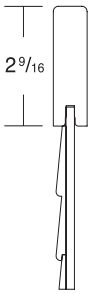

Detail

Wood Species:
- Cherry
- Maple
- Oak
- Hickory

Ordering Code: ATG

Notes:
- Eased Edge Door and Drawer Front
- Louvered Center Panel
- Slab Drawer Front
- Classic Drawer Front Option Available
- Hardware opening top drawer 2⅛"

BALI — FULL OVERLAY

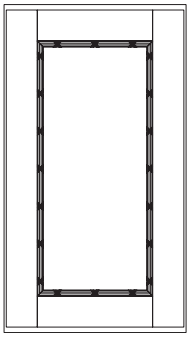
Wall

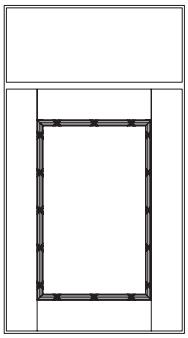
Base


Standard Drawer Front Configuration

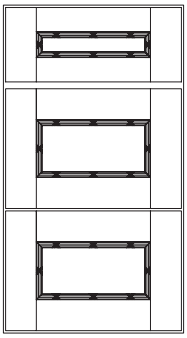
Classic Drawer Front Option

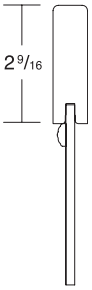

Detail

Wood Species:
- Cherry
- Maple

Ordering Code: BAL

Notes:
- Eased Edge Door and Drawer Front
- Veneer Recessed Center Panel with Decorative Moulding Applied
- Slab Drawer Front
- Classic Drawer Front Option Available
- Hardware opening top drawer 1⅓₂"

BARCELONA — FULL OVERLAY


Wall


Base


Standard Drawer Front Configuration


Detail

Wood Species:
- Oak

Ordering Code: BCL

Notes:
- ⅛" Eased Edge Slab Door and Drawer Front
- Veneered with Wood Edge Banding
- Door and Drawer Fronts have Horizontal Graining

BELMONT — FULL OVERLAY


Wall

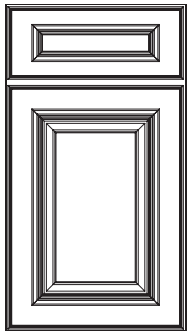
Base


Standard Drawer Front Configuration


Slab Drawer Front Option

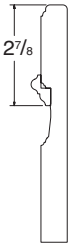

Detail

Door Material:
- MDF

Ordering Code: BEL

Notes:
- Raised Center Panel Appearance with Applied Moulding
- Drawer Fronts Greater Than 8⅛" tall will have Raised Panel Appearance with Applied Moulding
- Slab Drawer Front Option Available
- Hardware opening top drawer 1⅜"

BISHOP — FULL OVERLAY

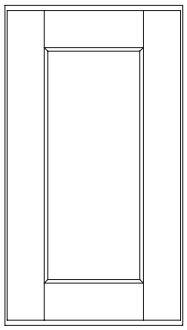
Wall

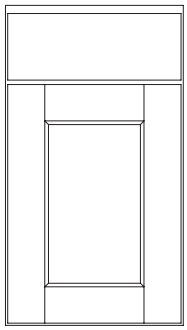
Base


Standard Drawer Front Configuration


Classic Drawer Front Option

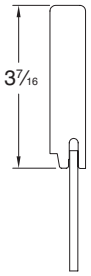

Detail

Door Material:
MDF
Ordering Code: BSP
Notes:
- 3 7/16" Wide Stile and Rail with Step Inside Profile*
- Flat Center Panel
- Classic Drawer Front Option Available**
- Hardware opening top drawer 2 1/8"

*Doors that are smaller than 11 5/8" wide will require reduced stile widths. The rail dimension will be 3 7/16" and will not change

**Drawer Fronts will have reduced rail widths

BRIDGEPORT — FULL OVERLAY


Wall

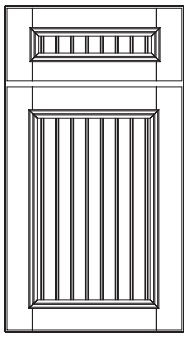
Base

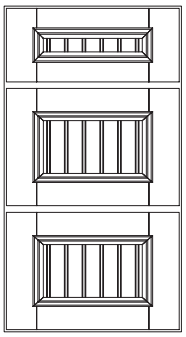
Standard Drawer Front Configuration


Slab Drawer Front Option

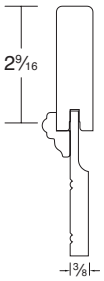

Detail

Wood Species:
Maple
Cherry
Oak
Hickory
Ordering Code: BPT
Notes:
- 1/8" Eased Edge Door and Drawer Front
- 1/2" Solid Reversed Flat Bead Board Center Panel on 1½" Centers with 3/8" Decorative Moulding Applied
- Five Piece Bead Board Reversed Flat Center Panel Drawer Front with Decorative Moulding Applied
- Drawer Fronts will have a Solid Wood Bead Board Center Panel
- Five Piece Drawer Fronts 39" and wider will have a Center Stile
- Slab Drawer Front Option available
- Hardware opening top drawer 1 1/32"

BRIGHTON ARCH — FULL OVERLAY


Wall


Base


Standard Drawer Front Configuration

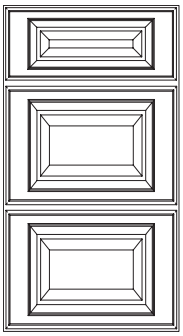
Classic Drawer Front Option


Detail

Door Material:
Thermofoil
Ordering Code: BRA
Notes:
- Profiled Door and Drawer Front Edges
- Arched Raised Center Panel Appearance
- White Laminated Interior Except Pullouts and All Plywood Construction which have Natural Wood Grain Interior
- Classic Drawer Front Option Available
- Hardware opening top drawer 1⅛"

BRIGHTON SQUARE — FULL OVERLAY

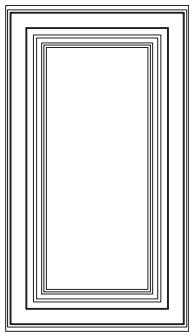
Wall


Base


Standard Drawer Front Configuration


Classic Drawer Front Option


Detail

Door Material:
Thermofoil
Ordering Code: BRS
Notes:
- Profiled Door and Drawer Front Edges
- Raised Center Panel Appearance
- White Laminated Interior Except Pullouts and All Plywood Construction which have Natural Wood Grain Interior
- Classic Drawer Front Option Available
- Hardware opening top drawer 1⅛"

BRISTOL — FULL OVERLAY


Wall

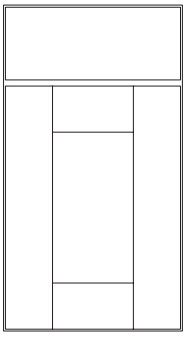
Base


Standard Drawer Front Configuration


Classic Drawer Front Option

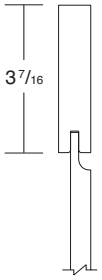

Detail

Wood Species:
- Cherry
- Character Cherry
- Maple
- Character Maple
- Oak
- Hickory

Ordering Code: BTL

Notes:
- Solid Wood Reversed Flat Center Panel
- 3⁄16" Stiles and Rails*
- Slab Drawer Front
- Classic Drawer Front Option Available**
- Hardware opening top drawer 2⅛"

*Doors that are smaller than 11⅝" wide will require reduced stile widths. The rail dimension will be 3⁄16" and will not change

**Drawer Fronts will have reduced rail widths

CHARLESTON — FULL OVERLAY

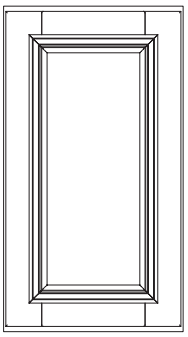
Wall


Base

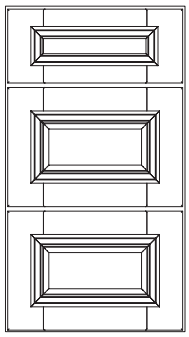
Standard Drawer Front Configuration


Slab Drawer Front Option

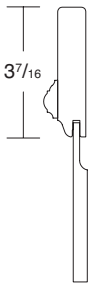

Detail

Wood Species:
- Cherry
- Maple
- Oak
- Hickory

Ordering Code: CSN

Notes:
- Solid Wood Reversed Flat Center Panel with Decorative Moulding Applied
- 3⁄16" Stiles and Rails*
- Drawer Fronts 6⅛" and Shorter will have a 3-Piece Slab Design with Decorative Moulding Applied
- Drawer Fronts 8⅛" and Taller will have a 5-Piece Reversed Flat Solid Wood Center Panel
- Slab Drawer Front Option Available
- Hardware opening top drawer 1¼"

*Doors that are smaller than 11⅝" wide will require reduced stile widths. The rail dimension will be 3⁄16" and will not change

CHELSEA — FULL OVERLAY


Wall

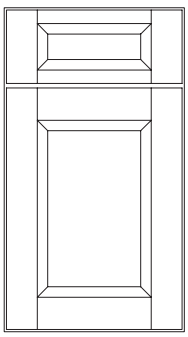
Base

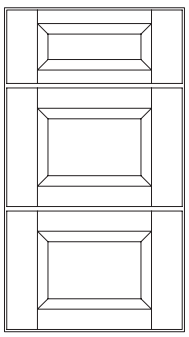
Standard Drawer Front Configuration


Slab Drawer Front Option

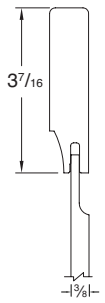

Detail

Wood Species:
- Cherry
- Maple
- Oak
- Hickory

Ordering Code: CSE

Notes:
- Solid Wood Reversed Flat Center Panel
- 3⁄16" Stiles and Rails*
- 5-Piece Drawer Front with solid wood reversed flat center panel**
- Slab Drawer Front Option Available
- Hardware opening top drawer 2⅛"

*Doors that are smaller than 11⅝" wide will require reduced stile widths. The rail dimension will be 3⁄16" and will not change

**Drawer Fronts will have reduced rail widths

CORTLAND — FULL OVERLAY

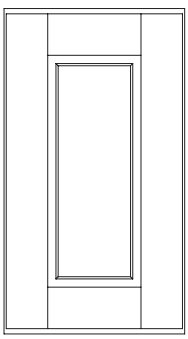
Wall

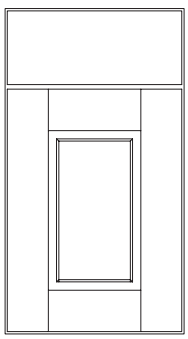
Base


Standard Drawer Front Configuration

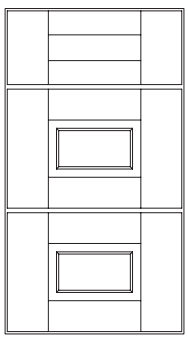
Classic Drawer Front Option

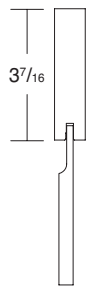

Detail

Wood Species:
- Cherry
- Character Cherry
- Maple
- Character Maple
- Oak
- Hickory

Ordering Code: CRT

Notes:
- Solid Wood Raised Center Panel
- 3⁄16" Stiles and Rails*
- Slab Drawer Front
- Classic Drawer Front Option Available**
- Drawer Fronts 9⅛" and Smaller will have a 5-Piece Reversed Flat Solid Wood Center Panel
- Hardware opening top drawer 2⅛"

*Doors that are smaller than 11⅝" wide will require reduced stile widths. The rail dimension will be 3⁄16" and will not change

**Drawer Fronts will have reduced rail widths

DAVENPORT ARCH — FULL OVERLAY


Wall


Base


Standard Drawer Front Configuration

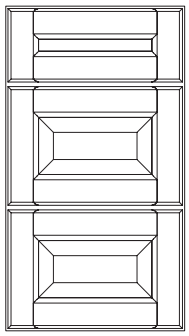
Classic Drawer Front Option

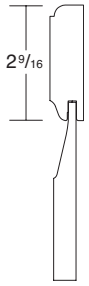

Detail

Wood Species:
- Cherry
- Maple
- Oak
- Hickory

Ordering Code: DPA

Notes:
- Profiled Door and Drawer Front Edges
- Solid Wood Raised Arch Center Panel
- Slab Drawer Front
- Classic Drawer Front Option Available
- Drawer Front 8" and Smaller will have a Solid Wood Reversed Flat Center Panel
- Hardware opening top drawer 1"

DAVENPORT SQUARE — FULL OVERLAY


Wall

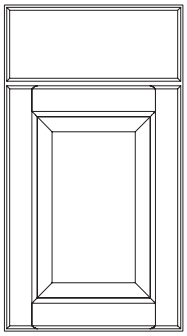
Base


Standard Drawer Front Configuration

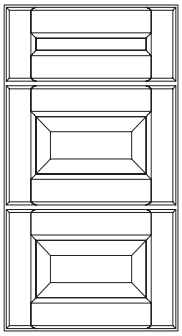
Classic Drawer Front Option

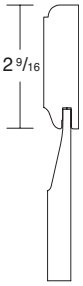

Detail

Wood Species:
- Cherry
- Maple
- Oak
- Hickory

Ordering Code: DPS

Notes:
- Profiled Door and Drawer Front Edges
- Solid Wood Raised Center Panel
- Slab Drawer Front
- Classic Drawer Front Option Available
- Drawer Front 8" and Smaller will have a Solid Wood Reversed Flat Center Panel
- Hardware opening top drawer 1"

ESSEX — TRADITIONAL OVERLAY


Wall


Base

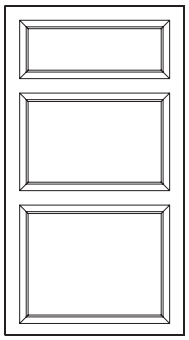
Standard Drawer Front Configuration

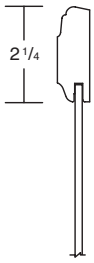

Detail

Wood Species:
- Maple
- Oak
- Hickory

Ordering Code: ESX

Notes:
- Profiled Door and Drawer Front Edges
- Veneer Recessed Center Panel

GENEVA — FULL OVERLAY


Wall

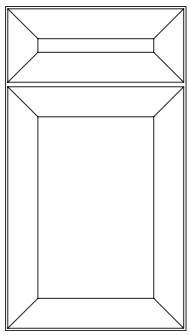
Base

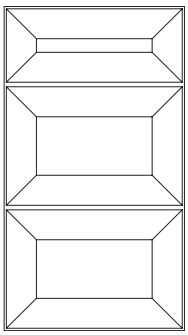
Standard Drawer Front Configuration


Slab Drawer Front Option

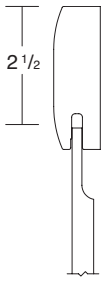

Detail

Wood Species:
- Cherry
- Maple
- Oak

Ordering Code: GNV

Notes:
- Pillowed Door and Drawer Front Edges
- Solid Wood Reversed Flat Center Panel
- Slab Drawer Front Option Available
- Hardware opening top drawer 1⅛"

HANOVER — FULL OVERLAY


Wall

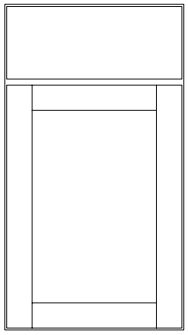
Base


Standard Drawer Front Configuration


Classic Drawer Front Option

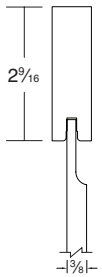

Detail

Wood Species:
- Cherry
- Character Cherry
- Maple
- Character Maple
- Oak
- Hickory

Ordering Code: HNR

Notes:
- Square Door and Drawer Front Edges
- Solid Wood Reversed Flat Center Panel
- Slab Drawer Front
- Classic Drawer Front Option Available
- Hardware opening top drawer 2⅛"

HARBOUR — FULL OVERLAY


Wall

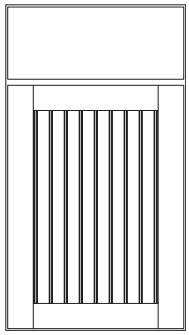
Base


Standard Drawer Front Configuration

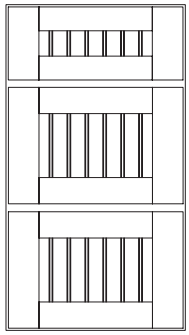
Classic Drawer Front Option

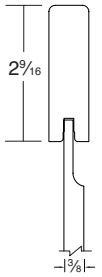

Detail

Wood Species:
- Cherry
- Maple
- Oak
- Hickory

Ordering Code: HAR

Notes:
- ⅛" Eased Edge Door and Drawer Front
- ½" Solid Reversed Flat Center Panel with Bead Board on 1½" Centers
- Slab Drawer Front
- Classic Drawer Front Option Available
- Drawer Fronts will have a Solid Wood Bead Board Center Panel
- Five Piece Drawer Fronts 39" and wider will have a Center Stile
- Hardware opening top drawer 2⅛"

HARMONY — FULL OVERLAY


Wall


Base


Standard Drawer Front Configuration


Slab Drawer Front Option

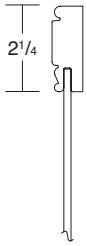

Detail

Wood Species:
- Cherry
- Maple

Ordering Code: HMY

Notes:
- Classic Miter
- Profiled Door and Drawer Front Edges
- Veneer Recessed Center Panel
- Five Piece Drawer Front with Veneer Recessed Center Panel
- Slab Drawer Front Option Available
- Made with Select Series Quality
- Hardware opening top drawer 1⅝"

HARTFORD — FULL OVERLAY

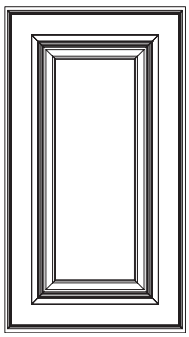
Wall

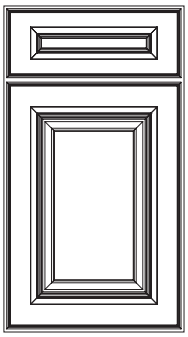
Base


Standard Drawer Front Configuration


Slab Drawer Front Option

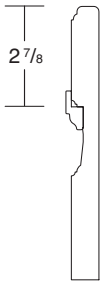

Detail

Door Material:
- MDF

Ordering Code: HFD

Notes:
- Raised Center Panel Appearance with Applied Moulding
- Drawer Fronts Greater Than 8⅛" tall will have Raised Panel Appearance with Applied Moulding
- Slab Drawer Front Option Available
- Hardware opening top drawer 1⅝"

HAWTHORNE — FULL OVERLAY


Wall


Base

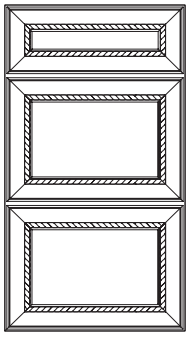
Standard Drawer Front Configuration

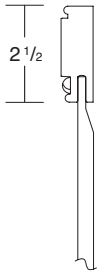

Detail

Wood Species:
- Cherry
- Maple

Ordering Code: HAW

Notes:
- Contemporary Miter
- Five Piece Drawer Front with Rope Moulding Applied
- Solid Wood Reversed Flat Center Panel with ⅜" Rope Moulding Applied
- Hardware opening top drawer 1⅛"

HENLOW ARCH — FULL OVERLAY


Wall

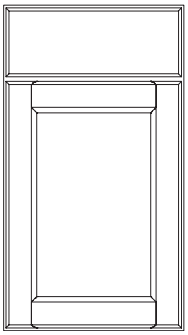
Base


Standard Drawer Front Configuration

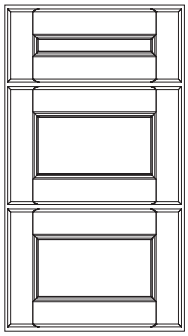
Classic Drawer Front Option

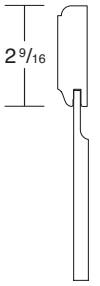

Detail

Wood Species:
- Cherry
- Maple
- Oak
- Hickory

Ordering Code: HWA

Notes:
- Profiled Door and Drawer Front Edges
- Solid Wood Reversed Flat Center Panel
- Classic Drawer Front Option Available
- Hardware opening top drawer 1"

HENLOW SQUARE — FULL OVERLAY


Wall

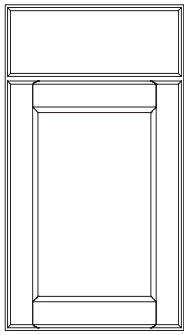
Base


Standard Drawer Front Configuration

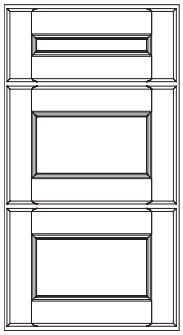
Classic Drawer Front Option

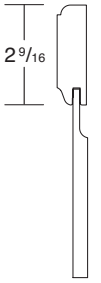

Detail

Wood Species:
- Cherry
- Maple
- Oak
- Hickory

Ordering Code: HWS

Notes:
- Profiled Door and Drawer Front Edges
- Solid Wood Reversed Flat Center Panel
- Classic Drawer Front Option Available
- Hardware opening top drawer 1"

MADISON ARCH — FULL OVERLAY

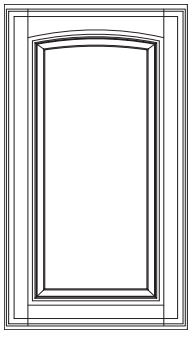
Wall


Base


Standard Drawer Front Configuration

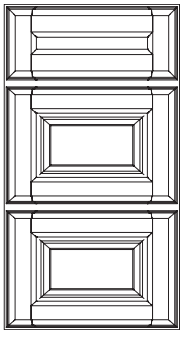
Classic Drawer Front Option

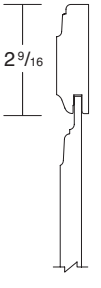

Detail

Wood Species:
- Cherry
- Character Cherry
- Maple
- Character Maple
- Oak
- Hickory

Ordering Code: MDA

Notes:
- Detailed Door and Drawer Front Edges and Center Panel
- Solid Wood Raised Center Panel
- Classic Drawer Front Option Available
- Hardware opening top drawer 1"

MADISON CATHEDRAL — FULL OVERLAY

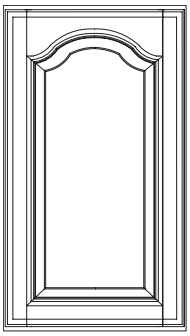
Wall


Base


Standard Drawer Front Configuration

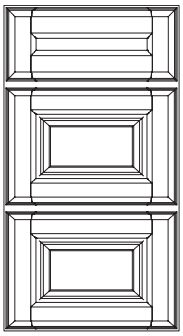
Classic Drawer Front Option

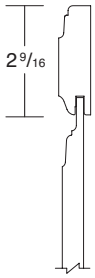

Detail

Wood Species:
Cherry
Character Cherry
Maple
Oak
Hickory

Ordering Code: MDC

Notes:
- Detailed Door and Drawer Front Edges and Center Panel
- Solid Wood Raised Center Panel
- Classic Drawer Front Option Available
- Hardware opening top drawer 1”

MADISON SQUARE — FULL OVERLAY

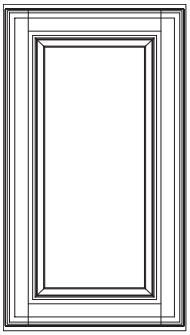
Wall


Base

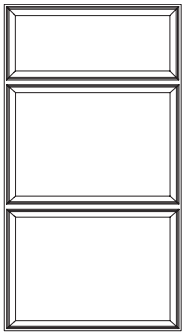
Standard Drawer Front Configuration

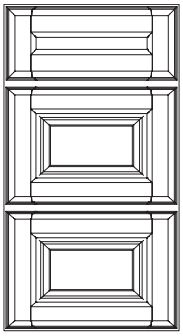
Classic Drawer Front Option

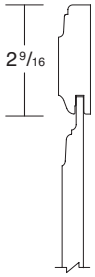

Detail

Wood Species:
Cherry
Character Cherry
Maple
Character Maple
Oak
Hickory

Ordering Code: MDS

Notes:
- Detailed Door and Drawer Front Edges and Center Panel
- Solid Wood Raised Center Panel
- Classic Drawer Front Option Available
- Hardware opening top drawer 1”

MELROSE — FULL OVERLAY

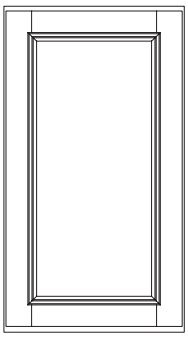
Wall

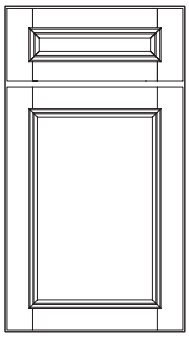
Base


Standard Drawer Front Configuration


Slab Drawer Front Option

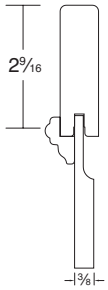

Detail

Wood Species:
Cherry
Maple
Oak
Hickory

Ordering Code: MEL

Notes:
- 1/8” Eased Square Door and Drawer Front Edges Five Piece Drawer Front with Decorative Moulding Applied
- Solid Wood Reversed Flat Center Panel with Decorative Moulding Applied
- Slab Drawer Front Option Available
- Hardware opening top drawer 1 1/32”

MESSINA — FULL OVERLAY

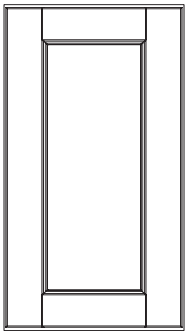
Wall

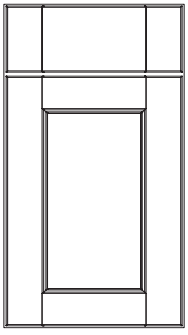
Base


Standard Drawer Front Configuration


Slab Drawer Front Option

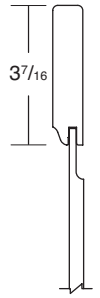

Detail

Wood Species:
Cherry
Maple
Oak
Hickory

Ordering Code: MSA

Notes:
- Solid Wood Reversed Flat Center Panel
- 3 7/16” Stiles and Rails*
- Drawer Fronts 6 1/8” and Shorter will have a 3-Piece Slab Design
- Drawer Fronts 8 1/8” and Taller will have a 5-Piece Reversed Flat Solid Wood Center Panel
- Slab Drawer Front Option Available

*Doors that are smaller than 11 5/8” wide will require reduced stile widths. The rail dimension will be 3 7/16” and will not change

MILAN — FULL OVERLAY


Wall


Base


Standard Drawer Front Configuration


Horizontal Grain Drawer Front Option


Detail

Wood Species:
- Cherry
- Maple
- Oak

Ordering Code: MIL

Notes:
- ⅛" Eased Edge Slab Door and Drawer Front
- Veneered with Wood Edge Banding
- Horizontal Drawer Front Option Available

MODESTO — FULL OVERLAY

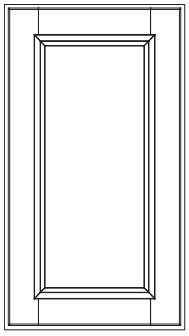
Wall


Base

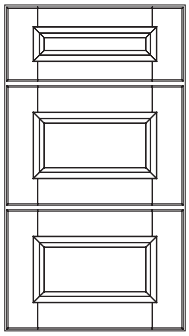
Standard Drawer Front Configuration


Slab Drawer Front Option

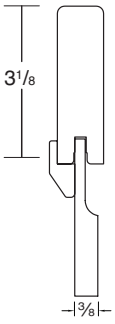

Detail

Wood Species:
- Cherry
- Maple
- Oak
- Hickory

Ordering Code: MDO

Notes:
- ⅛" Eased Square Door and Drawer Front Edges
- Five Piece Drawer Front with Simple Beveled Moulding Applied
- Solid Wood Reversed Flat Center Panel with Simple Beveled Moulding Applied
- Slab Drawer Front Option Available
- Hardware opening top drawer 1 1/32"

MONTEREY — FULL OVERLAY

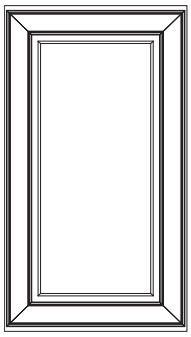
Wall


Base

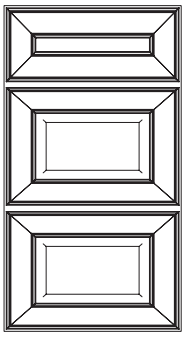
Standard Drawer Front Configuration


Slab Drawer Front Option

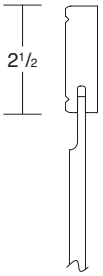

Detail

Wood Species:
- Cherry
- Maple

Ordering Code: MRY

Notes:
- Contemporary Miter
- Solid Wood Raised Center Panel
- Five Piece Drawer Front with Solid Wood Raised Panel
- Drawer Fronts less than 8" will have 5 Piece with Solid Wood Flat Center Panel
- Slab Drawer Front Option Available
- Hardware opening top drawer 1⅛"

NAPA — FULL OVERLAY

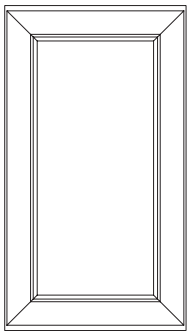
Wall


Base

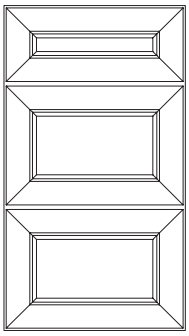
Standard Drawer Front Configuration


Slab Drawer Front Option

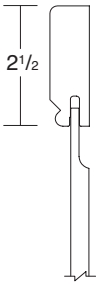

Detail

Wood Species:
- Cherry
- Maple

Ordering Code: NAP

Notes:
- Contemporary Miter
- Solid Wood Reversed Flat Center Panel
- Five Piece Drawer Front
- Slab Drawer Front Option Available
- Hardware opening top drawer 1⅛"

NEW HAVEN — FULL OVERLAY


Wall

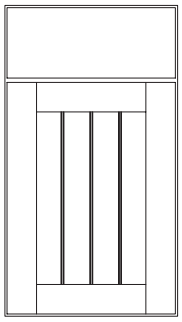
Base


Standard Drawer Front Configuration

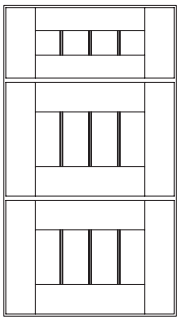
Classic Drawer Front Option

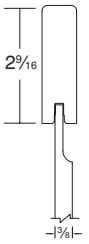

Detail

Wood Species:
- Cherry
- Maple
- Oak
- Hickory

Ordering Code: NHN

Notes:
- ⅛" Eased Edge Door and Drawer Front
- ½" Solid Reverse Flat Center Panel with Bead Board on 2½" Centers
- Slab Drawer Front
- Classic Drawer Front Option Available
- Drawer Fronts will have a Solid Wood Bead Board Center Panel
- Five Piece Drawer Fronts 39" and Wider will have a Center Stile
- Hardware opening top drawer 2⅛"

PRAIRIE — FULL OVERLAY


Wall


Base


Standard Drawer Front Configuration


Classic Drawer Front Option

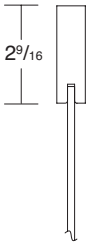

Detail

Wood Species:
- Cherry
- Maple
- Oak
- Hickory

Ordering Code: PRA

Notes:
- Square Door and Drawer Front Edges
- Veneer Recessed Center Panel is ¾" Thick
- Classic Drawer Front Option Available with Solid Center Panel
- Made with Select Series Quality
- Hardware opening top drawer 2⅛"

RICHMOND — FULL OVERLAY

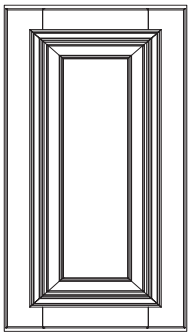
Wall

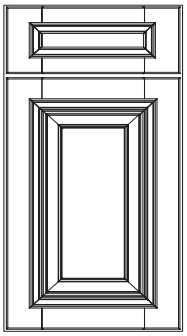
Base

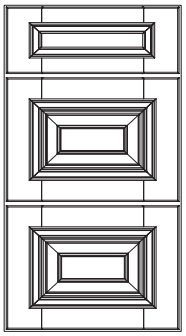
Standard Drawer Front Configuration


Slab Drawer Front Option

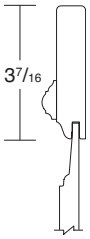

Detail

Wood Species:
- Cherry
- Maple
- Oak
- Hickory

Ordering Code: RMD

Notes:
- Solid Wood Raised Center Panel with Decorative Moulding Applied
- 3 7/16" Stiles and Rails*
- Drawer Fronts 6⅛" and smaller will have a 3 Piece Slab Design with Applied Moulding
- Drawer Fronts between 8⅛" and 9⅜" will have a 5 Piece Reversed Flat Solid Wood Center Panel
- Drawer Fronts 9⅞" and taller will have a 5 Piece Raised Solid Wood Center Panel with Applied Moulding
- Slab Drawer Front Option Available
- Hardware opening top drawer 1¼"

*Doors that are smaller than 11⅝" wide will require reduced stile widths. The rail dimension will be 3 7/16" and will not change

ROSE HALL ARCH — TRADITIONAL OVERLAY

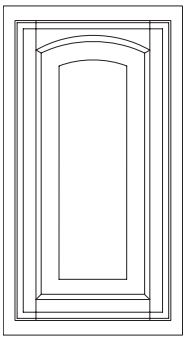
Wall


Base

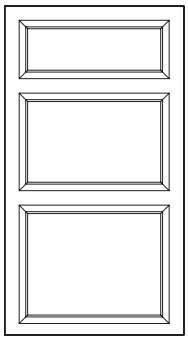
Standard Drawer Front Configuration

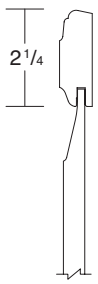

Detail

Wood Species:
- Cherry
- Character Cherry
- Maple
- Character Maple
- Oak
- Hickory

Ordering Code: RHA

Notes:
- Profiled Door and Drawer Front Edges
- Solid Wood Raised Center Panel

ROSE HALL CATHEDRAL — TRADITIONAL OVERLAY

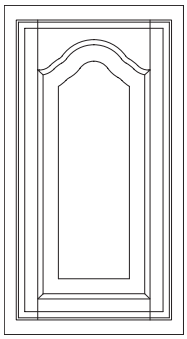
Wall

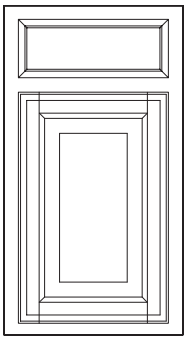
Base

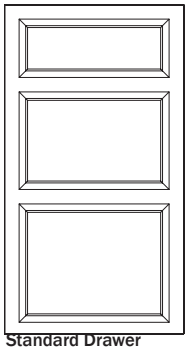
Standard Drawer Front Configuration

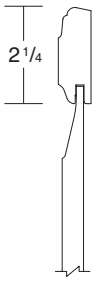

Detail

Wood Species:
- Cherry
- Maple
- Oak
- Hickory

Ordering Code: RHC

Notes:
- Profiled Door and Drawer Front Edges
- Solid Wood Raised Center Panel

ROSE HALL SQUARE — TRADITIONAL OVERLAY


Wall

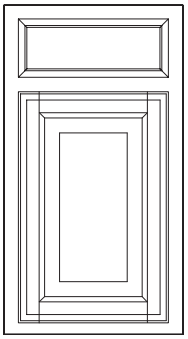
Base

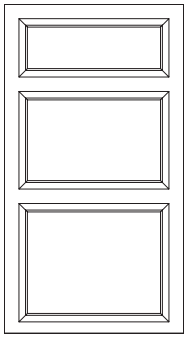
Standard Drawer Front Configuration

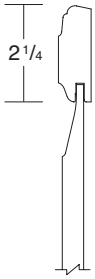

Detail

Wood Species:
- Cherry
- Character Cherry
- Maple
- Character Maple
- Oak
- Hickory

Ordering Code: RHS

Notes:
- Profiled Door and Drawer Front Edges
- Solid Wood Raised Center Panel

SANDIA — FULL OVERLAY


Wall


Base


Standard Drawer Front Configuration


Classic Drawer Front Option

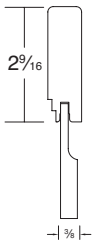

Detail

Wood Species:
- Cherry
- Maple
- Oak
- Hickory

Ordering Code: SAN

Notes:
- 1/8" Eased Edge Door and Drawer Front
- Solid Wood Reversed Flat Center Panel
- Slab Drawer Front
- Classic Drawer Front Option Available
- Hardware opening top drawer 2 1/8"

SAVANNAH — FULL OVERLAY

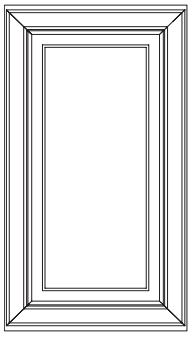
Wall


Base

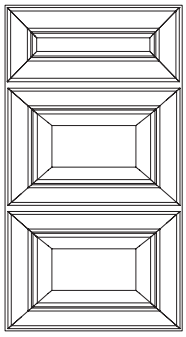
Standard Drawer Front Configuration

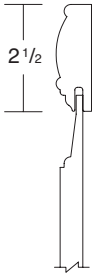

Detail

Wood Species:
- Cherry
- Maple
- Oak

Ordering Code: SAV

Notes:
- Classic Miter
- Solid Wood Raised Center Panel
- Five Piece Drawer Front
- Drawer Fronts Greater than 8" tall will be Raised Panel
- Hardware opening top drawer 1 1/8"

SEVILLE ARCH — FULL OVERLAY

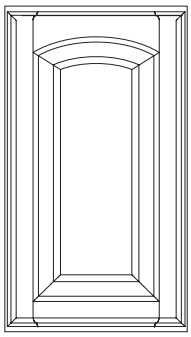
Wall


Base


Standard Drawer Front Configuration

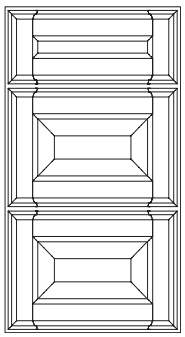
Classic Drawer Front Option

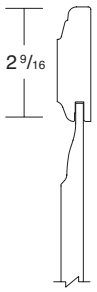

Detail

Wood Species:
- Cherry
- Character Cherry
- Maple
- Character Maple
- Oak
- Hickory

Ordering Code: SVA

Notes:
- Profiled Door and Drawer Front with Eased Edge Profile
- Solid Wood Raised Center Panel
- 1" Thick Detailed Drawer Front
- Classic Drawer Front Option Available
- Hardware opening top drawer 1"

SEVILLE SQUARE — FULL OVERLAY

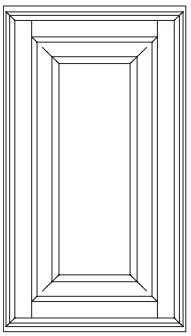
Wall


Base


Standard Drawer Front Configuration

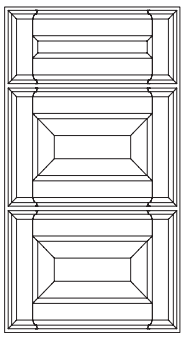
Classic Drawer Front Option

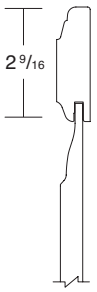

Detail

Wood Species:
- Cherry
- Character Cherry
- Maple
- Character Maple
- Oak
- Hickory

Ordering Code: SVS

Notes:
- Profiled Door and Drawer Front with Eased Edge Profile
- Solid Wood Raised Center Panel
- 1" Thick Detailed Drawer Front
- Classic Drawer Front Option Available
- Hardware opening top drawer 1"

SONOMA — FULL OVERLAY


Wall


Base

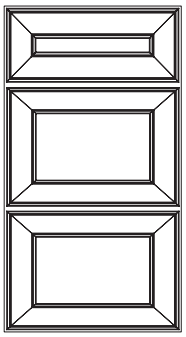
Standard Drawer Front Configuration


Slab Drawer Front Option

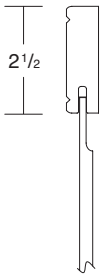

Detail

Wood Species:
- Cherry
- Maple

Ordering Code: SNA

Notes:
- Contemporary Miter
- Solid Wood Reversed Flat Center Panel
- Five Piece Drawer Front
- Slab Drawer Front Option Available
- Hardware opening top drawer 1⅛"

SYDNEY — FULL OVERLAY


Wall

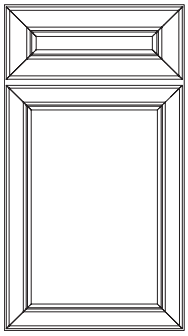
Base

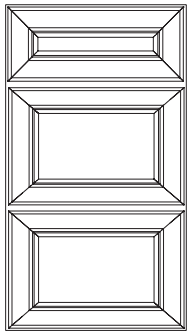
Standard Drawer Front Configuration

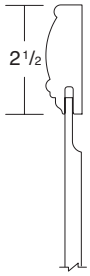

Detail

Wood Species:
- Cherry
- Maple

Ordering Code: SDY

Notes:
- Classic Miter
- Five Piece Drawer Front
- Solid Wood Reversed Flat Center Panel
- Hardware opening top drawer 1⅛"

TRESTLE — FULL OVERLAY

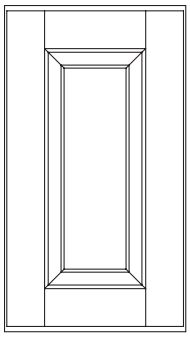
Wall

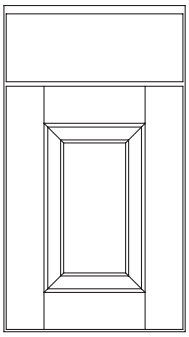
Base


Standard Drawer Front Configuration

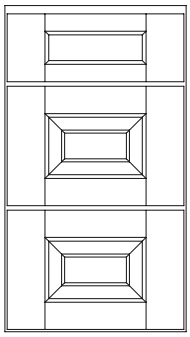
Slab Drawer Front Option

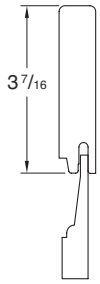

Detail

Door Material:
MDF
Ordering Code: TSL
Notes:
- 3⁷⁄₁₆" Wide Stile and Rail with Step Inside Profile*
- Raised Center Panel
- Classic Drawer Front Option Available**
- Hardware opening top drawer 2⅛"

*Doors that are smaller than 11⅝" wide will require reduced stile widths. The rail dimension will be 3⁷⁄₁₆" and will not change

**Drawer Fronts will have reduced rail widths

VENICE — FULL OVERLAY

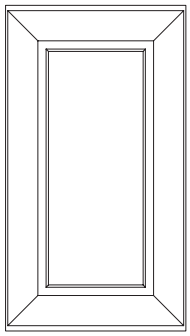
Wall

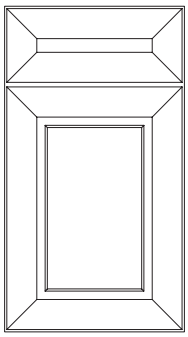
Base

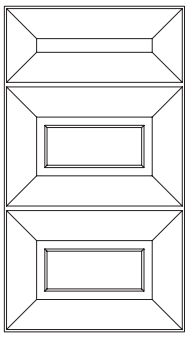
Standard Drawer Front Configuration

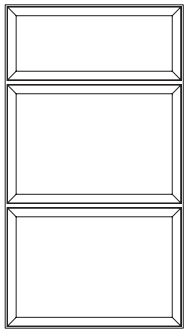
Slab Drawer Front Option

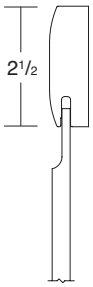

Detail

Wood Species:
Cherry
Maple
Ordering Code: VNC
Notes:
- Contemporary Miter
- Pillowed Door and Drawer Front Edges
- Solid Wood Raised Center Panel
- Drawer Front Less Than 8" will have a 5-Piece Solid Wood Flat Center Panel
- Slab Drawer Front Option Available
- Hardware opening top drawer 1⅛"

VIENNA — FULL OVERLAY

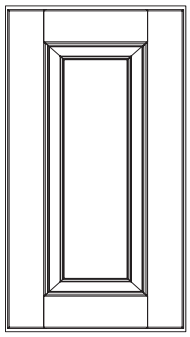
Wall

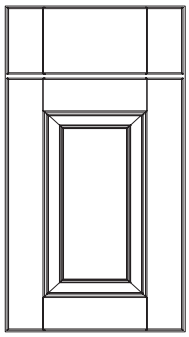
Base

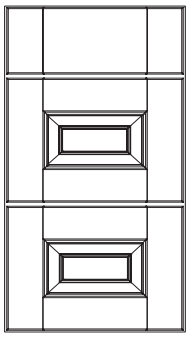
Standard Drawer Front Configuration


Slab Drawer Front Option

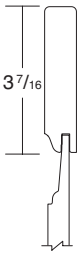

Detail

Wood Species:
Cherry
Maple
Oak
Hickory
Ordering Code: VNA
Notes:
- Solid Wood Raised Center Panel
- 3⁷⁄₁₆" Stiles and Rails*
- Drawer Fronts 6⅛" and smaller will have a 3 Piece Slab Design
- Drawer Fronts between 8⅛" and 9⅝" will have a 5 Piece Reversed Flat Solid Wood Center Panel
- Drawer Fronts 9⅞" and taller will have a 5 Piece Raised Solid Wood Center Panel
- Slab Drawer Front Option Available

*Doors that are smaller than 11⅝" wide will require reduced stile widths. The rail dimension will be 3⁷⁄₁₆" and will not change

WELLINGTON — FULL OVERLAY

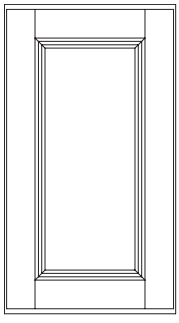
Wall

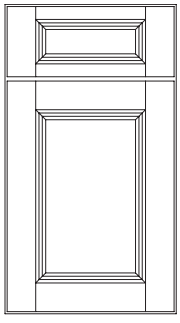
Base


Standard Drawer Front Configuration


Slab Drawer Front Option



Detail

Wood Species:
Cherry
Maple
Oak
Hickory
Ordering Code: WLN
Notes:
- Eased Edge Door and Drawer Front
- Solid Wood Reversed Flat Center Panel
- 3⁷⁄₁₆" Stiles and Rails with Step Profiled Inside Edge*
- 5-Piece Drawer Front**
- Slab Drawer Front Option Available
- Hardware opening top drawer 2⅛"

*Doors that are smaller than 11⅝" wide will require reduced stile widths. The rail dimension will be 3⁷⁄₁₆" and will not change

**Drawer Fronts will have reduced rail widths

WINSLOW — FULL OVERLAY

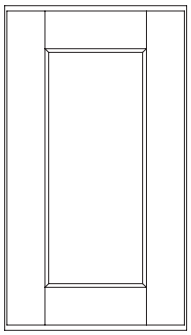
Wall

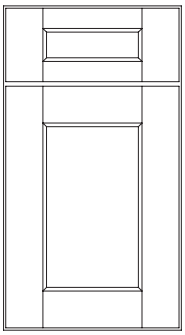
Base

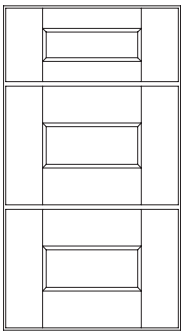
Standard Drawer Front Configuration


Slab Drawer Front Option

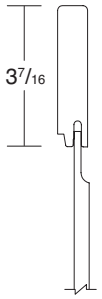

Detail

Wood Species:
- Cherry
- Maple
- Oak
- Hickory

Ordering Code: WNW

Notes:
- Eased Edge Door and Drawer Front
- Solid Wood Reversed Flat Center Panel
- 3 7/16" Stiles and Rails with Single Step Profiled Inside Edge*
- Five Piece Drawer Front**
- Slab Drawer Front Option Available
- Hardware opening top drawer 2 1/8"

*Doors that are smaller than 11 5/8" wide will require reduced stile widths. The rail dimension will be 3 7/16" and will not change

**Drawer Fronts will have reduced rail widths

DAVENPORT SQUARE — INSET


Wall

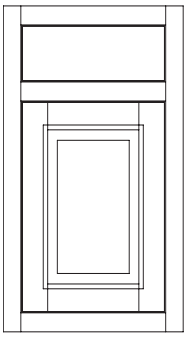
Base

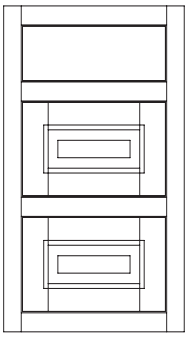
Standard Drawer Front Configuration

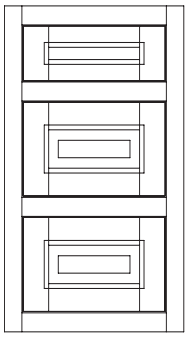
Classic Drawer Front Option

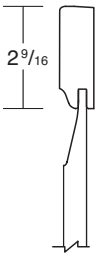

Detail

Wood Species:
- Cherry
- Maple
- Oak
- Hickory

Pricing: +15% to overlay door style

Ordering Code: DPS

Notes:
- 1/16" Eased Door and Drawer Front Edges with a Slight Back Bevel
- Solid Wood Raised Center Panel
- Five Piece Drawer Front with Solid Raised Panel
- Classic Drawer Front Option Available for Top Drawer
- Tolerance around doors and drawers will vary

HANOVER — INSET


Wall

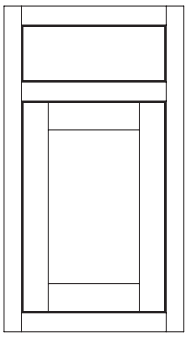
Base

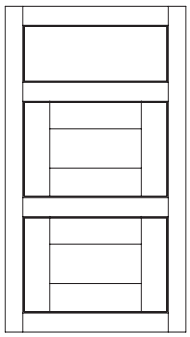
Standard Drawer Front Configuration

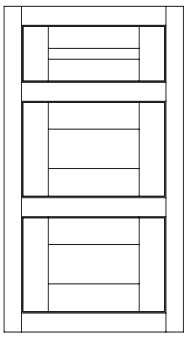
Classic Drawer Front Option

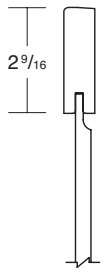

Detail

Wood Species:
- Cherry
- Character Cherry
- Maple
- Character Maple
- Oak
- Hickory

Pricing: +15% to overlay door style

Ordering Code: HNR

Notes:
- 1/16" Eased Door and Drawer Front Edges with a Slight Back Bevel
- Solid Wood Flat Center Panel
- Classic Drawer Front Option Available for Top Drawer
- Tolerance around doors and drawers will vary

HENLOW SQUARE — INSET

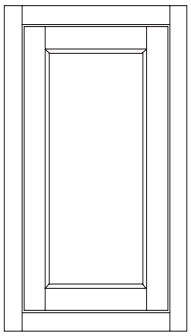
Wall

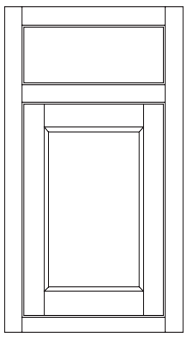
Base

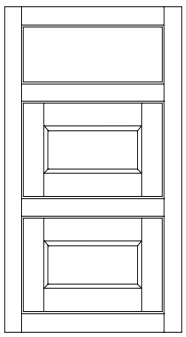
Standard Drawer Front Configuration

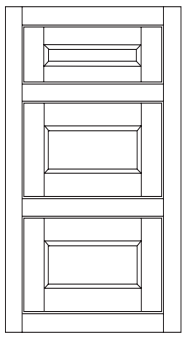
Classic Drawer Front Option

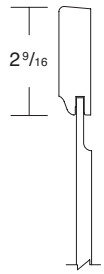

Detail

Wood Species:
- Cherry
- Maple
- Oak
- Hickory

Pricing: +15% to overlay door style

Ordering Code: HWS

Notes:
- 1/16" Eased Door and Drawer Front Edges with a Slight Back Bevel
- Solid Wood Flat Center Panel
- Five Piece Drawer Front with Solid Reversed Flat Center Panel
- Classic Drawer Front Option Available for Top Drawer
- Tolerance around doors and drawers will vary

Installation Recommendations for Applied Moulding Doors Only.

Filler Requirements for Full Overlay Cabinets installed adjacent to “Pulled” or Increased Depth cabinets.

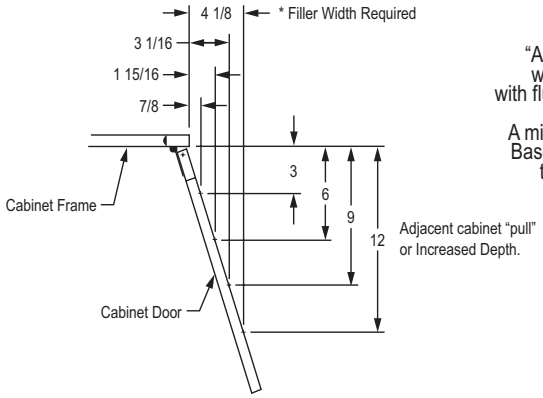

* Add 1/4" to the Filler width if the “Adjacent Cabinet” has standard end panels with the 1/4" scribe on the frame. Cabinets with flush ends would not require the additional 1/4".

A minimum 1/4" Filler is also required on Drawer Base Cabinets Installed in this situation to allow the Drawer Front to clear the 1/4" Frame Scribe when the drawer is pulled out.

All Base, Vanity and Desk cabinets have a $^{3}/_{16}$″ reveal for FOL door styles and $1^{1}/_{4}$″ reveal for TOL door styles at top.

Full Overlay

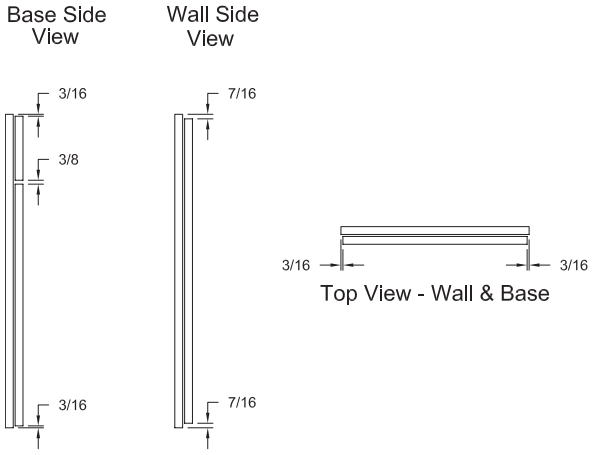

Traditional Overlay

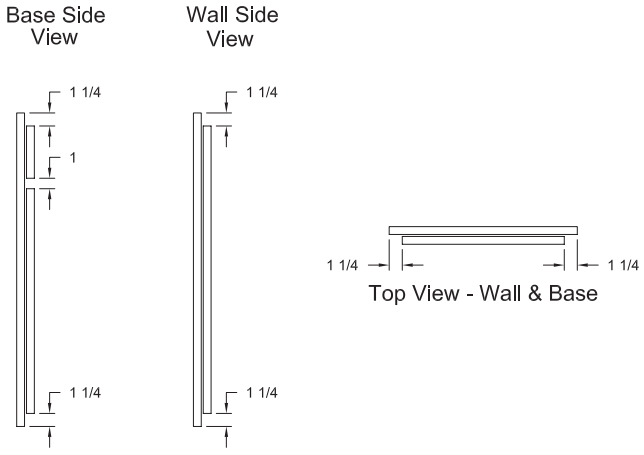



Standard Drawer Configuration



CDF

CDF — Classic Drawer Front Option
CDFL — Classic Large Drawer Front Option

A 5-piece Classic Drawer Front option is available on some door styles in the Premier series. See Door Style Chart for availability indicated with ■. Classic Large Drawer Front option will apply to all drawer fronts greater than 8⅛″ tall. CDFL option is not available for Seville door styles. CDF and CDFL option can be ordered at the header level to apply to your entire order or at the line item level for specific cabinets.

To order at header level, use the following key combination:
CDF — Classic Drawer Front
CDFL — Classic Large Drawer Front
For Example: PRE BRS CDF TMF WHT
PRE BRS CDFL TMF WHT

To order at line item level, use the following code with cabinet item code:
CDF — Classic Drawer Front
CDFL — Classic Large Drawer Front
For Example: B21 CDF1
3DB21 CDFL2

Note: For Madison Arch, Cathedral and Square door styles:
- Drawer fronts 4 ⅝″ to 6 ⅛″ in height will be 5-piece with a flat insert panel
- Drawer fronts 8 ⅛″ and larger in height will be 5-piece solid wood raised panel

For all door styles:
- Drawer fronts less than 4 ⅝″ will remain one piece.



Standard Drawer Configuration



CDFL

Pricing
Cabinet list price +
CDF option list price $80 (per each drawer)

For Example: 3DB18 CDF3

Cabinet list price:	$800
CDF option list price:	$240
Total list price	$1040

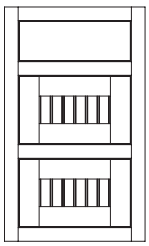

Standard Drawer Configuration

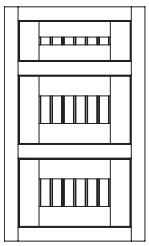

CDF

CDF — Classic Drawer Front for Inset Door Styles

For inset door styles, the Classic Drawer Front option is available for the top drawer (5⅛″ in height) only. The larger drawer fronts will be standard 5-piece and drawer fronts less than 5⅛″ in height will remain one piece in design.

To order at header level, use the following key combination:
CDF — Classic Drawer Front
For Example: ECC BPT INS B CH CDF CHY LGT

To order at line item level, use the following code with cabinet item code:
CDF — Classic Drawer Front
For Example: 3DB21 CDF1

Pricing
Cabinet list price +
CDF option list price $80 (per each drawer)

For Example: 3DB18 CDF1

Cabinet list price:	$1000
CDF option list price:	$80
Total list price	$1080

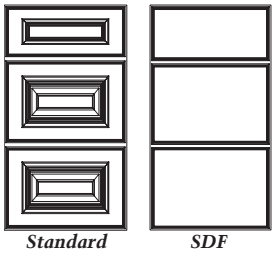

Standard Drawer Configuration *SDF*



Standard Drawer Configuration *SDFT*

SDF — Slab Drawer Front Option
SDFT — Slab Drawer Front Top Option

A one piece or slab drawer front is available on specified door styles. See Door Style Chart for availability indicated with ❑. SDF and SDFT options can be ordered at the header level to apply to your entire order or at the line item level for specific cabinets.

To order at header level, use the following key combination:
SDF — Slab Drawer Front
SDFT — Slab Drawer Front Top Drawer
For Example: PRE BEL SDF MDF GLR
PRE BEL SDFT MDF GLR

To order at line item level, use the following code with cabinet item code:
SDF — Slab Drawer Front
SDFT — Slab Drawer Front Top Drawer
For Example: B21 SDF1
3DB21 SDFT

Pricing
No Charge

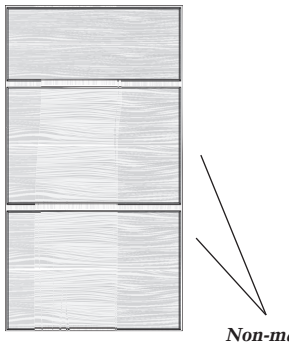

Non-matching grain pattern

HGDF — Horizontal Grain Drawer Front Option

This option is only available on Milan door styles. HGDF option can be ordered at the header level to apply to your entire order or at the line item level for specific cabinets.

To order at header level, use the following key combination:
HGDF — Horizontal Grain Drawer Front
For Example: PRE MIL HGDF OAK LGT

To order at line item level, use the following code with cabinet item code:
HGDF — Horizontal Grain Drawer Front
For Example: B21 HGDF1

Pricing
Cabinet list price +
HGDF option list price $80 (per each drawer)

For Example: 3DB18 HGDF3

Cabinet list price:	$800
HGDF option list price:	$240
Total list price	$1040

- Must specify L or R on all single door cabinets.
- Specify cathedral, arch or square on cathedral or arch door styles for standard vanity cabinets.
- All door styles have 6-way adjustable concealed smooth close hinges.

DOOR & WOOD SPECIES AVAILABILITY

Door Name	Ordering Codes	Overlay	Slab Drawer Front	Classic Drawer Front	Cherry	Character Cherry*	Maple	Character Maple*	Oak	Hickory*	Thermofoil	Medium Density Fiberboard
			SDF	CDF	CHY	CCH	MPL	CMP	OAK	HKY	TMF	MDF
Antigua*	ATG	FOL	▲	■	•		•		•	•		
Bali	BAL	FOL	▲	■	•		•					
Barcelona	BCL	FOL	▲						•			
Belmont	BEL	FOL	❑	▲								•
Bishop	BSP	FOL	▲	■								•
Bridgeport	BPT	FOL	❑	▲	•		•		•	•		
Brighton Arch	BRA	FOL	▲	■							•	
Brighton Square	BRS	FOL	▲	■							•	
Bristol	BTL	FOL	▲	■	•	•	•	•	•	•		
Charleston*	CSN	FOL	❑	▲	•		•		•	•		
Chelsea*	CSE	FOL	❑	▲	•		•		•	•		
Cortland	CRT	FOL	▲	■	•	•	•	•	•	•		
Davenport Arch*	DPA	FOL	▲	■	•		•		•	•		
Davenport Square*	DPS	FOL	▲	■	•		•		•	•		
Essex	ESX	TOL	▲				•		•	•		
Geneva	GNV	FOL	❑	▲	•		•		•			
Hanover	HNR	FOL	▲	■	•	•	•	•	•	•		
Harbour	HAR	FOL	▲	■	•		•		•	•		
Harmony	HMY	FOL	❑	▲	•		•					
Hartford	HFD	FOL	❑	▲								•
Hawthorne	HAW	FOL		▲	•		•					
Henlow Arch	HWA	FOL	▲	■	•		•		•	•		
Henlow Square	HWS	FOL	▲	■	•		•		•	•		
Madison Arch	MDA	FOL	▲	■	•	•	•	•	•	•		
Madison Cathedral	MDC	FOL	▲	■	•	•	•		•	•		
Madison Square	MDS	FOL	▲	■	•	•	•	•	•	•		
Melrose	MEL	FOL	❑	▲	•		•		•	•		
Messina*	MSA	FOL	❑	▲	•		•		•	•		
Milan	MIL	FOL	▲	HGDF ■	•		•		•			
Modesto	MDO	FOL	❑	▲	•		•		•	•		
Monterey	MRY	FOL	❑	▲	•		•					
Napa	NAP	FOL	❑	▲	•		•					
New Haven*	NHN	FOL	▲	■	•		•		•	•		
Prairie	PRA	FOL	▲	■	•		•		•	•		
Richmond	RMD	FOL	❑	▲	•		•		•	•		
Rose Hall Arch	RHA	TOL	▲		•	•	•	•	•	•		
Rose Hall Cathedral	RHC	TOL	▲		•	•	•		•	•		
Rose Hall Square	RHS	TOL	▲		•	•	•	•	•	•		
Sandia	SAN	FOL	▲	■	•		•		•	•		
Savannah	SAV	FOL		▲	•		•		•			
Seville Arch	SVA	FOL	▲	■	•	•	•	•	•	•		
Seville Square	SVS	FOL	▲	■	•	•	•	•	•	•		
Sonoma	SNA	FOL	❑	▲	•		•					
Sydney	SDY	FOL		▲	•		•					
Trestle	TSL	FOL	▲	■								•
Venice	VNC	FOL	❑	▲	•		•					
Vienna	VNA	FOL	❑	▲	•		•		•	•		
Wellington*	WLN	FOL	❑	▲	•		•		•	•		
Winslow*	WNW	FOL	❑	▲	•		•		•	•		
Davenport Square*	DPS	INS	SDFT ▲	■	•		•		•	•		
Hanover*	HNR	INS	SDFT ▲	■	•	•	•	•	•	•		
Henlow Square*	HWS	INS	SDFT ▲	■	•		•		•	•		

All finishes for a species are available on all door styles in that species unless noted. For example, all cherry finishes are available on all cherry door styles.

■ Classic Drawer Front Option — CDF available as an option on these door styles. Add a charge of $80 List for each drawer and blank front.

❑ Slab Drawer Front Option — SDF available as an option on these door styles at no charge.

HGDF ■ Horizontal Grain Drawer Front Option — HGDF available on this door style. Add a charge of $80 List for each drawer and blank front.

▲ Standard drawer front configuration

* Current Door Styles and Species on Extended Lead Time Program. Lead time will be extended one (1) week beyond the Standard Premier Lead Time.

Wellborn Cabinet, Inc. makes all MDF door styles from a Premier Superior Refined Medium Density Fiberboard to provide better quality from the start for a beautiful finish.

Take a second look at our Oak, now called Prestige Oak. Wellborn Cabinet, Inc. uses a specific milling process that produces a more uniform, straighter and tighter grain pattern yielding wood cabinet parts that are not as prone to warping and is more dimensionally superior to plain sawn lumber along with a more linear grain pattern that lends itself nicely to modern or transitional designs. All of this is available on all the solid wood door styles and at Oak's standard price! Show your customers Wellborn's new oak look today!

THE PREMIER SERIES — FINISH CHART

STAINS

Stains	Ordering Codes	Species							
		Cherry	Character Cherry	Maple	Character Maple	Oak	Hickory	Thermofoil	Medium Density Fiberboard
Unfinished	UNF	• NE	• NE	• NE	• NE	• NE	• NE		
Natural	NAT	• NE	• NE	• NE	• NE	• NE◆	• NE		
Saffron	SAF	• NE	• NE						
Light	LGT	• NE	• NE	• NE	• NE	• NE◆	• NE		
Medium	MED	• NE	• NE	• NE	• NE	• NE	• NE		
Dark	DRK	• NE	• NE			• NE	• NE		
Wheat	WEA			• NE	• NE				
Ginger	GNR	• NE	• NE	• NE	• NE	• NE	• NE		
Oatmeal	OAT	• NE	• NE	• NE	• NE	• NE	• NE		
Chestnut	CNT	• NE	• NE	• NE	• NE	• NE	• NE		
Caramel	CML	• NE	• NE	• NE	• NE	• NE	• NE		
Hazelnut	HNT			• NE	• NE	• NE	• NE		
Sable	SBL	• NE	• NE	• NE	• NE	• NE	• NE		
Sienna	SEA	• NE	• NE	• NE	• NE	• NE	• NE		
Coffee	COF			• NE	• NE	• NE	• NE		
Blush	BSH	• NE	• NE	• NE	• NE	• NE	• NE		
Cranberry	CBY			• NE	• NE	• NE	• NE		
Autumn Spice	ASP	• NE	• NE						
White	WHT							• NE	
Linen	LIN							• NE	
Cloud	CLD	• NE	• NE	• NE	• NE	• NE	• NE		
Drift	DFT	• NE	• NE	• NE	• NE	• NE	• NE		
Espresso	ESP	5% NE	5% NE	5% NE	5% NE	5% NE	5% NE		
Garnet	GNT	5% NE	5% NE						
Shadow	SHD	5% NE	5% NE	5% NE	5% NE	5% NE	5% NE		

• Standard Price (no up-charge). Please note for MDF door styles, standard pricing only applies to door style specific items.
◆ Not available on Barcelona Oak door style.
The Ginger finish on maple shows a stronger grain pattern due to the wiping stain.

STAINS WITH GLAZES – 12%

Stains with Glazes	Ordering Codes	Species							
		Cherry	Character Cherry	Maple	Character Maple	Oak	Hickory	Thermofoil	Medium Density Fiberboard
Autumn Spice Charcoal	ASP CHL	12% NE	12% NE						
Blush Charcoal	BSH CHL	12% NE	12% NE	12% NE	12% NE	12% NE	12% NE		
Blush Java	BSH JAV	12% NE	12% NE	12% NE	12% NE	12% NE	12% NE		
Caramel Java	CML JAV	12% NE	12% NE	12% NE	12% NE	12% NE	12% NE		
Chestnut Bronze	CNT BRZ	12% NE	12% NE	12% NE	12% NE	12% NE	12% NE		
Cloud Mocha	CLD MOC	12% NE	12% NE	12% NE	12% NE	12% NE	12% NE		
Cloud Pewter	CLD PWT	12% NE	12% NE	12% NE	12% NE	12% NE	12% NE		
Cloud Slate	CLD SLT	12% NE	12% NE	12% NE	12% NE	12% NE	12% NE		
Cloud Sugar	CLD SGR	12% NE	12% NE	12% NE	12% NE	12% NE	12% NE		
Cocoa Java	COC JAV	12% NE	12% NE			12% NE	12% NE		
Cranberry Charcoal	CBY CHL			12% NE	12% NE	12% NE	12% NE		
Dark Charcoal	DRK CHL	12% NE	12% NE						
Drift Java	DFT JAV	12% NE	12% NE	12% NE	12% NE	12% NE	12% NE		
Drift Pewter	DFT PWT	12% NE	12% NE	12% NE	12% NE	12% NE	12% NE		
Drift Slate	DFT SLT	12% NE	12% NE	12% NE	12% NE	12% NE	12% NE		
Ginger Java	GNR JAV	12% NE	12% NE	12% NE	12% NE	12% NE	12% NE		
Ginger Toffee	GNR TOF	12% NE	12% NE	12% NE	12% NE	12% NE	12% NE		
Hazelnut Charcoal	HNT CHL			12% NE	12% NE	12% NE	12% NE		
Honey Java	HON JAV			12% NE	12% NE	12% NE◆	12% NE		
Light Charcoal	LGT CHL	12% NE	12% NE						
Light Java	LGT JAV			12% NE	12% NE	12% NE◆	12% NE		
Light Sugar	LGT SGR	12% NE	12% NE	12% NE	12% NE	12% NE	12% NE		
Natural Java	NAT JAV	12% NE	12% NE						
Natural Slate	NAT SLT	12% NE	12% NE	12% NE	12% NE	12% NE	12% NE		
Nutmeg Java	NMG JAV	12% NE	12% NE	12% NE	12% NE	12% NE	12% NE		
Oatmeal Charcoal	OAT CHL	12% NE	12% NE	12% NE	12% NE	12% NE	12% NE		
Oatmeal Java	OAT JAV	12% NE	12% NE	12% NE	12% NE	12% NE	12% NE		
Oatmeal Slate	OAT SLT	12% NE	12% NE	12% NE	12% NE	12% NE	12% NE		
Saffron Java	SAF JAV	12% NE	12% NE						
Saffron Slate	SAF SLT	12% NE	12% NE						
Wheat Slate	WEA SLT			12% NE	12% NE	12% NE	12% NE		

NE Natural Ends: All finishes notated "NE Natural Ends" will have as indicated natural maple wood grain laminate end panels (does not match cabinet front). Please refer to the specification catalog for available options on exposed ends. For example, order a finished skin to field install or order Matching Finished Ends.

Available to Order May 2, 2016 | Available to Order July 11, 2016 | Available to order October 3, 2016

STAINS WITH GLAZES – 15%

Stains with Glazes	Ordering Codes	Species							
		Cherry	Character Cherry	Maple	Character Maple	Oak	Hickory	Thermofoil	Medium Density Fiberboard
Evergreen Java	EGN JAV	15% NE	15% NE	15% NE	15% NE	15% NE	15% NE		
Garnet Bronze	GNT BRZ	15% NE	15% NE						
Garnet Charcoal	GNT CHL	15% NE	15% NE						
Sable Charcoal	SBL CHL	15% NE	15% NE	15% NE	15% NE	15% NE	15% NE		
Shadow Charcoal	SHD CHL	15% NE	15% NE	15% NE	15% NE	15% NE	15% NE		
Shadow Pewter	SHD PWT	15% NE	15% NE	15% NE	15% NE	15% NE	15% NE		
Sienna Charcoal	SEA CHL	15% NE	15% NE	15% NE	15% NE	15% NE	15% NE		

PAINTS

Paints	Ordering Codes	Species							
		Cherry ‡	Character Cherry ‡	Maple	Character Maple	Oak	Hickory	Thermofoil	Medium Density Fiberboard
Bleu	BLU	15% NE ‡	15% NE ‡	15% NE	15% NE	15% NE	15% NE		• NE
Crème	CRM	15% NE ‡	15% NE ‡	15% NE	15% NE	15% NE	15% NE		• NE
Divinity	DIV	15% NE ‡	15% NE ‡	15% NE	15% NE	15% NE	15% NE		• NE
Dove	DOV	15% NE ‡	15% NE ‡	15% NE	15% NE	15% NE	15% NE		• NE
Glacier	GLR	15% NE ‡	15% NE ‡	15% NE	15% NE	15% NE	15% NE		• NE
Honey Butter	HBR	15% NE ‡	15% NE ‡	15% NE	15% NE	15% NE	15% NE		• NE
Midnight ‡	MID	15% NE ‡	15% NE ‡	15% NE ‡	15% NE ‡	15% NE ‡	15% NE ‡		
Onyx	ONX	15% NE ‡	15% NE ‡	15% NE	15% NE	15% NE	15% NE		• NE
Pebble	PBL	15% NE ‡	15% NE ‡	15% NE	15% NE	15% NE	15% NE		• NE
Pimento	PIM	15% NE ‡	15% NE ‡	15% NE	15% NE	15% NE	15% NE		• NE
Porcelain	PCN	15% NE ‡	15% NE ‡	15% NE	15% NE	15% NE	15% NE		• NE
Sage	SAG	15% NE ‡	15% NE ‡	15% NE	15% NE	15% NE	15% NE		• NE
Sandstone	SND	15% NE ‡	15% NE ‡	15% NE	15% NE	15% NE	15% NE		• NE
Vanilla	VAN	15% NE ‡	15% NE ‡	15% NE	15% NE	15% NE	15% NE		• NE
Willow	WLO	15% NE ‡	15% NE ‡	15% NE	15% NE	15% NE	15% NE		• NE

PAINTS WITH GLAZES

Paints with Glazes	Ordering Codes	Species							
		Cherry ‡	Character Cherry ‡	Maple	Character Maple	Oak	Hickory	Thermofoil	Medium Density Fiberboard
Bleu Bronze	BLU BRZ	15% NE ‡	15% NE ‡	15% NE	15% NE	15% NE	15% NE		• NE
Crème Cappuccino	CRM CAP	15% NE ‡	15% NE ‡	15% NE	15% NE	15% NE	15% NE		• NE
Crème Mocha	CRM MOC	15% NE ‡	15% NE ‡	15% NE	15% NE	15% NE	15% NE		• NE
Divinity Java	DIV JAV	15% NE ‡	15% NE ‡	15% NE	15% NE	15% NE	15% NE		• NE
Dove Bronze	DOV BRZ	15% NE ‡	15% NE ‡	15% NE	15% NE	15% NE	15% NE		• NE
Dove Pewter	DOV PWT	15% NE ‡	15% NE ‡	15% NE	15% NE	15% NE	15% NE		• NE
Dove Slate	DOV SLT	15% NE ‡	15% NE ‡	15% NE	15% NE	15% NE	15% NE		• NE
Glacier Java	GLR JAV	15% NE ‡	15% NE ‡	15% NE	15% NE	15% NE	15% NE		• NE
Glacier Pewter	GLR PWT	15% NE ‡	15% NE ‡	15% NE	15% NE	15% NE	15% NE		• NE
Honey Butter Toffee	HBR TOF	15% NE ‡	15% NE ‡	15% NE	15% NE	15% NE	15% NE		• NE
Pebble Java	PBL JAV	15% NE ‡	15% NE ‡	15% NE	15% NE	15% NE	15% NE		• NE
Pebble Pewter	PBL PWT	15% NE ‡	15% NE ‡	15% NE	15% NE	15% NE	15% NE		• NE
Pimento Charcoal	PIM CHL	15% NE ‡	15% NE ‡	15% NE	15% NE	15% NE	15% NE		• NE
Porcelain Java	PCN JAV	15% NE ‡	15% NE ‡	15% NE	15% NE	15% NE	15% NE		• NE
Porcelain Pewter	PCN PWT	15% NE ‡	15% NE ‡	15% NE	15% NE	15% NE	15% NE		• NE
Sage Mocha	SAG MOC	15% NE ‡	15% NE ‡	15% NE	15% NE	15% NE	15% NE		• NE
Sandstone Pewter	SND PWT	15% NE ‡	15% NE ‡	15% NE	15% NE	15% NE	15% NE		• NE
Sandstone Slate	SND SLT	15% NE ‡	15% NE ‡	15% NE	15% NE	15% NE	15% NE		• NE
Vanilla Slate	VAN SLT	15% NE ‡	15% NE ‡	15% NE	15% NE	15% NE	15% NE		• NE
Willow Bronze	WLO BRZ	15% NE ‡	15% NE ‡	15% NE	15% NE	15% NE	15% NE		• NE
Willow Slate	WLO SLT	15% NE ‡	15% NE ‡	15% NE	15% NE	15% NE	15% NE		• NE

NE Natural Ends: All finishes notated "NE Natural Ends" will have as indicated natural maple wood grain laminate end panels (does not match cabinet front). Please refer to the specification catalog for available options on exposed ends. For example, order a finished skin to field install or order Matching Finished Ends.

‡ Only available with designated finish techniques.

Painted Medium Density Fiberboard (MDF) doors will display a color variance from the painted maple face frames, corbels, mouldings and other accessory items made with solid maple wood or maple plywood used in the same finish due to the MDF substrate material. This is not considered a defect and is not covered under warranty.

TRANSLUCENT STAINS WITH GLAZES

Translucent Stains	Ordering Codes	Species							
		Cherry	Character Cherry	Maple	Character Maple	Oak	Hickory	Thermofoil	Medium Density Fiberboard
Braze	BZE					35% NE	35% NE		
Forge	FGE					35% NE	35% NE		
Tensile	TEN					35% NE	35% NE		
Tungsten	TGT					35% NE	35% NE		

These unique finishes are created by applying multiple glazes onto a stained surface. This application, combined with the oak and hickory wood grain, creates a textural feel. These finishes will have a six (6) week lead time.

FINISH TECHNIQUES

Technique	Antique		Carriage		Cottage*		Heirloom		Olde World		SeaSide**		Vintage	
Ordering Codes	A		CR		C		HL		OW		SS		V	
Burnishing	Burnishing						Burnishing		Burnishing		Burnishing			
Rub Thru	Rub Thru		Rub Thru						Rub Thru				Rub Thru	
Small Dents	Small Dents		Small Dents				Small Dents		Small Dents					
Worm Holes	Worm Holes		Worm Holes				Worm Holes		Worm Holes					
Dry Brush Glaze									Dry Brush Glaze		Dry Brush Glaze			
Carved Edges									Carved Edges					
Medium Dents									Medium Dents					
Rasping									Rasping					
Spatter					Spatter									
Technique Available	CHY & CCH	MPL, CMP, OAK & HKY	CHY & CCH	MPL, CMP, OAK & HKY	CHY & CCH	MPL, CMP, OAK & HKY	CHY & CCH	MPL, CMP, OAK & HKY	CHY & CCH	MPL, CMP, OAK & HKY	CHY & CCH	MPL, CMP, OAK & HKY	CHY & CCH	MPL, CMP, OAK & HKY
Stains	Yes		Yes				Yes		Yes				Yes	
Stains with Glazes	Yes	Yes	Yes	Yes			Yes	Yes	Yes	Yes			Yes	Yes
Paints	Yes ‡	✓	Yes ‡	✓		Yes*		✓	Yes ‡	✓		Yes**	Yes ‡	✓
Paints with Glazes	Yes ‡	Yes	Yes ‡	Yes				Yes	Yes ‡	Yes			Yes ‡	Yes
For Example:	CRM MOC A		CRM MOC CR		DIV C		CRM MOC HL		CRM MOC OW		DIV SS		CRM MOC V	
Pricing***	Add 15%		Add 15%		Add 3%		Add 10%		Add 20%		Add 20%		Add 10%	
***Technique pricing is in addition to the percentage for the base finish.	✓Exception: Midnight & Onyx		✓Exception: Midnight & Onyx		*Cottage is only available on the following Paints: Crème, Divinity, Glacier, Honey Butter, Pebble, Sandstone and Vanilla.		✓Exception: Midnight & Onyx		✓Exception: Midnight & Onyx		**SeaSide is only available on the following Paints: Bleu, Divinity, Honey Butter, Pebble and Sage.		✓Exception: Midnight & Onyx	

Overlay face frames do not receive finish techniques. Inset face frames and fillers receive finish techniques. Moulding 1¼" wide and larger will receive finish techniques. Plywood parts do not receive finish techniques. Parts such as stiles on end panels and fillers will not receive finish techniques. Veneer door styles, Milan and Barcelona will only receive Cottage and SeaSide finish techniques. Door styles with veneer center panels (Bali, Essex, Harmony and Prairie) will only be available in Cottage, SeaSide and Vintage techniques. Techniques cannot be combined.

‡ Only available with designated finish techniques.

Brush Finish Technique	ColorInspire
Technique available on Maple door styles only	Available on all Maple & MDF door styles
Only available on the following paints: Crème, Divinity, Glacier, Pebble, Sandstone & Vanilla	Choose from Benjamin Moore, Sherwin Williams or Valspar color decks
Pricing: Add 20%	Pricing: Initial sample = $500 List For orders, Add 25%
Technique pricing is in addition to the percentage for the base finish	
Brush Finish and ColorInspire orders require a six (6) week lead time	

See your specification catalog for further details.

Available to Order May 2, 2016 | Available to Order July 11, 2016 | Available to order October 3, 2016

THE PREMIER SERIES — BRUSH FINISH

Brush Finish is available on Maple Premier Series Door Styles. Available to Order July 11, 2016

The Brush Finish technique is a hand applied glaze in a subtle brush stroke over laying the paint providing a depth to the finish not seen with standard glazing. All glazing is inconsistent providing a uniqueness to each part and piece it is applied to. A Brush Finish is created by a hand brushed technique applied to a contrasting opaque base color to look like a brush painted finish.

- Door Material Availability:
  - Brush Finish is available on Maple door styles.
- Brush Finish Details:
  - The Brush glaze color is called Fawn. Fawn is a very light tan color.
  - Fawn is available on the following painted colors: Crème, Divinity, Glacier, Pebble, Sandstone and Vanilla.
  - It is not available with any other glaze or Finish Technique options.
- Order Details:
  - Select Brush Finish Order Reason
  - Select Brush Finish Color
- Lead Time:
  - Brush Finish is available with the Extended Lead Time Program. The Extended Lead Time for Brush Finish will be an additional three (3) weeks more than standard Premier Lead Time, yielding a six (6) week lead time.
  - Lead time could vary based upon plant capacity.
  - Brush Finish is NOT available on the RUSH program.
- Customer Sample:
  - It is highly recommended you order a Brush Finish Sample Front Kit (SFK) in the door style and color choice for your customer to review.
  - The Document of Understanding Brush Finish is not required by Wellborn for ordering; however, it is strongly recommended that you should have your customer sign prior to order placement.
  - The sample will be available to ship to dealer 9 business days after dealer's cutoff date. This sample should be presented to dealer's customer for review and approval.
- Displays and Samples:
  - Showroom Display orders will follow the current Wellborn Cabinet, Inc. Display Program guidelines. If you have any questions, contact your Territory Manager for details.
  - Samples for showroom displays can be submitted for Co-op credit. This will require special approval from your Territory Manager along with pictures showing them as part of your permanent showroom display.
- Brush Finish Pricing:
  - Base Paint Color up-charge will apply
  - Add 20% for Brush Finish Technique

Brush Finish Application Process: Variations in brush stroke intensity, direction or overlap from piece to piece are common and should be expected. The brushed application is designed to give depth and movement to the base color. The brushed finish will be applied onto the base paint finish color in a directional brush stroke to the wood grain. The finished look can appear as an aged, weathered appearance to a more modern, contemporary look. Brush Finish will be applied to all painted surfaces, except the back of door and drawer fronts. Brush marks/strokes and amount of color will vary based on areas of the wood and the door and the selection of the wood species. Tonal variations and varied brush strokes should be seen and expected as a benefit of this finish process. Cabinet components that will include this technique: the front of cabinet doors and drawer fronts, face frames, decorative mouldings, wood accessories, finished ends and finished interior options. (Please see illustration below for direction of strokes when applied to the face frame, drawer front and sections of the door.)

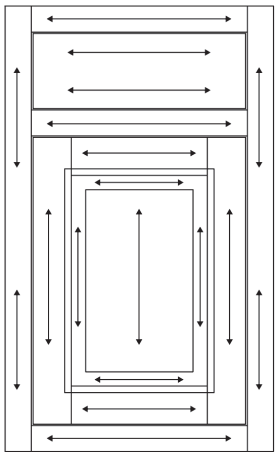

Disclaimer: Due to the unique nature of Brush Finish, Wellborn Cabinet, Inc. does not guarantee that any two jobs or any two doors will look exactly alike. This variability should be explained so customers understand their kitchen will vary in appearance from your showroom display or door sample in the overall color tone, the amount of wiping, patterns and the amount of hang up and coverage. This technique should only be selected after viewing a Sample Front Kit (SFK) in the door style, species and color the customer will be ordering. Variances in this finish process are common and will not be considered a reason for product replacement or warranty.

Document of Understanding: Brush Finish

This finish technique is a glaze in a subtle brush stroke over laying the paint providing a depth to the finish not seen with standard glazing. All glazing is inconsistent providing a uniqueness to each part and piece it is applied to. A Brush Finish is created by a hand brushed technique applied to a contrasting opaque base color. It is only available on Maple door styles in Crème, Divinity, Glacier, Pebble, Sandstone and Vanilla paints with a Fawn brushed glaze.

Variations in brush stroke intensity, direction or overlap from piece to piece are common and should be expected. The brushed application is designed to give depth and movement to the base color. The brushed finish will be applied onto the base paint finish color in a directional brush stroke to the wood grain. The finished look can appear as an aged, weathered appearance to a more modern, contemporary look. Brush Finish will be applied to all painted surfaces, except the back of door and drawer fronts. Brush marks/strokes and amount of color will vary based on areas of the wood and the door and the selection of the wood species. Tonal variations and varied brush strokes should be seen and expected as a benefit of this finish process. Cabinet components that will include this technique: the front of cabinet doors and drawer fronts, face frames, decorative mouldings and wood accessories. Also included are finished end and finished interior options. (Please see illustration below for direction of strokes when applied to the face frame, drawer front and sections of the door.)

Due to the unique nature of Brush Finish, Wellborn Cabinet, Inc. does not guarantee that any two jobs or any two doors will look exactly alike. This variability should be explained so customers understand their kitchen will vary in appearance from your showroom display or door sample in the overall color tone, the amount of wiping, patterns, the amount of hang up and coverage. This technique should only be selected after viewing a Sample Front Kit in the door style, species and color the customer will be ordering. Variances in this finish process are common and will not be considered a reason for product replacement or warranty. This form is not required for ordering but is strongly recommended.

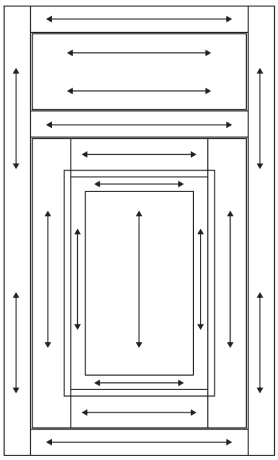

By signing below, you are stating that you understand and accept the characteristics of Brush Finish.

Homeowner Name (Please Print)	Homeowner Signature	Date
Company Name (Please Print)	Sales Person Signature	Date

By WELLBORN CABINET, INC.®

ColorInspire is available on all Maple and MDF Premier Series Door Styles. Available to Order July 11, 2016

ColorInspire is a program that will allow your customers the ability to choose from thousands of colors in any of the Benjamin Moore, Sherwin Williams or Valspar color decks for that just right color. ColorInspire utilizes a catalyzed conversion finish that is oven-cured, creating a baked-on long lasting finish. The sheen level will be the standard low sheen level used on the current paint program.

Details About ColorInspire:

- Door Material Availability: ColorInspire is available on Maple and MDF door styles only.
- Finishes: ColorInspire is not available with any glazes or Finish Technique options.
- Lead Times: ColorInspire is available with the Extended Lead Time Program. The Extended Lead Time for ColorInspire will be an additional three (3) weeks more than standard Premier Lead Time, yielding a six (6) week lead time. Lead time could vary based upon plant capacity. ColorInspire program is NOT available on the RUSH program.
- Process Procedures: ColorInspire offers the selection of thousands of colors; therefore, there is a detailed process that must be followed to insure good service and customer satisfaction. This does take more preplanning time than the standard finish and paint offering. ColorInspire requires an upfront purchase of a color door sample of specified color and then many steps are taken to insure the consumer is pleased with their color choice. This sample cost is non-refundable. More details are listed below.
- Display Program: The ColorInspire program is included in Wellborn Cabinet, Inc.'s Display Program.
- Warranty and Disclaimer: All hardwoods, being a product of nature, vary from one piece to the next, even from the same tree, each having its own characteristics. Therefore, each piece of wood, each cabinet and each kitchen is unique. Painted finishes are created with several coats of pigmented paint and two coats of sealers. The final step is a conversion varnish topcoat that is oven-cured creating a tough, baked-on, long lasting finish. Depending on the door material chosen, some of the wood grain may show through the paint. The natural characteristics of wood create a constant state of expansion and contraction in every door, drawer front and face frame resulting in the visibility of joint lines. These visible joint lines are part of the beauty of painted finishes on natural wood. Samples approximate the actual paint color. It is also important to know that natural wood variation, graining, lighting (natural and artificial), profiles and edge shapes will affect the appearance of the color. ColorInspire is a catalyzed painted finish. There will be a slight difference between the ColorInspire sample and the cabinet order.
  The ColorInspire sample will not be an exact match to the paint manufacturer's paper color deck.

ColorInspire Ordering Steps:

Once the consumer has selected the ColorInspire program, the following steps must occur in order to obtain a smooth ordering and delivery process.

Step 1. Consumer may select any paint color from the Benjamin Moore, Sherwin Williams or Valspar color decks.

- These color decks can be located at any retail store that represents the brand.
- Samples approximate the actual paint color. It is also important to know that natural wood variation, graining, lighting, profiles and edge shapes will affect the appearance of the color. ColorInspire is a catalyzed painted finish.
  The ColorInspire sample will not be an exact match to the paint manufacturer's paper color deck.

Step 2. Place the order for the required ColorInspire Sample.

- Log on to Direct Connect
- Select RUSH – ColorInspire Sample
  - i. Information required for ordering:
  - ii. Paint Manufacturer's Name — For Example: Sherwin-Williams
  - iii. Paint Manufacturer's Color Name — For Example: Blue Bauble
  - iv. Paint Manufacturer's Order Code — For Example: SW6948
  - v. ColorInspire Wellborn Sample ID Number — For Example: CS000001 (will be supplied by Wellborn and applied to each half of sample)
  - vi. ColorInspire Sample Item Code: FD1417CS
    1. Sample Cost: $500 List
    2. Customer samples are not Co-op eligible.
- It is recommended that the sample be ordered in the door style and door material (Maple or MDF) of the potential order.
- Half of the ColorInspire sample will be available to ship to dealer 9 business days after dealer's cutoff date. This sample should be presented to the consumer for review and approval.
- The other half of the ColorInspire sample will remain at Wellborn Cabinet, Inc. for 90 days after the date stamped on the sample.
- ColorInspire Acceptance Form with approval signatures of consumer and dealer must be returned to Wellborn by dealer via electronic transmittal with cabinet order placement. The Acceptance form will be attached to the purchase order. If the color is not acceptable, a new sample must be purchased specifying a different color number. Wellborn Cabinet, Inc.'s ColorInspire program does not include a custom color match program.

- ColorInspire sample expires 90 days after the date stamped on the sample. If an order is not placed within that time, a new sample must be purchased and the entire process, including the purchase of a new ColorInspire sample, must be repeated prior to placing a ColorInspire order.

Step 3. Place ColorInspire Order

- ColorInspire Acceptance Form must be submitted to the Direct Connect ordering system prior to order placement – NO Exceptions.
- Order placement will occur following the receipt of the Acceptance Form at the dealer's next order cutoff date.
- Minimum of $500.00 Net cabinet order required. A minimum dollar order is not required for replacement part orders.
- Ordering Procedures:
  - i. Select the ColorInspire Finish Order Selection
  - ii. The following information will be required on the ColorInspire Order.
  - iii. Paint Manufacturer's Name — For Example: Sherwin-Williams
  - iv. Paint Manufacturer's Color Name — For Example: Blue Bauble
  - v. Paint Manufacturer's Order Code — For Example: SW6948
  - vi. ColorInspire Wellborn Sample ID Number — For Example: CS000001 (will be supplied by Wellborn and applied to each half of sample)
  - vii. The system will verify the information to the Acceptance Form information to insure correct color is ordered.
- There will be a slight difference between the ColorInspire sample and the cabinet order.
- ColorInspire Price: Add 25% to standard List price.
- Replacement Orders:
  - i. If a replacement part order is needed after 90 days from ColorInspire sample date, a new ColorInspire sample must be ordered.
- Displays and Samples:
  - i. Showroom Display orders will follow the current Wellborn Cabinet, Inc. display Program guidelines. If you have any questions, contact your Territory Manager for details. You must follow the same procedure stated above for ordering.
  - ii. Samples for showroom displays can be submitted for Co-op credit. This will require special approval from your Territory Manager along with pictures showing them as part of your permanent showroom display. You must follow the same procedure stated above for ordering.
- Touch-up:
  - i. Touch-up materials should be obtained from your local retail paint dealer.

Team Colors:

Is your customer the ultimate fan of a sports team? Did you know that you can get those colors on cabinetry? Make their sports watching room (or any room) reflect their love of the game and their team by using ColorInspire. Contact your Customer Service Representative for more information.

ColorInspire® Acceptance Form

ColorInspire Painted Finishes are created with several coats of pigmented paint and two coats of sealers. The final step is a conversion varnish topcoat that is oven-cured creating a tough, baked-on, long lasting finish. Depending on the door material chosen, some of the wood grain may show through the paint. The natural characteristics of wood create a constant state of expansion and contraction in every door, drawer front and face frame resulting in the visibility of joint lines. These visible joint lines are part of the beauty of painted finishes on natural wood. All hardwoods, being a product of nature, vary from one piece to the next, even from the same tree, each having its own characteristics. Therefore, each piece of wood, each cabinet and each kitchen is unique. Samples approximate the actual paint color. It is also important to know that natural wood variation, graining, lighting, profiles and edge shapes will affect the appearance of the color. ColorInspire is a catalyzed painted finish. **The ColorInspire sample will not be an exact match to the paint manufacturer's paper color deck.** Samples approximate the actual paint color. There will be a slight difference between the ColorInspire sample and the cabinet order.

By signing below, you are stating that you understand and accept all these characteristics of a ColorInspire painted finish.

❑ **I have reviewed my sample and approve this color.**

Please fill out the following to confirm the order.

Paint Manufacturer's Name: _____

Paint Manufacturer's Color Name: _____

Paint Manufacturer's Order Code: _____

ColorInspire Sample ID Number: _____

Homeowner Name (Please Print)	Homeowner Signature	Date
Wellborn Acct # & Company Name (Please Print)	Sales Person Signature	Date

The order cannot be released until this form has been signed and attached to it.

By WELLBORN CABINET, INC.®

Cherry Stains
Natural Cherry: Natural wood with a light sap stain
Saffron Cherry: A light stain
Light Cherry: A light cherry stain
Dark Cherry: A dark cherry pre-stain with a medium stain
Autumn Spice Cherry: A reddish brown stain
Garnet Cherry: A deep red stain 5%

Maple Stains
Medium Maple: A medium maple pre-stain with a light stain
Wheat Maple: A light brown wheat stain

Maple and Oak Stains
Cranberry Maple and Oak: A reddish brown stain

Maple, Oak and Hickory Stains
Natural Maple, Oak and Hickory: Natural wood with top coat
Light Maple, Oak and Hickory: A light stain
Coffee Maple, Oak and Hickory: A brownish-black stain

Oak and Hickory Stains
Dark Oak and Hickory: A dark stain
Medium Oak and Hickory: A medium stain

Cherry, Maple, Oak and Hickory Stains
Blush: A reddish medium brown stain
Caramel: A medium caramel brown stain
Chestnut: An Old World brown stain
Cloud: A transparent white stain
Drift: A transparent gray stain
Ginger: A warm golden stain
Hazelnut: A warm brown stain
Oatmeal: A warm taupe stain
Sable: A medium brown stain
Sienna: A dark brown stain
Espresso: A warm brown stain 5%
Shadow: A dark gray stain 5%

Stains with a Glaze 12%
Autumn Spice Charcoal: A reddish brown stain with a black Charcoal glaze
Blush Charcoal: A reddish medium brown stain with a black Charcoal glaze
Blush Java: A reddish medium brown stain with a dark brown Java glaze
Caramel Java: A medium brown finish with a dark brown Java glaze
Chestnut Bronze: An Old World brown finish with a Bronze glaze
Cloud Mocha: A transparent white stain with a rich chocolate Mocha glaze
Cloud Pewter: A transparent white stain with a light gray Pewter glaze
Cloud Slate: A transparent white stain with a gray Slate glaze
Cloud Sugar: A transparent white stain with a white Sugar glaze
Cocoa Java: A light finish with a dark brown Java glaze
Cranberry Charcoal: A reddish brown stain with a black Charcoal glaze
Dark Charcoal: A dark finish with a black Charcoal glaze
Drift Java: A transparent gray stain with a dark brown Java glaze
Drift Pewter: A transparent gray stain with a light gray Pewter glaze
Drift Slate: A transparent gray stain with a gray Slate glaze
Ginger Java: A warm golden finish with a dark brown Java glaze
Ginger Toffee: A warm golden finish with a brown Toffee glaze
Hazelnut Charcoal: A warm brown stain with a black Charcoal glaze
Honey Java: A natural finish with a dark brown Java glaze
Light Charcoal: A light finish with a black Charcoal glaze
Light Java: A light finish with a dark brown Java glaze
Light Sugar: A light finish with a white Sugar glaze
Natural Java: A natural finish with a dark brown Java glaze
Natural Slate: A natural finish with a gray Slate glaze
Nutmeg Java: A medium finish with a dark brown Java glaze
Oatmeal Charcoal: A warm taupe stain with a black Charcoal glaze
Oatmeal Java: A warm taupe stain with a dark brown Java glaze
Oatmeal Slate: A warm taupe stain with a gray Slate glaze
Saffron Java: A light stain with a dark brown Java glaze
Saffron Slate: A light stain with a gray Slate glaze
Wheat Slate: A light brown wheat stain with a gray Slate glaze

Stains with a Glaze 15%

Evergreen Java: A green stain with a dark brown Java glaze
Garnet Bronze: A deep red stain with a Bronze glaze
Garnet Charcoal: A deep red stain with a black Charcoal glaze
Sable Charcoal: A brown stain with a black Charcoal glaze
Shadow Charcoal: A gray stain with a black Charcoal glaze
Shadow Pewter: A gray stain with a light gray Pewter glaze
Sienna Charcoal: A dark brown stain with a black Charcoal glaze

Paints 15%

Bleu: A dark French blue painted finish
Crème: A rich cream painted finish
Divinity: An off-white painted finish
Dove: A light gray painted finish
Glacier: A white painted finish
Honey Butter: A yellow painted finish
Onyx: A black painted finish
Pebble: A taupe painted finish
Pimento: A red painted finish
Porcelain: A gray-white painted finish
Sage: A green painted finish
Sandstone: A creamy beige painted finish
Vanilla: A soft yellow cream painted finish
Willow: A mid-tone gray painted finish

Paints with a Glaze 15%

Bleu Bronze: A dark blue painted finish with a Bronze glaze
Crème Cappuccino: A cream painted finish with a dark Cappuccino glaze
Crème Mocha: A cream painted finish with a rich chocolate Mocha glaze
Dove Bronze: A light gray painted finish with a Bronze glaze
Dove Pewter: A light gray painted finish with a light gray Pewter glaze
Dove Slate: A light gray painted finish with a gray Slate glaze
Divinity Java: An off-white painted finish with a dark brown Java glaze
Glacier Java: A white painted finish with a dark brown Java glaze
Glacier Pewter: A white painted finish with a light gray Pewter glaze
Honey Butter Toffee: A yellow painted finish with a brown Toffee glaze
Pebble Java: A taupe painted finish with a dark brown Java glaze
Pebble Pewter: A taupe painted finish with a light gray Pewter glaze
Pimento Charcoal: A red painted finish with a black Charcoal glaze
Porcelain Java: A gray-white painted finish with a dark brown Java glaze
Porcelain Pewter: A gray-white painted finish with a light gray Pewter glaze
Sage Mocha: A green painted finish with a chocolate Mocha glaze
Sandstone Pewter: A cream painted finish with a light gray Pewter glaze
Sandstone Slate: A cream painted finish with a gray Slate glaze
Vanilla Slate: A soft yellow cream painted finish with a gray Slate glaze
Willow Bronze: A mid-tone gray painted finish with a Bronze glaze
Willow Slate: A mid-tone gray painted finish with a gray Slate glaze

Translucent Stains with Glazes 35%

These unique finishes are created by applying multiple glazes onto a stained surface to create a textural look and feel.
Braze: A brown stain with white, gray and brown glazes
Forage: A dark gray stain with dark gray and brown glazes
Tensile: A light gray stain with white and gray glazes
Tungsten: A medium gray stain with gray and brown glazes

Techniques

Burnishing: A technique where the profile edges have been brushed with a dark glaze to create an antiqued effect.
Carved Edges: A technique where small areas of the wood surface are chiseled out on door edges and corners to create a high level of worn look.
Dry Brushing: A technique applying a very dark stain to imitate distressing on the surface of the wood.
Medium Dents: A physical technique of randomly striking the wood surface with a tool to create indentations that mimic the look of aged wood. Medium Dents are larger than Worm Holes and will collect a glaze in varying amounts when applied.
Rasping: A physical technique using a metal rasp to run over the edges and raised details to mimic severe wear.
Rub Thru: A sanding technique used to randomly expose an undercoat or natural wood tone of corners and edges.
Small Dents: A physical technique of randomly striking the wood surface with a tool to create indentations that mimic the look of aged wood. Small Dents are larger than Worm Holes and will collect a glaze in varying amounts when applied.
Spatter: A paint technique where paint is flicked across the surface, producing inconsistent spatter on the stained or painted surface
Worm Holes: A physical technique of randomly placing small round holes that mimics the look of insect penetration which occurs naturally in trees and harvested wood. Worm Holes are smaller than Small Dents and will collect a glaze in varying amounts when applied.
Glaze: An accent stain is applied over the entire door and when wiped off leaves a "hang up" of light to dark tones in the corners, deep grooves and wood grains creating an inconsistent light to dark all over glazed look.
All Stains, Stains with Glazes, Paints and Paints with Glazes will have a low sheen top coat.

_____

(Dealer Name)

Document of Understanding Special Effects

_____ is proud you have chosen Wellborn Cabinet, Inc. products for your home.
(Dealer Name)

It is our desire that you be completely satisfied with your decision. All hardwoods, being a product of nature, vary from one piece to the next, even from the same tree, each having its own characteristics. Therefore, each piece of wood, each cabinet and each kitchen is unique.

We believe that it is important that you are aware of the special effects used to create _____.
(Finish Name)

The results of these finish techniques are intentional and will vary from one cabinet to the next. As a result, the effects of these techniques in an entire kitchen may be different than those in the individual sample on which you based your selection.

Following are descriptions of the finishing techniques used in many of Wellborn's finishes.

Stained Finishes

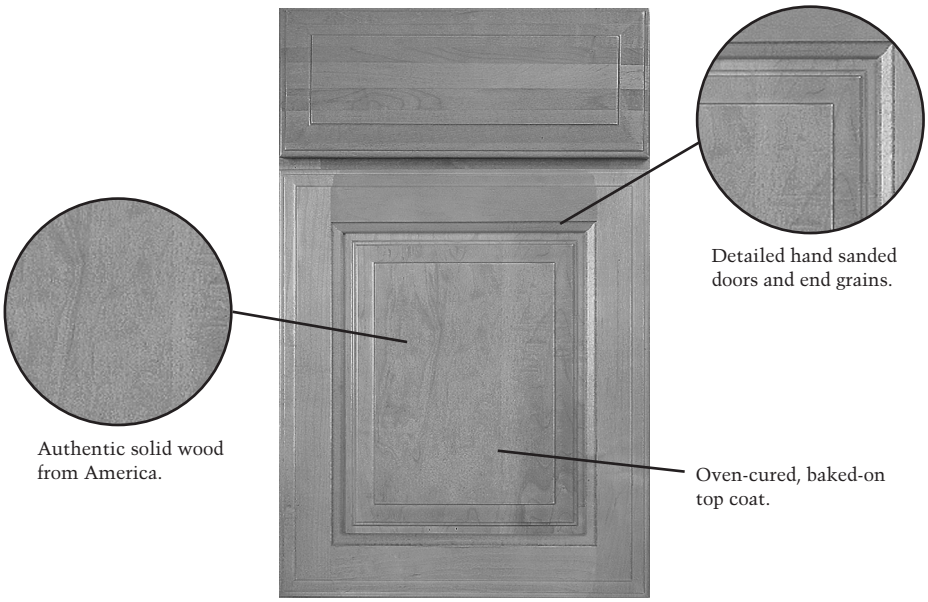

Wellborn's WellGuard Finishing System® is a superb finishing process. The Stained Finishes truly display the natural beauty and characteristics of each individual wood species. The detailed hand sanding and hand rubbed processes result in a high quality finish that enhances the wood grain in each door. A toner may be applied depending on the stain color to equalize natural sap levels. As layers of finish color and sealers are applied, hand sanding continues throughout the process ensuring the best finish in the industry. The final step is a conversion varnish topcoat that is oven-cured creating a tough baked-on long lasting finish.

Stained Finishes with Glaze Technique

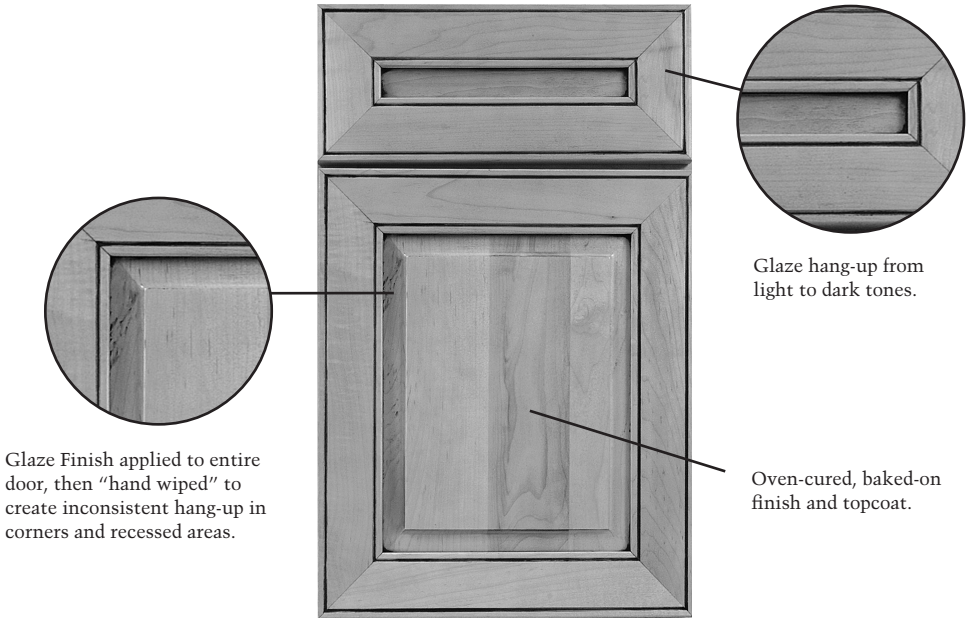

The Glaze Technique on Stained Finishes is created by applying an accent stain over the entire door and then wiping off the glaze leaving a "Hang Up" of light to dark tones in the corners, deep grooves and wood grains creating an all over glazed look. The Glaze Technique purposely creates an uneven, inconsistent look of light to dark tones. This hand rubbed application adds warmth and richness to the wood and results in a unique, one of a kind look on each door. The final step is a conversion varnish topcoat that is oven-cured creating a tough baked-on long lasting finish. These features are acceptable on stained finishes with a glaze technique and are not considered defects. Therefore, these features are not covered under warranty.

Painted Finishes

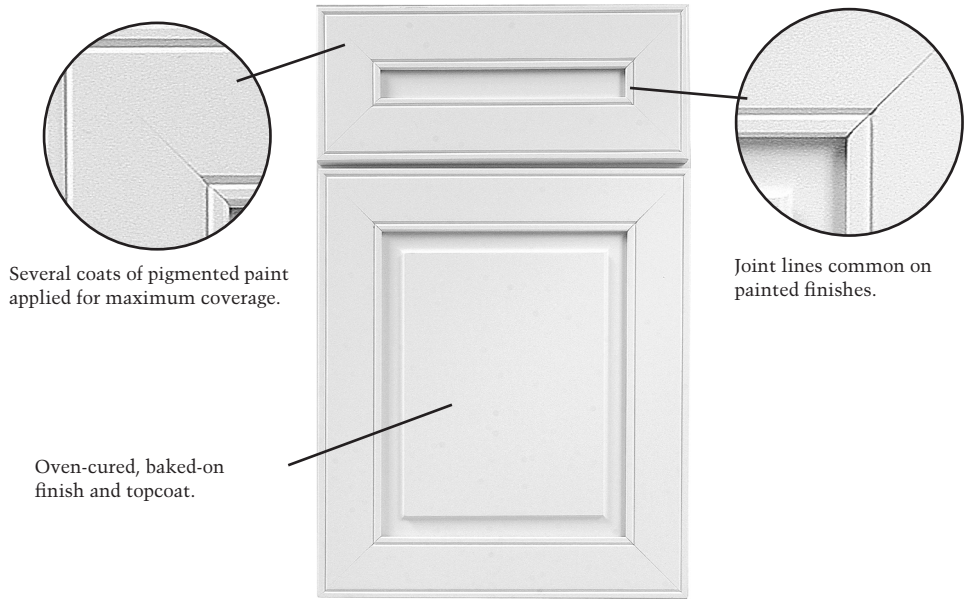

Painted Finishes are created with several coats of pigmented paint and two coats of sealers. Depending on the wood species chosen, some of the wood grain may show through the paint. Character maple will show more wood grain than standard maple. Painted Cherry and Painted Character Cherry are only available with designated finish techniques and require a signed acceptance form be submitted with each order. The natural characteristics of wood create a constant state of expansion and contraction in every door, drawer front and face frame resulting in the visibility of joint lines. These visible joint lines are part of the beauty of painted finishes on natural wood. The final step is a conversion varnish topcoat that is oven-cured creating a tough baked-on long lasting finish. These features are acceptable on painted finishes and are not considered defects. Therefore, these features are not covered under warranty.

Painted Finishes with Glaze Technique

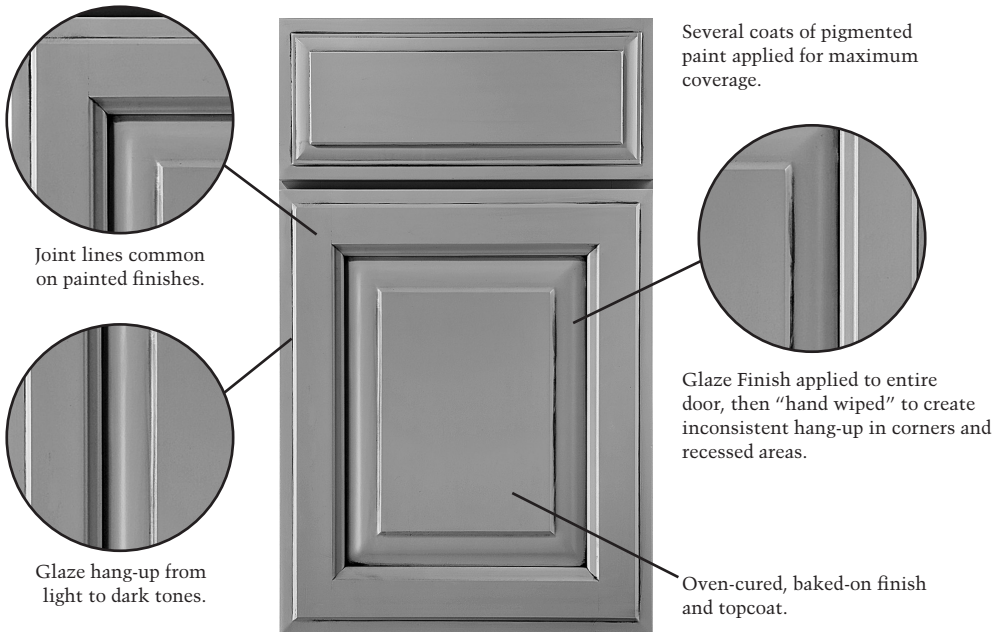

The Glaze Technique on Painted Finishes is created by applying an accent stain over the entire door and then wiping off the glaze leaving a "Hang Up" of light to dark tones in the corners, deep grooves and wood grains creating an all over glazed look. The Glaze Technique that is applied over Painted Finishes is created with several coats of pigmented paint and two coats of sealers. Depending on the wood species chosen, some of the wood grain may show through the paint. Character maple will show more wood grain than standard maple. Painted Cherry and Painted Character Cherry are only available with designated finish techniques and require a signed acceptance form be submitted with each order. The natural characteristics of wood create a constant state of expansion and contraction in every door and drawer front resulting in the visibility of joint lines. These visible joint lines are part of the beauty of painted finishes on natural wood. The final step is a conversion varnish topcoat that is oven-cured creating a tough baked-on long lasting finish. These features are acceptable on painted finishes with a glaze technique and are not considered defects. Therefore, these features are not covered under warranty.

FINISH TECHNIQUES – Wellborn has several Finish Techniques that create different levels of worn appearances. Each piece on the cabinet will vary in the amount of level and appearance in each effect creating a randomness of appearance. Techniques will be applied to doors and drawer fronts. Overlay face frames and fillers do not receive finish techniques. Inset face frames and fillers receive finish technques. Moulding 1¼" wide and larger will receive finish techniques. Plywood parts do not receive finish techniques. Parts such as stiles on end panels will not receive finish techniques. For veneer door styles, Milan and Barcelona will only receive Cottage and SeaSide finish techniques. Door styles with veneer center panels (Bali and Essex) will only be available with Cottage, SeaSide and Vintage techniques. Some specialty accessories like Furniture Bookcases, Open Display Cabinets and Bookcases will receive these effects. Many small mouldings will not receive Finish Techniques. The Finish Techniques will vary within individual doors; therefore, no two doors will be alike throughout the entire kitchen. For your convenience, any exclusions are notated throughout the catalog.

Heirloom



SMALL DENTS –
A physical technique of randomly striking the wood surface with a tool to create indentations that mimic the look of aged wood. Small Dents are larger than Worm Holes and will collect a glaze in varying amounts when applied.



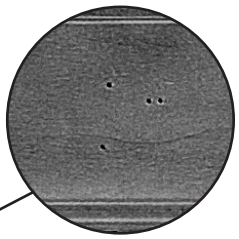

WORM HOLES –
A physical technique of randomly placing small round holes that mimic the look of insect penetration which occurs naturally in trees and harvested wood. Worm Holes are smaller than Small Dents and will collect a glaze in varying amounts when applied.

- Glaze Required for Maple, Character Maple, Oak and Hickory
- Glaze Optional for Cherry and Character Cherry



BURNISHING –
A technique where the profile edges have been darkened to create an antiqued effect.

The Heirloom Technique is available on doors, drawer fronts, the face frames of Open Display Cabinets and Bookcases and specified mouldings. All other face frames and accessories will not receive this technique. These features are acceptable with the Heirloom Technique and are not considered defects. Therefore, these features are not covered under warranty.

Vintage



Detailed hand sanded doors and end grains.





RUB THROUGH –
A sanding technique used to randomly expose an undercoat of natural wood tone on corners and edges.

- Glaze Required for Maple, Character Maple, Oak and Hickory
- Glaze Optional for Cherry and Character Cherry

Oven-cured, baked-on finish and topcoat.

All doors with a flat center panel will not receive the Vintage technique on the center panel. The worn edges will vary within individual doors and throughout the entire kitchen. These features are acceptable with the Vintage Technique and are not considered defects. Therefore, these features are not covered under warranty.

Carriage





SMALL DENTS –
A physical technique of randomly striking the wood surface with a tool to create indentations that mimic the look of aged wood. Small Dents are larger than Worm Holes and will collect a glaze in varying amounts when applied.



WORM HOLES –
A physical technique of randomly placing small round holes that mimic the look of insect penetration which occurs naturally in trees and harvested wood. Worm Holes are smaller than Small Dents and will collect a glaze in varying amounts when applied.



RUB THROUGH –
A sanding technique used to randomly expose an undercoat of natural wood tone on corners and edges.

- Glaze Required for Maple, Character Maple, Oak and Hickory
- Glaze Optional for Cherry and Character Cherry

Olde World





BURNISHING –
A technique where the profile edges have been darkened to create an antiqued effect.



CARVED EDGES –
A technique where small areas of the wood surface are chiseled out on door edges and corners to create a high level of worn look.



RASPING –
A physical technique using a metal scrapper called a rasp which runs over the edges and raised details to mimic severe wear.



DRY BRUSHING –
A technique applying a very dark stain to highlight the distressing on the surface of the wood.



MEDIUM DENTS –
A physical technique of randomly striking the wood surface with a tool to create indentations that mimic the look of aged wood. Medium Dents are larger than Worm Holes and will collect a glaze in varying amounts when applied.

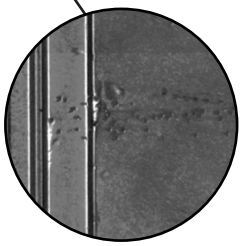

WORM HOLES –
A physical technique of randomly placing small round holes that mimics the look of insect penetration which occurs naturally in trees and harvested wood. Worm Holes are smaller than Small Dents and will collect a glaze in varying amounts when applied.



RUB THROUGH –
A sanding technique used to randomly expose an undercoat of natural wood tone on corners and edges.

- Glaze Required for Maple, Character Maple, Oak and Hickory
- Glaze Optional for Cherry and Character Cherry

Antique

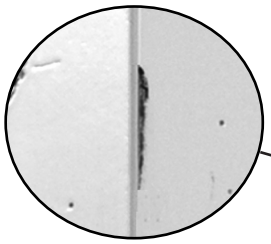

BURNISHING –
A technique where the profile edges have been darkened to create an antiqued effect.



RUB THROUGH – A sanding technique used to randomly expose an undercoat of natural wood tone on corners and edges.





SMALL DENTS –
A physical technique of randomly striking the wood surface with a tool create indentations that mimic the look of aged wood. Small Dents are larger than Worm Holes and will collect a glaze in varying amounts when applied.



WORM HOLES –
A physical technique of randomly placing small round holes that mimics the look of insect penetration which occurs naturally in trees and harvested wood. Worm Holes are smaller than Small Dents and will collect a glaze in varying amounts when applied.

- Glaze Required for Maple, Character Maple, Oak and Hickory
- Glaze Optional for Cherry and Character Cherry

SeaSide



BURNISHING –
A technique where the profile edges have been darkened to create an antiqued effect.





DRY BRUSHING – A technique applying a very dark stain to highlight the distressing on the surface of the wood.

- Available on Bleu, Divinity, Honey Butter, Pebble and Sage Paints
- Available on Maple, Character Maple, Oak and Hickory

Cottage

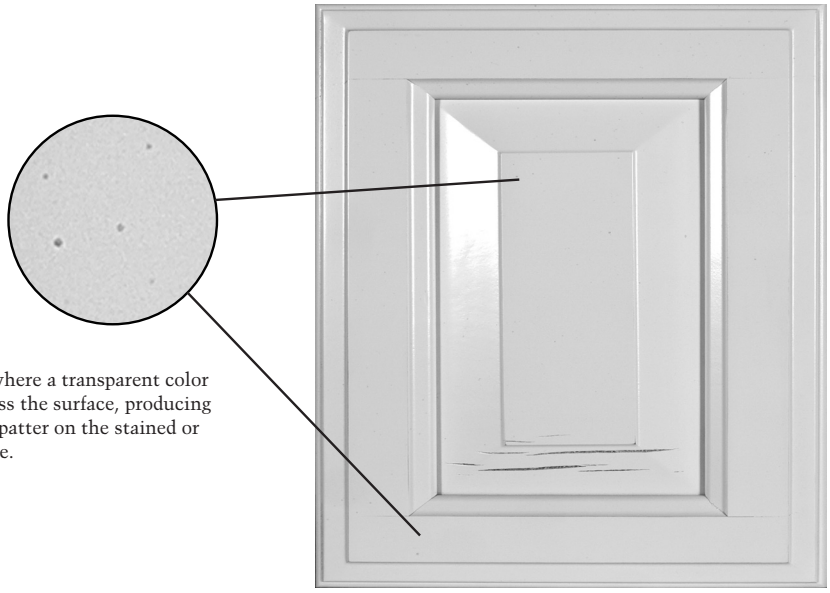

SPATTER –
A technique where a transparent color is flicked across the surface, producing inconsistent spatter on the stained or painted surface.

- Available on Crème, Divinity, Glacier, Honey Butter, Pebble, Sandstone and Vanilla Paints

These features are acceptable on finishes with the Cottage Technique and are not considered defects. Therefore, these features are not covered under warranty.

Special Effects

TICKING
Oak is an open grain and therefore the Glaze Technique will hang up in all open grain areas of the door, which will appear as "ticking." These features are acceptable with Specialty Finishes on oak and are not considered defects. Therefore, these features are not covered under warranty.

GLAZING ON BEAD BOARD
Door styles with bead board grooves retain more stain in all finishes, resulting in a darker color in the grooves. These features are acceptable. Therefore, these finishes are not covered under warranty.



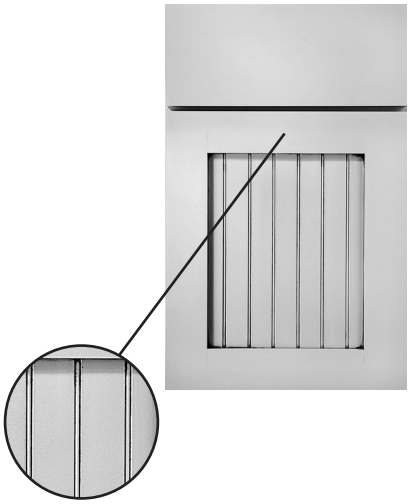

Thermofoil

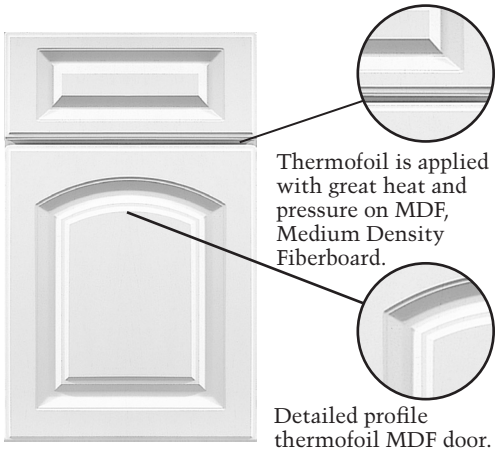

Thermofoil is applied with great heat and pressure on MDF, Medium Density Fiberboard.

Detailed profile thermofoil MDF door.

Easy-to-clean surface.

Thermofoil doors are created by pressing MDF (Medium Density Fiberboard) with a high quality foil that has a lightly textured effect. Foil is applied with an intense heat process and secured with durable glue to the MDF substrate to ensure a clean smooth surface. The face frame of the cabinets with thermofoil doors will be painted to match the door color. It is recommended that a Delamination Shield be placed between freestanding base ovens and adjacent cabinets during installation.

UNFINISHED CABINETS – This option is available for all door styles in the Premier Series and Estate except MDF and thermofoil door styles. Cabinet doors, drawer fronts and face frames will be unfinished. All open cabinets, like bookcases, will have an unfinished interior. This product is sanded at the factory; however, it should be sanded prior to field applying a finish to remove any residue that may be on the surface. Unfinished cabinets lack the protection of a finish coat and are more susceptible to damage from variations in temperature and humidity, and therefore are not covered under warranty. Unfinished cabinets void all warranty!



Light lines at edges of center panel are common on solid wood doors

Solid Wood Doors

Solid wood doors are affected by temperature and humidity and will expand or contract, depending on the installed location. These conditions are inherent in all wood products and will cause a light line to appear at edges of the center panel. This can easily be touched up and can be controlled by regulating humidity. This characteristic is the result of environmental factors beyond manufacturer's control and is not considered a defect. Therefore, it is not covered under warranty.

Any product that is exposed to moisture will show separation at the joints.



Veneer Center Panels

Veneer is thin slices of wood that are glued to furniture board. Since no two trees are exactly alike and even the same tree will have variations due to limbs and growth interruptions, there will be differences in the grain and color of the wood. Our veneer products are made from real wood and will have the same grain patterns, color variations and textures as the wood the veneer is made from. Therefore, each piece of veneer, each cabinet and each kitchen will be unique and beautiful.



Milan and Barcelona

The soft edges of the Milan and Barcelona doors are created by applying a ⅛″ thick solid wood edge. Certain stains may show a slight line between the door panel and wood edge. This is an acceptable level of quality for these doors and finish combinations.



Miter Doors

Miter doors will show separation and peeling in the joints at the door corners. This characteristic is the result of environmental factors beyond manufacturer's control and is not considered a defect. Therefore, this feature is not covered under warranty.

Cherry Wood Species

Beautiful markings such as occasional clusters of tiny pin knots or very small dark streaks of gum set cherry apart from any other hardwood. Cherry includes sapwood that is white to yellowish and heartwood that is reddish brown. It is the nature and beauty of solid wood to vary somewhat in color and grain characteristics and, due to this nature, no two trees are alike. Exposure to sunlight, smoke, household chemicals and other environmental conditions will affect the color of the finish through time. Every wood species exhibits additional characteristics with age such as darkening of grain, pinholes and sap runs. Cherry wood ages noticeably faster than other wood species. The aging process occurs more quickly and is more noticeable in lighter finishes.

Character Cherry

Characteristics:
Character cherry has very different characteristics than standard cherry and other woods giving it an overall distinctive rustic appearance. Its characteristics are brought out by randomly occurring, variously sized knots, worm holes and tracks, gum pockets and streaks, mineral stains and streaks, burls, blemishes, sapwood, and non-structural splits. The amount of character marks will vary from each piece of wood making each kitchen unique. Character cherry will include wood color differences that can range from pink to dark brown with a flowing grain pattern.



Knot Specifications:
While knots in character cherry are more rare than in character maple, it is possible to find open and closed knots with some knots possibly located in the center panel of door and drawer panels. Cluster knots could also be a feature. Open knots located in the center panel of the door and drawer panels are acceptable, though they must be structurally sound. Sound or closed knots are acceptable up to 2½" in diameter. Knots with visible openings entirely through the wood must not exceed ½." Some knot locations may affect hardware placement.

Accessories:
Other parts of the cabinet, like door stiles, rails and mouldings, will not include knots, but may show character cherry's other natural features. However, it will be uncommon to find all markings on any single piece. Door parts are chosen at random with the appearance of each individual door varying widely from a great amount of character to relatively clear cherry. It could occur that a part will be clear cherry as well. Cabinet face frames, end panels, and open cabinets (such as bookcases and other components) will not include knots; however they may appear with grain characteristics of character and/or clear cherry.

The color of character cherry will darken and mellow over time. This change is more evident in light finishes and is most noticeable within the first 6 months. Exposure to strong light sources, such as the sun, will accelerate this process. The natural characteristics of character cherry, including variations in grain patterns and color, are not considered reasons for product replacement and are not covered under the Warranty Program. We recommend viewing a door sample prior to ordering.

Dark Finishes on Character Cherry

Dark finishes and paints on character cherry will hide the majority of character features. Large open knots and some splits, if present, may still be partially visible. Character features are more noticeable on Natural or lighter toned finishes.



Character Maple



Characteristics:
Character maple has very different characteristics than standard hard maple and other woods giving it an overall distinctive rustic appearance. Its characteristics are brought out by randomly occurring, variously sized knots, pin holes, worm holes and tracks, gum and bark pockets, sugar tracks, heartwood and mineral streaks. The amount of character marks will vary from each piece of wood making each kitchen unique. Character maple will include wood color differences caused by variations found in minerals in the soil.

Knot Specifications:
It will be common to find open knots and bark pockets. Some knots may have small holes through the center panel. Character features include knots that may be located in the center panel of the door and drawer panels. Open knots located in the center panel of the door and drawer panels are acceptable, though they must be structurally sound. Sound or closed knots are acceptable up to 2½" in diameter. Knots with visible openings entirely through the wood must not exceed ½." Cluster knots could also be a feature.

Accessories:
Other parts of the cabinet like door stiles, rails and mouldings, will not include knots, but may show character maple's other natural features. The Bristol door style is the only exception to this due to it's wide shaker stiles and rails and will have some knots located in the stiles and rails of the door. However, it will be uncommon to find all markings on any single piece. Door parts are chosen at random with the appearance of each individual door varying widely from a great amount of character to relatively clear maple. It could occur that a part will be clear maple as well. Cabinet face frames, end panels and open cabinets (such as bookcases and other components) will not include knots, however they may appear with grain characteristics of character and/or clear maple.

The natural characteristics of character maple, including variations in grain patterns and color, are not considered reasons for product replacement and are not covered under the Warranty Program. We recommend viewing a door sample prior to ordering.

Dark Finishes or Paints on Character Maple

Dark stains and paints will hide the majority of character features. Large open knots and some splits, if present, may still be partially visible. Character features are more noticeable on Natural or lighter toned finishes.



Dealer Comments:

_____

_____

_____

Please sign below indicating that you have read the above statements and are aware that the effects are random and will be found throughout your kitchen, however not on every cabinet. Your signature indicates that

_____ ,
(Dealer Name)

nor Wellborn Cabinet, Inc. will be held responsible in the event that these characteristics are found to be less desirable than expected once installed in your home.

_____

Customer Signature

_____

Customer Name (Please Print)

_____

Date

WELLBORN CABINET, INC.®
The Essence of Cabinetry

ESTATE COLLECTION™ | Wellborn CLOSETS™ Cabinetry for Every Room. | ELEGANT BATH COLLECTION™

Painted Cherry, Character Cherry & Character Maple Acceptance Form

Cherry, character cherry and character maple when painted, retain many of their natural wood characteristics. Please read the following to ensure a clear understanding of the nature of these wood species.

The natural characteristics of wood create a constant state of expansion and contraction in every door, drawer front and face frame resulting in the visibility of joint lines. These visible joint lines are part of the beauty of painted finishes on natural wood. All hardwoods, being a product of nature, vary from one piece to the next, even from the same tree, each having its own characteristics. Therefore, each piece of wood, each cabinet and each kitchen is unique.

Cherry has unique characteristics specific to this wood species. Gum streaks, pin knots and pitch pockets are natural occurrences that are acceptable and are not considered defects. When painted, these features will show through. Therefore, these features are not considered defects and are not covered under warranties.

Character cherry and character maple have very different characteristics than standard cherry, maple and other woods giving them an overall distinctive rustic appearance. These characteristics are brought out by randomly occurring, variously sized knots, pin knots, gum pockets and streaks, mineral stains and streaks, burls, blemishes, sapwood and non-structural splits. The amount of character marks will vary from each piece of wood making each kitchen unique. Character woods will include wood color differences that can range from pink to dark brown with a flowing grain pattern. While knots in character cherry are more rare than in character maple, it is possible to find open and closed knots with some knots possibly located in the center panel of door and drawer panels. Cluster knots could also be a feature. When painted, these features will show through. Therefore, these features are not considered defects and are not covered under warranties.

For a smoother painted finish, Maple or Medium Density Fiberboard (MDF) is recommended.

Please review the visual depictions on the following pages. These photographs visualize what can be expected in a painted cherry or character cherry product.

By signing below, you are stating that you understand and accept all these characteristics of a cherry, character cherry or character maple painted finishes.

Homeowner Name (Please Print)	Homeowner Signature	Date
Wellborn Acct # & Company Name (Please Print)	Salesperson Signature	Date

☐ Check here if order is for Display or Showroom (only requires Dealer signature)
The order cannot be submitted until this form has been signed and attached to it.

Light Painted Finishes on Cherry and Maple

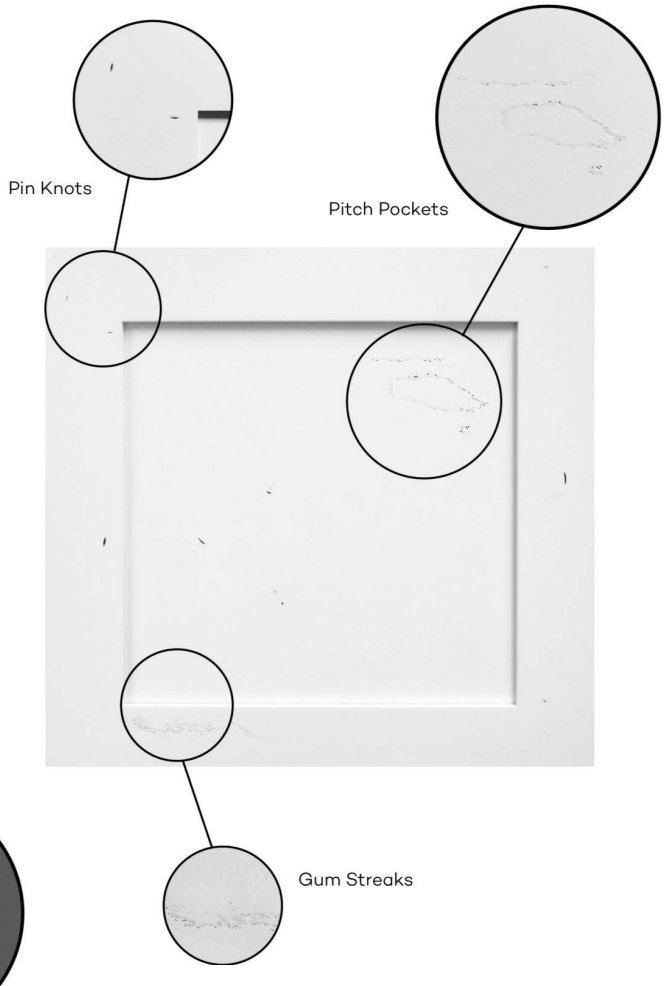

Dark Painted Finishes on Cherry and Maple

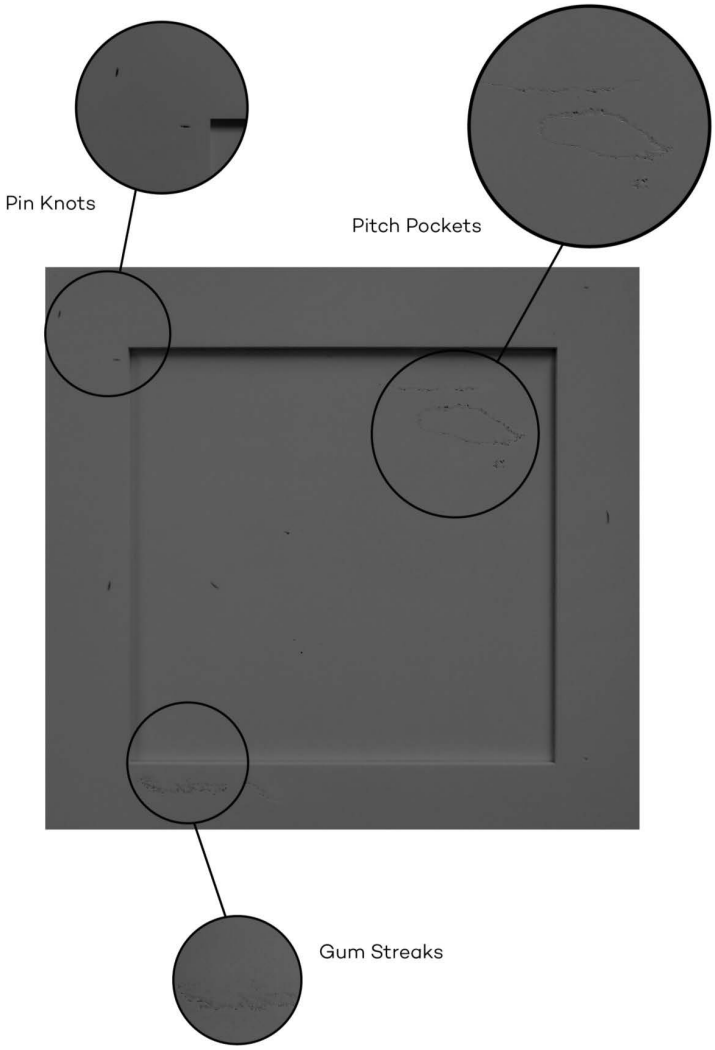

Light Painted Finishes on Character Cherry and Character Maple

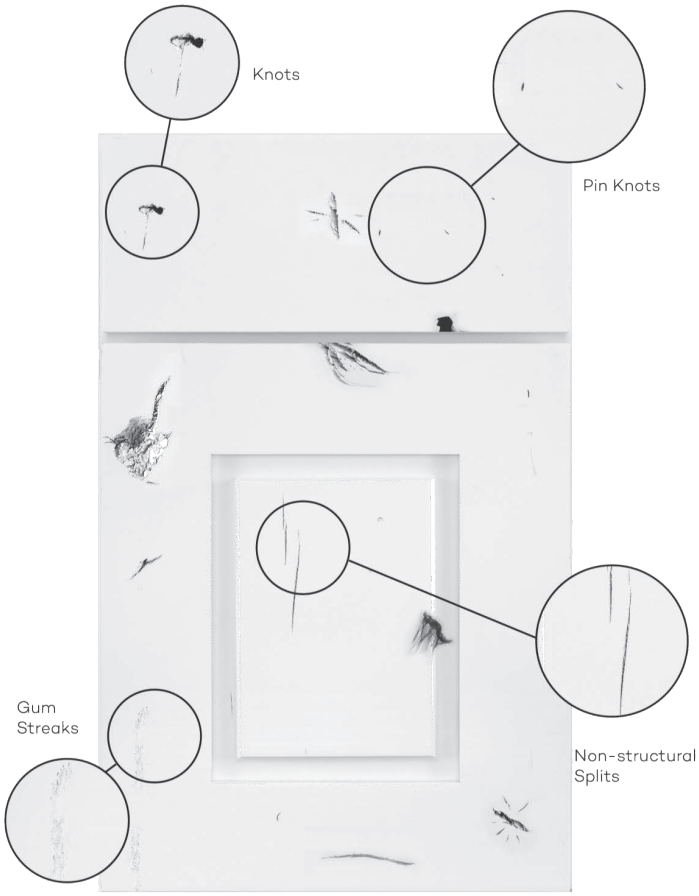

Dark Painted Finishes on Character Cherry and Character Maple

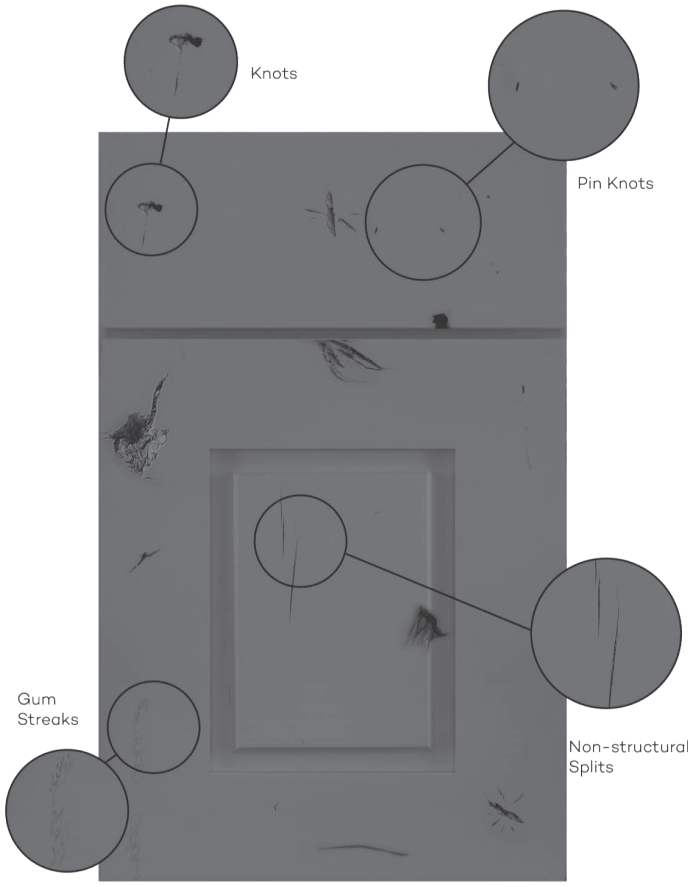

Symbols Used in Semi-Custom Chart

● = Semi-Custom Option Available
▲ = Semi-Custom Option Standard with Cabinet

When ordering Semi-Custom options, please note that all paperwork from our factory will show an asterisk (*) at the end of the nomenclature. This will help identify the cabinets with modifications. Please note this change when reviewing confirmations, invoices, shipping labels, etc.

For Example:
W3030* FIMD P MD10½ B12* R FH W1230* L MH29¼

Always face cabinet when determining left or right specifications

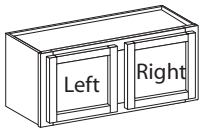

Sequence of Mods: All modifications to cabinet construction, size, valances or configuration will take precedence over changes to doors or installed options.

For Example: IF will occur before DDFINTOP

WIDTH		HEIGHT		DEPTH	
Min.	Max.	Min.	Max.	Min.	Max.

Semi-Custom	APC	BO	CC	ES	FCE	FDBS	FH	FI	FIMD	FO	ID	IF	IME	MFE	MD	MH	MW	P	PCE	RD	RTK	TKA	VTK	WBR	WCM	WS	WTR
FOL/TOL																											
INS																											

All Plywood Construction
Box Only
Clipped Corner
Extended Stiles
Flush Cabinet End
Full Depth Base Shelf
Full Height Doors
Finished Interior
Finished Interior Mullion Door
Front Only
Increased Depth
Inverted Frame
Integrated Matching End
Matching Finished End
Modify Depth
Modify Height
Modify Width
Peninsula
Plywood Cabinet Ends
Reduced Depth
Recessed Toe Kick
Toe Kick Added
Void Toe Kick
Wide Bottom Rail
Without Center Mullion
Wide Stiles
Wide Top Rail

Modifying Dimensions

Cabinets and end panels can be modified for depth, height and width. Doors, drawer fronts and cabinet openings will change to match the new overall dimensions. Exceptions or limitations are noted under each individual modification. To obtain price, use the next larger or largest standard item available and add the specified percentage. Always reduce, if possible, from a larger cabinet. Modifying in multiple directions results in the following pricing:

Pricing
One direction — add 23% per cabinet
Two directions — add 33% per cabinet
Three directions — add 43% per cabinet

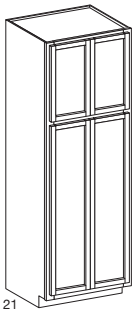

U248424 MD21

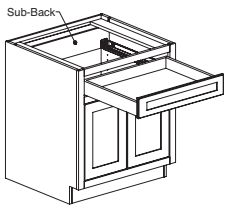

B30 MD30

MD — Modify Depth

The depth of most cabinets can be modified in ¼″ increments. When this modification is chosen the cabinet shelves will be standard full depth shelves. All drawers will remain standard depths. Cabinets with sliding shelves can not be reduced below 18″ or above 27″ depth. See the Semi-Custom Chart for availability and sizing information.

To order, use the following code with cabinet item code:
MD — Modify Depth
For Example: W3030 MD9

Cabinet Type	Depth Minimum	Depth Maximum
Walls without drawers	4½″	30″
Walls with drawers	12″	30″
Bases without drawers	6″	30″
Bases with drawers	12″	30″
Talls without drawers	6″	30″
Talls with drawers	12″	30″
Vanities without drawers	6″	30″
Vanities with drawers	12″	30″

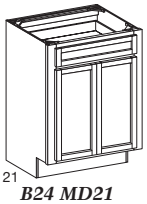

B24 MD21

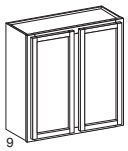

W3930 MD9

Pricing
Add 23% to List Price

WIDTH		HEIGHT		DEPTH	
Min.	Max.	Min.	Max.	Min.	Max.
				MIN	MAX

Semi-Custom	APC	BO	CC	ES	FCE	FDBS	FH	FI	FIMD	FO	ID	IF	IME	MFE	MD	MH	MW	P	PCE	RD	RTK	TKA	VTK	WBR	WCM	WS	WTR
FOL/TOL															●												
INS															●												

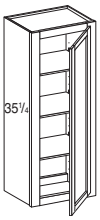

W1536 MH35¼

MH — Modify Height

The height of most cabinets can be modified in ¼″ increments. For Wall, Base, Vanity and Tall cabinets with both doors and drawers, the height adjustment will occur in the door section and drawer heights will not change. For Tall cabinets and end panels, height adjustment will be made to top section. If Inverted Frame option is also chosen the height adjustment will be to the original top door section. When ordering cabinets with Bead Board or Contrasting Bead Board Backs, the height cannot be modified over 96". See the Semi-Custom Chart for availability and sizing information.

To order, use the following code with cabinet item code:
MH — Modify Height
For Example: U219324 MH91

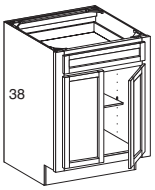

B30 MH38

	Height	
Cabinet Type	Minimum	Maximum
Wall cabinets	12″	60″
Base and Vanity cabinets without drawers	16½″	48″
Base and Vanity cabinets with drawers	24″	48″
Tall cabinets	72″	102″

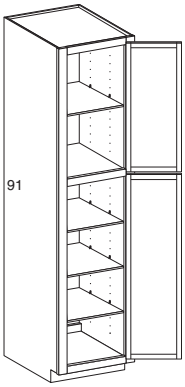

U219324 MH91

Pricing
Add 23% to List Price

WIDTH		HEIGHT		DEPTH	
Min.	Max.	Min.	Max.	Min.	Max.
		MIN	MAX		

Semi-Custom	APC	BO	CC	ES	FCE	FDBS	FH	FI	FIMD	FO	ID	IF	IME	MFE	MD	MH	MW	P	PCE	RD	RTK	TKA	VTK	WBR	WCM	WS	WTR
FOL/TOL																●											
INS																●											

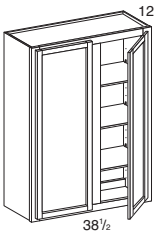

W3942 MW38½

MW — Modify Width

The width of most cabinets can be modified in ¼″ increments. Changes in width will follow the standard cabinet configurations. Any cabinet less than 24″ wide will be a single door cabinet by using existing 24″ wide single door cabinets. Cabinets greater than 48″ wide will become a three (3) door cabinet. 9″ Wide cabinets will be square for TOL arch and all cathedral overlay door styles. Modify width allows an easy way to get half size cabinets: i.e. 13½″, 16½″, 20½″, 22½″ widths, etc. **INSET:** 9″ Wide cabinets will have one piece doors. See the Semi-Custom Chart for availability and sizing information.

To order, use the following code with cabinet item code:
MW — Modify Width
For Example: B27 MW25 1/2

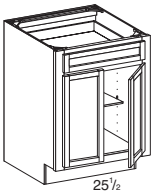

B27 MW25½

	Width	
Cabinet Type	Minimum	Maximum
Wall cabinets without drawers	9″	48″
Wall cabinets with drawers	12″	48″
Base and Vanity cabinets without drawers	9″	48″
Base and Vanity cabinets with drawers	12″	48″
Base and Vanity cabinets with sliding shelves	15″	48″
Vanity Sink Drawer Base cabinets	24″	60″
Tall cabinets without drawers	9″	42″
Tall cabinets with drawers	15″	42″

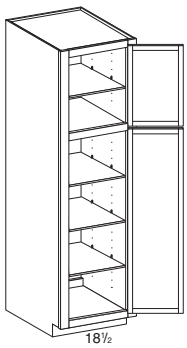

U218424 MW18½

Pricing
Add 23% to List Price

WIDTH		HEIGHT		DEPTH	
Min.	Max.	Min.	Max.	Min.	Max.
MIN	MAX				

Semi-Custom	APC	BO	CC	ES	FCE	FDBS	FH	FI	FIMD	FO	ID	IF	IME	MFE	MD	MH	MW	P	PCE	RD	RTK	TKA	VTK	WBR	WCM	WS	WTR
FOL/TOL																	●										
INS																	●										

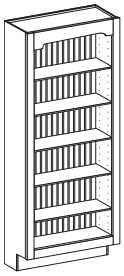

BKC2196 BB

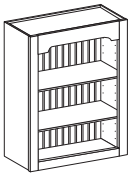

ODW2436 BB

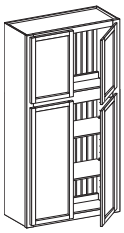

WSC2454 BB

BB — Bead Board Back

This option replaces the back of the cabinet with a bead board panel. It is available for most Wall, Base, Bookcase and Furniture Bookcase cabinets. All cabinets that are standard with a finished interior will come with the bead board back in the matching finish. Any cabinets with a standard interior will require ordering one of the many available finished interior options before this option will be allowed: Finished Interior (FI), Finished Interior Finished Door (FIFD), Finished Interior Mullion Door (FIMD) or Finished Interior Decorative Door Frame (FIDDF). Cabinets with this option are not available over 96" high. See the individual options for details and availability.

Note: When choosing this option specialty techniques will **NOT** be applied to the Bead Board Back.

To order, use the following code with cabinet item code:
BB — Bead Board Back
For Example: ODW2436 BB
WSC2454 FIFD BB

Pricing
Add 30% to List Price

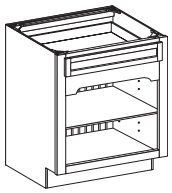

ODDB30 BB

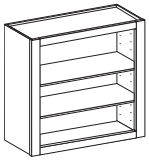

W2730 BO

BO — Box Only

Many cabinets can be ordered as Box Only. Box Only option eliminates all the doors, drawer fronts, drawers and cabinet hardware from the cabinet. **This option is not available with Finished Interior option.** See the Semi-Custom Chart for option availability.

To order, use the following code with cabinet item code:
BO — Box Only
For Example: B39 BO

Pricing
85% of List Price

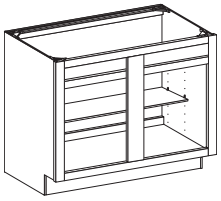

B39 BO

	WIDTH		HEIGHT		DEPTH	
	Min.	Max.	Min.	Max.	Min.	Max.

Semi-Custom	APC	BO	CC	ES	FCE	FDBS	FH	FI	FIMD	FO	ID	IF	IME	MFE	MD	MH	MW	P	PCE	RD	RTK	TKA	VTK	WBR	WCM	WS	WTR
FOL/TOL		●																									
INS		●																									

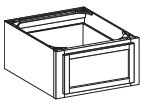

ICSDU18 CB

CB — Cabinet Back

This option is available for Island Component Single Drawer Units, Island Component Door Units, and Island Component Basket Units only. The option creates a standard back on the peninsula side of the island component.

To order, use the following code with cabinet item code:
CB — Cabinet Back
For Example: ICSDU18 CB

Pricing
No charge

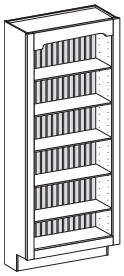

BKC2196 CBB

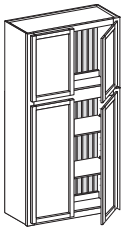

WSC2454 CBB

CBB — Contrasting Bead Board Back

This option replaces the back of the cabinet with a bead board panel in a different finish and/or wood species. It is available for most Wall, Base, Bookcase and Furniture Bookcase cabinets. All cabinets that are standard with a finished interior will come with the bead board back in the specified finish and wood species. Any cabinets with a standard interior will require ordering one of the many available finished interior options before this option will be allowed: Finished Interior (FI), Finished Interior Finished Door (FIFD), Finished Interior Mullion Door (FIMD) or Finished Interior Decorative Door Frame (FIDDF). Cabinets with this option are not available over 96" high. See the individual options for details and availability.

Note: When choosing this option specialty techniques will **NOT** be applied to the Contrasting Bead Board Back

To order, use the following code with cabinet item code:
CBB — Contrasting Bead Board Back + Species + Contrasting Finish Code
For Example: BKC2196 CBB MPL SAG MOC

Pricing
Add 40% to List Price

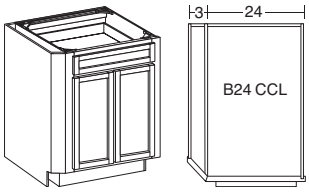

B24 CCL
(Clipped Corner Left Base)
27" Overall cabinet width

CC — Clipped Corner

Clipped Corner cabinets are available on many wall, base, vanity/office and tall cabinets. The clipped corner end panel is set back 3" by the clip and the width of the cabinet will increase 3" per clip. For example, a B24 with one clipped corner will have a 27" width. Clipped Corner sides are unfinished. Choose FME to get a finished end. See the Semi-Custom Chart for option availability.

To order use the following codes with cabinet item code:
CCR — Clipped Corner Right Wall, Base and Vanity/Office
CCL — Clipped Corner Left Wall, Base and Vanity/Office
CCRT — Clipped Corner Right Tall
CCLT — Clipped Corner Left Tall
CCFR — Clipped Corner Fluted Right Wall, Base and Vanity/Office
CCFL — Clipped Corner Fluted Left Wall, Base and Vanity/Office
CCFRT— Clipped Corner Fluted Right Tall
CCFLT— Clipped Corner Fluted Left Tall
For Example: B24 CCL (Left)
B24 CCFL (Fluted Left)

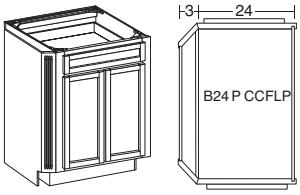

B24 P CCFLP
(Peninsula Clipped Corner
Fluted Left Base)
27" Overall cabinet width

To order Clipped Corner with Peninsula option for wall, base, vanity/office, use the following codes with cabinet item codes:
CCRP — Clipped Corner Right on Kitchen Side and Peninsula Side
CCLP — Clipped Corner Left on Kitchen Side and Peninsula Side
CCFRP— Clipped Corner Fluted Right on Kitchen Side and Peninsula Side
CCFLP — Clipped Corner Fluted Left on Kitchen Side and Peninsula Side
Note: Must be ordered with peninsula option only.
For Example: B24 P CCLRP (Left Peninsula)
B24 P CCFLP (Fluted Left Peninsula)

* The depth of a cabinet with a Clipped Corner cannot be less than 9"

Pricing
Add $275 List per end (Wall, base and vanity)
Add $330 List per end (Tall)
Add $550 List per end (Peninsula wall, base and vanity)

	WIDTH		HEIGHT		DEPTH	
	Min.	Max.	Min.	Max.	Min.	Max.

Semi-Custom	APC	BO	CC	ES	FCE	FDBS	FH	FI	FIMD	FO	ID	IF	IME	MFE	MD	MH	MW	P	PCE	RD	RTK	TKA	VTK	WBR	WCM	WS	WTR
FOL/TOL			●																								
INS			●																								

CUSTDOOR/CUSTBF — Custom Size Door and Drawer Fronts

Panel Configurations

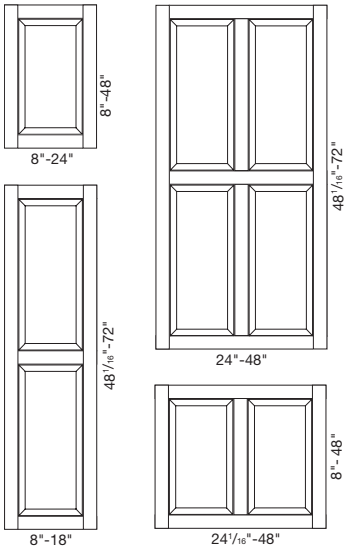

This option gives you the ability to order custom panel sizes based on specific parameters for each door style. You must specify the following information when ordering. Does not include installation hardware. Wellborn has the right to substitute MDF for center panels with paints and paints with glazes to insure better quality on larger panels.

- Drill or No Drill (ND)
  - If Drill is selected, then you must specify Left (L) or Right (R) hinge.
- Door Edge Profile (DE) or Square Edge Profile (SE)
  - Note: All edges will receive the specified edge treatment.
- Height and Width
  - Sizes are allowed in 1/16″ increments
  - There are minimum and maximum widths allowed in order to retain the door profile. Minimum and maximum widths will vary based on individual door construction.
- Door Type
  - FD Finished Door
  - DDF Decorative Door Frame
  - MD Mullion Door

If DDF or MD is chosen, specify Glass Type:

Codes	Description	Price is in addition to sq. ft. door pricing	Glass Max. Sizes
NG	No Glass	No Charge	---
CG	Clear Glass	$100 List	48" x 60"
RG	Reeded Glass	$150 List	32" x 42"
SG	Satin Glass	$150 List	63" x 44"
CSG	Clear Seedy Glass	$150 List	24" x 72"
SSG	Super Seedy Glass	$150 List	32" x 42"
CAG	Clear Antique Glass	$150 List	24" x 72"
CWG	Clear Water Glass	$150 List	24" x 72"
CBG	Clear Baroque Glass	$150 List	30" x 72"

Custom Door Parameters:

For Custom Door orders, specify:
Door Hinge – L/R/ND
Edge Pofile – DE/SE
Door Type – FD/DDF/MD
Height measurement
Width measurement

Full Overlay Door Styles (Cope & Tenon)

Width:
- Minimum = 8″
  - Doors less than 11⅝″ are not available in Cathedral.
  - Doors less than 8⅝″ are not available in Arch.
  - Cortland, Chelsea, Charleston, Messina, Wellington, Winslow, Richmond, Vienna & Bristol doors less than 11⅝″ will have reduced width stiles.
- Maximum = 24″ (single panel), 48″ (horizontal double panel)
  - Doors greater than 24″ wide are not available in Arch or Cathedral.
  - Doors greater than 24″ wide are not available over 48″ high.

Height:
- Minimum = 8″
  - Doors less than 11″ high are not available in Arch or Cathedral.
- Maximum = 48″ (single panel); 72″ (vertical double panel)
  - Doors greater than 24″ wide are not available over 48″ high.

Mitered/Slab Door Styles (all are single panel)

Width:
- Minimum = 8″
- Maximum = 24″

Height:
- Minimum = 8″
- Maximum = 72″

Traditional Overlay Door Styles (Cope and Tenon)

Width:
- Minimum = 7¾″
  - Doors less than 9½″ are not available in Arch or Cathedral.
- Maximum = 21½″ (single panel), 48″ (horizontal double panel)
  - Doors greater than 21½″ wide are not available in Arch or Cathedral.
  - Doors greater than 21½″ wide are not available over 48″ high.

Height:
- Minimum = 7¾″
  - Doors less than 9½″ high are not available in Arch or Cathedral.
- Maximum = 48″ (single panel); 72″ (vertical double panel)
  - Doors greater than 21½″ wide are not available over 48″ high.

Note: All cope and tenon, MDF and thermofoil door styles over 48″ high will have a mid-rail, and if over 24″ wide will have a center stile. Mitered and slab doors will remain a one-piece panel.

Custom Drawer Front Parameters:

For Custom Drawer Front orders, specify:
Edge Profile – DE/SE
Height measurement
Width measurement

- Any drawer fronts *not listed* are SLAB.
- Minimum Size, Slab, H x L = 4⅝″ x 7″
- Minimum Size, 5-piece, H x L = 4⅝″ x 8⅝″
- Maximum Size, H x L = 15″ x 48″ (except Harbour & Bridgeport)

Charleston, Messina, Richmond and Vienna
- < 9⅞″ = 3-piece construction
- ≥ 9⅞″ = 5-piece construction w/raised panel

Madison CDF
- = 4⅝″ & < 8⅛″ = 5-piece w/flat panel
- ≥ 8⅛″ = 5-piece w/raised panel

Cortland CDF, Chelsea, Wellington, Winslow, Melrose, Modesto, Hanover CDF, Sandia CDF, Bishop CDF, Prairie CDF and Trestle CDF
- All 5-piece flat panel
- < 6⅛″ cut-down from 6⅛″

Bridgeport, Harbour CDF & New Haven CDF
- Maximum length = 36″
- All 5-piece flat beaded panel
- < 6⅛″ cut-down from 6⅛″

Savannah, Monterey & Venice
- ≤ 5″ = 5-piece w/no visible center panel
- > 5″ & < 8⅛″ = 5-piece w/flat panel
- ≥ 8⅛″ = 5-piece w/raised panel

Geneva, Harmony, Hawthorne, Sonoma, Sydney & Napa
- ≤ 5″ = 5-piece w/no visible center panel
- > 5″ = 5-piece w/flat panel

Belmont & Hartford
- > 5⅝″ = 5-piece appearance

To Calculate the Price of Your Panel:
The custom panels are priced per square foot. There is a minimum charge of 1 sq. ft. for drawer fronts and 1½ sq. ft. for doors.

- Custom Panels are $120 List per sq. ft.

EXAMPLE:
Panel Size
36″ x 30″ = 1,080 ÷ 144 = 7.5 sq. ft.

For Custom Door (or Drawer Fronts):
7.5 sq. ft. x $120 List = $900

Custom Refrigerator Door Panels

Custom Appliance Panels to match your Estate cabinetry are available for appliances designed to accept them. These panels will be custom made to the appliance manufacturer specifications. It is important to research your appliances thoroughly before ordering. A few minutes spent acquiring the correct documents eliminates expensive replacements and order delays. Check the manufacturers specifications and model number carefully to verify your particular application. A complete model number and the appropriate manufacturer's specifications must accompany all custom panel orders.

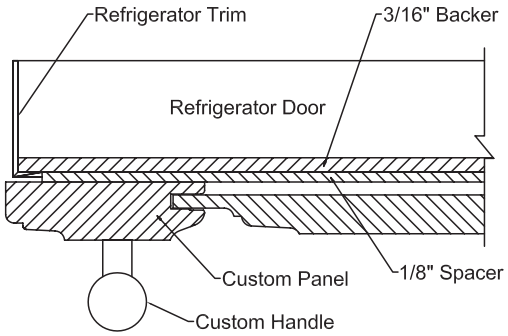

Typical "Overlay" Application

Custom panels for an "Overlay" application typically include 3/16" backers, 1/8" spacers and 3/4" custom panels which match the specified door style. The panels cover the entire front of the refrigerator and the installation usually requires a custom handle, but in some applications the standard handle can be extended to allow finger clearance between the custom panel and the handle. The term "Overlay" does not mean that the panels are limited to a full overlay door style. Traditional overlay doors can be used as well.

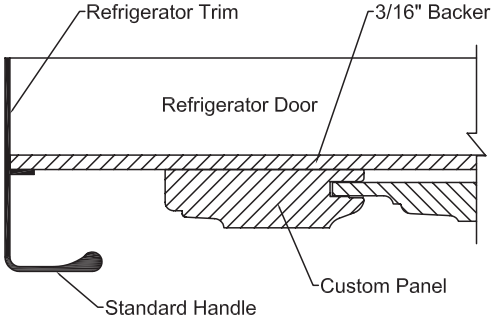

Typical "Classic" or "Framed" Application

Custom panels for a "Classic" application include 3/16" backers and 3/4" custom panels that match the specified door style. Some manufacturers refer to this as a "Framed" application. In this application, the trim around the perimeter of the door which holds the panels in place is visible. There is typically a 2"- 3" reveal on the handle side of the panels to allow for finger clearance. The top, bottom and hinge side reveals vary from 5/16"- 1" depending on the manufacturer.

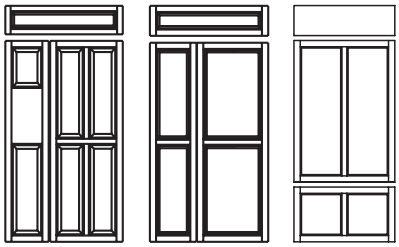

Typical Overlay Configurations



Inset Design



Typical Classic Configurations

Notes:

- Any cut outs required for dispensers must be done in the field.
- Custom routing for finger clearance is not available.
- Panels greater than 24" in width will have two vertical panels. Mitered door styles have two separate panels designed to be mounted side-by-side.
- Panels greater than 48" in height will have two panels separated by a center rail. Mitered door styles will always have one tall panel with no center rail.
- Grill panels and doors less than 8" will have a flat center panel even in raised panel door styles.
- Add percentage (%) upcharge for specialty finishes.

Item Code	*Description*	*List Price TOL&FOL*	*List Price INS*
CUSTRP30CL	30" REF PNL, CLASSIC	$1541	$2003
CUSTRP30CLWTG	30" REF PNL, CLASSIC, W/GRILL PNL	$1731	$2250
CUSTRP30OL	30" REF PNL, OVERLAY	$1541	$2003
CUSTRP30OLWTG	30" REF PNL, OVERLAY, W/GRILL PNL	$1731	$2250
CUSTRP36CL	36" REF PNL, CLASSIC	$1541	$2003
CUSTRP36CLWTG	36" REF PNL, CLASSIC, W/GRILL PNL	$1731	$2250
CUSTRP36OL	36" REF PNL, OVERLAY	$1541	$2003
CUSTRP36OLWTG	36" REF PNL, OVERLAY, W/GRILL PNL	$1731	$2250
CUSTRP42CL	42" REF PNL, CLASSIC	$1839	$2391
CUSTRP42CLWTG	42" REF PNL, CLASSIC, W/GRILL PNL	$2055	$2672
CUSTRP42OL	42" REF PNL, OVERLAY	$1839	$2391
CUSTRP42OLWTG	42" REF PNL, OVERLAY, W/GRILL PNL	$2055	$2672
CUSTRP48CL	48" REF PNL, CLASSIC	$2082	$2707
CUSTRP48CLWTG	48" REF PNL, CLASSIC, W/GRILL PNL	$2325	$3023
CUSTRP48OL	48" REF PNL, OVERLAY	$2082	$2707
CUSTRP48OLWTG	48" REF PNL, OVERLAY, W/GRILL PNL	$2325	$3023
CUSTRP30OLF2S	30" REF PNL, OVERLAY, Finished Both Sides	$1849	$2404
CUSTRP30OLWTGF2S	30" REF PNL, OVERLAY, W/GRILL PNL, Finished Both Sides	$2077	$2700
CUSTRP36OLF2S	36" REF PNL, OVERLAY, Finished Both Sides	$1849	$2404
CUSTRP36OLWTGF2S	36" REF PNL, OVERLAY, W/GRILL PNL, Finished Both Sides	$2077	$2700
CUSTRP42CLWTGF2S	42" REF PNL, OVERLAY, W/GRILL PNL, Finished Both Sides	$2466	$3206
CUSTRP42OLF2S	42" REF PNL, OVERLAY, Finished Both Sides	$2207	$2869
CUSTRP42OLWTGF2S	42" REF PNL, OVERLAY, W/GRILL PNL, Finished Both Sides	$2466	$3206
CUSTRP48OLF2S	48" REF PNL, OVERLAY, Finished Both Sides	$2498	$3248
CUSTRP48OLWTGF2S	48" REF PNL, OVERLAY, W/GRILL PNL, Finished Both Sides	$2790	$3628

Custom Appliance Door Panel Enhancements

Inset will have a door and frame appearance for the following configurations.

Dishwasher configurations

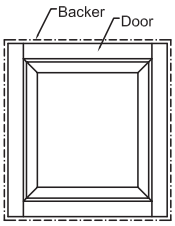

CUSTDWPCL
TOL&FOL $487 INS $633
Classic Design - Door w/Backer

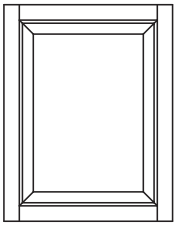

CUSTDWPINTG
TOL&FOL $417 INS $542
Integrated Design - Door Only

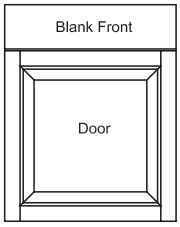

CUSTDWPINTGWBF
TOL&FOL $525 INS $683
Integrated Design - Door w/BF

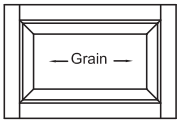

CUSTDDP1PNL
TOL&FOL $310 INS $403
Dish Drawer - Single Drawer

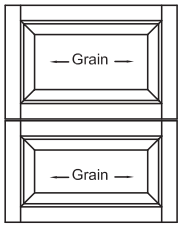

CUSTDDP2PNL
TOL&FOL $525 INS $683
Dish Drawer - Double Drawer

(For use on Bosch™ dishwashers)

Ice Maker Configurations

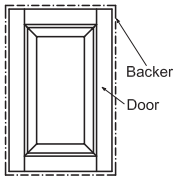

CUSTIMPCL
TOL&FOL $335 INS $436
Classic Design - Door w/Backer

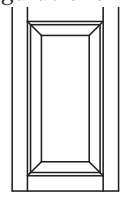

CUSTIMPINTG
TOL&FOL $300 INS $390
Integrated Design - Door Only

Trash Compactor Configurations

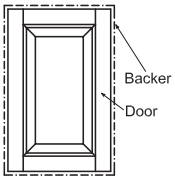

CUSTTCPCL
TOL&FOL $335 INS $436
Classic Design - Door w/Backer

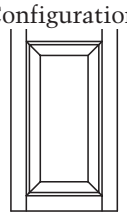

CUSTTCPINTG
TOL&FOL $300 INS $390
Integrated Design - Door Only

Under Counter Refrigerator Configurations

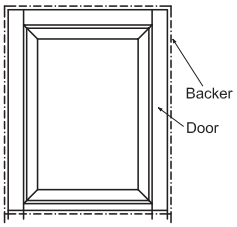

CUSTURPCL
TOL&FOL $676 INS $879
Classic Design - Door w/Backer

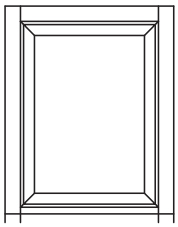

CUSTURPINTG
TOL&FOL $606 INS $788
Integrated Design - Door Only

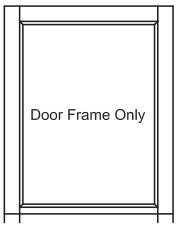

CUSTURPGDF
TOL&FOL $507 INS $659
Integrated Design - Glass Door Frame Only
CUSTURPGDFF2S
TOL&FOL $608 INS $791
Integrated Design - Glass Door Frame Only
Finished Both Sides

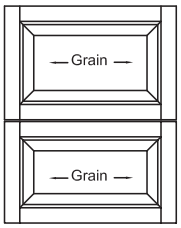

CUSTURPDD
TOL&FOL $525 INS $683
Double Drawer

Warming Drawer Panel

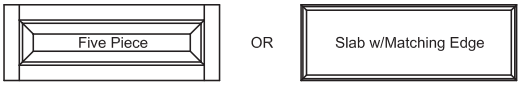

CUSTWDP
TOL&FOL $270 INS $351
Matches Cabinetry Drawer Front Style

APPLIANCE DIMENSION SYSTEM

Standard Wellborn doors are available to mount on appliance doors. A service called "Dimension Express" provides instant trim sizes for appliance dimensions.

DIMENSION EXPRESS

The Instant Appliance Dimension System
• Easy to use • 24 hours a day • Updated daily •

A FREE service to obtain specification sheets instantly using any fax machine. It's EASY, just call (925) 284-3558 from a fax machine. Enter "2" when asked for a code number and you will receive further information, instructions and a listing of all manufacturers online. Manufacturers support the system making it FREE to you.

For questions and comments call Dimension Express at
PHONE (800) 940-2059
FAX (925) 403-0707
EMAIL support@dexpress.com
Also see the website at:
www.dexpress.com



WELLBORN CABINET, INC.,
IS NOT RESPONSIBLE FOR SIZES
SPECIFIED BY DIMENSION EXPRESS

Appliance Manufacturer Contact Information

Manufacturer	Phone Number	Internet Address
Amana	800-843-0304	www.amana.com
Asko	800-898-1879	www.askousa.com
Bosch	800-921-9622	www.boschappliances.com
Fisher Paykel	888-936-7872	www.usa.fisherpaykel.com
Frigidaire	800-374-4432	www.frigidaire.com
GE	800-626-2005	www.geappliances.com
GE Monogram	800-626-2005	www.monogram.com
KitchenAid	800-422-1230	www.kitchenaid.com
Marvel	800-428-6644	www.lifeluxurymarvel.com
Maytag	800-688-9900	www.maytag.com
Miele	800-843-7231	www.meile.com
Scotsman	800-726-8762	www.scotsman-ice.com
Sub-Zero	800-222-7820	www.subzero.com
Summit	718-893-3900	www.summitappliance.com
Jenn-Air	800-688-1100	www.jenn-air.com
Thermador	800-656-9226	www.thermador.com
U-Line	414-354-0300	www.u-line.com
Viking	888-845-4641	www.vikingrange.com
Whirlpool	866-698-2538	www.whirlpool.com
Dimension Express is a Service supported by most manufacturers.		
Dimension Express	925-284-3558	www.dexpress.com

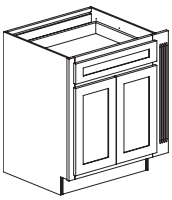

B27 EFSR3

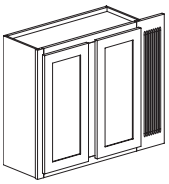

W3930 EFSR6



U248424 EFSR3T

EFS — Extended Fluted Stiles

Many cabinets are available with the Extended Fluted Stiles option. Cabinets can be modified in 3″ or 6″ increments. Face the cabinet when specifying left or right. See the Semi-Custom Chart for availability.

To order, use the following codes with the cabinet item code filling in the blank with the increment needed:

EFSL__ — Extended fluted stile left
EFSR__ — Extended fluted stile right
EFSL__P — Extended fluted stile left peninsula
EFSR__P — Extended fluted stile right peninsula
EFSL__T — Extended fluted stile left tall
EFSR__T — Extended fluted stile right tall
For Example: B27 EFSR3

Note: Must order peninsula extended stiles in conjunction with peninsula cabinet option.

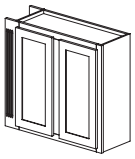

W3930 P EFSL3P

Pricing	***Per Side***
3″ Wall, Base and Vanity	$160 List
6″ Wall, Base and Vanity	$180 List
3″ Tall	$225 List
6″ Tall	$262 List
3″ Peninsula	$300 List
6″ Peninsula	$375 List

Note: On the Semi-Custom Chart, the ES option refers to the availablity of either the ES or EFS options.

Identical Program

ES	=	ES
		EFS

WIDTH		HEIGHT		DEPTH	
Min.	Max.	Min.	Max.	Min.	Max.

Semi-Custom	APC	BO	CC	ES	FCE	FDBS	FH	FI	FIMD	FO	ID	IF	IME	MFE	MD	MH	MW	P	PCE	RD	RTK	TKA	VTK	WBR	WCM	WS	WTR
FOL/TOL				●																							
INS				●																							

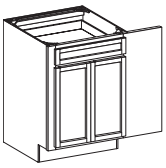

B27 ESR5¼

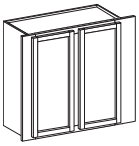

W3930 ESL1 1/2 ESR3

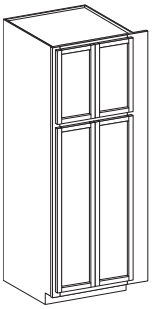

U248424 ESR3T

EXPANDED! NOW IN ¼" INCREMENTS!

ES — Extended Stiles

Many cabinets are available with the Extended Stiles option. Cabinets can be modified in ¼″ increments up to 6″. Face the cabinet when specifying left or right. See the Semi-Custom Chart for availability.

To order, use the following codes with the cabinet item code filling in the blank with the increment needed:

ESL__ — Extended stile left
ESR__ — Extended stile right
ESL__P — Extended stile left peninsula
ESR__P — Extended stile right peninsula
ESL__T — Extended stile left tall
ESR__T — Extended stile right tall
For Example: W3930 ESL1½ ESR3

Note: Must order peninsula extended stiles in conjunction with peninsula cabinet option.



W3930 P ESL2P

Pricing	***Per Side***
¼″ - 3″ Wall, Base and Vanity	$130 List
3 ¼″ - 6″ Wall, Base and Vanity	$150 List
¼″ - 3″ Tall	$180 List
3 ¼″ - 6″ Tall	$220 List
¼″ - 3″ Peninsula	$270 List
3 ¼″ - 6″ Peninsula	$345 List

WIDTH		HEIGHT		DEPTH	
Min.	Max.	Min.	Max.	Min.	Max.

Semi-Custom	APC	BO	CC	ES	FCE	FDBS	FH	FI	FIMD	FO	ID	IF	IME	MFE	MD	MH	MW	P	PCE	RD	RTK	TKA	VTK	WBR	WCM	WS	WTR
FOL/TOL				●																							
INS				●																							

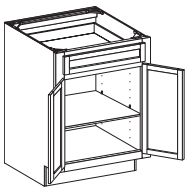

B24 FDBS

FDBS — Full Depth Base Shelf

Most base cabinets can be ordered with a Full Depth Base Shelf option. See the Semi-Custom Chart for option availability.

To order, use the following code with cabinet item code:
FDBS — Full Depth Base Shelf
For Example: B24 FDBS

Pricing
Add $56 List

	WIDTH		HEIGHT		DEPTH	
	Min.	Max.	Min.	Max.	Min.	Max.

Semi-Custom	APC	BO	CC	ES	FCE	FDBS	FH	FI	FIMD	FO	ID	IF	IME	MFE	MD	MH	MW	P	PCE	RD	RTK	TKA	VTK	WBR	WCM	WS	WTR
FOL/TOL						●																					
INS						●																					

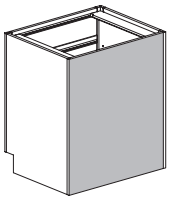

B24 FFB

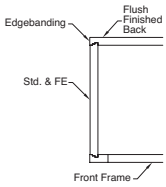

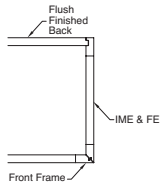

FFB — Flush Finished Back

This modification integrates a ¾″ thick panel into back of cabinet for a flush finished back treatment. The grain of the back panel will run vertically. This option requires Flush Cabinet End option to be applied to both end panels (FCEB). It does not change the depth of the cabinet.

To order, use the following codes with the cabinet item code:

Codes	Description	List Price
FFB	— Flush Finished Back Wall/Base/Office/Vanity cabinets	$240
FFBT	— Flush Finished Back Tall cabinets	$540

For Example: B24 FFB

For Diagonal Corner, Diagonal Corner Sink Base and Corner Sink Base Cabinets, you will need to specify Right, Left or Both. Always remember to face the front of the cabinet when specifying left and right.

To order, use the following codes with the item code:

Codes	Description	List Price
FFBR	— Flush Finished Back Right	$240
FFBL	— Flush Finished Back Left	$240
FFBB	— Flush Finished Back Both	$480

For Example: DC2430 FFBR

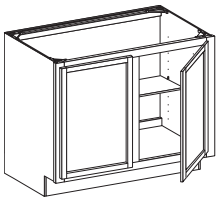

B39 FH

FH — Full Height Doors

Many base cabinets are available with Full Height Doors. See the Semi-Custom Chart for option availability.

To order, use the following code with cabinet item code:
FH — Full Height door
For Example: B39 FH

Pricing
90% of List Price

	WIDTH		HEIGHT		DEPTH	
	Min.	Max.	Min.	Max.	Min.	Max.

Semi-Custom	APC	BO	CC	ES	FCE	FDBS	FH	FI	FIMD	FO	ID	IF	IME	MFE	MD	MH	MW	P	PCE	RD	RTK	TKA	VTK	WBR	WCM	WS	WTR
FOL/TOL							●																				
INS							●																				

FE — Functional End

Functional End option is available for use on many wall, base, desk and vanity cabinets. See each section for information regarding vailability of Modify Depth option and sizing information. **INSET:** Not available

When adding a Functional End, please note the following:

- 24″ Deep cabinets are available with one door or two doors on the functional end.
- Single door Functional End will be hinged at the back of cabinet. Allow proper clearance for door to open.
- Must specify left, right or both sides of the cabinet.
- When FH, FIFD, FIMD or IF option is selected, the option will apply to front and functional end side of cabinet.

Note: When choosing Functional End option, the following options are excluded: BO, CC, ES, FO, P, RTK, TKU, VT, MTLDINSG, MTLDINRG, MTLDFGINSG, MTLDFGINRG, SSDSCIN, SSWIN, SDWIN and TOTIN.

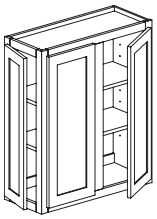

W3936 FEWL

Wall cabinets:

- Full-height door cabinets receive one full-height functional door by specifying FEWL or FEWR. When MD24 is specified, then the cabinet will have the option of one or two doors on the Functional End. In order to specify two doors on the Functional End use FEWL2 and FEWR2 codes.
- 9″ Depth cabinets with Functional End will have a square door for TOL arch and all cathedral door styles.

To order, use the following codes with cabinet item code:
FE — Functional End

For Example:	**1 Door per side**	**1 Door per side**	**2 Doors per side**
	W3936 FEWL (1 Door)	W3936 MD24 FEWL (1 Door)	W3936 MD24 FEWL2 (2 Doors)
	W3936 FEWR (1 Door)	W3936 MD24 FEWR (1 Door)	W3936 MD24 FEWR2 (2 Doors)
	W3936 FEWB2 (2 Doors)	W3936 MD24 FEWB2 (2 Doors)	W3936 MD24 FEWB4 (4 Doors)

FE Available on the following cabinets:
W960 - W4812, PW1548 - PW3660

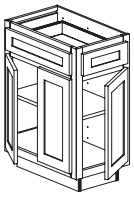

B15 FEL2

Base, Desk and Vanity cabinets:

- Full-height door cabinets receive one full-height functional door by specifying FEL or FER. Two doors can be specified for 24″ depth cabinets by using FEL2 and FER2 codes. Drawer/door combination cabinets receive a drawer front/functional door combination to match. Drawer front on the FE side is not functional.
- All base cabinets have square doors.
- Vanity bases with arch doors selected will come standard with arch doors on the functional end.
- Cabinets with this option will come standard with full depth shelving.
- Recessed Toe Kick will come standard on both front and functional end.
- When Inverted Frame option is selected, both face frames will be inverted.

To order, use the following codes with cabinet item code:
FE — Functional End

For Example:	**1 Door per side**	**1 Door per side**	**2 Doors per side**
	B24 FEL (1 Door)	B24 MD21 FEL (1 Door)	B24 FEL2 (2 Doors)
	B24 FER (1 Door)	B24 MD21 FER (1 Door)	B24 FER2 (2 Doors)
	B24 FEB2 (2 Doors)	B24 MD21 FEB2 (2 Doors)	B24 FEB4 (4 Doors)

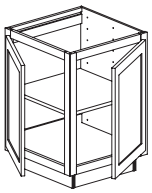

VS21 FEL

FE Available on the following cabinets:
B12 - B48, SB24 - SB60, VS1816 - VS42B18, VSB36 - VSB60, VB12 - VB2418, VS21BH - VS42B18BH, VSB36BH - VSB60BH, VB12BH - VB2418BH and DVB15 - DVB36

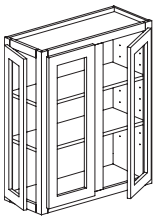

W3936 FEWL DDFIN CG

Decorative Door Frame Functional End Option

- Available on Wall, Base, Desk and Vanity cabinets
- When any Decorative Door Frame option is selected for the front face of the cabinet, the functional end door will automatically match the front. Refer to Decorative Door Frame options for details.

To order, use the following codes with cabinet item code:
FE — Functional End
For Example: W3936 2DDFIN CG FEWL

Mullion Door Functional End Option

- Available on Wall cabinets
- When any Mullion Door option is selected for the front face of the cabinet, the functional end door will automatically match the front unless, for overlay door styles, the cabinet is less than 15″ high or 12″ wide. **For wide stile door styles, mullion doors are not available for doors less then 13¼" wide.** If a mullion door is not available for the specified cabinet a finished door will be substituted. Refer to Mullion Door options for details.

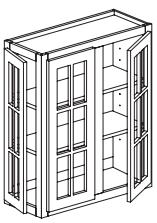

W3936 FEWL MDIN TR NG

To order, use the following codes with cabinet item code:
FE — Functional End
For Example: W3936 2MDIN TR NG FEWL

FE — Functional End (continued)

Pricing for Standard Functional End

For Wall FE (one door)	$276 List per side
For Wall MD 24″ (two doors)	$435 List per side
For Base, Desk and Vanity FE (one and two doors)	$435 List per side

Pricing for Decorative Door Frame Functional End

Wall One Door (9″-24″ Depth)

• DDFIN NG	$276 List per side	
• DDFIN CG	$376 List per side	($276 + $100)
• DDFIN RG	$426 List per side	($276 + $150)
DDFIN SG	$426 List per side	($276 + $150)
DDFIN CSG	$426 List per side	($276 + $150)
DDFIN SSG	$426 List per side	($276 + $150)
DDFIN CAG	$426 List per side	($276 + $150)
DDFIN CWG	$426 List per side	($276 + $150)
DDFIN CBG	$426 List per side	($276 + $150)

Wall Two Door (24″ & Greater Depths)

• DDFIN NG	$435 List per side	
• DDFIN CG	$535 List per side	($435 + $100)
• DDFIN RG	$585 List per side	($435 + $150)
DDFIN SG	$585 List per side	($435 + $150)
DDFIN CSG	$585 List per side	($435 + $150)
DDFIN SSG	$585 List per side	($435 + $150)
DDFIN CAG	$585 List per side	($435 + $150)
DDFIN CWG	$585 List per side	($435 + $150)
DDFIN CBG	$585 List per side	($435 + $150)

For Base, Desk and Vanity FE

• DDFIN NG	$435 List per side	
• DDFIN CG	$535 List per side	($435 + $100)
• DDFIN RG	$585 List per side	($435 + $150)
DDFIN SG	$585 List per side	($435 + $150)
DDFIN CSG	$585 List per side	($435 + $150)
DDFIN SSG	$585 List per side	($435 + $150)
DDFIN CAG	$585 List per side	($435 + $150)
DDFIN CWG	$585 List per side	($435 + $150)
DDFIN CBG	$585 List per side	($435 + $150)

Pricing for Mullion Door Functional End

Wall One Door (9″-24″ Depth)

• MDIN NG	$300 List per side	
• MDIN CG	$400 List per side	($300 + $100)
• MDIN RG	$450 List per side	($300 + $150)
MDIN SG	$450 List per side	($300 + $150)
MDIN CSG	$450 List per side	($300 + $150)
MDIN SSG	$450 List per side	($300 + $150)
MDIN CAG	$450 List per side	($300 + $150)
MDIN CWG	$450 List per side	($300 + $150)
MDIN CBG	$450 List per side	($300 + $150)

Wall Two Door (24″ & Greater Depths)

• MDIN NG	$460 List per side	
• MDIN CG	$560 List per side	($460 + $100)
• MDIN RG	$610 List per side	($460 + $150)
MDIN SG	$610 List per side	($460 + $150)
MDIN CSG	$610 List per side	($460 + $150)
MDIN SSG	$610 List per side	($460 + $150)
MDIN CAG	$610 List per side	($460 + $150)
MDIN CWG	$610 List per side	($460 + $150)
MDIN CBG	$610 List per side	($460 + $150)

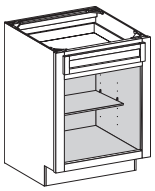

B24 FI

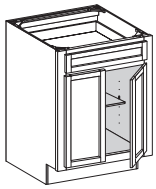

B24 FIFD

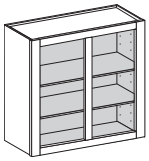

W3930 FI

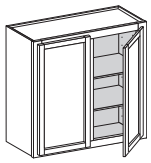

W3930 FIFD

FI — Finished Interior
FIFD — Finished Interior Finished Door

Available on most wall, base, vanity/office and tall cabinets. When this option is chosen, end panels are finished on the exterior and interior. For Thermofoil door styles, shelves are ¾" painted plywood. Not available with Box Only option. See Semi-Custom Chart for availability.

FI option does not include doors. To order replacements, use the Easy Parts Search Program on WAY.
FIFD option does include doors.

To order, use the following codes with cabinet item code:
FI — Finished Interior
For Example: B24 FI

FIFD — Finished Interior Finished Door
For Example: B24 FIFD

FI Pricing
Add 20% to Premier List Price
Add 5% to Premier APC List Price

FIFD Pricing
Add 50% to Premier List Price
Add 30% to Premier APC List Price

Note: On the Semi-Custom Chart, the FI option refers to the availability of either the FI or FIFD options.

Identical Program

FI	=	*FI*
		FIFD

	WIDTH		HEIGHT		DEPTH	
	Min.	Max.	Min.	Max.	Min.	Max.

Semi-Custom	APC	BO	CC	ES	FCE	FDBS	FH	FI	FIMD	FO	ID	IF	IME	MFE	MD	MH	MW	P	PCE	RD	RTK	TKA	VTK	WBR	WCM	WS	WTR
FOL/TOL								●																			
INS								●																			

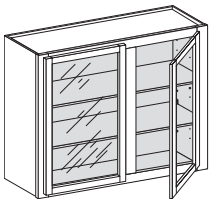

W3930 FIDDF CG

FIDDF — Finished Interior Decorative Door Frames
FIDDFTOP — Finished Interior Decorative Door Frames Top
FIDDFBTM — Finished Interior Decorative Door Frames Bottom

Most wall, base, vanity, office and tall cabinets can be ordered with Finished Interior Decorative Door Frames on the cabinet. When this option is chosen, end panels are finished on the exterior and interior. All cope and tenon tall doors greater than 48" high will have a center rail and two panel openings. When ordering FIDDF, FIDDFTOP, FIDDFBTM the entire cabinet interior will be finished.

When ordering FIDDF, ALL standard doors will be replace with decorative door frames.
When ordering FIDDFTOP, TOP standard doors will be replaced with decorative door frames.
When ordering FIDDFBTM, BOTTOM standard doors will be replaced with decorative door frames.

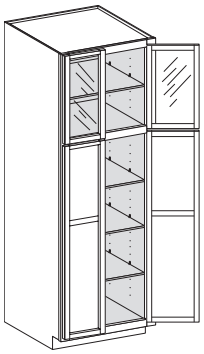

U308424 FI2DDFTOP CG

To order, use the following codes with cabinet item code:
FIDDF —Finished Interior Decorative Door Frame
For Example: W3930 FIDDF CG

FIDDFTOP — Finished Interior Decorative Door Frame Top section
For Example: U308424 FI2DDFTOP CG

FIDDFBTM —Decorative Door Frame Installed Bottom section
For Example: U308424 FI2DDFBTM CG

Then choose your Glass Type:

NG	No Glass
CG	Clear Glass
RG	Reeded Glass
SG	Satin Glass
CSG	Clear Seedy Glass
SSG	Super Seedy Glass
CAG	Clear Antique Glass
CWG	Clear Water Glass
CBG	Clear Baroque Glass

For Example: WSC3048 FIDDFBTM SG

FIDDF, FIDDFTOP, FIDDFBTM No Glass Pricing
Add 30% to Premier List Price
Add 15% to Premier APC List Price

FIDDF, FIDDFTOP, FIDDFBTM Glass Pricing
Add 55% to Premier List Price
Add 40% to Premier APC List Price

Note: To order replacement doors, use the Easy Parts Search Program on WAY.
See page Premier–1–64 for Glass Type options.

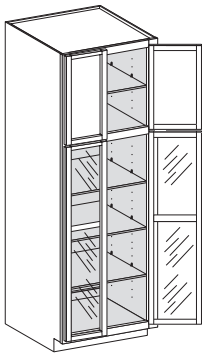

U308424 FI2DDFBTM CG

Note: Milan is a solid wood cope and tenon door frame with shaped edges. Not available with Box Only option. Not available for entertainment cabinets, open cabinets that do not come standard with doors, any cabinets with a kit installed or the Barcelona door style. **Glass options are non-tempered and therefore not recommended for base applications or near interior and exterior doors. Glass patterns run vertically with the height of the door.**

Note: On the Semi-Custom Chart, the FI option refers to the availability of either the FI or FIDDF options.

FI	=	*FIDDF*
		FIDDFTOP
		FIDDFBTM

	WIDTH		HEIGHT		DEPTH	
	Min.	Max.	Min.	Max.	Min.	Max.

Semi-Custom	APC	BO	CC	ES	FCE	FDBS	FH	FI	FIMD	FO	ID	IF	IME	MFE	MD	MH	MW	P	PCE	RD	RTK	TKA	VTK	WBR	WCM	WS	WTR
FOL/TOL								●																			
INS								●																			

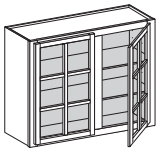

W3930 FIMD TR NG
(glass not included)

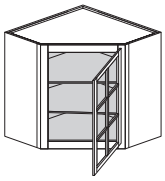

DC2730 FIMD TR CG
(clear glass included)

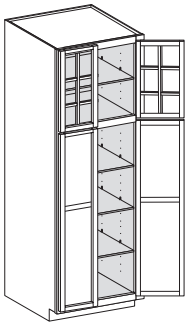

U308424 FIMDTOP TR CSG
(clear seedy glass included)

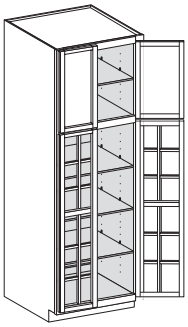

U308424 FIMDBTM TR CG
(clear glass included)

FIMD — Finished Interior Mullion Door
FIMDTOP — Finished Interior Mullion Door Top
FIMDBTM — Finished Interior Mullion Door Bottom

Available on many wall and tall cabinets. When this option is chosen, end panels are finished on the exterior and interior. For Thermofoil door styles, shelves are painted plywood. When ordering FIMD, the whole cabinet interior will be finished, not just the sections that have mullion doors. A pack of assorted shelf clips is included to align shelves with mullions. Reference the following chart for door style availability.

When ordering FIMD, ALL standard doors will be replaced with mullion doors.
When ordering FIMDFTOP, TOP standard doors will be replaced with mullion doors.
When ordering FIMDBTM, BOTTOM standard doors will be replaced with mullion doors.

To order, use the following codes with cabinet item code:
FIMD—Finished Interior Mullion Door
For Example: W3930 FIMD TR NG

To order, use the following codes with cabinet item code:
FIMDTOP—Finished Interior Mullion Door Top
For Example: U308424 FIMDTOP TR CSG

To order, use the following codes with cabinet item code:
FIMDBTM—Finished Interior Mullion Door Bottom
For Example: U308424 FIMDBTM TR CG

These bullets apply to all Mullion Door Options:
- Not available on Box Only Options.
- Mullions in character maple and character cherry door styles will not have character features.
- Sandia will have the step profile on the top and bottom rails for Horizon Mullion Style.
- Half Arch and Symphony are only available in Essex, Henlow, Rose Hall, Seville and Madison door styles on the following cabinets: W1530, W3030, W1533, W3033, W1536, W3036, W1539, W3039, W1542, W3042, W1830, W3630, W1833, W3633, W1836, W3636, W1839, W3639, W1842 and W3642.
- For Wellington and Winslow door styles, the inside edge of the mullion door will match Messina.
- Harmony will have a decorative door frame with a mullion insert.
- Glass options are non-tempered and therefore not recommended for use near interior and exterior doors. Glass patterns run vertically with the height of the door.
- Not available on the following cabinets: 9″ Wide cabinets, entertainment cabinets, curved cabinets or any open cabinets that do not come standard with doors.

INSET: Available with Traditional Mullion Style only and for wall cabinets 15″ high or higher and 15″ wide or wider. Not available on 24″ wide double door cabinets. DDF options are available.

Note: To order replacement doors, use the Easy Parts Search Program on WAY.

See Premier–1–64 for Mullion Styles and Glass Type options.

FIMD, FIMDTOP, FIMDBTM No Glass Pricing
Add 110% to Premier List Price
Add 75% to Premier APC List Price

FIMD, FIMDTOP, FIMDBTM Glass Pricing
Add 134% to Premier List Price
Add 95% to Premier APC List Price

	WIDTH		HEIGHT		DEPTH	
	Min.	Max.	Min.	Max.	Min.	Max.

Semi-Custom	APC	BO	CC	ES	FCE	FDBS	FH	FI	FIMD	FO	ID	IF	IME	MFE	MD	MH	MW	P	PCE	RD	RTK	TKA	VTK	WBR	WCM	WS	WTR
FOL/TOL									●																		
INS									●																		

FIMD — Finished Interior Mullion Door (continued)
FIMDTOP — Finished Interior Mullion Door Top
FIMDBTM — Finished Interior Mullion Door Bottom

Then choose your Mullion Style:

CF	Craftsman	CL	Chalet
PT	Portico	CT	Cottage
TR	Traditional	VL	Villa
SK	Shaker	HA	Half Arch
HZ	Horizon	SY	Symphony
MS	Mission		

Mullion Styles:

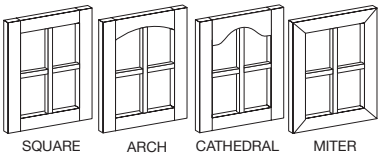

Traditional
15" - 27" High Cabinets

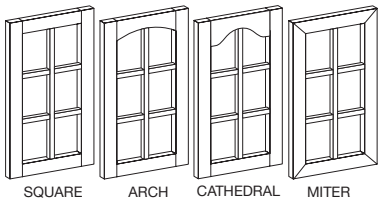

Traditional
30" - 36" High Cabinets

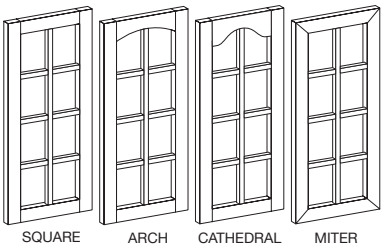

Traditional
39"- 48" High Cabinets

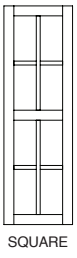

Traditional
54"- 60" High Cabinets

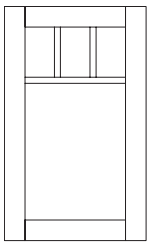

Craftsman
27" - 48" High Cabinets

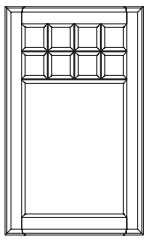

Portico
27" - 48" High Cabinets

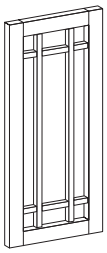

Shaker
24" - 48" High Cabinets

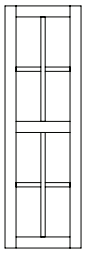

Shaker
54" - 60" High Cabinets

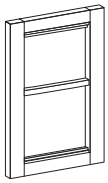

Horizon
15" - 27" High Cabinets

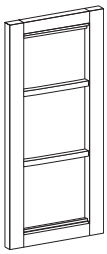

Horizon
30" - 36" High Cabinets

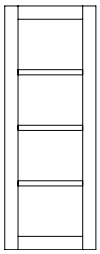

Horizon
39" - 48" High Cabinets

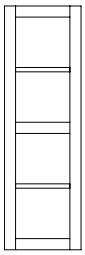

Horizon
54" - 60" High Cabinets

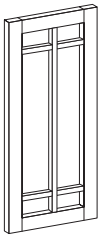

Mission
15" - 48" High Cabinets

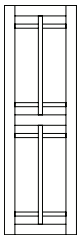

Mission
54" - 60" High Cabinets

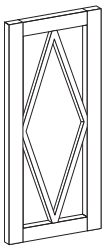

Chalet
15" - 48" High Cabinets

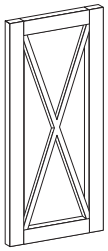

Cottage
15" - 48" High Cabinets

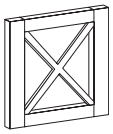

Villa
15" - 21" High Cabinets



Villa
24" - 27" High Cabinets

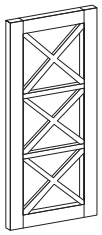

Villa
30" - 36" High Cabinets

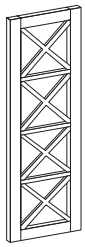

Villa
39" - 48" High Cabinets



Half Arch
30" - 42" High Cabinets



Symphony
30" - 42" High Cabinets

Then choose your Glass Type:

NG	No Glass	SSG	Super Seedy Glass
CG	Clear Glass	CAG	Clear Antique Glass
RG	Reeded Glass	CWG	Clear Water Glass
SG	Satin Glass	CBG	Clear Baroque Glass
CSG	Clear Seedy Glass		

Glass Types:



SSG



CBG



SG



CAG



CG



CSG



CWG



RG

PREMIER SERIES OVERLAY											
MULLION STYLES											
Min. Door Width	**14⅝″**	**14⅝″**	**13¼″**	*****	**11⅝″**	**11⅝″**	**13¼″**	**11⅝″**	*****	**9½″**	**14⅝″**
Min. Cabinet Width	**15**	**15**	**15**	*****	**12**	**12**	**15**	**12**	*****	**12**	**12**
Door Styles	**Chalet**	**Cottage**	**Craftsman**	**Half Arch**	**Horizon**	**Mission**	**Portico**	**Shaker**	**Symphony**	**Traditional**	**Villa**
Antiqua											
Bali											
Barcelona											
Belmont	✓	✓	✓				✓			✓	✓
Bishop	✓	✓	✓				✓			✓	✓
Bridgeport	✓	✓	✓				✓			✓	✓
Brighton Arch										✓	
Brighton Square										✓	
Bristol			✓		✓	✓	✓	✓		✓	
Charleston	✓	✓	✓				✓			✓	✓
Chelsea	✓	✓	✓				✓			✓	✓
Cortland			✓		✓	✓	✓	✓		✓	
Davenport Arch										✓	
Davenport Square	✓	✓	✓				✓			✓	✓
Essex	✓	✓	✓	✓			✓		✓	✓	✓
Geneva											
Hanover			✓		✓	✓	✓	✓		✓	
Harbour			✓		✓	✓	✓	✓		✓	
Harmony										✓	
Hartford	✓	✓	✓			✓				✓	✓
Hawthorne			✓			✓				✓	
Henlow Arch										✓	
Henlow Square	✓	✓	✓	✓		✓			✓	✓	✓
Madison Arch										✓	
Madison Cathedral										✓	
Madison Square	✓	✓	✓	✓			✓		✓	✓	✓
Melrose	✓	✓	✓				✓			✓	✓
Messina	✓	✓	✓				✓			✓	✓
Milan											
Modesto											
Monterey			✓				✓			✓	
Napa										✓	
New Haven			✓		✓	✓	✓	✓		✓	
Prairie								✓		✓	
Richmond	✓	✓	✓				✓			✓	✓
Rose Hall Arch										✓	
Rose Hall Cathedral										✓	
Rose Hall Square	✓	✓	✓	✓			✓		✓	✓	✓
Sandia			✓		✓		✓	✓		✓	
Savannah	✓	✓	✓				✓			✓	✓
Seville Arch										✓	
Seville Square	✓	✓	✓	✓			✓		✓	✓	✓
Sonoma			✓				✓			✓	
Sydney	✓	✓	✓				✓			✓	✓
Trestle	✓	✓	✓				✓			✓	✓
Venice											
Vienna	✓	✓	✓				✓			✓	✓
Wellington	✓	✓	✓				✓			✓	✓
Winslow	✓	✓	✓				✓			✓	✓

* See Spec Book for Half Arch & Symphony availability.

PREMIER SERIES INSET											
MULLION STYLES											
Min. Door Width	**N/A**	**N/A**	**N/A**	**N/A**	**N/A**	**N/A**	**N/A**	**N/A**	**N/A**	**14 5/16"**	**N/A**
Min. Cabinet Width	**N/A**	**N/A**	**N/A**	**N/A**	**N/A**	**N/A**	**N/A**	**N/A**	**N/A**	**18**	**12**
Door Styles	**Chalet**	**Cottage**	**Craftsman**	**Half Arch**	**Horizon**	**Mission**	**Portico**	**Shaker**	**Symphony**	**Traditional**	**Villa**
Davenport Square										✓	
Hanover										✓	
Henlow Square										✓	

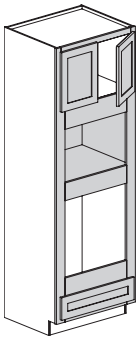

MO309024 FIM

FIM — Finished Interior Microwave Option

Many oven cabinets with microwave areas are available with the FIM option to finish the interior of the microwave area if not using a trim kit. Applicable for Tall Microwave Cabinets notated within the Tall section of the Specification Catalog.

FIM Pricing:
Add 20% to Premier List Price
Add 5% to Premier List Price if APC is specified

Examples:

TMC309624 PRE MDS MPL MED	
List Price:	$3,893.00
APC (+15%)	583.95
FIM w/APC (+5%)	194.65
	$4,671.60

TMC309624 PRE MDS MPL MED	
List Price:	$3,893.00
FIM (no APC) (+20%)	778.60
	$4,671.60

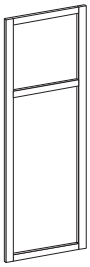

U248424 FFO

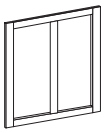

W3030 FFO

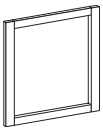

VS24 FFO

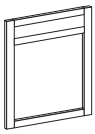

B24 FFO

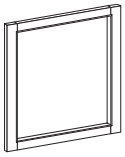

INS Design

FFO — Face Frame Only

Many cabinets can be ordered as Face Frame Only. See the Semi-Custom Chart for option availability.

To order, use the following code with cabinet item code:
FFO — Face Frame Only
For Example: B24 FFO

Pricing
25% of List Price

Note: On the Semi-Custom Chart, the FO option refers to the availability of either the FO or FFO options.

Identical Program

FO	=	*FO*
		FFO

	WIDTH		HEIGHT		DEPTH	
	Min.	Max.	Min.	Max.	Min.	Max.

Semi-Custom	APC	BO	CC	ES	FCE	FDBS	FH	FI	FIMD	FO	ID	IF	IME	MFE	MD	MH	MW	P	PCE	RD	RTK	TKA	VTK	WBR	WCM	WS	WTR
FOL/TOL										●																	
INS										●																	



U248424 FO



B24 FO



W3930 FO

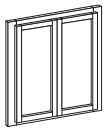

VS24 FO

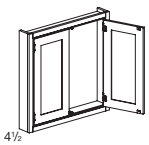

INS Design

FO — Front Only

Many cabinets with face frames can be ordered as Front Only. See the Semi-Custom Chart for option availability.

To order, use the following code with cabinet item code:
FO — Front Only
For Example: B24 FO

Pricing
65% of List Price

	WIDTH		HEIGHT		DEPTH	
	Min.	Max.	Min.	Max.	Min.	Max.

Semi-Custom	APC	BO	CC	ES	FCE	FDBS	FH	FI	FIMD	FO	ID	IF	IME	MFE	MD	MH	MW	P	PCE	RD	RTK	TKA	VTK	WBR	WCM	WS	WTR
FOL/TOL										●																	
INS										●																	

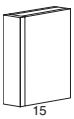

PP18W ID15

ID — Increased Depth

Many wall, base, tall and vanity/office accessories can be increased in depth up to 24″, mantle shelves to 27″, refrigerator end panels to 30″ and tall and base end panels to 32″. When ID is chosen, the item's depth is increased to the specified dimension. See the Semi-Custom Chart for option availability.

To order, use the following codes with item code:

ID5 — Increase wall depth to 5″
ID6 — Increase wall depth to 6″
ID7 — Increase wall depth to 7″
ID8 — Increase wall depth to 8″
ID9 — Increase wall depth to 9″
ID10 — Increase wall depth to 10″
ID11 — Increase wall depth to 11″
ID12 — Increase wall depth to 12″
ID13 — Increase wall depth to 13″
ID14 — Increase wall depth to 14″
ID15 — Increase wall depth to 15″
ID16 — Increase wall depth to 16″
ID17 — Increase wall depth to 17″
ID18 — Increase wall depth to 18″
ID19 — Increase wall depth to 19″
ID20 — Increase wall depth to 20″
ID21 — Increase wall and vanity/office depth to 21″
ID22 — Increase wall depth to 22″
ID23 — Increase wall depth to 23″
ID24 — Increase wall and vanity/office depth to 24″
ID25 — Increase base and tall depth to 25″
ID26 — Increase base and tall depth to 26″
ID27 — Increase base and tall depth and mantle shelf depth to 27″
ID30 — Increase refrigerator end panel depth to 30″
ID32 — Increase tall end panel depth to 32″
For Example: MWEP ID14

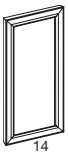

MWEP ID14

Matching Wall End Panel

1. The maximum increase for Matching Wall End Panel is 24″
2. Matching Wall End Panels can be increased to the inch only (½″, ¾″, etc. are not available)
3. Over ID21 will have a double end panel except for mitered door styles.
4. For inset, use Integrated Matching End option.

To order, use the following codes with item code:

ID13 — Increase wall end panel to 13″
ID14 — Increase wall end panel to 14″
ID15 — Increase wall end panel to 15″
ID16 — Increase wall end panel to 16″
ID17 — Increase wall end panel to 17″
ID18 — Increase wall end panel to 18″
ID19 — Increase wall end panel to 19″
ID20 — Increase wall end panel to 20″
ID21 — Increase wall end panel to 21″
ID22 — Increase wall end panel to 22″
ID23 — Increase wall end panel to 23″
ID24 — Increase wall end panel to 24″

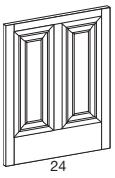

MDEP ID24
MVEP ID24

Matching Vanity End Panel & Matching Desk End Panel

1. The maximum increase for Matching Vanity and Matching Desk End Panels is 24″
2. Matching Vanity and Matching Desk End Panels can be increased in 3″ increments only.
3. End panels will be double panel except on mitered door styles.
4. For inset, use Integrated Matching End option.

To order, use the following codes with item code:

ID21 — Increase vanity end panel to 21″
ID24 — Increase vanity end panel and desk end panel to 24″

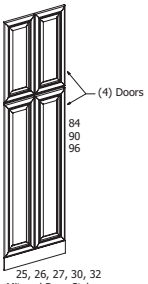

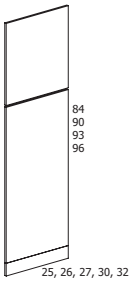

Matching Tall End Panel & Matching Base End Panel

1. The maximum increase for Matching Tall and Matching Base End Panels is 32″
2. End panels will be double panel except slab door styles.
3. For inset, use Integrated Matching End option.

To order, use the following codes with item code:

ID25 — Increase tall end panel and base end panel to 25″
ID26 — Increase tall end panel and base end panel to 26″
ID27 — Increase tall end panel and base end panel to 27″
ID30 — Increase tall end panel and base end panel to 30″
ID32 — Increase tall end panel and base end panel to 32″



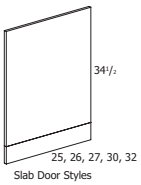

Pricing

Add 23% to List Price

WIDTH		HEIGHT		DEPTH	
Min.	Max.	Min.	Max.	Min.	Max.

Semi-Custom	APC	BO	CC	ES	FCE	FDBS	FH	FI	FIMD	FO	ID	IF	IME	MFE	MD	MH	MW	P	PCE	RD	RTK	TKA	VTK	WBR	WCM	WS	WTR
FOL/TOL											●																
INS											●																

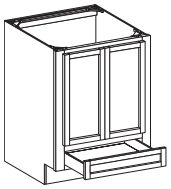

B24 IF

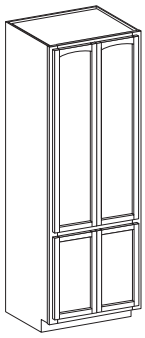

U248424 IF

IF — Inverted Frame

Many base, tall and vanity/office cabinets can be ordered with an Inverted Frame. Cabinet will have a subfloor located above the drawer. Not available with Wide Top Rail option. See the Semi-Custom Chart for option availability.

To order, add the following code with cabinet item code:
IF — Inverted Frame
For Example: B24 IF

Note: When ordering IF option for utility cabinets, the larger doors (which will now be on top) for arch and cathedral door styles will become arch and cathedral. The smaller doors will be square.

Pricing
Add 30% to List Price

	WIDTH		HEIGHT		DEPTH	
	Min.	Max.	Min.	Max.	Min.	Max.

Semi-Custom	APC	BO	CC	ES	FCE	FDBS	FH	FI	FIMD	FO	ID	IF	IME	MFE	MD	MH	MW	P	PCE	RD	RTK	TKA	VTK	WBR	WCM	WS	WTR
FOL/TOL												●															
INS												●															

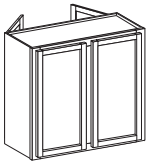

W3942 P

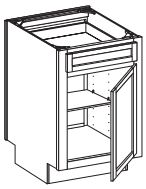

B21 R P

Peninsula Side

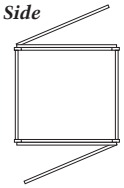

Kitchen Side

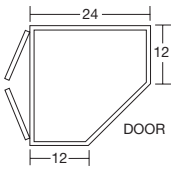

Peninsula Left Shown

P — Peninsula

Many wall and base cabinets are available as a peninsula cabinet. See the Semi-Custom Chart for option availability.

To order, use the following code with cabinet item code:
P — Peninsula
For Example: W3942 P
B21 R P

Note: For single door peninsula cabinets, kitchen side and peninsula side will be hinged the same. For Example: If you specify right hinge, the kitchen side will be right hinged and the peninsula side will be right hinged.
Note: When ordering Finished Matching Ends for Diagonal Corner Cabinets, choose both left and right so cabinet remains reversible.

For Diagonal Corner, Diagonal Corner Sink Base and Corner Sink Base Cabinets with Peninsula Option, you will need to specify Peninsula Right (PR) and Peninsula Left (PL). Always remember to face the cabinet when specifying left and right.

Pricing
Add 60% to List Price

	WIDTH		HEIGHT		DEPTH	
	Min.	Max.	Min.	Max.	Min.	Max.

Semi-Custom	APC	BO	CC	ES	FCE	FDBS	FH	FI	FIMD	FO	ID	IF	IME	MFE	MD	MH	MW	P	PCE	RD	RTK	TKA	VTK	WBR	WCM	WS	WTR
FOL/TOL																		●									
INS																		●									

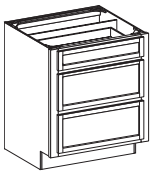

DRB33 RDDWR15

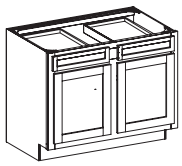

B30 RDDWR18

RDDWR — Reduced Depth Drawer

This option is available on most 24″ deep base cabinets with a drawer(s). It shortens the depth of the drawers to the chosen dimension by adding a sub-back while not changing the overall cabinet depth. This option applies to all drawers in the cabinet.

To order, use the following codes with cabinet item code:
RDDWR18 — Reduce drawer depth to 18″
RDDWR15 — Reduce drawer depth to 15″
RDDWR12 — Reduce drawer depth to 12″
RDDWR9 — Reduce drawer depth to 9″
For Example: DRB33 RDDWR15
B30 RDDWR18

Pricing
Add 25% to List Price

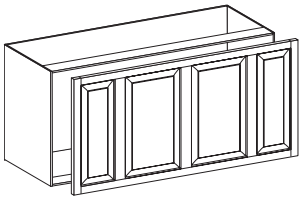

SOF481824 RF

RF — Removable Front Option

The Removable Front option is only available for Soffit Cabinets. This option creates a removable front by adding clips to keep the front in place. This allows the front to be removed for inspection.

To order, use the following code with cabinet item code:
RF — Removable Front
For Example: SOF481824 RF

Pricing
No Charge

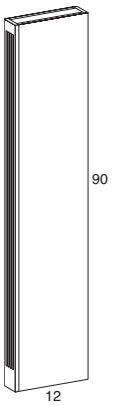

FP90T RD12

RD — Reduced Depth

When RD is chosen, the item's depth is reduced to the specified dimension. Reduced Depth is noted in the Semi-Custom Chart for option availability.

To order, use the following codes with item code:
RD24 — Reduce tall depth to 24″
RD23 — Reduce wall depth to 23″
RD22 — Reduce wall depth to 22″
RD21 — Reduce wall, base, vanity/office and tall accessories depth to 21″
RD20 — Reduce wall depth to 20″
RD19 — Reduce wall depth to 19″
RD18 — Reduce wall, base, vanity/office and tall accessories depth to 18″
RD17 — Reduce wall depth to 17″
RD16 — Reduce wall depth to 16″
RD15 — Reduce wall, base, vanity/office and tall accessories depth to 15″
RD14 — Reduce wall depth to 14″
RD13 — Reduce wall depth to 13″
RD12 — Reduce wall, base, vanity/office and tall accessories depth to 12″
RD11 — Reduce wall depth to 11″
RD10 — Reduce wall depth to 10″
RD9 — Reduce wall depth to 9″
RD8 — Reduce wall depth to 8″
RD7 — Reduce wall depth to 7″
RD6 — Reduce wall depth to 6″
For Example: FP90T RD12



MWEP12 RD10

Matching Wall End Panel
1. The minimum reduction for Matching Wall End Panel MWEP12 is 9″.
2. Matching Wall End Panels can be reduced to the inch only. (½″, ¾″, etc are not available)
3. For inset door styles, use Integrated Matching End option.

To order, use the following codes with item code:
RD11 — Reduce wall end panel to 11″
RD10 — Reduce wall end panel to 10″
RD9 — Reduce wall end panel to 9″

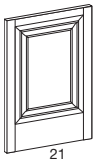

MBEP RD21

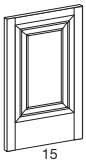

MVEP18 RD15

Matching Base or Vanity End Panel
1. The minimum reduction for Matching Base End Panel, Matching Vanity End Panel and Matching Desk End Panel is 12″.
2. Matching Base End Panel and Matching Vanity End Panel can be reduced in 1″ increments only.
3. 21″ Deep or less will have a single panel.
4. For inset door styles, use Integrated Matching End option.

To order, use the following codes with item code:
RD21 — Reduce base end panel to 21″
RD18 — Reduce base end panel and vanity end panel to 18″
RD15 — Reduce base end panel and vanity end panel to 15″
RD12 — Reduce base end panel and vanity end panel to 12″

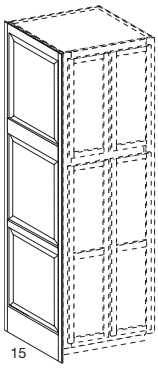

MTEP1884 RD15

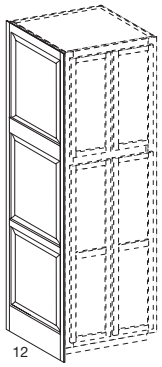

MVCLEP1884 RD12

Matching Tall End Panel
1. The minimum reduction for Matching Tall End Panel is 12″
2. Matching Tall End Panel can be reduced in 1″ increments only.
3. For 21″, 18″, 15″ and 12″ deep, includes 3 panel only.
4. For inset door styles, use Integrated Matching End option.

To order, use the following codes with item code:
RD21 — Reduce tall end panel to 21″
RD18 — Reduce tall end panel to 18″
RD15 — Reduce tall end panel to 15″
RD12 — Reduce tall end panel to 12″

Matching Vanity Linen End Panel
1. The minimum reduction for Matching Vanity Linen End Panel is 12″.
2. Matching Vanity End Panel can be reduced in 1″ increments only.
3. For inset door styles, use Integrated Matching End option.

To order, use the following codes with item code:
RD18 — Reduce vanity linen end panel to 18″
RD15 — Reduce vanity linen end panel to 15″
RD12 — Reduce vanity linen end panel to 12″

Pricing
Add 23% to List Price

WIDTH		HEIGHT		DEPTH	
Min.	Max.	Min.	Max.	Min.	Max.

Semi-Custom	APC	BO	CC	ES	FCE	FDBS	FH	FI	FIMD	FO	ID	IF	IME	MFE	MD	MH	MW	P	PCE	RD	RTK	TKA	VTK	WBR	WCM	WS	WTR
FOL/TOL																				●							
INS																				●							

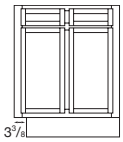

B39 RTKL
(Recessed Toe Kick Left)

B39 RTKR
(Recessed Toe Kick Right)

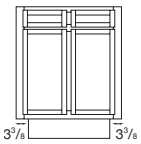

B39 RTKL RTKR
(Recessed Toe Kick Left and Right)

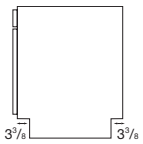

B39 RTKB
(Recessed Toe Kick Front and Back)

RTK — Recessed Toe Kick

Recessed Toe Kick is available on many base, vanity/office and tall cabinets. See the Semi-Custom Chart for option availability.

To order, use the following codes with cabinet item code:
RTKL — Recessed Toe Kick Left
RTKR — Recessed Toe Kick Right
RTKB — Recessed Toe Kick Back
For Example: B39 RTKL (Left)
B39 RTKR (Right)
B39 RTKB (Back)

Toe kick will be recessed 3⅜" on specified side or sides.

Note: Recessed Toe Kick Back only modifies the toe kick.

Pricing
Add $96 List each side

WIDTH		HEIGHT		DEPTH	
Min.	Max.	Min.	Max.	Min.	Max.

Semi-Custom	APC	BO	CC	ES	FCE	FDBS	FH	FI	FIMD	FO	ID	IF	IME	MFE	MD	MH	MW	P	PCE	RD	RTK	TKA	VTK	WBR	WCM	WS	WTR
FOL/TOL																					●						
INS																					●						

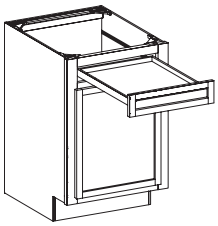

B21 SDBT

SDBT — Scoop Top Drawer Box

Most base, vanity, and desk cabinets may be ordered with a Scoop Top Drawer Box. The SDBT option replaces the top drawer box with a scooped drawer (2 ⅜") with a 3" clearance from the top of the cabinet. Remaining drawers will be standard.

To order, use the following code with cabinet item code:
SDBT —Scoop Top Drawer Box
For Example: B21 SDBT

Pricing
Add 5% to List Price

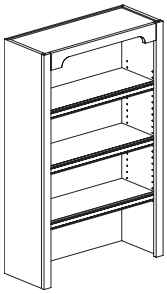

BKC3054 SHVEP–LRM

SHVEP — Shelf Edge Profile

This option is available on Bookcases. It adds a 1 ½" thick profiled moulding to the outside edge of the shelf. Moulding will run the full width of the shelf. See available profiles below.

To order, use the following codes with the cabinet item code:
For Example: BKC3054 SHVEP–LRM

Pricing
Add 20% to List Price

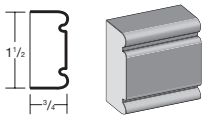

SHVEP — LRM

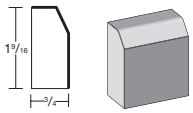

SHVEP — CEMB

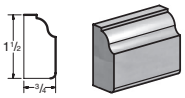

SHVEP — CEMO

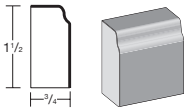

SHVEP — CWE

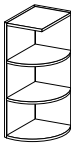

WWN30 STSR
Right

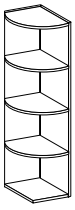

WWN42 SBSL
Left

STS — Square Top Shelf for All Whatnot Shelves
SBS — Square Bottom Shelf for All Whatnot Shelves

For use on whatnots that come standard with curved top and bottom shelves. To order Square Top and/or Bottom Shelves, specify left or right because cabinet will not be reversible. Peninsula whatnots do not have to be specified L or R. See codes below.

To order, use the following codes with cabinet item code:
STSR — Square Top Shelf Right
SBSR — Square Bottom Shelf Right
STSL — Square Top Shelf Left
SBSL — Square Bottom Shelf Left

For peninsula whatnot shelves, use the following codes:
STS — Square Top Shelf
SBS — Square Bottom Shelf

For Example: WWN30 STSR
WWN42 SBSL

Pricing
No Charge

SI — Standard Interior

Standard interior options are options where the interior does not change. These options are Decorative Doors Installed, Decorative Doors Installed on Top, Decorative Doors Installed on Bottom, Mullion Doors Installed, Mullion Doors Installed on Top and Mullion Doors Installed on Bottom. See the individual options for all their details.



W3930 2DDFIN NG

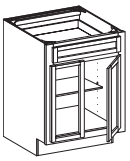

B24 2DDFIN CG

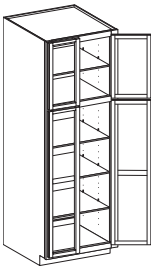

U242424 4DDFIN NG

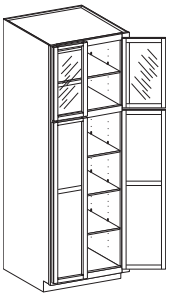

U308424 2DDFINTOP CBG

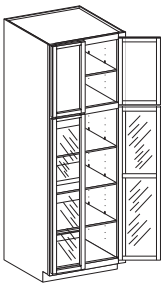

U308424 2DDFINBTM CAG

DDFIN — Decorative Door Frames Installed
DDFINTOP — Decorative Door Frames Installed on Top
DDFINBTM — Decorative Door Frames Installed on Bottom

Most wall, base, vanity, office and tall cabinets can be ordered with Decorative Door Frames Installed on the cabinet. All cope and tenon doors greater than 48″ high will have a center rail and two panel openings. **Matching interior is not standard with this option; therefore, we recommend ordering the cabinet with Finished Interior (FI) option.**

When ordering DDFIN, ALL standard doors will be replaced with decorative door frames.
When ordering DDFINTOP, TOP standard doors will be replaced with decorative door frames.
When ordering DDFINBTM, BOTTOM standard doors will be replaced with decorative door frames.

To order, use the following codes with cabinet item code:
1DDFIN — One Decorative Door Frame Installed
2DDFIN — Two Decorative Door Frames Installed
3DDFIN — Three Decorative Door Frames Installed
4DDFIN — Four Decorative Door Frames Installed
6DDFIN — Six Decorative Door Frames Installed
8DDFIN — Eight Decorative Door Frames Installed
For Example: W3930 2DDFIN NG

To order, use the following codes with cabinet item code:
1DDFINTOP — One Decorative Door Frame Installed on top section
2DDFINTOP — Two Decorative Door Frames Installed on top section
3DDFINTOP — Three Decorative Door Frames Installed on top section
4DDFINTOP — Four Decorative Door Frames Installed on top section
For Example: U308424 2DDFINTOP CBG

To order, use the following codes with cabinet item code:
1DDFINBTM — One Decorative Door Frame Installed on bottom section
2DDFINBTM — Two Decorative Door Frames Installed on bottom section
3DDFINBTM — Three Decorative Door Frames Installed on bottom section
4DDFINBTM — Four Decorative Door Frames Installed on bottom section
For Example: U308424 2DDFINBTM CAG

Note: Not available with Box Only option. Milan is a solid wood cope and tenon door frame with shaped edges. Not available for entertainment cabinets, any open cabinets that do not come standard with doors, all cabinets with a kit installed or the Barcelona doorstyle. **Glass options are non-tempered and therefore not recommended for base applications or near interior and exterior doors. Glass patterns run vertically with the height of the door.**

Then choose your Glass Type:

NG	No Glass
CG	Clear Glass
RG	Reeded Glass
SG	Satin Glass
CSG	Clear Seedy Glass
SSG	Super Seedy Glass
CAG	Clear Antique Glass
CWG	Clear Water Glass
CBG	Clear Baroque Glass

For Example: WSC3048 2DDFINBTM SG

Note: To order replacement doors, use the Easy Parts Search Program on WAY.

See Premier–1–64 for Glass Type options.

DDFIN, DDFINTOP, DDFINBTM No Glass Pricing

DDF List Price: $225 per door
Installation Charge: $100 List per cabinet

Cabinet List Price +
DDF List Price +
Installation Charge per cabinet

For Example: B45 3DDFIN

Cabinet List Price	$ 500
DDF List Price (3)	$ 675
Installation Charge	$ 100
Total List Price	$1275

DDFIN, DDFINTOP, DDFINBTM Glass Pricing

DDF – Clear Glass Included (CG)
Priced at $325 per door

DDF – Reeded Glass Included (RG)
Satin Glass Included (SG)
Clear Seedy Glass Included (CSG)
Super Seedy Glass Included (SSG)
Clear Antique Glass Included (CAG)
Clear Water Glass Included (CWG)
Clear Baroque Glass Included (CBG)
Priced at $375 per door

Installation Charge: $100 List per cabinet

Cabinet List Price +
DDF List Price +
Installation Charge per cabinet

For Example: B45 3DDFIN SSG

Cabinet List Price	$ 500
DDF List Price (3)	$ 1125
Installation Charge	$ 100
Total List Price	$ 1725



W3930 2MDIN NG

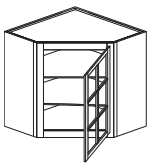

DC2730 1MDIN CG

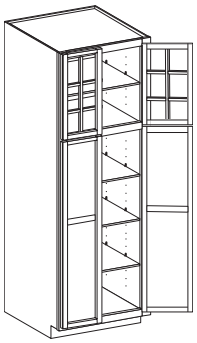

U308424 2MDINTOP SSG

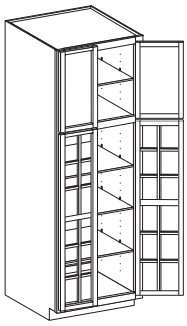

U308424 2MDINBTM SSG

MDIN — Mullion Doors Installed
MDINTOP — Mullion Doors Installed Top
MDINBTM — Mullion Doors Installed Bottom

Most wall and tall cabinets can be ordered with Mullion Doors Installed on the cabinet. All cope and tenon tall doors greater than 48″ high will have a center rail and two panel openings. A pack of assorted shelf clips is included to align shelves with mullions. **Matching Interior is not standard with this option; therefore, we recommend ordering cabinets with Finished Interior (FI)**. Reference the following chart for door style availability.

When ordering MDIN, ALL standard doors will be replaced with mullion doors.
When ordering MDINTOP, TOP standard doors will be replaced with mullion doors.
When ordering MDINBTM, BOTTOM standard doors will be replaced with mullion doors.

To order, use the following codes with cabinet item code:
1MDIN — One Mullion Door Installed
2MDIN — Two Mullion Doors Installed
3MDIN — Three Mullion Doors Installed
4MDIN — Four Mullion Doors Installed
6MDIN — Six Mullion Doors Installed
8MDIN — Eight Mullion Doors Installed
For Example: W3930 2MDIN NG

To order, use the following codes with cabinet item code:
1MDINTOP — One Mullion Door Installed on top
2MDINTOP — Two Mullion Doors Installed on top
3MDINTOP — Three Mullion Doors Installed on top
4MDINTOP — Four Mullion Doors Installed on top
6MDINTOP — Six Mullion Doors Installed on top
8MDINTOP — Eight Mullion Doors Installed on top
For Example: U308424 2MDINTOP SSG

To order, use the following codes with cabinet item code:
1MDINBTM — One Mullion Door Installed on bottom
2MDINBTM — Two Mullion Doors Installed on bottom
3MDINBTM — Three Mullion Doors Installed on bottom
4MDINBTM — Four Mullion Doors Installed on bottom
6MDINBTM — Six Mullion Doors Installed on bottom
8MDINBTM — Eight Mullion Doors Installed on bottom
For Example: U308424 2MDINBTM SSG

These bullets apply to all Mullion Door Options:
- Not available on Box Only Options.
- Mullions in character maple and character cherry door styles will not have character features.
- Sandia will have the step profile on the top and bottom rails for Horizon Mullion Style.
- Half Arch and Symphony are only available in Essex, Henlow, Rose Hall, Seville and Madison door styles on the following cabinets: W1530, W3030, W1533, W3033, W1536, W3036, W1539, W3039, W1542, W3042, W1830, W3630, W1833, W3633, W1836, W3636, W1839, W3639, W1842 and W3642.
- For Wellington and Winslow door styles, the inside edge of the mullion door will match Messina.
- Harmony will have a decorative door frame with a mullion insert.
- Glass options are non-tempered and therefore not recommended for use near interior and exterior doors. Glass patterns run vertically with the height of the door.
- Not available on the following cabinets: 9″ Wide cabinets, entertainment cabinets, curved cabinets or any open cabinets that do not come standard with doors.

INSET: Available with Traditional Mullion Style only and for wall cabinets 15″ high or higher and 15″ wide or wider. Not available on 24″ wide double door cabinets. DDF options are available.

Note: To order replacement doors, use the Easy Parts Search Program on WAY.
See Premier–1–64 for Mullion Style and Glass Type options.

MDIN — Mullion Doors Installed (continued)
MDINTOP — Mullion Doors Installed Top
MDINBTM — Mullion Doors Installed Bottom

MDIN, MDINTOP, MDINBTM No Glass Pricing
MDIN – No Glass Included (NG)
List Price: $250 per door
Installation Charge: $100 List per cabinet
*Includes all Mullion Door Styles except Half Arch and Symphony

MDIN – No Glass Included (NG) for Half Arch and Symphony
List Price: $525 per door
Installation Charge: $100 List per cabinet

Cabinet List Price +
MD List Price +
Installation Charge per cabinet

For Example: W3030 2MDIN MS NG

Cabinet List Price	$ 400
MD List Price (2)	$ 500
Installation Charge	$ 100
Total List Price	$ 1000

MDIN, MDINTOP, MDINBTM Glass Pricing
MDIN – Clear Glass Included (CG)
List Price: $350 per door
Installation Charge: $100 List per cabinet
*Includes all Mullion Door Styles except Half Arch and Symphony

MDIN – Clear Glass Included (CG) for Half Arch and Symphony
List Price: $625 per door
Installation Charge: $100 List per cabinet

MDIN – Other Glass Types
Reeded Glass Included (RG)
Satin Glass Included (SG)
Clear Seedy Glass Included (CSG)
Super Seedy Glass Included (SSG)
Clear Antique Glass Included (CAG)
Clear Water Glass Included (CWG)
Clear Baroque Glass Included (CBG)
List Price: $400 per door
Installation Charge: $100 List per cabinet
*Includes all Mullion Door Styles except Half Arch and Symphony

MDIN – Other Glass Types for Half Arch and Symphony
Reeded Glass Included (RG)
Satin Glass Included (SG)
Clear Seedy Glass Included (CSG)
Super Seedy Glass Included (SSG)
Clear Antique Glass Included (CAG)
Clear Water Glass Included (CWG)
Clear Baroque Glass Included (CBG)
List Price: $675 per door
Installation Charge: $100 List per cabinet

Cabinet List Price +
DDF List Price +
Installation Charge per cabinet

For Example: W3030 2MDIN CG CWG

Cabinet List Price	$ 400
MD List Price (2)	$ 800
Installation Charge	$ 100
Total List Price	$ 1300

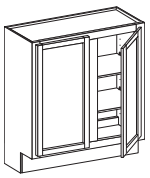

W3930 TKA

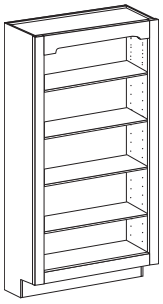

BKC2760 TKA

TKA — Toe Kick Added

Available on most wall and bookcase cabinets unless noted on the Semi-Custom chart. This option adds a 4½″ tall by 3⅜″ deep toe kick to the bottom of a wall cabinet which increases the overall height of the cabinet by 4½″. The end panels will extend to the total cabinet height. The Toe Kick Added option uses standard wall doors. See Semi-Custom Chart for availability.

To order, use the following code with cabinet item code:
TKA — Toe Kick Added
For Example: W3930 TKA
(Overall height is 30″ + 4½″ = 34½″)

Note: When choosing this option the following options are excluded: Front Only, Inverted Frame, Half Arch Mullion Doors Installed, Void Toe Kick, Wide Bottom Rail, and Cathedral or Arch door styles. When ordering WTR with TKA on wall cabinets, the WTR will extend up beyond the face frame of the box. Mullion Doors, Decorative Door Frames, and Metal Doors (installed) are available. Modified Depth is available in ¼″ increments up to 24″. Full Height Door and Full Depth Base Shelf are standard. Recessed Toe Kick can be ordered with Toe Kick Added.

Pricing
Add $150 List

	WIDTH		HEIGHT		DEPTH	
	Min.	Max.	Min.	Max.	Min.	Max.

Semi-Custom	APC	BO	CC	ES	FCE	FDBS	FH	FI	FIMD	FO	ID	IF	IME	MFE	MD	MH	MW	P	PCE	RD	RTK	TKA	VTK	WBR	WCM	WS	WTR
FOL/TOL																						●					
INS																						●					

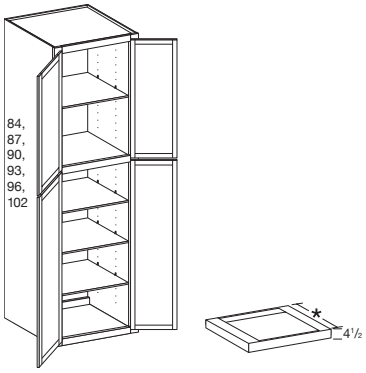

U249024 TKU

TKU — Toe Kick Unattached

Toe Kick Unattached is available on 84″, 87″, 90″, 93″, 96″ and 102″ high cabinets. When ordering this option, the toe kick will be shipped as a separate sub base for field installation.

To order, use the following code with cabinet item code:
TKU — Toe Kick Unattached
For Example: U249024 TKU

* 20⅝ - For 24″ deep cabinets
* 8⅝ - For 12″ deep cabinets

Pricing
No Charge

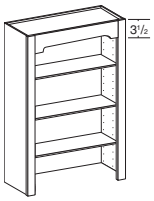

BKC1848

V — Valance Options

Bookcases, Furniture Bookcases and open display cabinets come standard with a furniture valance. These cabinets are also available with optional straight, straight rail, cove, arch, arch fret and fret valance. Option availability is noted throughout catalog.

To order, use the following codes with cabinet item code:
S — Straight Valance
AV — Arch Valance
AF — Arch Fret Valance
FV — Fret Valance
CV — Cove Valance
SRV — Straight Rail Valance
For Example: BKC1848 S
BKC2448 AV
BKC3048 AF
BKC3648 FV
BKC3648 CV
BKC3648 SRV

Pricing
Add $70 List

Note: Arch and Arch Fret not available for 12″ wide cabinets. Arch Fret not available for 15″ wide cabinets.

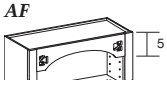

AF
Arch Fret Valance

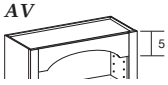

AV
Arch Valance

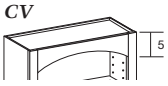

CV
Cove Valance



FV
Fret Valance

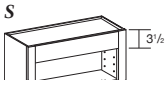

S
Straight Valance

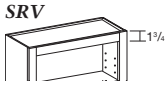

SRV
Straight Rail Valance

Void Fronts and Boxes

These options are available on most base, wall, vanity, office and tall cabinets. They offer the flexibility of removing door, drawers, blank fronts and/or guides in various combinations.

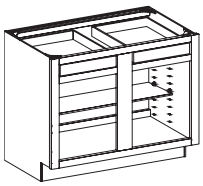

B39 VAF

VAF — Void All Fronts

Most cabinets can be ordered as Void All Fronts. VAF option eliminates all the doors, drawer fronts, and blank fronts from the cabinet. Drawer boxes, drawer guides, tambour units, panels and center stiles will remain. Hinges will not be included for voided doors.

To order, use the following code with cabinet item code:
VAF — Void All Fronts
For Example: B39 VAF

Pricing
85% of List

Note: When choosing this option the following options are excluded: FI, BO, cabinets that have kits attached to the door fronts or any cabinets with lift doors.

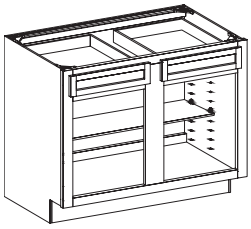

B30 VDO

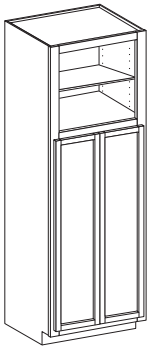

U248424 VDRTOP

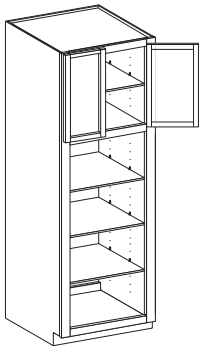

U248424 VDRBTM

VDO — Void Doors Only
VDRTOP — Void Doors Top
VDRBTM — Void Doors Bottom

Most cabinets are available with the Void Door options. Cabinets with top doors, such as Wall Stack Cabinets, Utilities, etc. may be ordered as Void Doors Top. Hinges will not be included for the voided doors.

VDO — Void Doors Only
Most cabinets with doors or door/drawer combinations may be ordered as Void Doors Only. VDO eliminates all doors on the cabinet. Drawer boxes, drawer fronts and blank fronts will remain intact. Hinges will not be included for the voided doors.

VDRTOP — Void Doors Top
Cabinets with top doors, such as Wall Stack Cabinets, Utilities, etc. may be ordered as Void Doors Top. VDRTOP eliminates the top doors on the cabinet, leaving the bottom doors intact. Hinges will not be included for the voided doors.

VDRBTM — Void Doors Bottom
Cabinets with bottom doors, such as Wall Stack Cabinets, Utilities, etc. may be ordered as Void Doors Bottom. VDRBTM eliminates the bottom doors on the cabinet, leaving the top doors intact. Hinges will not be included for the voided doors.

To order, use the following code with cabinet item code:
VDO — Void Doors Only
For Example: B30 VDO

VDRTOP — Void Doors Top
For Example: U248424 VDRTOP

VDRBTM — Void Doors Bottom
For Example: U248424 VDRBTM

Note: When choosing this option the following options are excluded: IF, FI, BO or cabinets that have kits attached to the door fronts or any cabinets with lift doors.

Pricing

VDO	95% of List
VDRTOP	No Charge
VDRBTM	No Charge

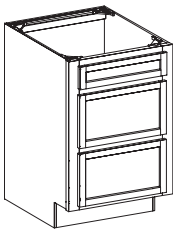

3DB18 VTDB

VTDB – Void Top Drawer Box

Many base, vanity and desk cabinets may be ordered as Void Top Drawer Box. This option only eliminates the top drawer box(es) and guides. Blank Fronts will be attached as a false front. Doors and additional drawers will remain.

To order, use the following code with cabinet item code:
VTDB — Void Top Drawer Box
For Example: 3DB18 VTDB

Note: When choosing this option the following options are excluded: Function Ready drawer inserts, BO, FI, IF and FH.

Pricing
No Charge

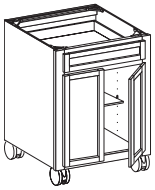

FBBI30 VT

VT – Void Top

FBBI24, FBBI30, FBBI36, BBI24SFL, BBI30SFL, BBI36SFL, BBI24RFL, BBI30RFL, BBI36RFL, BBI24CFL, BBI30CFL, BBI36CFL, BBI24FFL, BBI30FFL and BBI36FFL butcher block islands are available without the butcher block top included. This option allows for field installation of decorative tops.

To order, use the following code with cabinet item code:
VT — Void Top
For Example: FBBI30 VT
BBI36RFL VT

Pricing
90% of List

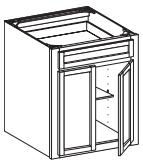

B30 VTK

VTK — Void Toe Kick

Void Toe Kick is available on many base, vanity/office and tall cabinets. This option eliminates the toe kick. See the Semi-Custom Chart for option availability.

To order, use the following code with cabinet item code:
VTK — Void Toe Kick
For Example: B30 VTK

Pricing
Add 10% to List Price

WIDTH		HEIGHT		DEPTH	
Min.	Max.	Min.	Max.	Min.	Max.

Semi-Custom	APC	BO	CC	ES	FCE	FDBS	FH	FI	FIMD	FO	ID	IF	IME	MFE	MD	MH	MW	P	PCE	RD	RTK	TKA	VTK	WBR	WCM	WS	WTR
FOL/TOL																							●				
INS																							●				

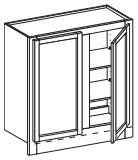

W3030 WBR3

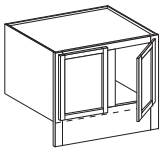

RW331824 WBR6

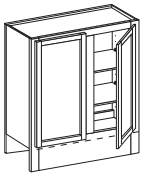

W3030 P WBR6P

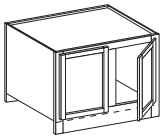

RW331824 P WBR3P

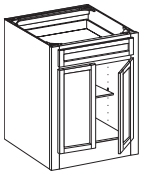

B24 WBR

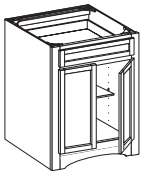

B24 WBRAV

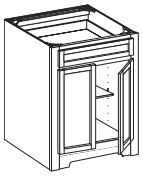

B24 WBRSFV

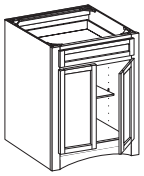

B24 WBRCV

WBR — Wide Bottom Rail
WBRAV — Wide Bottom Rail Arch Valance
WBRSFV — Wide Bottom Rail Standard Furniture Valance
WBRCV — Wide Bottom Rail Cove Valance

Many cabinets are available with the Wide Bottom Rail option. The cabinet interior does not change with this option. Not available with the Inverted Frame Option. See the Semi-Custom Chart for option availability.

Wall Cabinets
The Wide Bottom Rail is available in 3″ and 6″ increments. If FI option is specified, end panels will automatically be full height finished ends. The Wide Bottom Rail, Wide Bottom Rail Arch Valance, Wide Bottom Rail Cove Valance and Wide Bottom Rail Standard Furniture Valance options are available for these cabinets.

To order, use the following codes with cabinet item code:
WBR3 — 3″ Wide Bottom Rail
WBR6 — 6″ Wide Bottom Rail
WBR3AV — 3″ Wide Bottom Rail Arch Valance
WBR6AV — 6″ Wide Bottom Rail Arch Valance
WBR3SFV — 3″ Wide Bottom Rail Standard Furniture Valance
WBR6SFV — 6″ Wide Bottom Rail Standard Furniture Valance
WBR3CV — 3″ Wide Bottom Rail Cove Valance
WBR6CV — 6″ Wide Bottom Rail Cove Valance
For Example: W3030 WBR3
RW331824 WBR6

To order Peninsula option, use the following codes with cabinet item code:
WBR3P — 3″ Wide Bottom Rail Peninsula
WBR6P — 6″ Wide Bottom Rail Peninsula
WBR3PAV — 3″ Wide Bottom Rail Arch Valance Peninsula
WBR6PAV — 6″ Wide Bottom Rail Arch Valance Peninsula
WBR3PSFV — 3″ Wide Bottom Rail Standard Furniture Valance Peninsula
WBR6PSFV — 6″ Wide Bottom Rail Standard Furniture Valance Peninsula
WBR3PCV — 3″ Wide Bottom Cove Valance Peninsula
WBR6PCV — 6″ Wide Bottom Cove Valance Peninsula
For Example: W3030 P WBR6P
RW331824 P WBR3P

Note: Must order with Peninsula option only.

Base, Tall and Vanity Cabinets
The Wide Bottom Rail, Wide Bottom Rail Arch Valance, Wide Bottom Rail Cove Valance and Wide Bottom Rail Standard Furniture Valance options are available for these cabinets. This option eliminates the toe kick.

To order, use the following codes with cabinet item code:
WBR — Wide Bottom Rail
WBRAV — Wide Bottom Rail Arch Valance
WBRSFV — Wide Bottom Rail Standard Furniture Valance
WBRCV — Wide Bottom Rail Cove Valance
For Example: B24 WBR
B24 WBRAV
B24 WBRSFV
B24 WBRCV

Pricing
Add $165 List

WIDTH		HEIGHT		DEPTH	
Min.	Max.	Min.	Max.	Min.	Max.

Semi-Custom	APC	BO	CC	ES	FCE	FDBS	FH	FI	FIMD	FO	ID	IF	IME	MFE	MD	MH	MW	P	PCE	RD	RTK	TKA	VTK	WBR	WCM	WS	WTR
FOL/TOL																								●			
INS																								●			

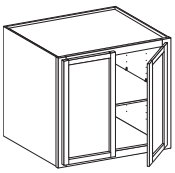

RW392724 WCM

WCM — Without Center Mullion

Many 30″ – 36″ wide cabinets, RW392724, RW392424, RW422424, RW392124, RW391824, RW421824, RW391524, RW391224 and RW421224, are available without a center mullion on the cabinet. Special door sizes will be utilized when ordering this option.

To order, use the following code with cabinet item code:
WCM — Without Center Mullion
For Example: RW392724 WCM

Pricing
No Charge

WIDTH		HEIGHT		DEPTH	
Min.	Max.	Min.	Max.	Min.	Max.

Semi-Custom	APC	BO	CC	ES	FCE	FDBS	FH	FI	FIMD	FO	ID	IF	IME	MFE	MD	MH	MW	P	PCE	RD	RTK	TKA	VTK	WBR	WCM	WS	WTR
FOL/TOL																									●		
INS																									●		

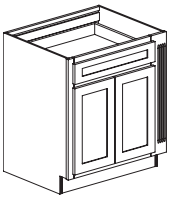

B27 WFS3R

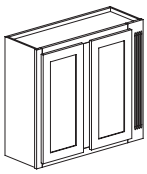

W3930 WFS3R

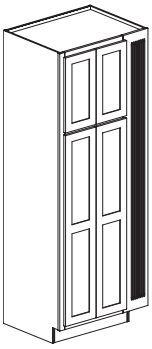

U248424 WFS6RT

WFS — Wide Fluted Stile

This option is available on many wall, base, tall, office and vanity cabinets. Cabinets can be modified in 3″ or 6″ increments. **This option increases the overall width of the cabinet.** Face cabinet when specifying left or right. See the Semi-Custom Chart for option availability.

To order, use the following codes with cabinet item code filling in the blank with the increment needed:
WFS__L — Wide fluted stile left
WFS__LT — Wide fluted stile left tall
WFS__LP — Wide fluted stile left peninsula
WFS__R — Wide fluted stile right
WFS__RT — Wide fluted stile right tall
WFS__RP — Wide fluted stile right peninsula
For Example: B27 WFS3R

Note: Must order peninsula wide fluted stile in conjunction with peninsula cabinet option.

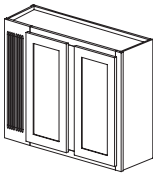

W3930 P WFS6LP

Pricing	***Per Side***
3″ Wall, Base and Vanity	$131 List
6″ Wall, Base and Vanity	$151 List
3″ Tall	$184 List
6″ Tall	$224 List
3″ Peninsula Wall, Base and Vanity	$262 List
6″ Peninsula Wall, Base and Vanity	$357 List

Note: On the Semi-Custom Chart, the WS option refers to the availability of either the WS or WFS options.

Identical Program

$$\boxed{WS} = \boxed{\frac{WS}{WFS}}$$

WIDTH		HEIGHT		DEPTH	
Min.	Max.	Min.	Max.	Min.	Max.

Semi-Custom	APC	BO	CC	ES	FCE	FDBS	FH	FI	FIMD	FO	ID	IF	IME	MFE	MD	MH	MW	P	PCE	RD	RTK	TKA	VTK	WBR	WCM	WS	WTR
FOL/TOL																										●	
INS																										●	

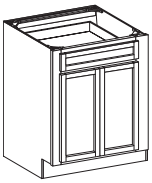

EXPANDED! NOW IN ¼″ INCREMENTS!

B27 WS1/4R

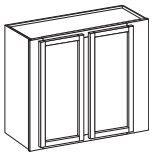

W3930 WS11/2L WS3R

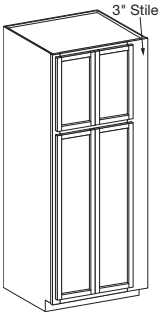

U248424 WS3RT

WS — Wide Stile

This option is available on many wall, base, tall, office and vanity cabinets. Cabinets can be modified in ¼″ increments up to 6″. **This option increases the overall width of the cabinet.** Face cabinet when specifying left or right. See the Semi-Custom Chart for option availability.

To order, use the following codes with cabinet item code filling in the blank with the increment needed:
WS__L — Wide stile left
WS__LT — Wide stile left tall
WS__LP — Wide stile left peninsula
WS__R — Wide stile right
WS__RT — Wide stile right tall
WS__RP — Wide stile right peninsula
For Example: B27 WS1/4R

Note: Must order peninsula wide stile in conjunction with peninsula cabinet option.

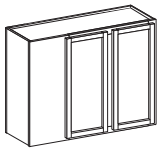

W3930 P WS53/4LP

Pricing	***Per Side***
¼″ — 3″ Wall, Base and Vanity	$92 List
3¼″ — 6″ Wall, Base and Vanity	$112 List
¼″ — 3″ Tall	$129 List
3¼″ — 6″ Tall	$169 List
¼″ — 3″ Peninsula Wall, Base and Vanity	$184 List
3¼″ — 6″ Peninsula Wall, Base and Vanity	$256 List

WIDTH		HEIGHT		DEPTH	
Min.	Max.	Min.	Max.	Min.	Max.

Semi-Custom	APC	BO	CC	ES	FCE	FDBS	FH	FI	FIMD	FO	ID	IF	IME	MFE	MD	MH	MW	P	PCE	RD	RTK	TKA	VTK	WBR	WCM	WS	WTR
FOL/TOL																										●	
INS																										●	

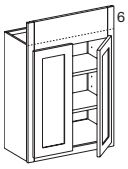

W2430 WTR6

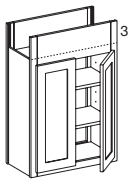

W2430 P WTR3P

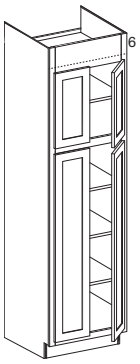

U248424 WTR6

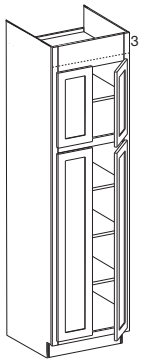

U248424 WTR3

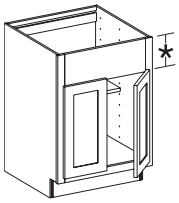

B24 WTR

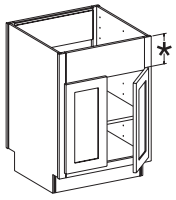

B24 P WTRP

WTR — Wide Top Rail

Available in 3″ and 6″. Cabinet interior does not extend in height. The door and cabinet box size does not change. Not available with Clipped Corner, Inverted Frame or Valance options. Peninsula option is available. If selected, both frames will be extended.

If ordering WTR option and a full height end panel is needed, you can order Finished Cabinet End (FCE) or Matching Finished End (MFE) and the end panel will increase in height to match the extended rail height.

Wall and Tall cabinet specifications:
Available in 3″ or 6″. If FI option is specified, end panels will automatically be full height finished ends. Toe Kick Unattached required for all tall cabinets over 102″ high. See Semi-Custom chart for availability.

To order, use the following codes with cabinet item code:
WTR6 — Wide Top Rail
For Example: W2430 WTR6

WTR3 — Wide Top Rail
For Example: W2430 WTR3

To order Peninsula option, use the following codes with cabinet item code:
WTR6P — Wide Top Rail Peninsula
For Example: W2430 P WTR6P

WTR3P — Wide Top Rail Peninsula
For Example: W2430 P WTR3P

Base and Vanity cabinet specifications:
The drawer is removed and replaced with a solid wood rail. The door and cabinet box size does not change. Not available on Full Height door vanity or Full Height door base cabinets. Many base, vanity and office cabinets are available with the WTR option. See Semi-Custom Chart for availability.

To order, use the following codes with cabinet item code:
WTR — Wide Top Rail
For Example: B24 WTR

To order Peninsula option, use the following codes with cabinet item code:
WTRP — Wide Top Rail Peninsula
For Example: B24 P WTRP

Pricing
Add $165 List

* Dimension to top of Door
TOL = 7¼″
FOL = 6$^{11}/_{16}$″
INS = 8¾″

	WIDTH		HEIGHT		DEPTH	
	Min.	Max.	Min.	Max.	Min.	Max.

Semi-Custom	APC	BO	CC	ES	FCE	FDBS	FH	FI	FIMD	FO	ID	IF	IME	MFE	MD	MH	MW	P	PCE	RD	RTK	TKA	VTK	WBR	WCM	WS	WTR
FOL/TOL																											●
INS																											●

WTRRO — Wide Top Rail Reduced Opening

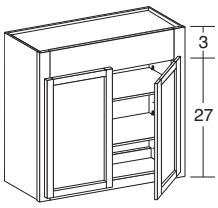

W2430 WTRRO3

Wide Top Rail Reduced Opening is available for wall and tall cabinets. It shortens the height of the door and creates a wide top rail that is available in 3″ or 6″ heights. This option is not available for 12″ high cabinets and will only be available in the 3″ height for 15″ high cabinets. These restrictions also apply to the upper section of tall cabinets that line up with 12″ and 15″ high cabinets. Not available with Clipped Corner, Inverted Frame or Valance options. When this option is ordered in conjunction with Functional End, Integrated Matching End, Matching End Panel Installed or Peninsula Options, the modified sides will also reflect the Wide Top Rail Reduced Opening.

To order, use the following codes with cabinet item code:
WTRRO3 — Wide Top Rail Reduced Opening by 3″
WTRRO6 — Wide Top Rail Reduced Opening by 6″
For Example: W2430 WTRRO3

To order Peninsula option, use the following codes with cabinet item code:
WTRRO3P — Wide Top Rail Reduced Opening Peninsula by 3″
WTRRO6P — Wide Top Rail Reduced Opening Peninsula by 6″
For Example: W2430 P WTRRO3P

Pricing
Add $165 List

Function Ready Program

Many cabinets are available with accessory kits and decorative/mullion doors shipped installed with our Function Ready Program. Look for the "FR" code in the Price and Specification catalogs for accessories included in this program. Cabinet exceptions and availability are listed below.

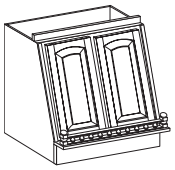

2FDIN — Wood Hood Doors Installed

Many Wood Hoods are available with finished doors installed. When ordering, you must specify door style. Not available in thermofoil door styles.

To order, use the following code:
2FDIN — Two Finished Doors Installed
For Example: WH3630 2FDIN

Not available on IH36, FWH3030, FWH3630, FWH3024, FWH3624, BWH3024, BWH3624 and chimney wood hoods.

Pricing
Two Finished Doors (2FD): $300 List Price
Installation Charge: $200 List per cabinet

Cabinet List Price +
2FD List Price +
Installation Charge per cabinet

For Example: WH3630 2FDIN

Cabinet List Price	$1000
2FD List Price	$ 300
Installation Charge (2)	$ 200
Total List Price	$1500

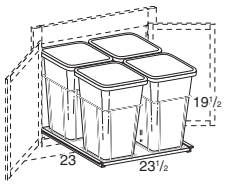

4BRC

4BRCIN — 4 Bin Recycle Center Installed

The 4 Bin Recycle Center Installed option is available for installation in a B27 cabinet. When this kit is installed, the adjustable shelf will be removed. When ordering, please note that the 4 Bin Recycle Center has 108 quart capacity combined with full extension epoxy coated slides. Not available with Modify Depth option less than 24".

To order, use the following code:
4BRCIN — 4 Bin Recycle Center Installed
For Example: B27 4BRCIN

Pricing
Installation Charge: $100 List per cabinet

Cabinet List Price +
Accessory Kit List Price +
Installation Charge per cabinet

For Example: B27 4BRCIN

Cabinet List Price	$ 600
4BRC List Price	$ 709
Installation Charge	$ 100
Total List Price	$1409

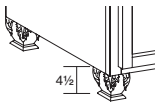

4ACLIN

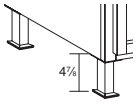

4ASFIN

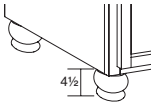

4CBLIN

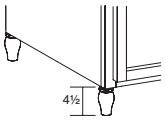

4CLFIN

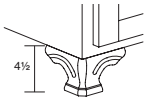

4CRFTIN

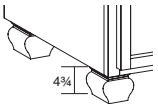

4CVLEGIN

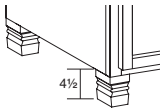

4DMFIN

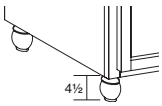

4MSLIN

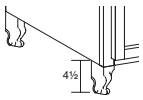

4QALIN

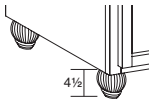

4RDBFIN

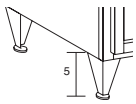

4SAFIN

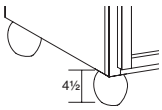

4SBFIN

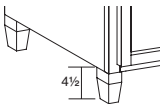

4SLIN

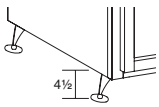

4SLRSIN

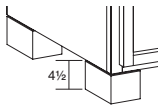

4SMFIN

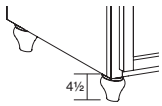

4TLIN

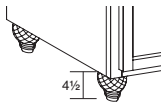

4WVNLIN

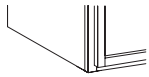

NO FEET

4FIN — Feet Installed

This option applies feet to bottom of cabinet. It requires that the VTK option also be applied to the cabinet. Queen Anne Legs, Aluminum Square Feet, Stainless Angled Feet and Stainless Legs Small Round will be shipped in the cabinet ready for install. All other feet will ship attached to the cabinet.

To order, use the following item codes with the cabinet item code:

Codes	Description	List Price Including Installation Charges
4ACLIN	— Four Acanthus Legs Installed	$679
4ASFIN	— Four Aluminum Square Feet Installed	$455
4CBLIN	— Four Chunky Bun Legs Installed	$575
4CLFIN	— Four Classic Feet Installed	$540
4CVLEGIN	— Four Cove Legs Installed	$737
4DMFIN	— Four Decorative Mission Feet Installed	$534
4MSLIN	— Four Medium Squat Legs Installed	$530
4CRFTIN	— Four Corner Feet Installed	$749
4QALIN	— Four Queen Anne Legs Installed	$588
4RDBFIN	— Four Reeded Bun Feet Installed	$691
4SBFIN	— Four Simple Bun Feet Installed	$526
4SLIN	— Four Shaker Legs Installed	$708
4SAFIN	— Four Stainless Angled Feet Installed	$468
4SLRSIN	— Four Stainless Legs Small Round Installed	$302
4SMFIN	— Four Simple Mission Feet Installed	$526
4TLIN	— Four Tulip Legs Installed	$563
4WVNLIN	— Four Woven Legs Installed	$687
NO FEET	— No Feet Installed	$ 0

For Example: VS30 VTK 4RDBFIN

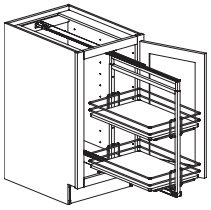

BPPOIN

BPPOIN – Base Pantry Pullout Installed

The Base Pantry Pull Out is available for installation in a B12 FH, B15 FH, B18 FH, B21 FH or B24 FH cabinet. When this kit is installed, the adjustable shelf will be removed. Not available with Box Only or Reduced Depth options.

To order, use the following item codes with the cabinet item code:

Codes	Description	List Price Including Installation Charges
BPPO12IN	— 12″ Base Pantry Pull Out Installed	$789 List
BPPO15IN	— 15″ Base Pantry Pull Out Installed	$802 List
BPPO18IN	— 18″ Base Pantry Pull Out Installed	$823 List
BPPO21IN	— 21″ Base Pantry Pull Out Installed	$838 List
BPPO24IN	— 24″ Base Pantry Pull Out Installed	$847 List

For Example: B18 FH BPPO18IN

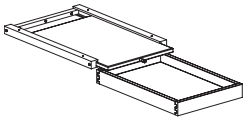

CBD18

CBDIN — Cutting Board Drawer Installed

Many cabinets can get the Cutting Board Drawer installed. Available for the top drawer only. Drawers are natural finished. Cutting Board Drawer (CBD24/CBD21/CBD18/CBD15) is available on the following cabinets. This kit replaces the drawer box and has full extension soft close guides. Not available with Reduced Depth Drawer, Modify Depth option less than 24″ or the Box Only option.

To order, use the following codes:

B15 CBD15IN	3DB15 CBD15IN	4DB15 CBD15IN
B18 CBD18IN	3DB18 CBD18IN	4DB18 CBD18IN
B21 CBD21IN	3DB21 CBD21IN	4DB21 CBD21IN
B24 CBD24IN	3DB24 CBD24IN	4DB24 CBD24IN

Pricing

Installation Charge: $100 List per cabinet

Cabinet List Price +
Accessory Kit List Price +
Installation Charge per cabinet

For Example: B18 CBD18IN

Cabinet List Price	$ 400
CBD18 List Price	$ 322
Installation Charge	$ 100
Total List Price	$ 822

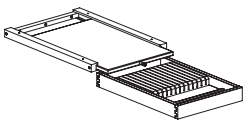

CBKD18

CBKDIN — Cutting Board and Knife Drawer Installed

Many cabinets can get the Cutting Board and Knife Drawer installed. Available for the top drawer only. Drawers are natural finished. Cutting Board and Knife Drawer (CBKD24/CBKD21/CBKD18/CBKD15) is available on the following cabinets. This kit replaces the drawer box and has full extension soft close guides. Not available with Reduced Depth Drawer, Modify Depth option less than 24″ or the Box Only option.

To order, use the following codes:

B15 CBKD15IN	3DB15 CBKD15IN	4DB15 CBKD15IN
B18 CBKD18IN	3DB18 CBKD18IN	4DB18 CBKD18IN
B21 CBKD21IN	3DB21 CBKD21IN	4DB21 CBKD21IN
B24 CBKD24IN	3DB24 CBKD24IN	4DB24 CBKD24IN

Pricing

Installation Charge: $100 List per cabinet

Cabinet List Price +
Accessory Kit List Price +
Installation Charge per cabinet

For Example: B21 CBKD21IN

Cabinet List Price	$ 400
CBKD21 List Price	$ 347
Installation Charge	$ 100
Total List Price	$ 847

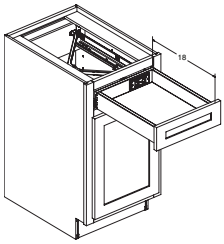

CGDSIN

CGDSIN — Charging Drawer Station Installed

Many base, desk and vanity cabinets 21″ wide or wider can get the Charging Drawer Station Installed. This option installs into the top drawer as an in-drawer electrical outlet into a 21″ depth or deeper cabinet and will require electrical access. The Charging Drawer Station will reduce the drawer depth by 3″ allowing the necessary access for the plug which includes two outlets and two USB ports to charge most any personal technology device (phone, tablet, MP3 player, etc.) in the drawer. This option is not available in combination with Full Height Door, Box Only, Front Only, Face Frame Only, Touch To Open, Void Top Drawer Box, Wide Top Rail options or with any kit that installs into the top drawer.

To order, use the following codes:
CGDSIN — Charging Drawer Station Installed
For Example: 3DB24 CGDSIN

List Price Including Installation Charge
$1400

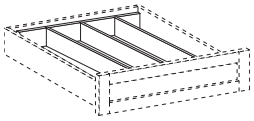

CTD18

CTIN — Cutlery Trays Installed
CTDIN — Cutlery Dividers Installed
CDIN — Cutlery Drawer Installed

Many base cabinets can have the following cutlery trays permanently secured in the cabinet drawer. The kit will be installed in the top drawer ONLY. Kits are available in natural finish only. Not available with Reduced Depth, Reduced Depth Drawer or Box Only cabinet options.

Cutlery Tray Divider (CTD15/CTD18/CTD21/CTD24/CTD27/CTD30/CTD33/CTD36) is available on the following cabinets.
To order, use the following codes:

B15 CTD15IN	3DB15 CTD15IN	4DB15 CTD15IN
B18 CTD18IN	3DB18 CTD18IN	4DB18 CTD18IN
B21 CTD21IN	3DB21 CTD21IN	4DB21 CTD21IN
B24 CTD24IN	3DB24 CTD24IN	4DB24 CTD24IN
B27 CTD27IN	3DB27 CTD27IN	4DB27 CTD27IN
B30 CTD30IN	3DB30 CTD30IN	4DB30 CTD30IN
B33 CTD33IN	3DB33 CTD33IN	
B36 CTD36IN	3DB36 CTD36IN	

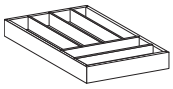

CT18

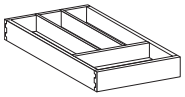

CD18

Cutlery Tray (CT15/CT18) is available on the following cabinets.
To order, use the following codes:

B15 CT15IN	3DB15 CT15IN	4DB15 CT15IN
B18 CT18IN	3DB18 CT18IN	4DB18 CT18IN

Cutlery Drawer (CD12/CD15/CD18/CD21/CD24/CD27/CD30/CD33/CD36) is available on the following cabinets. The Cutlery Drawer replaces the drawer box and has full extension soft close drawer slides.
To order, use the following codes:

B12 CD12IN	3DB12 CD12IN	4DB12 CD12IN	BWPS12 CD12IN
B15 CD15IN	3DB15 CD15IN	4DB15 CD15IN	BWPS15 CD15IN
B18 CD18IN	3DB18 CD18IN	4DB18 CD18IN	BWPS18 CD18IN
B21 CD21IN	3DB21 CD21IN	4DB21 CD21IN	BWPS21 CD21IN
B24 CD24IN	3DB24 CD24IN	4DB24 CD24IN	BWPS24SD CD24IN
B27 CD27IN	3DB27 CD27IN	4DB27 CD27IN	BWPS27 CD27IN
B30 CD30IN	3DB30 CD30IN	4DB30 CD30IN	BWPS30 CD30IN
B33 CD33IN	3DB33 CD33IN		BWPS33 CD33IN
B36 CD36IN	3DB36 CD36IN		BWPS36 CD36IN

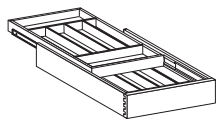

WTCT18

Tiered Wood Cutlery Tray (WTCT15/WTCT18/WTCT21/WTCT24) is available on the following cabinets.
To order, use the following code:

B15 WTCT15IN	3DB15 WTCT15IN	4DB15 WTCT15IN	B18WB WTCT18IN
B18 WTCT18IN	3DB18 WTCT18IN	4DB18 WTCT18IN	
B21 WTCT21IN	3DB21 WTCT21IN	4DB21 WTCT21IN	
B24 WTCT24IN	3DB24 WTCT24IN	4DB24 WTCT24IN	

Pricing
Installation Charge: $100 List per cabinet

Cabinet List Price +
Accessory Kit List Price +
Installation Charge per cabinet

For Example: B15 CT15IN

Cabinet List Price	$ 400
CT15 List Price	$ 141
Installation Charge	$ 100
Total List Price	$ 641

CTWIN — Cutlery Drawer Walnut Inserts Installed

Many base cabinets can have the Cutlery Tray Walnut Drawer Organizer Inserts Installed. The kit will be installed in the top drawer ONLY. Kits are available in Walnut only. This option is not available in combination with Box Only, Full Height Door, Front Only, Face Frame Only, Reduced Depth, Reduced Depth Drawer, Void Top Drawer Box, Wide Top Rail or with any other kit that installs into the top drawer.

To order, use the following codes:

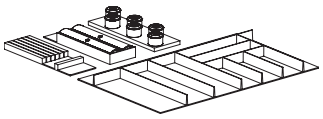

39" and 36" Cutlery Tray Walnut with Knife Block, Wrap Holder and Stainless Steel Containers

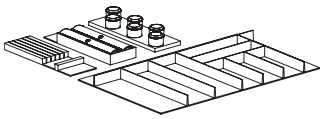

39" and 36" Cutlery Tray Walnut with Knife Block, Wrap Holder and Glass Containers

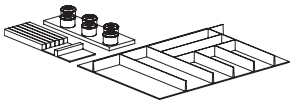

33" and 30" Cutlery Tray Walnut with Knife Block and Stainless Steel Containers

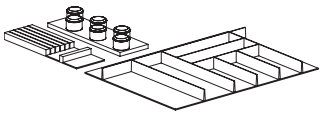

33" and 30" Cutlery Tray Walnut with Knife Block and Glass Containers

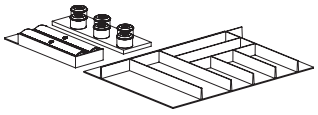

33" and 30" Cutlery Tray Walnut with Wrap Holder and Stainless Steel Containers

Item Code	Description	List Price Including Installation Charge
CTWKBWHSSC39	Cutlery Tray Walnut with Knife Block, Wrap Holder & Stainless Steel Containers	$1055
CTWKBWHGC39	Cutlery Tray Walnut with Knife Block, Wrap Holder & Glass Containers	$1132
CTWKBWHSSC36	Cutlery Tray Walnut with Knife Block, Wrap Holder & Stainless Steel Containers	$1055
CTWKBWHGC36	Cutlery Tray Walnut with Knife Block, Wrap Holder & Glass Containers	$1132
CTWKBSSC33	Cutlery Tray Walnut with Knife Block & Stainless Steel Containers	$ 904
CTWKBGC33	Cutlery Tray Walnut with Knife Block & Glass Containers	$ 982
CTWWHSSC33	Cutlery Tray Walnut with Wrap Holder & Stainless Steel Containers	$ 962
CTWWHGC33	Cutlery Tray Walnut with Wrap Holder & Glass Containers	$1040
CTWKBWH33	Cutlery Tray Walnut with Knife Block & Wrap Holder	$ 726
CTWKBSSC30	Cutlery Tray Walnut with Knife Block & Stainless Steel Containers	$ 904
CTWKBGC30	Cutlery Tray Walnut with Knife Block & Glass Containers	$ 982
CTWWHSSC30	Cutlery Tray Walnut with Wrap Holder & Stainless Steel Containers	$ 962
CTWWHGC30	Cutlery Tray Walnut with Wrap Holder & Glass Containers	$1040
CTWKBWH30	Cutlery Tray Walnut with Knife Block & Wrap Holder	$ 726
CTWKBSSC27	Cutlery Tray Walnut with Knife Block & Stainless Steel Containers	$ 796
CTWKBGC27	Cutlery Tray Walnut with Knife Block & Glass Containers	$ 873
CTWWHSSC27	Cutlery Tray Walnut with Wrap Holder & Stainless Steel Containers	$ 854
CTWWHGC27	Cutlery Tray Walnut with Wrap Holder & Glass Containers	$ 931
CTWKBWH27	Cutlery Tray Walnut with Knife Block & Wrap Holder	$ 618
CTWKBSSC24	Cutlery Tray Walnut with Knife Block & Stainless Steel Containers	$ 796
CTWKBGC24	Cutlery Tray Walnut with Knife Block & Glass Containers	$ 873
CTWWHSSC24	Cutlery Tray Walnut with Wrap Holder & Stainless Steel Containers	$ 854
CTWWHGC24	Cutlery Tray Walnut with Wrap Holder & Glass Containers	$ 931
CTWKBWH24	Cutlery Tray Walnut with Knife Block & Wrap Holder	$ 618
CTWKB21	Cutlery Tray Walnut with Knife Block	$ 372
CTWGC21	Cutlery Tray Walnut with Glass Containers	$ 685
CTWSSC21	Cutlery Tray Walnut with Stainless Steel Containers	$ 608
CTWWH21	Cutlery Tray Walnut with Wrap Holder	$ 430
CTWKB18	Cutlery Tray Walnut with Knife Block	$ 372
CTWGC18	Cutlery Tray Walnut with Glass Containers	$ 685
CTWSSC18	Cutlery Tray Walnut with Stainless Steel Containers	$ 608
CTWWH18	Cutlery Tray Walnut with Wrap Holder	$ 430

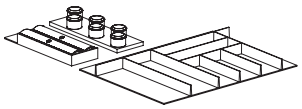

33" and 30" Cutlery Tray Walnut with Wrap Holder and Glass Containers

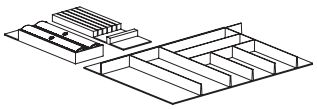

33" and 30" Cutlery Tray Walnut with Wrap Holder and Knife Block

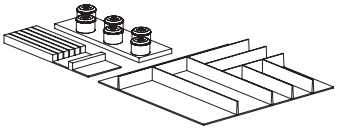

27" and 24" Cutlery Tray Walnut with Knife Block and Stainless Steel Containers

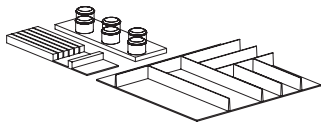

27" and 24" Cutlery Tray Walnut with Knife Block and Glass Containers

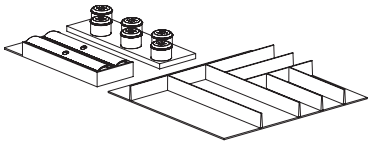

27" and 24" Cutlery Tray Walnut with Wrap Holder and Stainless Steel Containers

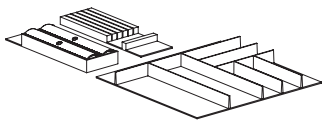

27" and 24" Cutlery Tray Walnut with Wrap Holder and Knife Block

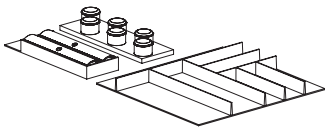

27" and 24" Cutlery Tray Walnut with Wrap Holder and Glass Containers

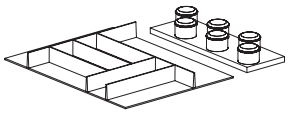

21" and 18" Cutlery Tray Walnut with Glass Containers

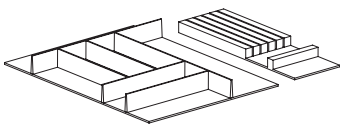

21" and 18" Cutlery Tray Walnut with Knife Block

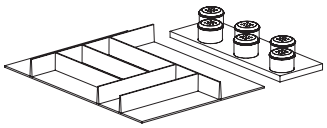

21" and 18" Cutlery Tray Walnut with Stainless Steel Containers

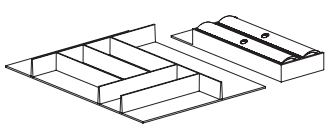

21" and 18" Cutlery Tray Walnut with Wrap Holder

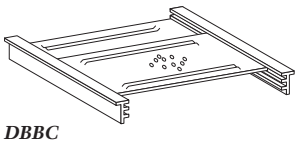

DBBC

DBBCIN — Drawer Bread Box Cover Installed

The following drawer base cabinets are available with the Drawer Bread Box Cover Installed in the cabinet. The Drawer Bread Box Cover (DBBC15/DBBC18/DBBC21) will be installed in bottom drawer only. When ordering, please note that the Drawer Bread Box Cover will be clear plastic. Not available with Reduced Depth Drawer or Modify Depth option less than 24″. **INSET:** Not available.

To order, use the following codes:
DBBCIN — Drawer Bread Box Cover Installed

Available Cabinets:	Example:
3DB15	3DB15 DBBCIN
3DB18	3DB18 DBBCIN
3DB21	3DB21 DBBCIN

Pricing
Installation Charge: $100 List per cabinet

Cabinet List Price +
Accessory Kit List Price +
Installation Charge per cabinet

For Example: 3DB15 DBBCIN

Cabinet List Price	$ 800
DBBC List Price	$ 215
Installation Charge	$ 100
Total List Price	$1115

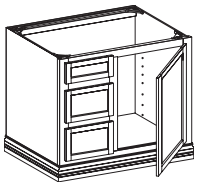

VSDB36L VTK
DBP4IN-CBM

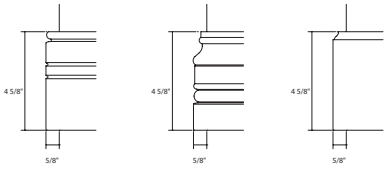

DBP4-BM ***DBP4-CBM*** ***DBP4-FBM***

DBP4IN — Decorative Base Platform Installed

Available on vanity cabinets. Not available on Curved Vanity Cabinets. This option applies base moulding around the bottom of the vanity. This option requires that VTK and FME options be applied to the cabinet.

To order, use the following item codes with the cabinet item code:

Codes	**Description**	**Pricing per sq. ft.**
DBP4IN-FBM	— Decorative Base Platform with Furniture Base Moulding Installed	$35 List
DBP4IN-CBM	— Decorative Base Platform with Classic Base Moulding Installed	$50 List
DBP4IN-BM	— Decorative Base Platform with Base Moulding Installed	$35 List

For Example: VSDB36L VTK DBP4IN-CBM

To calculate the price:
The Decorative Base Platform is price by square feet. There is a minimum charge of eight (8) square feet. For measurements greater that 8 sq. ft., use the individual moulding list price times the number of square feet.

Example:
Cabinet size
60″ x 21″= 1260 ÷ 144 = 8.75 x $50 List = $437.50 List

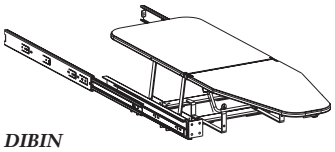

DIBIN

DIBIN — Drawer Ironing Board Installed

The Drawer Ironing Board will fit in a B18 or B21. It is available for the top drawer only. This kit replaces the drawer. Not available with Reduced Depth, Reduced Depth Drawer or Box Only options.

To order, use the following code:
DIBIN — Drawer Ironing Board Installed
For Example: B21 DIBIN

Pricing
Installation Charge: $200 List per cabinet

Cabinet List Price +
Accessory Kit List Price +
Installation Charge per cabinet

For Example: B21 DIBIN

Cabinet List Price	$1000
DIB List Price	$ 770
Installation Charge	$ 200
Total List Price	$1970

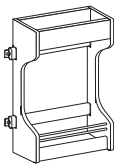

DSK

DSKIN — Door Shelf Kit Installed

The following base cabinets are available with the Door Shelf Kit Installed in the cabinet. The Door Shelf Kit will be installed on the right door of a B36 and SB36 cabinet. Not available in combination with sliding shelves installed option. The Door Shelf Kit is ½" plywood in a natural finish with chrome rails and removable tray.

To order, use the following code:
DSKIN — Door Shelf Kit Installed

Available Cabinets:	Example:
B18	B18 DSKIN
B36	B36 DSKIN
SB36	SB36 DSKIN

Pricing
Installation Charge: $100 List per cabinet

Cabinet List Price +
Accessory Kit List Price +
Installation Charge per cabinet

For Example: B18 DSKIN

Cabinet List Price	$1000
DSK List Price	$ 148
Installation Charge	$ 100
Total List Price	$1248

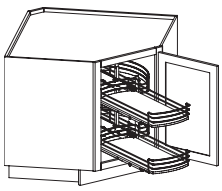

DSOIN

DSOIN — Diagonal Slide Out Installed

The following Diagonal Corner Base Cabinets are available with the Diagonal Slide Out Installed. When this kit is installed, the adjustable shelf will be removed. The slide out rotates to allow access to the interior side shelves. The slide out is natural finished wood with powder coat gray rails. Not available with Box Only or Reduced Depth options.

To order, use the following codes:
DSOIN — Diagonal Slide Out Installed

Available Cabinets:	Example:
DCSB39	DCSB39 DSOIN
DCSB39FH	DCSB39FH DSOIN
DCSB42	DCSB42 DSOIN
DCSB42FH	DCSB42FH DSOIN

Pricing
Installation Charge: $100 List per cabinet

Cabinet List Price +
Accessory Kit List Price +
Installation Charge per cabinet

For Example: DCSB39FH DSOIN

Cabinet List Price	$1500
DSO List Price	$2183
Installation Charge	$ 100
Total List Price	$3783



DTA

DTAIN — Drip Tray Almond Installed

The following base cabinets are available with the Drip Tray Almond Installed in the cabinet. It will be installed on the floor of the sink base. This option is only available for 21" and 24" depth cabinets.

To order, use the following code:
DTAIN — Drip Tray Almond Installed
For Example: SB33 DTAIN

Available Cabinets:

SB27	VS24SD	VS30B	VS33BH
SB30	VS27	VS33B	VS36BH
SB33	VS30	VS36B	VS21BBH
SB36	VS33	VS21BH	VS24BBH
SB39	VS36	VS24BH	VS27BBH
SB42	VS21B	VS24SDBH	VS30BBH
VS21	VS24B	VS27BH	VS33BBH
VS24	VS27B	VS30BH	VS36BBH

Pricing
Installation Charge: $100 List per cabinet

Cabinet List Price +
Accessory Kit List Price +
Installation Charge per cabinet

For Example: SB33 DTAIN

Cabinet List Price	$1000
DTAIN Option Price	$ 135
Installation Charge	$ 100
Total List Price	$1235

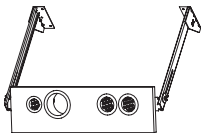



HAHAIN

HAHAIN — Hair Appliance Hide Away Installed

This kit allows the storage of Hair Dryers, Curling Irons and Straighteners in typically unused space behind the blank front of most Vanity Sink Bases. A tilt out caddy holds not only the appliances but also has wrap arounds to hold the cords and keep them from tangling together.

To order, use the following code:
HAHAIN — Hair Appliance Hide Away Installed
For Example: VS24B HAHAIN

Available Cabinets:

VS24B	VS3DB48BH	VSDB36L18BH	VSDB48BH
VS24B18	VS3DB6018DBBH	VSDB36LBH	VSDB54
VS24B18BH	VS3DB6018SBBH	VSDB36R	VSDB5418
VS24BBH	VS3DB60DBBH	VSDB36R18	VSDB5418BH
VS27B	VS3DB60SBBH	VSDB36R18BH	VSDB54BH
VS27B18	VS3DB7218DBBH	VSDB36RBH	VSDB6018DB
VS27B18BH	VS3DB72DBBH	VSDB39L	VSDB6018DBBH
VS27BBH	VSB48D3	VSDB39L18	VSDB60DB
VS3DB36L18BH	VSB48D3BH	VSDB39L18BH	VSDB60DBBH
VS3DB36LBH	VSB54	VSDB39LBH	VSDB60SB
VS3DB36R18BH	VSB54BH	VSDB39R	VSDB60SBBH
VS3DB36RBH	VSB60	VSDB39R18	VSDB60SBT
VS3DB39L18BH	VSB60BH	VSDB39R18BH	VSDB60SBTBH
VS3DB39LBH	VSB72	VSDB39RBH	VSDB7218DB
VS3DB39R18BH	VSB72BH	VSDB48	VSDB7218DBBH
VS3DB39RBH	VSDB36L	VSDB4818	VSDB72DB
VS3DB4818BH	VSDB36L18	VSDB4818BH	VSDB72DBBH

Pricing
Installation Charge: $100 List per cabinet

Cabinet List Price +
Accessory Kit List Price +
Installation Charge per cabinet
For Example: VS24B HAHAIN

Cabinet List Price	$ 600
HAHA List Price	$ 535
Installation Charge	$ 100
Total List Price	$1235

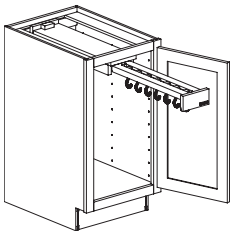

B24SD FH HPOIN

HPOIN — Hanging Pullout Organizer Installed

Many full height base cabinets 18″ wide and wider, Broom Cabinets and Combination Broom Cabinets are available with the Hanging Pullout Organizer Installed. This natural maple pullout contains 7 weighted hooks that can support up to a total of 100 pounds. Multi-purpose hooks allow storage of everything from pans to purses. Remember when storing pans to take into account the diameter of the pan versus the frame opening of the cabinet. This option is not available in combination with Front Only, Face Frame Only or MD options.

To order, use the following code:
HPOIN — Hanging Pullout Organizer Installed
For Example: B24SD FH HPOIN

List Price Including Installation Charge
$800

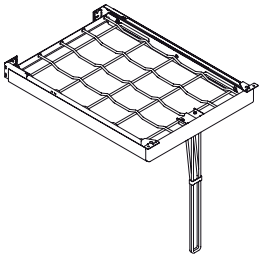

HPPO

HPPOIN — Hanging Pot and Pan Organizer Installed

21″ wide utility cabinets are available with the Hanging Pot and Pan Organizer Installed in the cabinet. The HPPO will be installed at the top of the upper section of a utility cabinet. Hanging Pot and Pan Organizer is natural finished wood with powdercoat gray accents and includes six hooks with rubber grips. Not available with Box Only, Inverted Frame or Reduced Depth options.

To order, use the following code:
HPPOIN — Hanging Pot and Pan Organizer Installed
For Example: U219024 HPPOIN

Pricing
Installation Charge: $100 List per cabinet

Cabinet List Price +
Accessory Kit List Price +
Installation Charge per cabinet

For Example: U219024 HPPOIN

Cabinet List Price	$1300
HPPO21 List Price	$ 649
Installation Charge	$ 100
Total List Price	$2049



KD

KDIN — Knife Divider Installed

The Knife Divider Installed option is only available for installation in a B24 cabinet. The Knife Divider Kit will be installed in the top drawer only. When ordering, please note that the Knife Divider has a plywood base with solid wood dividers in a natural finish. Not available with Reduced Depth Drawer or Modify Depth option less than 24″.

To order, use the following code:
KDIN — Knife Divider Installed
For Example: B24 KDIN

Pricing
Installation Charge: $100 List per cabinet

Cabinet List Price +
Accessory Kit List Price +
Installation Charge per cabinet

For Example: B24 KDIN

Cabinet List Price	$ 800
KD List Price	$ 169
Installation Charge	$ 100
Total List Price	$1069



KDWR18

KDWRIN — Knife Drawer Installed

Many cabinets can get the Knife Drawer installed. Available for the top drawer only. Drawers are natural finished. Knife Drawer (KDWR24/KDWR21/KDWR18/KDWR15) is available on the following cabinets. This kit replaces the drawer box and has full extension soft close guides. Not available with Reduced Depth Drawer, Modify Depth option less than 24″ or the Box Only option.

To order, use the following codes:

B15 KDWR15IN	3DB15 KDWR15IN	4DB15 KDWR15IN
B18 KDWR18IN	3DB18 KDWR18IN	4DB18 KDWR18IN
B21 KDWR21IN	3DB21 KDWR21IN	4DB21 KDWR21IN
B24 KDWR24IN	3DB24 KDWR24IN	4DB24 KDWR24IN

Pricing
Installation Charge: $100 List per cabinet

Cabinet List Price +
Accessory Kit List Price +
Installation Charge per cabinet

For Example: B15 KDWR15IN

Cabinet List Price	$ 400
KDWR15 List Price	$ 169
Installation Charge	$ 100
Total List Price	$ 669

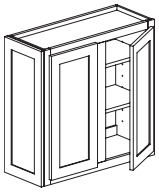

Wall Cabinet with Matching End Left

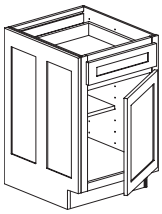

Base Cabinet with Matching End Left

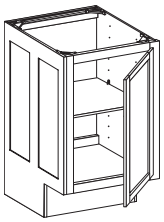

Active Living Base Cabinet with Matching End Left



Tall Cabinet with Matching End Left

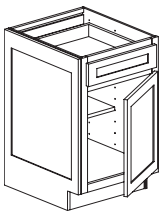

Vanity Cabinet with Matching End Left

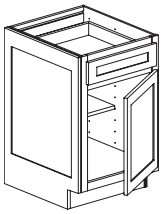

Desk Cabinet with Matching End Left

MWEPIN — Matching Wall End Panel Installed
MBEPIN — Matching Base End Panel Installed
ACMBEPIN — Active Living Matching Base End Panel Installed
ACMTEPIN — Active Living Matching Tall End Panel Installed
MTEPIN — Matching Tall End Panel Installed
MVEPIN — Matching Vanity End Panel Installed
MVLCEPIN — Matching Vanity Linen End Panel Installed
MDEPIN — Matching Desk End Panel Installed

Many cabinets can be ordered with Matching End Panels Installed on the cabinet. When choosing this option you must select right or left for the desired side of application. Matching End Panel Installed is available with Reduced Depth and Increased Depth options. When ordering a Matching Wall End Panel Installed (MWEPIN), a Flush Cabinet End (FCE) for the side specified will be included for full overlay door styles only. Matching End Panels Installed combined with VTK–Void Toe Kick or RTK–Recessed Toe Kick options will be modified to match the cabinet by removing the amount of the toe kick from the panel. Not available with Toe Kick Unattached option or corner cabinets. **INSET:** Use codes beginning with 'I'.

To order, use the following code with cabinet item code:
MWEPLIN — Matching Wall End Panel Installed
For Example: W3030 MWEPLIN
See below for the complete list of ordering codes.

Codes	Description	List Price Including Installation Charge
MWEPLIN	Walls 12″— 36″ High	$392
IMWEPLIN		$510
MWEPRIN		$392
IMWEPRIN		$510
MWLEPLIN	Walls 39″— 60″ High	$541
IMWLEPLIN		$703
MWLEPRIN		$541
IMWLEPRIN		$703
MBEPLIN	Bases — two panel	$519
IMBEPLIN		$675
MBEPRIN		$519
IMBEPRIN		$675
MBEPSDLIN	Bases — single panel	$502
MBEPSDRIN		$502
ACMBEPLIN	Active Living Bases	$519
ACMBEPRIN		$519
ACMTEPLIN	Active Living Talls	$925
ACMTEPRIN		$925
MTEPLIN	Talls	$925
IMTEPLIN		$1203
MTEPRIN		$925
IMTEPRIN		$1203
MTEPD3LIN	Utilities with Three Drawers	$925
IMTEPD3LIN		$1203
MTEPD3RIN		$925
IMTEPD3RIN		$1203
MVEPLIN	Vanities	$446
IMVEPLIN		$580
MVEPRIN		$446
IMVEPRIN		$580
MVEPBHLIN	Vanities — base height	$478
IMVEPBHLIN		$621
MVEPBHRIN		$478
IMVEPBHRIN		$621
MVLCEPLIN	Vanity Linen	$952
IMVLCEPLIN		$1238
MVLCEPRIN		$952
IMVLCEPRIN		$1238
MVLCEPBHLIN	Vanity Linen — base height	$952
IMVLCEPBHLIN		$1238
MVLCEPBHRIN		$952
IMVLCEPBHRIN		$1238
MDEPLIN	Desks	$446
IMDEPLIN		$580
MDEPRIN		$446
IMDEPRIN		$580

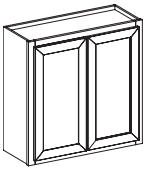

W3030 2MTLDINSGV

MTLDINSG — Metal Doors Installed Satin Glass
MTLDFGINSG — Metal Doors Full Glass Installed Satin Glass
MTLDINRG — Metal Doors Installed Reeded Glass
MTLDFGINRG — Metal Doors Full Glass Installed Reeded Glass

Metal Doors & Metal Doors Full Glass Installed with Satin Glass or Reeded Glass are available on designated cabinets. When ordering this option, ALL standard doors will be replaced with Metal Doors or Metal Doors Full Glass with either Satin Glass or Reeded Glass. **INSET:** Not available.

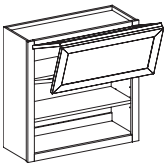

WDVC3030 2MTLDINSGH

To order Metal Doors with Satin Glass, use the following codes with the cabinet item code:

1MTLDINSGV/1MTLDFGINSGV — Vertical Door Installed on Single Door Cabinets (Satin Glass Included)
Available on: W1530, W1536, W1539, W1542, W1830, W1836, W1839, W1842, DC2430, DC2436, DC2439, DC2442, DC2730, DC2736, DC2739, DC2742
When choosing this option, the DC2730, DC2736, DC2739 and DC2742 will have 14⅝" metal doors.

1MTLDINSGH/1MTLDFGINSGH —Horizontal Door Installed on Single Door Cabinets (Satin Glass Included)
Available on: WVC3015, WVC3615, WVC3018, WVC3618, WTC1515, WTC2415, WTC3015, WTC3615, WTC1518, WTC2418, WTC3018, WTC3618

1MTLDINSGT/1MTLDFGINSGT — Vertical Door Installed on Tall Single Door Pantry Wall Cabinets (Satin Glass Included)
Available on: PW1548, PW1554, PW1557, PW1560, PW1848, PW1854, PW1857, PW1860

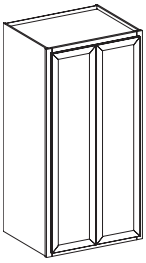

PW3060 2MTLDINSGT

2MTLDINSGV/2MTLDFGINSGV — Vertical Doors Installed on Two Door Wall and Single Door Wall with Peninsula option Cabinets (Satin Glass Included)
Available on: W3030, W3036, W3039, W3042, W3630, W3636, W3639, W3642 and W1530 P, W1536 P, W1539 P, W1542 P, W1830 P, W1836 P, W1839 P, W1842 P

2MTLDINSGH/2MTLDFGINSGH — Horizontal Doors Installed on Two Door Cabinets (Satin Glass Included)
Available on: WDVC3030, WDVC3630

2MTLDINSGT/2MTLDFGINSGT —Vertical Doors Installed on Tall Two Door Pantry Wall Cabinets (Satin Glass Included)
Available on: PW3048, PW3054, PW3057, PW3060, PW3648, PW3654, PW3657, PW3660

3MTLDINSGV/3MTLDFGINSGV —Vertical Doors Installed on Three Door Cabinets (Satin Glass Included)
Available on: W4530, W4536, W4830, W4836

4MTLDINSGV/4MTLDFGINSGV —Vertical Doors on Two Door Wall Cabinets with Peninsula option (Satin Glass Included)
Available on: W3030 P, W3036 P, W3039 P, W3042 P, W3630 P, W3636 P, W3639 P, W3642 P

6MTLDINSGV/6MTLDFGINSGV —Vertical Doors on Three Door Wall Cabinets with Peninsula option (Satin Glass Included)
Available on: W4530 P, W4536 P, W4830 P, W4836 P

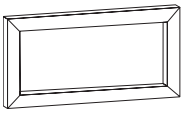

SGH

To order Metal Doors with Reeded Glass, use the following codes with the cabinet item code:

1MTLDINRGV/1MTLDFGINRGV —Vertical Door Installed on Single Door Cabinets (Reeded Glass Included)
Available on: W1530, W1536, W1539, W1542, W1830, W1836, W1839, W1842, DC2430, DC2436, DC2439, DC2442, DC2730, DC2736, DC2739, DC2742
When choosing this option, the DC2730, DC2736, DC2739 and DC2742 will have 14⅝" metal doors.

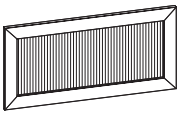

RGH

1MTLDINRGH/1MTLDFGINRGH—Horizontal Door Installed on Single Door Cabinets (Reeded Glass Included)
Available on: WVC3015, WVC3615, WVC3018, WVC3618, WTC1515, WTC2415, WTC3015, WTC3615, WTC1518, WTC2418, WTC3018, WTC3618.

1MTLDINRGT/1MTLDFGINRGT —Vertical Door Installed on Tall Single Door Pantry Wall Cabinets (Reeded Glass Included)
Available on: PW1548, PW1554, PW1557, PW1560, PW1848, PW1854, PW1857, PW1860

2MTLDINRGV/2MTLDFGINRGV —Vertical Door Installed on Two Door Wall and Single Door Wall with Peninsula option Cabinets (Reeded Glass Included)
Available on: W3030, W3036, W3039, W3042, W3630, W3636, W3639, W3642 and W1530 P, W1536 P, W1539 P, W1542 P, W1830 P, W1836 P, W1839 P, W1842 P



FGIN SGH



FGIN RGH

2MTLDINRGH/2MTLDFGINRGH—Horizontal Door Installed on Two Door Cabinets (Reeded Glass Included)
Available on: WDVC3030, WDVC3630

2MTLDINRGT/2MTLDFGINRGT —Vertical Door Installed on Tall Two Door Pantry Wall Cabinets (Reeded Glass Included)
Available on: PW3048, PW3054, PW3057, PW3060, PW3648, PW3654, PW3657, PW3660

3MTLDINRGV/3MTLDFGINRGV—Vertical Door Installed on Three Door Wall Cabinets (Reeded Glass Included)
Available on: W4530, W4536, W4830, W4836

4MTLDINRGV/4MTLDFGINRGV — Vertical Doors Installed on Two Door Wall Cabinets with Peninsula option (Reeded Glass Included)
Available on: W3030 P, W3036 P, W3039 P, W3042 P, W3630 P, W3636 P, W3639 P, W3642 P

6MTLDINRGV/6MTLDFGINRGV — Vertical Doors Installed on Three Door Wall Cabinets with Peninsula option (Reeded Glass Included)
Available on: W4530 P, W4536 P, W4830 P, W4836 P

MTLDINSG Satin Glass Pricing

1MTLDINSGV/1MTLDFGINSGV – Vertical Door Installed	$1,080 List
1MTLDINSGH/1MTLDFGINSGH – Horizontal Door Installed	$1,440 List
1MTLDINSGT/1MTLDFGINSGT – Vertical Door Installed	$1,380 List
2MTLDINSGV/2MTLDFGINSGV – 2 Vertical Doors Installed	$2,160 List
2MTLDINSGH/2MTLDFGINSGH – 2 Horizontal Doors Installed	$2,760 List
2MTLDINSGT/2MTLDFGINSGT – 2 Vertical Doors Installed	$2,700 List
3MTLDINSGV/3MTLDFGINSGV – 3 Vertical Doors Installed	$3,240 List
4MTLDINSGV/4MTLDFGINSGV – 4 Vertical Doors Installed	$4,320 List
6MTLDINSGV/6MTLDFGINSGV – 6 Vertical Doors Installed	$6,480 List

MTLDINRG Reeded Glass Pricing

1MTLDINRGV/1MTLDFGINRGV – Vertical Door Installed	$1,170 List
1MTLDINRGH/1MTLDFGINRGH – Horizontal Door Installed	$1,440 List
1MTLDINRGT/1MTLDFGINRGT – Vertical Door Installed	$1,440 List
2MTLDINRGV/2MTLDFGINRGV – 2 Vertical Doors Installed	$2,340 List
2MTLDINRGH/2MTLDFGINRGH – 2 Horizontal Doors Installed	$2,760 List
2MTLDINRGT/2MTLDFGINRGT – 2 Vertical Doors Installed	$2,940 List
3MTLDINRGV/3MTLDFGINRGV – 3 Vertical Doors Installed	$3,510 List
4MTLDINRGV/4MTLDFGINRGV – 4 Vertical Doors Installed	$4,560 List
6MTLDINRGV/6MTLDFGINRGV – 6 Vertical Doors Installed	$5,610 List



MVBK

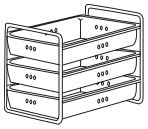

PVBK

MVBKIN/PVBKIN — Vegetable Bin Kit Installed

The following base cabinets are available with the Vegetable Bin Kit Installed in the cabinet. When this kit is installed in a B18, B24, B27 and B36, the adjustable shelf will be removed. The Vegetable Bin Kit will be installed on the right side of the B24, B27 and B36 cabinets. The kit will be installed on the cabinet floor of a U188424 cabinet and bottom shelf will be moved up. The MVBK is gray powdercoat. **INSET:** Only available for full height door base cabinet.

To order, use the following code:
MVBKIN — Metal Vegetable Bin Kit Installed
PVBKIN — Plastic Vegetable Bin Kit Installed

Available Cabinets:	Example:
B18	B18 MVBKIN
B24	B24 MVBKIN
B27	B27 MVBKIN
B36	B36 MVBKIN
U188424	U188424 MVBKIN
B18	B18 PVBKIN
B24	B24 PVBKIN
B27	B27 PVBKIN
B36	B36 PVBKIN
U188424	U188424 PVBKIN

Pricing
Installation Charge: $100 List per cabinet

Cabinet List Price +
Accessory Kit List Price +
Installation Charge per cabinet

For Example: B18 MVBKIN

Cabinet List Price	$ 600
MVBK List Price	$ 421
Installation Charge	$ 100
Total List Price	$1121



VB27 WTR
ONLAYCATIN

ONLAYIN — Applied Only

This option attaches onlays to base/office/vanity cabinets specified with WTR — Wide Top Rail option. The onlays will be centered vertically and horizontally. The Acanthus Trim Onlay and the Acanthus Onlay are not available for cabinets less than 12″ wide. The Carved Acanthus Trim Onlay, Large Acanthus Onlay, Large Grape Onlay, Large Olive Leaf Onlay and the Large Woven Onlay are not available on cabinets less than 24″ wide.

To order, use the following item codes with the cabinet item code:

Codes	Description	List Price Including Installation Charge
ONLAYACTIN	— Acanthus Trim Onlay Installed	$136
ONLAYCATIN	— Carved Acanthus Trim Onlay Installed	$789
ONLAYACIN	— Acanthus Onlay Installed	$128
ONLAYAHIN	— Large Acanthus Onlay Installed	$659
ONLAYGPMIN	— Medium Grape Onlay Installed	$199
ONLAYGPLIN	— Large Grape Onlay Installed	$659
ONLAYOLLIN	— Large Olive Leaf Onlay Installed	$875
ONLAYSBIN	— Starburst Onlay Installed	$140
ONLAYWVIN	— Large Woven Onlay Installed	$488
For Example:	VB27 WTR ONLAYCATIN	



ONLAYACT



ONLAYCAT



ONLAYAH



ONLAYAC



ONLAYWV



ONLAYOLL



ONLAYSB



ONLAYGPL



ONLAYGPM

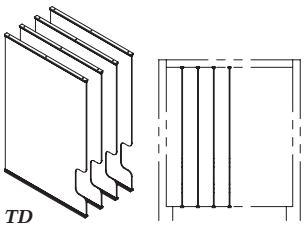

TD

OTDIN — Oven Tray Divider Installed

This option is available for installation in the top section of all oven cabinets, refrigerator wall cabinets and base tray cabinets. A set of 4 natural finished wood tray dividers will be installed on the left hand side of refrigerator wall cabinets and the top section of oven cabinets. For base tray cabinets the 9″ wide will get a single divider, the 12″ wide will contain two (2) dividers and the 15″ wide will have three (3) dividers installed. When this kit is installed, it will eliminate the adjustable shelf.

To order, use the following code:
OTDIN — Oven Tray Divider Installed
For Example: DO308424 OTDIN

Pricing
Installation Charge: $100 List per cabinet

Cabinet List Price +
Accessory Kit List Price +
Installation Charge per cabinet

For Example: DO308424 OTDIN

Cabinet List Price	$2000
TD List Price	$ 259
Installation Charge	$ 100
Total List Price	$2959

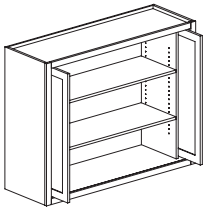

W3030WCM PDIN

PDIN — Pocket Doors Installed

This option changes the standard doors of the cabinet into pocket doors that slide into the cabinet ouf of the tray. Cabinet will have an inset appearance with a shelf insert that provides the necessary room for the doors to slide into the cabinet. This option is not available with Modify Depth less than 15″, with any kits that attach to the doors, Void Door or Box Only options..

To order, use the following code with the cabinet item code:
PDIN — Pocket Doors Installed
For Example: W3030WCM ID15 PDIN

Pricing
Installation Charge: $100 List per cabinet

Cabinet List Price +
Option List Price +
Installation Charge per cabinet

For Example: W3030WCM ID15 PDIN

Cabinet List Price	$ 500
PDIN List Price	$ 225
Installation Charge	$ 100
Total List Price	$ 825

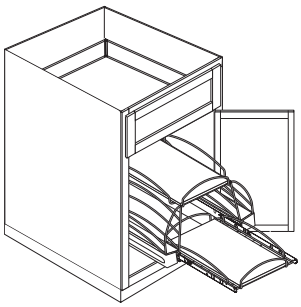

B24SD PPLC24IN

PPLCIN — Pot, Pan and Lid Caddy Installed

Available for B24 and B30WCM cabinets. When kit is installed, it eliminates the adjustable shelf. Pot, Pan and Lid Caddy is natural finished wood with gray powdercoat accents and will be floor mounted. This option is not available with Modified Depth less than 24″ or Box Only options.

To order, use the following code with the cabinet item code:
PPLC24IN — 24″ Pot, Pan, Lid Caddy Installed
PPLC30IN — 30″ Pot, Pan, Lid Caddy Installed

Available Cabinets:	Example:
B24	B24 PPLC24IN
B24SD	B24SD PPLC24IN
B30WCM	B30WCM PPLC30IN

Pricing
Installation Charge: $100 List per cabinet

Cabinet List Price +
Accessory Kit List Price +
Installation Charge per cabinet

For Example: B24 PPLC24IN

Cabinet List Price	$ 800
PPLC24 List Price	$ 953
Installation Charge	$ 100
Total List Price	$1853

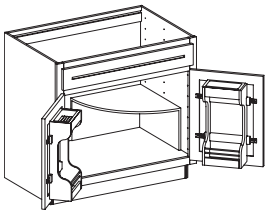

SB36WCM SBSKIN

SBSKIN — Sink Base Storage Kit Installed

This option is available for SB36 and SB36WCM. The kit includes two Door Shelf Kits installed to the doors and a Sink Base Storage Shelf installed in the right hand corner. This option is not available with any other kits installed or with Modified Depth less than 24″ or Box Only options.

To order, use the following code with the cabinet item code:
SBSKIN—Sink Base Storage Kit Installed
For Example: SB36WCM SBSKIN

Pricing
Installation Charge: $200 List per cabinet

Cabinet List Price +
Accessory Kit List Price +
Installation Charge per cabinet

For Example: SB36WCM SBSKIN

Cabinet List Price	$ 700
Accessory List Price	$ 596
Installation Charge	$ 200
Total List Price	$1496

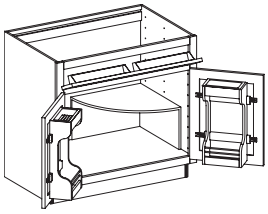

SB36WCM SBSKTIN

SBSKTIN — Sink Base Storage Kit with Trays Installed

This option is available for SB36 and SB36WCM. The kit includes two Door Shelf Kits installed to the doors, a Sink Base Storage Shelf installed in the right hand corner and two stainless Tilt Out Trays installed behind the blank front. This option is not available with any other kits installed or with Wide Top Rail, Modified Depth less than 24″ or Box Only options.

To order, use the following code with the cabinet item code:
SBSKTIN—Sink Base Storage Kit with Trays Installed
For Example: SB36WCM SBSKTIN

Pricing
Installation Charge: $200 List per cabinet

Cabinet List Price +
Accessory Kit List Price +
Installation Charge per cabinet

For Example: SB36WCM SBSKTIN

Cabinet List Price	$ 700
Accessory List Price	$ 700
Installation Charge	$ 200
Total List Price	$1600

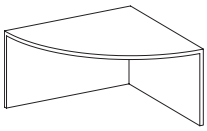

SBSS

SBSSIN — Sink Base Storage Shelf Installed

This option is available for SB36 and SB36WCM. The kit includes a Sink Base Storage Shelf installed in the right hand corner. The shelf is ½″ plywood. This option is not available with any other kits installed or with Modified Depth less than 24″ or Box Only options.

To order, use the following code with the cabinet item code:
SBSSIN—Sink Base Storage Shelf Installed
For Example: SB36WCM SBSSIN

Pricing
Installation Charge: $100 List per cabinet

Cabinet List Price +
Accessory Kit List Price +
Installation Charge per cabinet

For Example: SB36WCM SBSSIN

Cabinet List Price	$ 700
SBSS List Price	$ 300
Installation Charge	$ 100
Total List Price	$1100

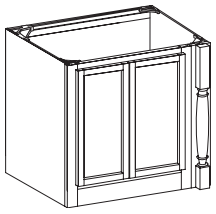

VS27BH WS3R WBR
SCDL234IN–RIGHT

SLIN — Split Leg Installed

This option attaches our current split legs to our 3″ plain Wide Stiles must be combined with the Wide Bottom Rail option. The split legs will be centered. This option is available on all base height vanity cabinets. Legs will protrude 1¼″.

SCDL234IN-LEFT	— Split Classic Decorative Leg Installed Left
SCDL234IN-RIGHT	— Split Classic Decorative Leg Installed Right
SCDL234IN-BOTH	— Split Classic Decorative Leg Installed Both
SFDL234IN-LEFT	— Split Fluted Decorative Leg Installed Left
SFDL234IN-RIGHT	— Split Fluted Decorative Leg Installed Right
SFDL234IN-BOTH	— Split Fluted Decorative Leg Installed Both
SRDL234IN-LEFT	— Split Rope Decorative Leg Installed Left
SRDL234IN-RIGHT	— Split Rope Decorative Leg Installed Right
SRDL234IN-BOTH	— Split Rope Decorative Leg Installed Both
SSDL234IN-LEFT	— Split Shaker Decorative Leg Installed Left
SSDL234IN-RIGHT	— Split Shaker Decorative Leg Installed Right
SSDL234IN-BOTH	— Split Shaker Decorative Leg Installed Both



SCDL234



SFDL234



SSDL234



SRDL234

Pricing
Installation Charge: $100 List per cabinet side

Split Classic Decorative Leg	$224
Split Fluted Decorative Leg	$313
Split Rope Decorative Leg	$345
Split Shaker Decorative Leg	$165

Cabinet List Price +
Option List Price +
Installation Charge per cabinet side

For Example: VS27BH WS3R WBR SCDL234IN-RIGHT

Cabinet List Price	$ 700
WS3R List Price	$ 92
SCDL234 Price	$ 224
Installation Charge	$ 100
Total List Price	$1116

SSDSCIN — Dovetail Full Extension Soft Close Sliding Shelves Installed

All cabinets listed below are available with Dovetail Full Extension Soft Close Sliding Shelves (SSDSC) Installed. When ordering, please note that the placement of the shelves cannot be altered from drawings below. Not available on cabinets less than 18″ deep, Integrated Matching Ends, Box Only or with Door Shelf Kit Installed options. **INSET:** Sliding shelves are not available for 12″ wide cabinets, will be floor mounted or if multiple rows of sliding shelves are ordered, all but the bottom row will be installed on a full depth shelf.

Use the following codes with the cabinet item code:
1SSDSCIN — One Dovetail Full Extension Soft Close Shelf Installed
2SSDSCIN — Two Dovetail Full Extension Soft Close Shelves Installed
3SSDSCIN — Three Dovetail Full Extension Soft Close Shelves Installed
4SSDSCIN — Four Dovetail Full Extension Soft Close Shelves Installed
6SSDSCIN — Six Dovetail Full Extension Soft Close Shelves Installed

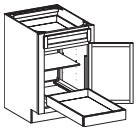

B12 1SSDSCIN

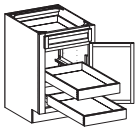

B12 2SSDSCIN

Available Cabinets:
ACB15, ACB18, ACB21, B12, B15, B18, B21, B24SD, DVB15, DVB18, DVB21, VB12, VB15, VB18, VB21, VB12BH, VB15BH, VB18BH, VB21BH, VS18, VS21, VS24SD, VS21B, VS21BBH, VS18BH, VS21BH, VS24SDBH

Examples:
B12 1SSDSCIN or
B12 2SSDSCIN

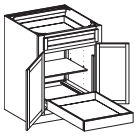

B24 1SSDSCIN

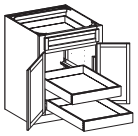

B24 2SSDSCIN

Available Cabinets:
ACB24, ACB27, ACB30, ACB33, ACB36, B24, B27, B30, B33, B36, DVB24, VB24, VB27, VB30, VB33, VB36, VB24BH, VB27BH, VB30BH, VB33BH, VB36BH, VS24, VS27, VS30, VS33, VS36, VS24B, VS27B, VS30B, VS33B, VS36B, VS24BH, VS27BH, VS30BH, VS33BH, VS36BH, VS24BBH, VS27BBH, VS30BBH, VS33BBH, VS36BBH

Examples:
B24 1SSDSCIN or
B24 2SSDSCIN

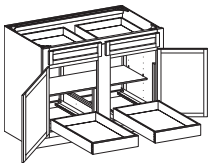

B39 2SSDSCIN

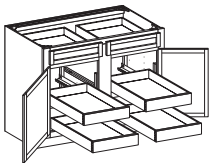

B39 4SSDSCIN

Available Cabinets:
ACB39, ACB42, ACB45, ACB48, B39, B42, B45D2, B48D2, VS39, VS42, VS48D2, VS42B, VS39BH, VS42BH, VS48D2BH, VS42BBH

Examples:
B39 2SSDSCIN or
B39 4SSDSCIN



B45 3SSDSCIN

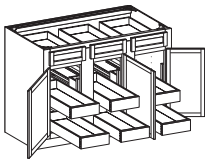

B48 6SSDSCIN

Available Cabinets:
B45, B48,
VS48, VS48BH

Examples:
B45 3SSDSCIN or
B45 6SSDSCIN

Note: If a cabinet with sliding shelves is ordered peninsula style, the sliding shelves will only slide out on one side.

For the oven cabinets with doors, sliding shelves are only available in the lower door section and in quantities of one (1) or two (2).

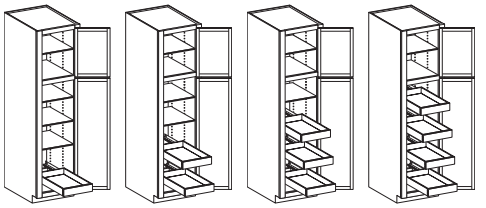

Available Cabinets:
ACU188424, ACU248424SD, ACU188724SD, ACU248724SD, ACU189024, ACU249024SD, ACU189324SD, ACU249324SD, ACU189624, ACU249624SD, U128424, U158424, U188424, U218424, U248424SD, U128724, U158724, U188724, U218724, U248724SD, U129024, U159024, U189024, U219024, U249024SD, U129324, U159324, U189324, U219324, U249324SD, U129624, U159624, U189624, U219624, U249624SD, U1210224, U1510224, U1810224, U2110224, U2410224SD

Examples:
U159024 1SSDSCIN or
U159024 2SSDSCIN or
U159024 3SSDSCIN or
U159024 4SSDSCIN

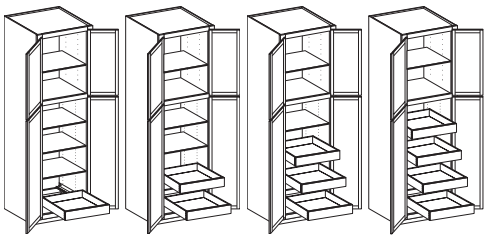

Available Cabinets:
ACU308424, ACU308724, ACU309024, ACU309324, ACU309624, U248424, U278424, U308424, U338424, U368424, U248724, U278724, U308724, U338724, U368724, U249024, U279024, U309024, U339024, U369024, U249324, U279324, U309324, U339324, U369324, U249624, U279624, U309624, U339624, U369624, U2410224, U2710224, U3010224, U3310224, U3610224, SOD278424, SOD308424, SOD338424, SOD368424, SOD398424, SOD278724, SOD308724, SOD338724, SOD368724, SOD398724, SOD279024, SOD309024, SOD339024, SOD369024, SOD399024, SOD279324, SOD309324, SOD339324, SOD369324, SOD399324, SOD279624, SOD309624, SOD339624, SOD369624, SOD399624, TMCD248424, TMCD278424, TMCD308424, TMCD338424, TMCD248724, TMCD278724, TMCD308724, TMCD338724, TMCD249024, TMCD279024, TMCD309024, TMCD339024, TMCD249324, TMCD279324, TMCD309324, TMCD339324, TMCD249624, TMCD279624, TMCD309624, TMCD339624, TMCDT248424, TMCDT278424, TMCDT308424, TMCDT338424, TMCDT248724, TMCDT278724, TMCDT308724, TMCDT338724, TMCDT249024, TMCDT279024, TMCDT309024, TMCDT339024, TMCDT249324, TMCDT279324, TMCDT309324, TMCDT339324, TMCDT249624, TMCDT279624, TMCDT309624, TMCDT339624, MWD278424, MWD308424, MWD338424, MWD368424, MWD398424, MWD278724, MWD308724, MWD338724, MWD368724, MWD398724, MWD279024, MWD309024, MWD339024, MWD369024, MWD399024, MWD279324, MWD309324, MWD339324, MWD369324, MWD399324, MWD279624, MWD309624, MWD339624, MWD369624, MWD399624

Examples:
U249024 1SSDSCIN or
U249024 2SSDSCIN or
U249024 3SSDSCIN or
U249024 4SSDSCIN

Pricing
Installation Charge: $50 List per shelf
Cabinet List Price +
Accessory Kit List Price +
Installation Charge per shelf

For Example: B39 2SSDSCIN

Cabinet List Price	$1400
SSDSC List Price (2)	$ 747
Installation Charge (2)	$ 100
Total List Price	$2247

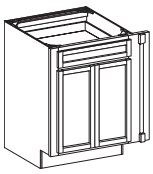

B27 ESR3
RSSPRIN

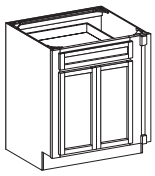

B27 WS3R
RSSPRIN

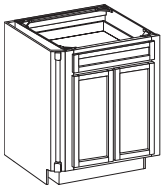

B27 CCL
RSSPLIN



F36W RSSPIN

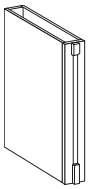

PP34B RSSPIN

SSPIN — Split Spindle/Plinth Installed

Includes split spindle/plinth installed to our 3″ plain extended stiles, 3″ plain wide stiles, 3″ plain clipped corners, 3″ plain fillers and 3″ plain pilasters. It will be centered on extended/wide stile and clipped corners (not including original stile dimension of cabinet). Height is limited to 96″. Available in fluted, rounded or rope split spindle options. Wall, base, tall and vanity cabinets receive a split plinth block at the top and bottom of the split spindle. If added to a cabinet with WBR option, the bottom plinth will be larger. Note: this feature will protrude about 1″ from the face frame of the cabinet.

To order, use the following codes with the cabinet item code:

Fluted Split Spindle/Plinth Installed
FSSPIN — Fluted Split Spindle/Plinth Installed (For fillers and pilasters only)
FSSPLIN — Fluted Split Spindle/Plinth Left Installed
FSSPRIN — Fluted Split Spindle/Plinth Right Installed
FSSPTIN — Fluted Split Spindle/Plinth Tall Installed (For fillers and pilasters only)
FSSPLTIN — Fluted Split Spindle/Plinth Left Tall Installed
FSSPRTIN — Fluted Split Spindle/Plinth Right Tall Installed
FSSPLPIN — Fluted Split Spindle/Plinth Left Peninsula Installed
FSSPRPIN — Fluted Split Spindle/Plinth Right Peninsula Installed
For Example: B27 ESR3 FSSPRIN

Rope Split Spindle/Plinth Installed
RPSSPIN — Rope Split Spindle/Plinth Installed (For fillers and pilasters only)
RPSSPLIN — Rope Split Spindle/Plinth Left Installed
RPSSPRIN — Rope Split Spindle/Plinth Right Installed
RPSSPTIN — Rope Split Spindle/Plinth Tall Installed (For fillers and pilasters only)
RPSSPLTIN — Rope Split Spindle/Plinth Left Tall Installed
RPSSPRTIN — Rope Split Spindle/Plinth Right Tall Installed
RPSSPLPIN — Rope Split Spindle/Plinth Left Peninsula Installed
RPSSPRPIN — Rope Split Spindle/Plinth Right Peninsula Installed
For Example: B27 WS3R RPSSPRIN

Rounded Split Spindle/Plinth Installed
RSSPIN — Rounded Split Spindle/Plinth Installed (For fillers and pilasters only)
RSSPLIN — Rounded Split Spindle/Plinth Left Installed
RSSPRIN — Rounded Split Spindle/Plinth Right Installed
RSSPTIN — Rounded Split Spindle/Plinth Tall Installed (For fillers and pilasters only)
RSSPLTIN — Rounded Split Spindle/Plinth Left Tall Installed
RSSPRTIN — Rounded Split Spindle/Plinth Right Tall Installed
RSSPLPIN — Rounded Split Spindle/Plinth Left Peninsula Installed
RSSPRPIN — Rounded Split Spindle/Plinth Right Peninsula Installed
For Example: PP31V RSSPIN

Pricing

Wall, base, vanity, fillers and pilasters	$150 List per side
Tall	$375 List per side
Peninsula wall, base and vanity	$300 List per side

Cabinet List Price +
Option List Price

For Example: W3030 ESL3 RPSSLIN

Cabinet List Price	$ 600
ESL3 List Price	$ 130
RPSSLIN List Price	$ 150
Total List Price	$ 880

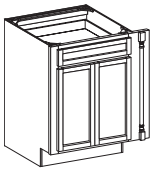

B27 ESR3
RSSPSRIN

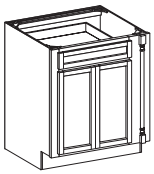

B27 WS3R
RSSPSRIN

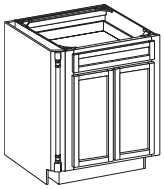

B27 CCL
RSSPSLIN



F36W RSSPSIN

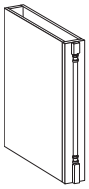

PP34B RSSPSIN

SSPSIN — Split Spindle/Plinth/Spool Installed

Includes split spindle/plinth/spool installed to our 3″ plain extended stiles, 3″ plain wide stiles, 3″ plain clipped corners, 3″ plain fillers and 3″ plain pilasters. It will be centered on extended/wide stile and clipped corners (not including original stile dimension of cabinet). Height is limited to 96″. Available in fluted, rounded or rope split spindle options. Wall, base, tall and vanity cabinets receive a split plinth block and spool at the top and bottom of the split spindle. If added to a cabinet with WBR option, the bottom plinth will be larger. Note: this feature will protrude about 1″ from the face frame of the cabinet. **This option is only available on cabinets and accessories 18″ high or higher.**

To order, use the following codes with the cabinet item code:

Fluted Split Spindle/Plinth/Spool Installed
FSSPSIN — Fluted Split Spindle/Plinth/Spool Installed (for fillers and pilasters only)
FSSPSLIN — Fluted Split Spindle/Plinth/Spool Left Installed
FSSPSRIN — Fluted Split Spindle/Plinth/Spool Right Installed
FSSPSTIN — Fluted Split Spindle/Plinth/Spool Tall Installed (for fillers and pilasters only)
FSSPSLTIN — Fluted Split Spindle/Plinth/Spool Left Tall Installed
FSSPSRTIN — Fluted Split Spindle/Plinth/Spool Right Tall Installed
FSSPSLPIN — Fluted Split Spindle/Plinth/Spool Left Peninsula Installed
FSSPSRPIN — Fluted Split Spindle/Plinth/Spool Right Peninsula Installed
For Example: B27CCL FSSPSLIN

Rope Split Spindle/Plinth/Spool Installed
RPSSPSIN — Rope Split Spindle/Plinth/Spool Installed (for fillers and pilasters only)
RPSSPSLIN — Rope Split Spindle/Plinth/Spool Left Installed
RPSSPSRIN — Rope Split Spindle/Plinth/Spool Right Installed
RPSSPSTIN — Rope Split Spindle/Plinth/Spool Tall Installed (for fillers and pilasters only)
RPSSPSLTIN — Rope Split Spindle/Plinth/Spool Left Tall Installed
RPSSPSRTIN — Rope Split Spindle/Plinth/Spool Right Tall Installed
RPSSPSLPIN — Rope Split Spindle/Plinth/Spool Left Peninsula Installed
RPSSPSRPIN — Rope Split Spindle/Plinth/Spool Right Peninsula Installed
For Example: F396 RPSSPSTIN

Rounded Split Spindle/Plinth/Spool Installed
RSSPSIN — Rounded Split Spindle/Plinth/Spool Installed (for fillers and pilasters only)
RSSPSLIN — Rounded Split Spindle/Plinth/Spool Left Installed
RSSPSRIN — Rounded Split Spindle/Plinth/Spool Right Installed
RSSPSTIN — Rounded Split Spindle/Plinth/Spool Tall Installed (for fillers and pilasters only)
RSSPSLTIN — Rounded Split Spindle/Plinth/Spool Left Tall Installed
RSSPSRTIN — Rounded Split Spindle/Plinth/Spool Right Tall Installed
RSSPSLPIN — Rounded Split Spindle/Plinth/Spool Left Peninsula Installed
RSSPSRPIN — Rounded Split Spindle/Plinth/Spool Right Peninsula Installed
For Example: W3030 P ESL3P RSSPSLPIN

Pricing

Wall, base, vanity, fillers and pilasters	$150 List per side
Tall	$375 List per side
Peninsula wall, base and vanity	$300 List per side

Cabinet List Price +
Option List Price

For Example: W3030 ESL3T FSSPSLTIN

Cabinet List Price	$ 600
ESL3 List Price	$ 180
FSSPSLTIN List Price	$ 375
Total List Price	$1155

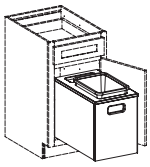

B18 SSWIN

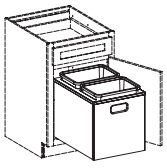

B21 SDWIN

SSWIN/SDWIN — Super Wastebasket Kit Installed

The following base cabinets are available with the Wastebasket Kit Installed in the cabinet. Not available with Modified Depth less than 24″ or Box Only options. **Note:** Kit does not attach to the door. **INSET:** Not available

To order, use the following codes:
SSWIN — Single Wastebasket Installed
SDWIN — Double Wastebasket Installed

Available Cabinets:	Example:
B15	B15 SSWIN
B18	B18 SSWIN
B21	B21 SDWIN

Pricing

Cabinet List Price +
Accessory Kit List Price +
Installation Charge per cabinet

For Example: B18 SSWIN

Cabinet List Price	$ 300
SSW18 List Price	$ 466
Installation Charge	$ 200
Total List Price	$ 966

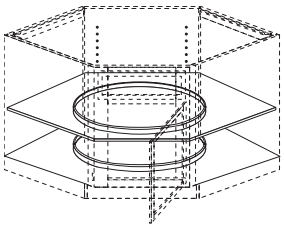

2ST32IN

ST32IN — 32″ Round Wooden Spin Tray Installed

This option is available for DCSB36, DCSB39 and DCSB42 only. Trays are natural finished ½″ plywood and 32″ in diameter. If only one shelf is ordered, it will be installed on the floor of the cabinet.

To order, use the following codes:
1ST32IN — One 32″ Round Wooden Spin Tray Installed
2ST32IN — Two 32″ Round Wooden Spin Trays Installed
For Example: DCSB36 2ST32IN

Pricing
Installation Charge: $100 List per cabinet

Cabinet List Price +
Accessory Kit List Price +
Installation Charge per cabinet

For Example: DCSB36 2ST32IN

Cabinet List Price	$ 800
ST32 List Price (2)	$ 512
Installation Charge	$ 100
Total List Price	$1412

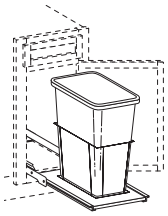

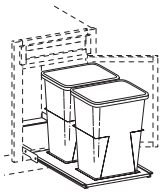

SWIN/DWIN — Wastebasket Kit Installed

The following base cabinets are available with the Wastebasket Kit Installed in the cabinet. The Wastebasket Kit will be installed on the right side of the B24, B30, B33 and B36 cabinets. When kit is installed, the adjustable shelf will be removed. The Wastebasket Kits are installed with full extension ball bearing slides. Not available with Reduced Depth or Box Only options. **Note: Kit does not attach to door.**

To order, use the following codes:
SWIN — Single Wastebasket Installed
DWIN — Double Wastebasket Installed

Available Cabinets:	Example:
B15	B15 SWIN
B18	B18 SWIN
B21	B21 SWIN
B24	B24 SWIN
B30	B30 SWIN
B33	B33 SWIN
B36	B36 SWIN
B21	B21 DWIN
B24	B24 DWIN

Pricing
Installation Charge: $200 List per cabinet

Cabinet List Price +
Accessory Kit List Price +
Installation Charge per cabinet

For Example: B21 SWIN

Cabinet List Price	$ 600
SW9.125 List Price	$ 368
Installation Charge	$ 200
Total List Price	$1168

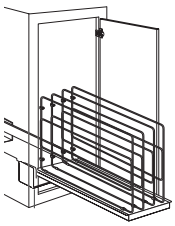

SWTDIN — Sliding Wire Tray Divider Installed

The Sliding Wire Tray Divider Installed option is available for installation in a BT12, BT15, B12 or B15 cabinet. When ordering, please note that the Sliding Wire Tray Divider is a natural finish wood with powdercoat gray rails. Not available with Modified Depth less than 24″ or Box Only options.

To order, use the following codes:
SWTDIN — Sliding Wire Tray Divider Installed
For Example: B15 SWTDIN

Pricing
Installation Charge: $100 List per cabinet

Cabinet List Price +
Accessory Kit List Price +
Installation Charge per cabinet

For Example: B15 SWTDIN

Cabinet List Price	$ 700
SWTD15 List Price	$ 420
Installation Charge	$ 100
Total List Price	$1220

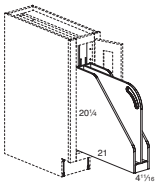

TD9

TDIN — Tray Divider Installed

The Tray Divider Installed option is only available for installation in a BT9 cabinet. When ordering, please note that the Tray Divider will be ½″ plywood and is only available in natural finish. Not available with Modify Depth option less than 24″. **INSET:** Not available

To order, use the following code:
TDIN — Tray Divider Installed
For Example: BT9 TDIN

Pricing
Installation Charge: $100 List per cabinet

Cabinet List Price +
Accessory Kit List Price +
Installation Charge per cabinet

For Example: BT9 TDIN

Cabinet List Price	$ 500
TD9 List Price	$ 258
Installation Charge	$ 100
Total List Price	$ 858

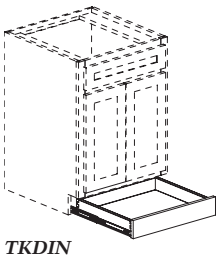

TKDIN

TKDIN— Toe Kick Drawer Installed

This modification installs a drawer in the recessed toe kick area of Base, Office, Vanity or Tall cabinets. Drawer is ¾″ solid dovetail hardwood with full extension drawer slides that include a touch feature that allows easy opening of the drawer. The drawer front is ¾″ thick solid wood with an eased edge profile and will protrude when placed next to a standard toe kick. There is ¼″ clearance from the bottom of the drawer front to the floor; guides can be adjusted up 1/8″ for additional clearance. Nylon glides are attached to bottom of drawer front to prevent front from dragging or scratching the floor. Minimum cabinet width is 15″, maximum 36″. Minimum cabinet depth is 18″, maximum 27″. This option is not available with Clipped Corner, Peninsula, Toe Kick Unattached or Wide Bottom Rail options.

To order, use the following item code with the cabinet item code:

Codes	Description	List Price Including Installation Charge
TKDIN	Toe Kick Drawer Installed For Example: B27 TKDIN	$365

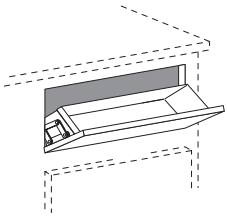

TOTIN — Tilt Out Tray Installed

The following base cabinets are available with the Tilt Out Tray Installed in the cabinet. When ordering, note that the Tilt Out Tray will be stainless. Not available with Box Only or Front Only cabinet options. **INSET:** Not available.

To order, use the following code:
TOTIN — Tilt Out Tray Installed
For Example: SB24SD TOTIN

Available Cabinets:

SB18	SB39	VS21B	VS33B	VS21BBH	VS33BBH
SB21	SB42	VS21B18	VS33B18	VS21B18BH	VS33B18BH
SB24SD	SB45	VS24B	VS36B	VS24BBH	VS36BBH
SB24	SB48	VS24B18	VS36B18	VS24B18BH	VS36B18BH
SB27	SB60	VS27B	VS42B	VS27BBH	VS42BBH
SB30	DCSB36	VS27B18	VS42B18	VS27B18BH	VS42B18BH
SB33	DCSB39	VS30B	VS45BD2	VS30BBH	VS45BBD2BH
SB36	DCSB42	VS30B18	VS45B18D2	VS30B18BH	VS45B18D2BH

Pricing
Installation Charge: $200 List per cabinet

Cabinet List Price +
Accessory Kit List Price +
Installation Charge per cabinet

For Example: SB36 TOTIN

Cabinet List Price	$ 500
TOT36S List Price	$ 104
Installation Charge	$ 200
Total List Price	$ 804

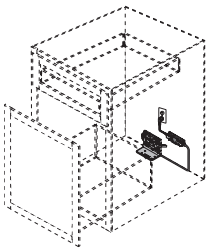

VB15WB WBTTOIN

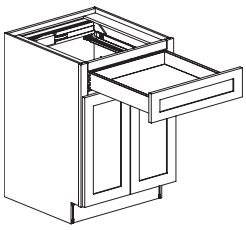

VB30 SDWRTTOIN

TTOIN — Touch To Open Installed

Touch To Open is available on many cabinets with drawers, wastebasket cabinets and also on some wall cabinets. This option installs an electrical kit (requiring electrical access) that assists in opening drawers/doors with just a touch to the drawer/door front. Touch To Open is available for the top drawer only or all drawers in the cabinet; meaning there are multiple codes available for cabinets with more than one drawer.

This option is not available on cabinets with Full Height Doors, Box Only or Reduced Depth Drawer options. Options that apply to specific drawers such as Cutting Board Drawer Installed, Cutting Board and Knife Drawer Installed, Scoop Top Drawer Box, Void Top Drawer, Wide Top Rail, Wood Tiered Cutlery Tray Installed options will not have the TTOIN option for the affected drawer(s). This option will also not be available for the Drawer Corner Base Cabinets, Wastebasket Cabinets in Inset, drawers with the Pullout Table installed, file drawers, U-drawers, drawers that are less than 8″ wide or drawers that are less than 3 7/16″ tall.

To order, use the following codes with the cabinet item code:

Codes	Description	Pricing
SDWRTTOIN	— Single Drawer Touch To Open Installed	$1632 List
2DWRTTOIN	— 2 Drawers Touch To Open Installed	$3264 List
3DWRTTOIN	— 3 Drawers Touch To Open Installed	$4210 List
4DWRTTOIN	— 4 Drawers Touch To Open Installed	$5156 List
5DWRTTOIN	— 5 Drawers Touch To Open Installed	$6102 List
6DWRTTOIN	— 6 Drawers Touch To Open Installed	$7048 List
8DWRTTOIN	— 8 Drawers Touch To Open Installed	$8939 List
WBTTOIN	— Wastebasket Touch To Open Installed	$1275 List
WLDTTOIN	— Wall Cabinets with Lift Door Touch To Open Installed	$3498 List
WDVCTTOIN	— Wall Double Vertical Hinge Cabinet Touch To Open Installed	$3498 List
WTCTTOIN	— Wall Top Hinge Cabinet Touch To Open Installed	$3481 List
WVCTTOIN	— Wall Vertical Hinge Cabinet Touch To Open Installed	$3881 List

For Example: BCC30 2DWRTTOIN
B21WB SDWRTTOIN
W1857LD WLDTTOIN
WDVC3030 WDVCTTOIN

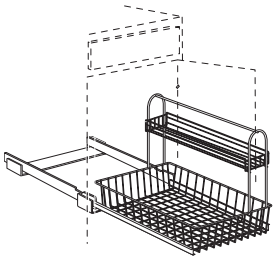

SB18 USBD18IN

USBDIN — Under Sink Basket Deluxe Installed

Top basket is removable and offset for plumbing. This kit is floor mounted, will eliminate the shelf and available only in powdercoat gray. For double door cabinets, the kit will be installed on the right hand side. Not available with Modified Depth less than 24″ or Box Only options.

To order, use the following codes with the cabinet item code:
USBD18IN—USBD18IN Installed
USBD21IN—USBD21IN Installed
For Example: SB18 USBD18IN

Available Cabinets:	Example:
SB18	SB18 USBD18IN
SB21	SB21 USBD21IN
SB36	SB36 USBD36IN
SB42	SB42 USBD42IN

Pricing
Installation Charge: $100 List per cabinet

Cabinet List Price +
Accessory Kit List Price +
Installation Charge per cabinet

For Example: SB18 USBD18IN

Cabinet List Price	$1000
USBD18 List Price	$ 417
Installation Charge	$ 100
Total List Price	$1517

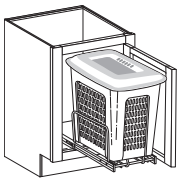

VHKIT

VHKITIN — Vanity Hamper Kit Installed

The following vanity and base cabinets are available with the Vanity Hamper Kit Installed in the cabinet. When ordering, please note that the Vanity Hamper Kit will include one white hamper basket with lid and will be installed as a door mount installation. When this kit is installed, the adjustable shelf will be removed. Vanity Hamper Kit fits 18″ or 21″ wide full height door cabinets only. Not available on cabinets less than 21″ deep.

To order, use the following code:
VHKITIN — Vanity Hamper Kit Installed

Available Cabinets:	Example:
B18 FH	B18 FH VHKITIN
B21 FH	B21 FH VHKITIN
VB18BH FH	VB18BH FH VHKITIN
VB21BH FH	VB21BH FH VHKITIN
VS21	VS21 VHKITIN
VS21BH	VS21BH VHKITIN

Pricing
Installation Charge: $100 List per cabinet

Cabinet List Price +
Accessory Kit List Price +
Installation Charge per cabinet

For Example: B21 FH VHKITIN

Cabinet List Price	$ 600
VHKIT List Price	$ 427
Installation Charge	$ 100
Total List Price	$1127

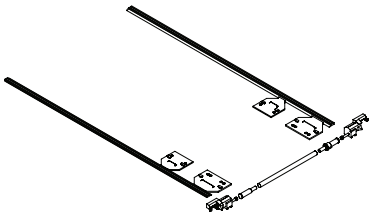

WDSIN — Wide Drawer Stabilizer Installed

Many cabinets with drawers 24″ wide and wider are available with the Wide Drawer Stabilizer Installed. This kit helps provide additional supports that help keep wider drawers more stable. This addition, however, does not increase the load capacity of the drawer. This option is not available in combination with Full Height Door, Box Only, Front Only, Face Frame Only, Void Top Drawer Box, Wide Top Rail options or RD12. This option is not available for Sliding Shelves.

To order, use the following codes:
WDSIN1 – Wide Drawer Stabilizer for cabinets with one drawer
WDSIN2 – Wide Drawer Stabilizer for cabinets with two drawers
WDSIN3 – Wide Drawer Stabilizer for cabinets with three drawers
WDSIN4 – Wide Drawer Stabilizer for cabinets with four drawers
For Example: 3DB24 WDSIN3

Pricing
Installation Charge: $100 List per cabinet

Cabinet List Price +
Accessory Kit List Price +
Installation Charge per cabinet

For Example: 3DB24 WDSIN3

Cabinet List Price	$ 600
WDSR24 List Price	$ 336
Installation Charge	$ 100
Total List Price	$1036

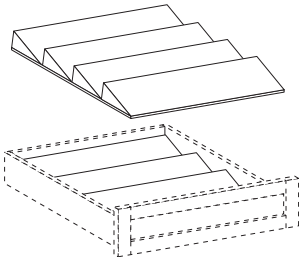

WDSR18

WDSRIN — Wood Drawer Spice Rack Installed

The following base cabinets are available with the Wood Drawer Spice Rack Installed in the cabinet. The Wood Drawer Spice Rack (WDSR15/WDSR18/WDSR21/WDSR24) will be installed in the top drawer only. The Wood Drawer Spice Rack is solid wood in a natural finish. Not available with Reduced Depth Drawer or Modify Depth option less than 24″.

To order, use the following codes, with the cabinet item code:
WDSR15IN — WDSR15 Installed
WDSR18IN — WDSR18 Installed
WDSR21IN — WDSR21 Installed
WDSR24IN — WDSR24 Installed

Available Cabinets:	Example:
B15	B15 WDSR15IN
B18	B18 WDSR18IN
B21	B21 WDSR21IN
B24	B24 WDSR24IN

Pricing
Installation Charge: $100 List per cabinet

Cabinet List Price +
Accessory Kit List Price +
Installation Charge per cabinet

For Example: B24 WDSR24IN

Cabinet List Price	$ 800
WDSR24 List Price	$ 144
Installation Charge	$ 100
Total List Price	$1044

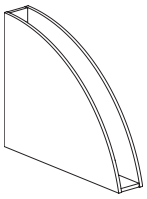

WDTD

WDTDIN — Wood Tray Divider Installed

The Wood Tray Divider Installed option is available for installation in the BT9, BT12 and BT15 cabinets. Not available with Modify Depth option less than 24″.

To order, use the following code:
WDTDIN — Wood Tray Divider Installed
For Example: BT9 WDTDIN

Pricing
Installation Charge: $100 List per cabinet

Cabinet List Price +
Accessory Kit List Price +
Installation Charge per cabinet

For Example: BT9 WDTDIN

Cabinet List Price	$ 800
WDTD List Price	$ 207
Installation Charge	$ 100
Total List Price	$1107

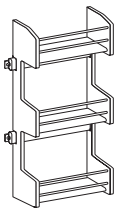

WSR18

WSRIN — Wooden Spice Rack Installed

The following wall cabinets are available with the Wooden Spice Rack Installed in the cabinet. The Wooden Spice Rack will be installed on the right door of a W3030, W3330, W3630, W3930 and W4230 cabint. The Wooden Spice Rack is solid wood with chrome rails in a natural finish.
INSET: Not available.

To order, use the following codes, with the cabinet item code:
WSR15IN — WSR15 Installed
WSR18IN — WSR18 Installed
WSR21IN — WSR21 Installed

Wooden Spice Rack (WSR15) is available on the following cabinets.

Available Cabinets:	Example:
W1530	W1530 WSR15IN
W3030	W3030 WSR15IN
W3330	W3330 WSR15IN

Wooden Spice Rack (WSR18) is available on the following cabinets.

Available Cabinets:	Example:
W1830	W1830 WSR18IN
W3630	W3630 WSR18IN
W3930	W3930 WSR18IN

Wooden Spice Rack (WSR21) is available on the following cabinets.

Available Cabinets:	Example:
W2130	W2130 WSR21IN
W4230	W4230 WSR21IN

Pricing
Installation Charge: $100 List per cabinet

Cabinet List Price +
Accessory Kit List Price +
Installation Charge per cabinet

For Example: W1530 WSR15IN

Cabinet List Price	$ 400
WSR15 List Price	$ 191
Installation Charge	$ 100
Total List Price	$ 691

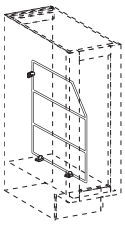

WTD9IN — Wire Tray Divider Installed
WTD12IN — Wire Tray Divider Installed

The Wire Tray Divider Installed option is only available for installation in the center of a base tray cabinet. The Wire Tray Divider is chrome. Not available with Reduced Depth option.

To order, use the following code with the cabinet item code:
WTD9IN — Wire Tray Divider Installed
WTD12IN — Wire Tray Divider Installed
For Example: BT9 WTD9IN

Pricing
Installation Charge: $100 List per cabinet

Cabinet List Price +
Accessory Kit List Price +
Installation Charge per cabinet

For Example: BT9 WTD9IN

Cabinet List Price	$ 500
WTD9 List Price	$ 46
Installation Charge	$ 100
Total List Price	$ 646

This section of options will need to be ordered using the You Draw It program. Premier You Draw It requires that all You Draw It cabinets are made with All Plywood Construction and require a six (6) week lead time. Due to the complexity of these options, they will require the request form, approval and customer sign-off associated with the You Draw It program. This section contains examples of some options and their guidelines. The following options are not available outside of the You Draw It program. Wellborn Cabinet, Inc. reserves the right to substitute MDF for center panels with paints and paints with glazes to insure better quality with larger panels. Contact your Customer Service Representative with any questions regarding the You Draw It program.



Combined Cabinets Horizontally

Combination of cabinets is limited. A sketch must be sent in using the You Draw It request form detailing all necessary dimensions and cabinets to be combined. Restrictions for these cabinets will be based on depth, height, width and the weight of the combination of cabinets. Some modifications may not be available in conjunction with this option. Below are some guidelines to refer to.

For overlay door styles, use the following guidelines:
For Width, the minimum is 24″ and maximum is 84″ for wall or base cabinets or 42″ for tall cabinets
For Depth, the minimum is 6″ and maximum is 36″
For Height, the minimum is 24″ and maximum is 48″ for bases, 60″ for walls and 102″ for tall cabinets

For inset door styles, use the following guidelines:
For Width, the minimum is 24″ and maximum is 72″ for wall or base cabinets or 42″ for tall cabinets
For Depth, the minimum is 6″ and maximum is 36″
For Height, the minimum is 24″ and maximum is 48″ for bases, 60″ for walls and 102″ for tall cabinets

Pricing
$295 List per cabinet combined



Combined Cabinets Vertically

Combination of cabinets is limited. A sketch must be sent in using the You Draw It request form detailing all necessary dimensions and cabinets to be combined. Restrictions for these cabinets will be based on depth, height, width and weight of the combination of cabinets. Some modifications may not be available in conjunction with this option. Below are some guidelines to refer to.

For Width, the minimum is 24″ and maximum is 42″
For Depth, the minimum is 6″ and maximum is 36″
For Height, the minimum is 24″ and maximum is 48″ for bases, 60″ for walls and 102″ for tall cabinets

Pricing
$295 List per cabinet combined

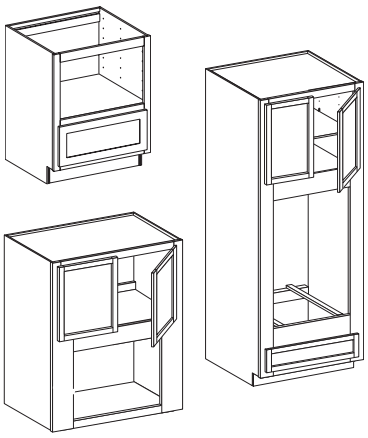

Custom Factory Cutouts for Appliance Cabinets

Be sure to submit the following information on the You Draw It Request Form:
- Start from one of our many current appliance cabinets
- Provide the width and height dimensions of the cut out
- Include the dimension from the bottom rail of where to start the opening cut out
- Note if a floor is needed versus supports
- Also remember to include any other cabinet modifications needed i.e. Modify Depth, Mullion Doors Installed, etc.

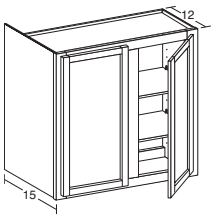

Extended End Panels Back

End panel of cabinet is extended back. Interior side of extension will match the cabinet interior and have an exposed dado running from front to back at the cabinet top and floor locations. This option is available in ¼″ increments up to a maximum of 30″ overall end panel depth.

Pricing

Wall/Base/Office/Vanity	$100 List per side
Tall	$192 List per side



Flush Finished Bottom

Flush Finished Bottom

This option is available on individual Wall cabinets only. It will create a flush finished bottom on the wall cabinet. Seams will still be present when joining multiple cabinets in a run. This option does not change the height of the cabinet.

Pricing
$295 List per cabinet

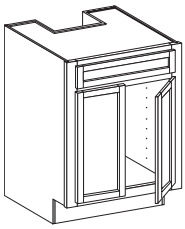

Pipe Chase

This option allows for a three-sided notch to be cut into the back of a wall, base, tall or vanity cabinet. A sketch must be sent in using the You Draw It request form detailing all necessary dimensions for the location of the pipe chase. Dimensions may be specified down to ¼″ increments. If the cut out for the pipe chase is located in a cabinet with drawers, the drawers will become blank fronts. Base and vanity cabinets with this option will include a full top.

Pricing
$295 List per cabinet

Specialty Cabinet Ideas

Toe kick hidden step stool, a tall wastebasket cabinet, built in under cabinet paper towel holder, unique interior storage kits, etc. can be accomplished using the You Draw It Program. Below are a few examples with more throughout the next several pages.

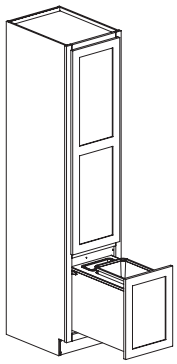

Utility Inverted Frame with Wastebasket Installed

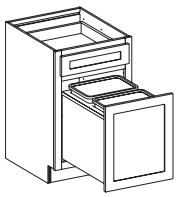

Wastebasket Divider

Add a floor below the drawer to partition off the wastebasket.

You Draw It PROGRAM

from concept to creation

This program includes an offering of cabinets and modifications not currently shown in the Premier Series catalog including the following:

— special sizes

— modifications

— custom options

— special cabinets

Premier Series You Draw It cabinetry will be made with All Plywood Construction. The You Draw It Program does not include special finishes or door profiles not included in the current Premier Series catalog.

The You Draw It program is the place where you can get almost anything that you can imagine to fit your customer's needs or wants. Does your customer want a custom baking center? Maybe the perfect island to fit both their cooking and entertaining needs? Or is it one of Stanisci Design's Wood Hoods as the focal point in their new kitchen? The possibilities are as endless as the individuality of your clients. Don't forget the other rooms throughout their home: Pantries, Entertainment Centers, Vanities, Fireplace surrounds, specialty Display Cabinets and more.

Important things to remember when placing a You Draw It order:

✓ Keep all correspondence within the original e-mail trail

✓ Double check all information prior to sending

✓ Drawings must be clear

✓ Time allowance for You Draw It requests to be reviewed

✓ Any changes to the You Draw It request will be handled as a new request

✓ If changes are necessary, remember to add all the necessary modification information from the original request

✓ Lastly, don't forget to contact Customer Service to let them know the order has been placed so they can add your You Draw It item to it

Complete the form on the following page for all submissions. This form can also be found on the Wellborn Specification Catalog page on WAY.

Requests must be sent in one (1) week prior to ordering.

Wellborn Cabinet, Inc. reserves the right to determine if a special product will be built.

ESTATE COLLECTION™ Premier SERIES™

You Draw It PROGRAM

Email or Fax Request Form to your Customer Service Representative

Please Print Legibly

Date Submitted: _____

Account Number: _____

Company Name: _____

Contact Name: _____

Phone Number: _____

Email: _____

Fax Number: _____

Job Name: _____

Only one item per request form

❑Estate Collection ❑Premier Series

❑Inset ❑Full Overlay ❑Traditional Overlay

For Inset: ❑Beaded Frame ❑Non-beaded Frame

❑Concealed Hinge ❑Barrel Hinge-Oil Rubbed Bronze

❑Barrel Hinge-Satin Nickel ❑Barrel Hinge-Burnished Brass

Door Style: _____ Species: _____

Finish: _____ Finish Technique: _____

Cabinet Hinging (L/R) if needed: _____

Semi-Custom Options: _____

For Office Use Only:

Date Received: _____ **Assigned Quote Number:** _____

You Draw It is only available in the Estate Collection and Premier Series but is not available with the Select Series, Elegant Bath Collection, Wellborn Closets or Home Concepts brands.

Draw your request below including all dimensions and any additional notes.



Notes

Requests must be sent in one week prior to ordering.

Approval of request is made on an order-by-order basis. Previous approval does not guarantee a future approval, construction, lead time or pricing. All requests will be returned within 48 hours (excluding holidays and weekends). Only one item will be quoted per form; however, this does not affect the quantity of that item you may order. Please completely fill out the form.

What can you do with You Draw It?
Take a look at these pictures from our booth. Can you spot the You Draw It items we created?





The countertop wall cabinet is an example of vertically combining wall cabinets using a Wall Appliance Door Cabinet and Open Display Cabinet.



The sink base cabinet illustrates horizontal combining of base cabinetry using a Base Spice Rack, an Inverted Base Cabinet along with a Base Tray Cabinet. This works really well with the inset overlay to keep down the number of visible seams.





The Hood and the Island include an X overlay over the Harbour center panels.



The Valance over the sink continues the X theme with the special cutout pattern for center panels.

Additional Ideas for You Draw It Items:



Custom Baker's Pantry



Fireplace and Mantel Surrounds



A Hidden Table Base



Furniture Hutch Cabinet

STANISCI™ DESIGN

Stanisci Design manufacturers high quality custom range hoods and arched valances for kitchen professionals throughout the US and Canada. These products are sent unfinished so that Wellborn Cabinet, Inc. can match the finish to the rest of the kitchen.

We specialize in distinctive high quality wood range hoods for discriminating customers. Wood range hoods can be purchased with a wide array of carvings, and ventilation options. We also offer wood / metal range hood combinations.

Our goal is to provide you with a complete wood range solution. Our unique designs are designed for our ventilation options. This ensures that the fit is perfect and that no aftermarket metal fabrication needs to be done.

We take great pride in the quality and engineering of our products, only the best quality raw materials are used. Stanisci Design specializes in range hoods, this focus allows us to offer the widest array of quality options to our customers. We dedicate ourselves to ensuring we have the best traditional and new designs, quality ventilation and products which are easily installed.

Stanisci Design specializes in offering you the full solution when we offer you a range hood. We offer a multitude of ventilation options to fit your customer's needs. Internal and remote ventilation are offered. We have blowers ranging from 350 to 1500 CFM. We have stainless mesh, stainless baffle and a value liner all in stock for immediate shipment. If you are not sure which ventilation option will work for your customer, we encourage you to call us and speak to one of our customer service representatives. We welcome the opportunity in assisting you.

You can visit their website: http://www.wood-hood.com to view all of their range hoods and options.

How to Order:

- Visit Stanisci Design's website to find the hood for your project noting all the necessary information like sizes, options, moulding packages and ventilation. A full line catalog (pdf and 20/20) is available under the Catalogs header for download.
- Due to a longer lead time these items must be placed using the You Draw It Program. Refer to the You Draw It Program pages for additional details.
- If you have any questions, please contact your Customer Service Representative.



Q Series



N Series



G Series



A Series



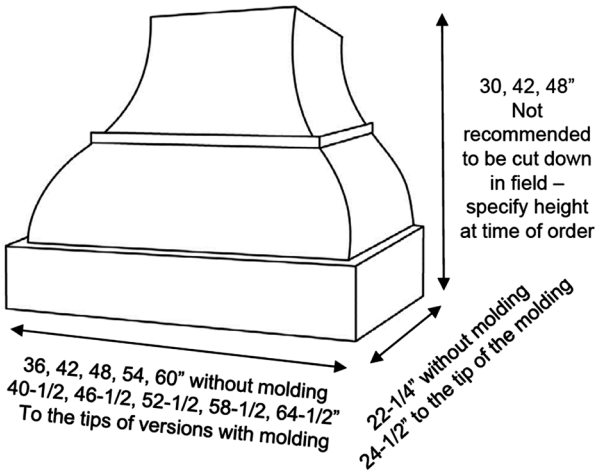

B Series

Above is the standard B Series Wood Hood. Below is just a couple examples of the options that you can choose from to create your customer's ideal hood. You can create something wonderfully simple or simply elegant.



B Series



B Series

One of Stanisci Design's new additions is the X Series Hybrid Wood Hood. It gives the appearance of a mantle hood with columns but the liner goes the full width of the hood because the columns are not full depth (see the diagram below).

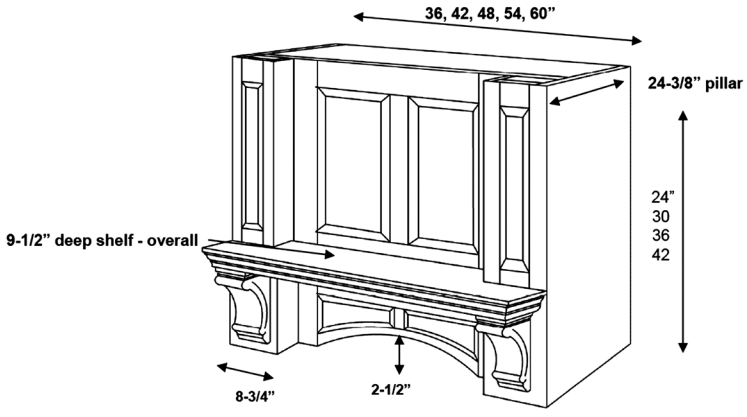



X Series

STANISCI™
DESIGN

PRICING GUIDELINES

Wellborn offers a simplified price structure to upgrade from the Premier Series. Simply price your cabinet in the Premier Series. Please refer to the detailed pricing procedure below to determine your new list price.

See the Wellborn Price Catalog for pricing details on those options.

Steps	*Procedures*	*Examples*	*Amount*
1. List Price	Start with cabinet list price. For inset, add 15% to list price and round to nearest whole dollar of applicable overlay door style.	Find Cabinet List Price.	$336.00
2. Subtotal	This Subtotal should be rounded to the whole dollar.	Next round to whole dollar.	336.00
3. Specialty Finish Charge	Calculate finish upcharge based on total from Step 2. Do not round.	Calculate finish upcharge. Multiply Step 2 by specialty finish upcharge. ($336 x 15% = $50.40)	50.40
4. SC-1	Calculate Semi-Custom options with percentage upcharges (For Example, RD/P). If you have multiple options, add the percentages together and calculate based on total in Step 2. Do not round.	Calculate SC-1 upcharges. For example, if Reduced Depth (30%) and Peninsula (65%) options are selected, add percentages together and then multiply total percentage by Step 2 subtotal. ($336 x 95% = $319.20)	319.20
5. SC-2	Add Semi-Custom options with list price upcharges (For example, ES/CCL). If you have multiple options, add totals together. Do not round.	Add SC-2 upcharges. For example, if ESR3 ($130) and CCL ($250) are selected, add list prices together. ($130 + $250 = $380)	380.00
6. Total	Total amounts from Steps 2-5. This is your total list price including specialty finish upcharges and Semi-Custom options. Do not round.	Add Steps 2-5 for Total List price. ($336.00 + $50.40 + $319.20 + $380 = 1,085.60)	$1,085.60

Finish up-charges only apply to the cabinet list price. Finish up-charges are not applied to any Semi-Custom options.

SC-1

Semi-Custom Options (Percentage)

APC – All Plywood Construction
BB – Bead Board Back
BO – Box Only
CBB – Contrasting Bead Board Back
FH – Full Height Doors
FI/FIFD– Finished Interior/Finished Interior Finished Door
FIDDF – Finished Interior Decorative Door Frames
FIMD – Finished Interior Mullion Door
FFO – Face Frame Only
FO – Front Only
ID – Increased Depth
IF – Inverted Frame
MD – Modify Depth
MH – Modify Height

SC-1 (continued)

MW – Modify Width
P – Peninsula
PCE – Plywood Cabinet Ends
RD – Reduced Depth
RDDWR – Reduced Depth Drawer
SDBT – Scoop Top Drawer Box
SHVEP – Shelf Edge Profile
VAF –Void All Fronts
VDO –Void Doors Only
VDRTOP –Void Doors Top
VDRBTM –Void Doors Bottom
VTDB –Void Top Drawer Box
VT –Void Top
VTK – Void Toe Kick

SC-2

Semi-Custom Options (List Price)

2FDIN – Wood Hood Doors Installed
4BRCIN – 4 Bin Recycle Center Installed
4FIN – Feet Installed
BPPOIN – Base Pantry Pull Out Installed
CB – Cabinet Back
CBDIN – Cutting Board Drawer Installed
CBKDIN – Cutting Board and Knife Drawer Installed
CC – Clipped Corner
CDF – Classic Drawer Front
CTIN/CTDIN/CD/WTCT18IN – Cutlery Tray/Divider/Drawer Installed
CUSTDOOR/CUSTBF – Custom Size Door and Drawer Fronts Custom Panels
DBBCIN – Drawer Bread Box Cover Installed
DBP4IN – Decorative Base Platform Installed
DDFIN – Decorative Door Frames Installed
DIBIN – Drawer Ironing Board Installed
DSKIN – Door Shelf Kit Installed
DSOIN – Diagonal Slide Out Installed
DTAIN – Drip Tray Almond Installed
ES/EFS – Extended Stile/Extended Fluted Stile
FCE – Flush Cabinet Ends
FDBS – Full Depth Base Shelf
FE – Functional End
FFB – Flush Finished Back
HAHAIN – Hair Appliance Hide Away Installed
HGDF – Horizontal Grain Drawer Front
HPPOIN – Hanging Pot and Pan Organizer Installed
IME – Intergrated Matching End
KDIN – Knife Divider Installed
KDWRIN – Knife Drawer Installed
MDIN – Mullion Doors Installed
MEPIN – Matching End Panels Installed
MFE – Matching Finished End
MTLDINSG/MTLDINRG – Metal Doors Installed Satin Glass/Reeded Glass
MTLDFGINSG/MTLDFGINRG – Metal Doors Installed Satin Glass Reeded Glass
MVBKIN/PVBKIN – Vegetable Bin Kit Installed
ONLAYIN – Onlay Installed

SC–2 (continued)

OTDIN – Oven Tray Divider Installed
PPLCIN – Pot, Pan and Lid Caddy Installed
RF – Removeable Front
RTK – Recessed Toe Kick
SBS/STS – Square Bottom/Top Shelf
SBSKIN – Sink Base Storage Kit Installed
SBSKTIN – Sink Base Storage Kit with Trays Installed
SBSSIN – Sink Base Storage Shelf Installed
SDF – Slab Drawer Front
SSDSCIN – Dovetail Full Extension Soft Close Sliding Shelves Installed Wood Drawer
SSPIN – Split Spindle/Plinth/Installed
SSPSIN – Split Spindle/Plinth/Spool Installed
SSWIN/SDWIN – Super Wastebasket Kit Installed
ST32IN – 32" Round Wooden Spin Tray Installed
SWIN/DWIN – Wastebasket Kit Installed
SWTDIN – Sliding Wire Tray Divider Installed
TDIN – Tray Divider Installed
TKA – Toe Kick Added
TKU – Toe Kick Unattached
TOTIN – Tilt Out Tray Installed
TTOIN – Touch To Open Installed
USBDIN – Under Sink Basket Deluxe Installed
Valance Options – S, AV, AF, FV, CV, SRV
VHKITIN – Vanity Hamper Kit Installed
WBR/WBRAV/WBRCV/WBRSFV – Wide Bottom Rail/Wide Bottom Rail Arch Valance/Wide Bottom Rail Cove Valance/Wide Bottom Rail Standard Furniture Valance
WCM – Without Center Mullion
WDSRIN – Wood Drawer Spice Rack Installed
WDTDIN – Wood Tray Divider Installed
WS/WFS – Wide Stiles/Wide Fluted Stiles
WSRIN – Wooden Spice Rack Installed
WTD9IN/WTD12IN – Wire Tray Divider Installed
WTR – Wide Top Rail
WTRRO – Wide Top Rail Reduced Opening

Note: Due to construction options and various packaging requirements, weights shown in this catalog may vary from actual weight.

STANDARD DOOR HINGE INFORMATION

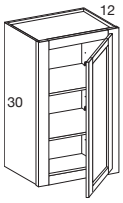

W1230 R
Right Hinge

All single door cabinets must be specified left or right hinge. These cabinets will have "L/R" immediately following their nomenclature throughout the catalog. Face cabinet when specifying left or right.

For example: W1230 L/R
When ordering, specify either W1230 L for left hinge or W1230 R for right hinge.

Direct Connect automatically defaults hinging to the Left. You must remember to change it if you need the door hinged Right.

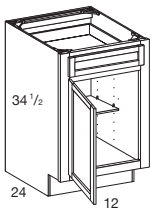

B12 L
Left Hinge

WELLBORN SYMBOLS

Launch Dates are notated by the following shading.

Available to order May 2, 2016 | Available to order July 11, 2016 | Available to order October 3, 2016

L/R — All single door cabinets must be specified left (L) or right (R) hinge.

FR — The "FR" symbol denotes items that are available in the Function Ready Program. In the Function Ready Program, many cabinets are available with accessory kits and decorative/mullion doors installed at the factory.

Design Idea — The "Design Ideas" symbol references a design idea that can be found in the Wellborn Specification Catalog.

\+ — The "+" symbol in the APC price column refers to option availability and the upcharge for the option.

SUBSTITUTIONS

To allow our customers more design flexibility, substitutions are made for species and finishes and are noted in the specification catalog where applicable. Please note that these substitutions will complement your designs but will not be an exact match. Common substitutions in our catalogs are listed below:

Finish techniques are not included.
Oak is substituted for hickory.
Painted maple is substituted for thermofoil and MDF.

ABBREVIATIONS

TOL	Traditional overlay door styles
FOL	Full overlay door styles
INS	Inset door styles

DETERMINING ORDERING CODES

To determine ordering codes, add the desired series code, door style code and species code to the preferred finish code.

For example: Hanover Classic Drawer Front Maple Caramel Java Heirloom

Series		Door Style		Drawer Front		Species		Finish		Glaze Option		Finish Technique		Header Code
PRE	+	HNR	+	CDF	+	MPL	+	CML	+	JAV	+	HL	=	PRE HNR CDF MPL CML JAV HL (Premier Series)

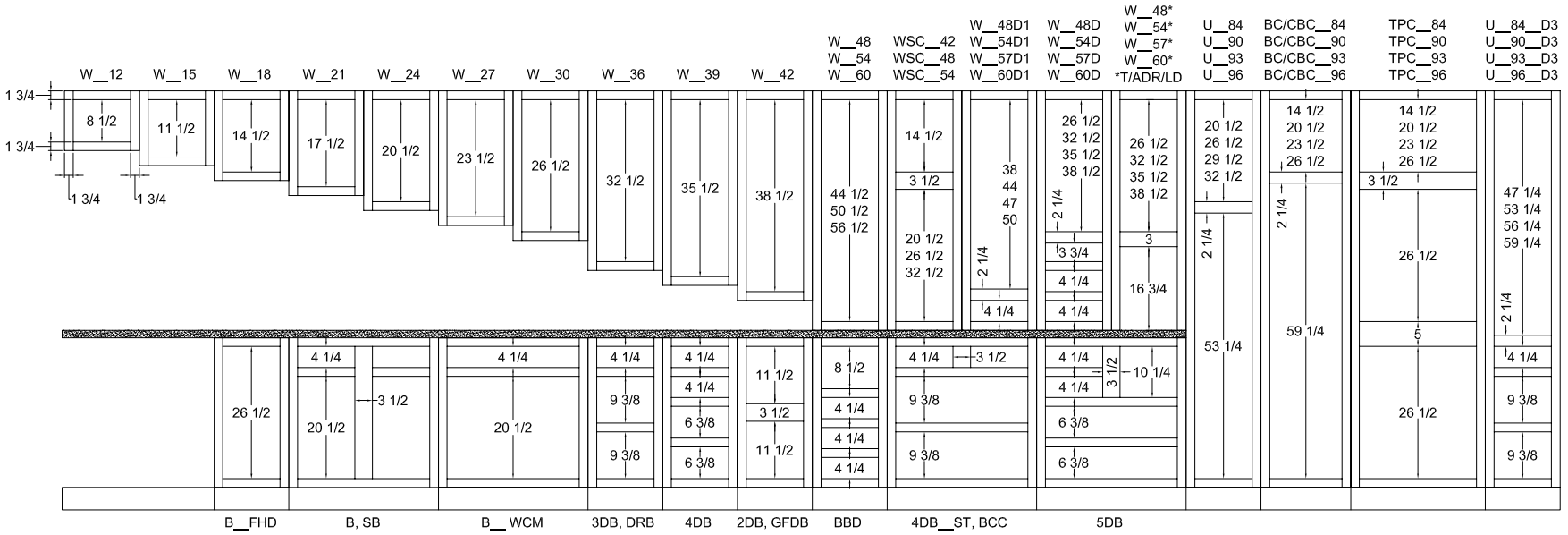

Standard Walls, Bases & Talls

All Stile & Rails are 1 3/4" unless otherwise noted

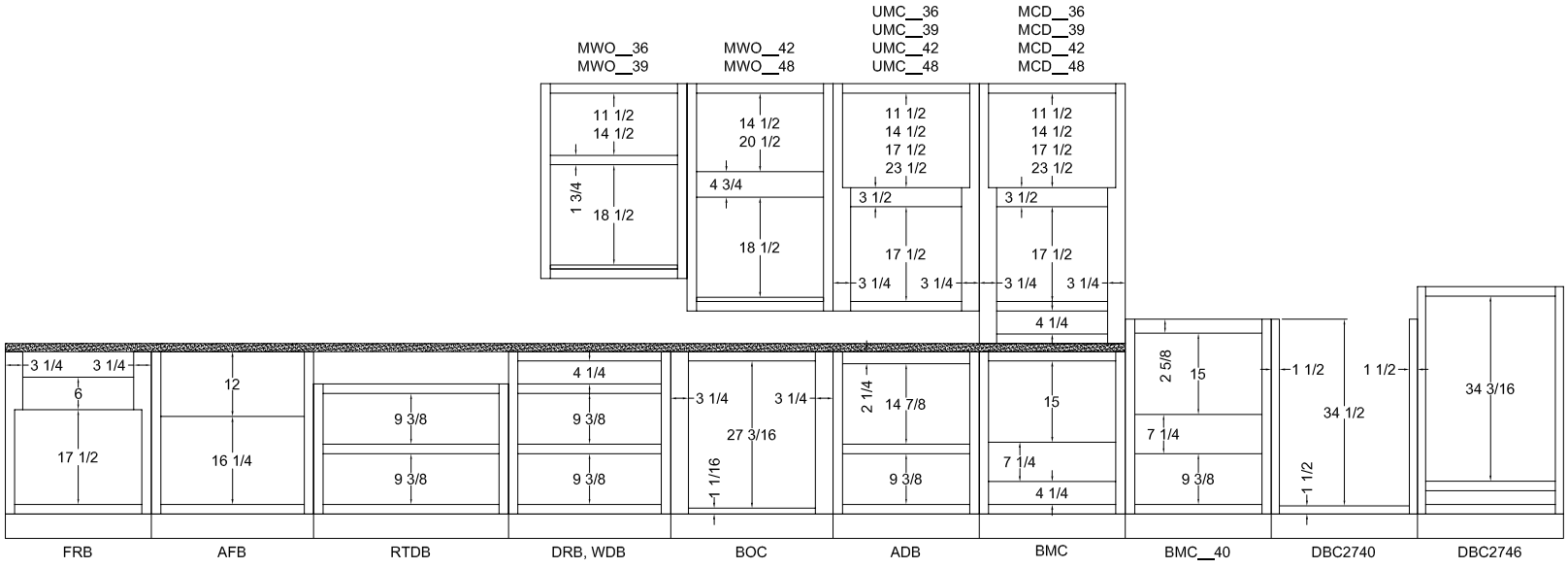

Appliance Wall & Bases

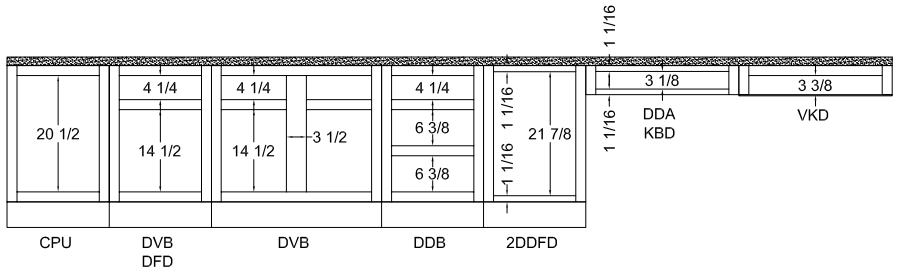

Office (Desk) Cabinets

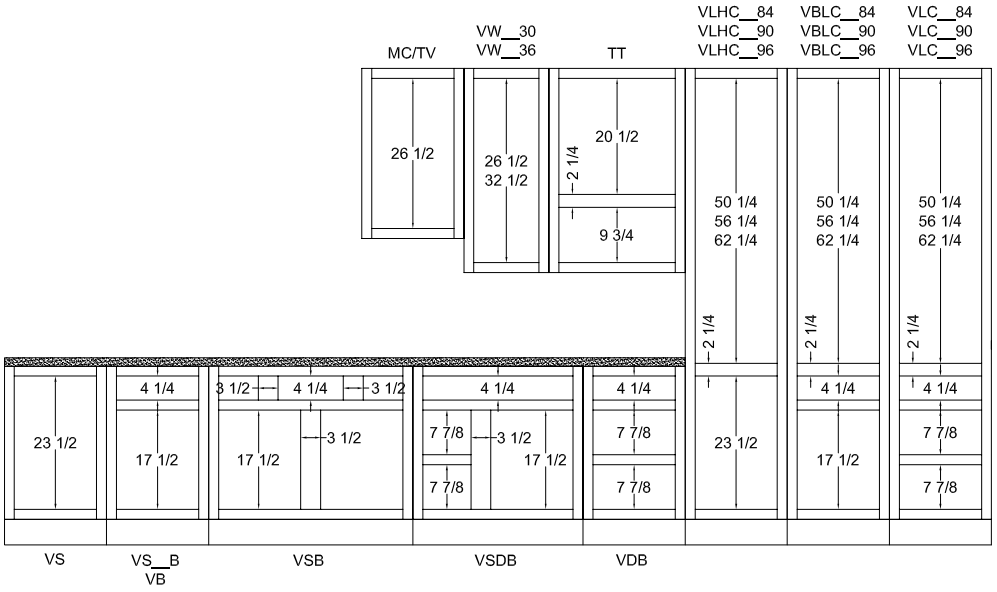

Standard Vanities

All Stile & Rails are 1 3/4" unless otherwise noted

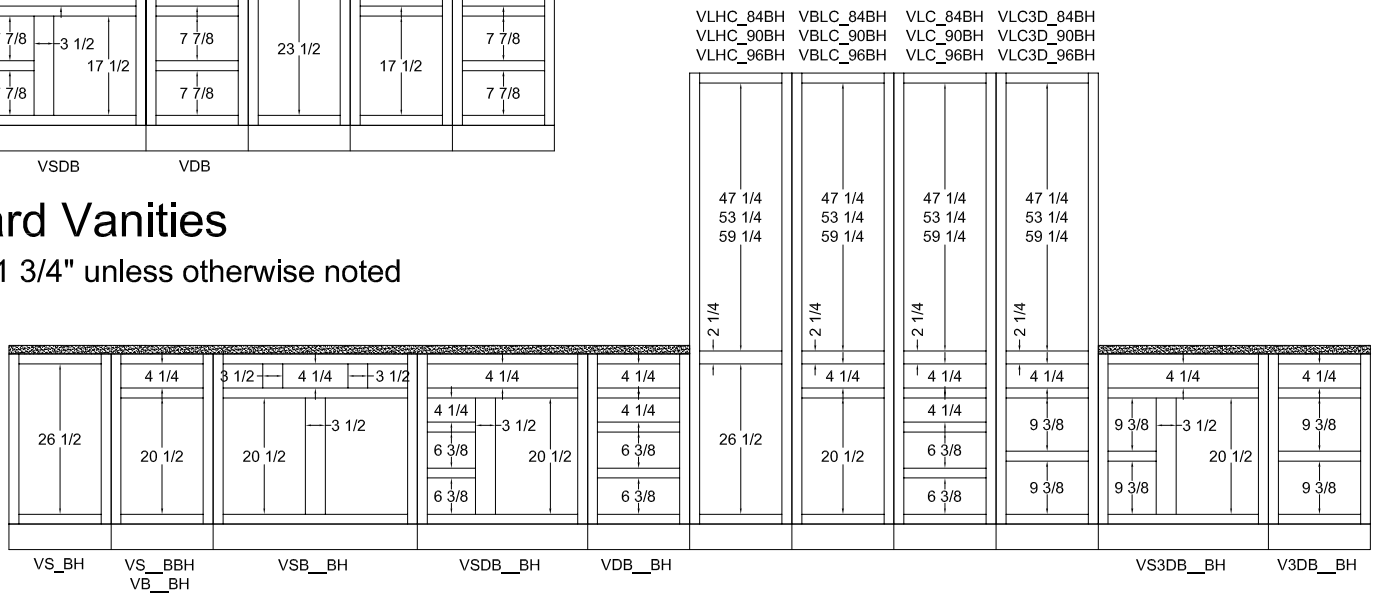

Just Right (Base Height) Vanities

WALL CABINETS

All single door wall cabinets must be specified left or right hinge.

60" & 57" HIGH WALL CABINETS

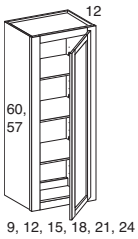

W960 L/R	**W957 L/R**	**1 Door,**
W1260 L/R	**W1257 L/R**	**3 Adj. shelves**
W1560 L/R	**W1557 L/R**	
W1860 L/R	**W1857 L/R**	
W2160 L/R	**W2157 L/R**	
W2460SD L/R	**W2457SD L/R**	

- **Must specify L or R hinge**
- W960 and W957 are square in TOL arch and all cathedral door styles
- W960 and W957 are not available with FIMD option
- Thermofoil and cope and tenon door styles will have a horizontal center rail for doors larger than 48″
- **INSET:** W960 and W957 not available

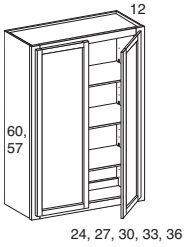

W2460	**W2457**	**2 Doors w/o center mullion,**
W2760	**W2757**	**3 Adj. shelves**
W3060WCM	**W3057WCM**	
W3360WCM	**W3357WCM**	
W3660WCM	**W3657WCM**	

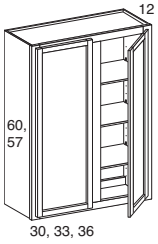

W3060	**W3057**	**2 Doors,**
W3360	**W3357**	**3 Adj. shelves**
W3660	**W3657**	

- **INSET:** 30″-36″ wide will be standard WCM

WIDTH		HEIGHT		DEPTH	
Min.	Max.	Min.	Max.	Min.	Max.
9″	36″	54¼″	60″	4½″	30″

Semi-Custom	APC	BO	CC	ES	FCE	FDBS	FH	FI	FIMD	FO	ID	IF	IME	MFE	MD	MH	MW	P	PCE	RD	RTK	TKA	VTK	WBR	WCM	WS	WTR
FOL/TOL	●	●	●	●	●		▲	●	●	●	●		●	●	●	●	●	●	●	●		●		●		●	●
INS	●	●	●	●	●		▲	●	●	●	●			●	●	●	●	●	●	●		●		●		●	●

54" & 51" HIGH WALL CABINETS

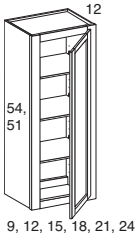

W954 L/R	**W951 L/R**	**1 Door,**
W1254 L/R	**W1251 L/R**	**3 Adj. shelves**
W1554 L/R	**W1551 L/R**	
W1854 L/R	**W1851 L/R**	
W2154 L/R	**W2151 L/R**	
W2454SD L/R	**W2451SD L/R**	

- **Must specify L or R hinge**
- W954 and W951 are square in TOL arch and all cathedral door styles
- W954 and W951 are not available with FIMD option
- Thermofoil and cope and tenon door styles will have a horizontal center rail for doors larger than 48″
- **INSET:** W954 and W951 not available

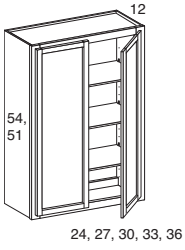

W2454	**W2451**	**2 Doors w/o center mullion,**
W2754	**W2751**	**3 Adj. shelves**
W3054WCM	**W3051WCM**	
W3354WCM	**W3351WCM**	
W3654WCM	**W3651WCM**	

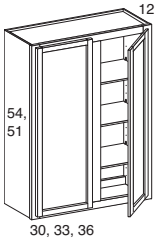

W3054	**W3051**	**2 Doors,**
W3354	**W3351**	**3 Adj. shelves**
W3654	**W3651**	

- **INSET:** 30″-36″ wide will be standard WCM

WIDTH		HEIGHT		DEPTH	
Min.	Max.	Min.	Max.	Min.	Max.
9″	36″	48¼″	54″	4½″	30″

Semi-Custom	APC	BO	CC	ES	FCE	FDBS	FH	FI	FIMD	FO	ID	IF	IME	MFE	MD	MH	MW	P	PCE	RD	RTK	TKA	VTK	WBR	WCM	WS	WTR
FOL/TOL	●	●	●	●	●		▲	●	●	●	●		●	●	●	●	●	●	●	●		●		●		●	●
INS	●	●	●	●	●		▲	●	●	●	●			●	●	●	●	●	●	●		●		●		●	●

48″ HIGH WALL CABINETS

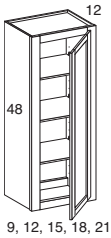

9, 12, 15, 18, 21, 24

W948 L/R
W1248 L/R
W1548 L/R
W1848 L/R
W2148 L/R
W2448SD L/R

1 Door,
3 Adj. shelves

- **Must specify L or R hinge**
- W948 is square in TOL arch and all cathedral door styles
- W948 is not available with FIMD option
- **INSET:** W948 not available

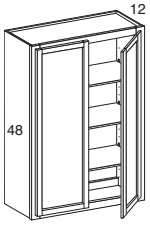

24, 27, 30, 33, 36

W2448
W2748
W3048WCM
W3348WCM
W3648WCM

2 Doors w/o center mullion,
3 Adj. shelves

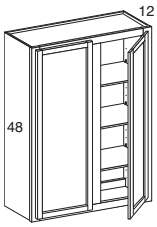

30, 33, 36, 39, 42

W3048
W3348
W3648
W3948
W4248

2 Doors,
3 Adj. shelves

- **INSET:** 30″-36″ wide will be standard WCM

	WIDTH		HEIGHT		DEPTH	
	Min.	Max.	Min.	Max.	Min.	Max.
	9″	42″	42¼″	48″	4½″	30″

Semi-Custom	APC	BO	CC	ES	FCE	FDBS	FH	FI	FIMD	FO	ID	IF	IME	MFE	MD	MH	MW	P	PCE	RD	RTK	TKA	VTK	WBR	WCM	WS	WTR
FOL/TOL	●	●	●	●	●		▲	●	●	●	●		●	●	●	●	●	●	●	●		●		●		●	●
INS	●	●	●	●	●		▲	●	●	●	●			●	●	●	●	●	●	●		●		●		●	●

42″ & 39″ HIGH WALL CABINETS

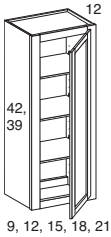

9, 12, 15, 18, 21, 24

W942 L/R	**W939 L/R**
W1242 L/R	**W1239 L/R**
W1542 L/R	**W1539 L/R**
W1842 L/R	**W1839 L/R**
W2142 L/R	**W2139 L/R**
W2442SD L/R	**W2439SD L/R**

1 Door,
3 Adj. shelves

- **Must specify L or R hinge**
- W942 and W939 are square in TOL arch and all cathedral door styles
- W942 and W939 are not available with FIMD option
- **INSET:** W942 and W939 not available

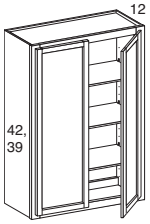

24, 27, 30, 33, 36

W2442	**W2439**
W2742	**W2739**
W3042WCM	**W3039WCM**
W3342WCM	**W3339WCM**
W3642WCM	**W3639WCM**

2 Doors w/o center mullion,
3 Adj. shelves

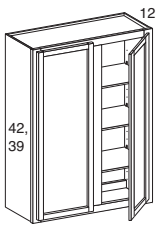

30, 33, 36, 39, 42, 45, 48

W3042	**W3039**
W3342	**W3339**
W3642	**W3639**
W3942	**W3939**
W4242	**W4239**
W4542D2	**W4539D2**
W4842D2	**W4839D2**

2 Doors,
3 Adj. shelves

- **INSET:** 30″-36″ wide will be standard WCM

	WIDTH		HEIGHT		DEPTH	
	Min.	Max.	Min.	Max.	Min.	Max.
	9″	48″	36¼″	42″	4½″	30″

Semi-Custom	APC	BO	CC	ES	FCE	FDBS	FH	FI	FIMD	FO	ID	IF	IME	MFE	MD	MH	MW	P	PCE	RD	RTK	TKA	VTK	WBR	WCM	WS	WTR
FOL/TOL	●	●	●	●	●		▲	●	●	●	●		●	●	●	●	●	●	●	●		●		●		●	●
INS	●	●	●	●	●		▲	●	●	●	●			●	●	●	●	●	●	●		●		●		●	●

42″ & 39″ HIGH WALL CABINETS (continued)

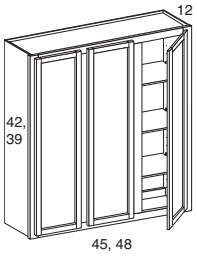

W4542 **W4539**
W4842 **W4839**

3 Doors,
3 Adj. shelves

- Doors hinged Left, Right, Right
- **INSET:** Not available

Door Widths:

	TOL	FOL
W4542 & W4539	12½″	14⅝″
W4842 & W4839 (center)	15½″	17⅝″
W4842 & W4839 (outside)	12½″	14⅝″

WIDTH		HEIGHT		DEPTH	
Min.	Max.	Min.	Max.	Min.	Max.
42¼″	48″	36¼″	42″	4½″	30″

Semi-Custom	APC	BO	CC	ES	FCE	FDBS	FH	FI	FIMD	FO	ID	IF	IME	MFE	MD	MH	MW	P	PCE	RD	RTK	TKA	VTK	WBR	WCM	WS	WTR
FOL/TOL	●	●	●	●	●		▲	●	●	●	●		●	●	●	●	●	●	●	●		●		●		●	●

36″ HIGH WALL CABINETS

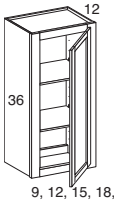

W936 L/R
W1236 L/R
W1536 L/R
W1836 L/R
W2136 L/R
W2436SD L/R

1 Door,
2 Adj. shelves

- **Must specify L or R hinge**
- W936 is square in TOL arch and all cathedral door styles
- W936 not available with FIMD option
- **INSET:** W936 not available

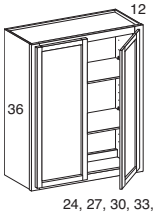

W2436
W2736
W3036WCM
W3336WCM
W3636WCM

2 Doors w/o center mullion,
2 Adj. shelves

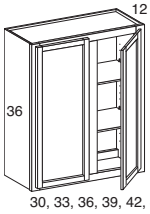

W3036
W3336
W3636
W3936
W4236
W4536D2
W4836D2

2 Doors,
2 Adj. shelves

- **INSET:** 30″-36″ wide will be standard WCM

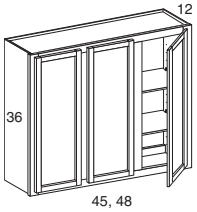

W4536
W4836

3 Doors,
2 Adj. shelves

- Doors hinged Left, Right, Right
- **INSET:** Not available

Door Widths:

	TOL	FOL
W4536	12½″	14⅝″
W4836 (center)	15½″	17⅝″
W4836 (outside)	12½″	14⅝″

WIDTH		HEIGHT		DEPTH	
Min.	Max.	Min.	Max.	Min.	Max.
9″	48″	33¼″	36″	4½″	30″

Semi-Custom	APC	BO	CC	ES	FCE	FDBS	FH	FI	FIMD	FO	ID	IF	IME	MFE	MD	MH	MW	P	PCE	RD	RTK	TKA	VTK	WBR	WCM	WS	WTR
FOL/TOL	●	●	●	●	●		▲	●	●	●	●		●	●	●	●	●	●	●	●		●		●		●	●
INS	●	●	●	●	●		▲	●	●	●	●			●	●	●	●	●	●	●		●		●		●	●

33″ & 30″ HIGH WALL CABINETS

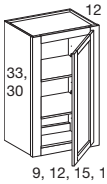

W933 L/R **W930 L/R**
W1233 L/R **W1230 L/R**
W1533 L/R **W1530 L/R**
W1833 L/R **W1830 L/R**
W2133 L/R **W2130 L/R**
W2433SD L/R **W2430SD L/R**

1 Door,
2 Adj. shelves

- **Must specify L or R hinge**
- W933 and W930 are square in TOL arch and all cathedral door styles
- W933 and W930 not available with FIMD option
- **INSET:** W933 and W930 not available

WIDTH		HEIGHT		DEPTH	
Min.	Max.	Min.	Max.	Min.	Max.
9″	24″	27¼″	33″	4½″	30″

Semi-Custom	APC	BO	CC	ES	FCE	FDBS	FH	FI	FIMD	FO	ID	IF	IME	MFE	MD	MH	MW	P	PCE	RD	RTK	TKA	VTK	WBR	WCM	WS	WTR
FOL/TOL	●	●	●	●	●		▲	●	●	●	●		●	●	●	●	●	●	●	●		●		●		●	●
INS	●	●	●	●	●		▲	●	●	●	●			●	●	●	●	●	●	●		●		●		●	●

33″ & 30″ HIGH WALL CABINETS (continued)

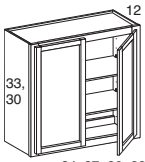

24, 27, 30, 33, 36

W2433 **W2430**
W2733 **W2730**
W3033WCM **W3030WCM**
W3333WCM **W3330WCM**
W3633WCM **W3630WCM**

2 Doors w/o center mullion,
2 Adj. shelves

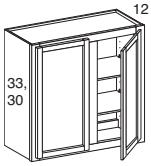

30, 33, 36, 39, 42, 45, 48

W3033 **W3030**
W3333 **W3330**
W3633 **W3630**
W3933 **W3930**
W4233 **W4230**
W4533D2 **W4530D2**
W4833D2 **W4830D2**

2 Doors,
2 Adj. shelves

- **INSET:** 30″-36″ wide will be standard WCM

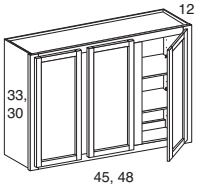

45, 48

W4533 **W4530**
W4833 **W4830**

3 Doors,
2 Adj. shelves

- Doors hinged Left, Right, Right
- **INSET:** Not available

Door Widths:

	TOL	FOL
W4533 & W4530	12½″	14⅝″
W4833 & W4830 (center)	15½″	17⅝″
W4833 & W4830 (outside)	12½″	14⅝″

WIDTH		HEIGHT		DEPTH	
Min.	Max.	Min.	Max.	Min.	Max.
24″	48″	27¼″	33″	4½″	30″

Semi-Custom	APC	BO	CC	ES	FCE	FDBS	FH	FI	FIMD	FO	ID	IF	IME	MFE	MD	MH	MW	P	PCE	RD	RTK	TKA	VTK	WBR	WCM	WS	WTR
FOL/TOL	●	●	●	●	●		▲	●	●	●	●		●	●	●	●	●	●	●	●		●		●		●	●
INS	●	●	●	●	●		▲	●	●	●	●			●	●	●	●	●	●	●		●		●		●	●

27″ HIGH WALL CABINETS

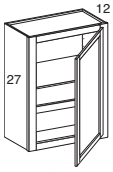

9, 12, 15, 18, 21, 24

W927 L/R
W1227 L/R
W1527 L/R
W1827 L/R
W2127 L/R
W2427SD L/R

1 Door,
1 Adj. shelf

- **Must specify L or R hinge**
- W927 is square in TOL arch and all cathedral door styles
- W927 not available with FIMD option
- **INSET:** W927 not available

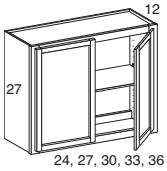

24, 27, 30, 33, 36

W2427
W2727
W3027WCM
W3327WCM
W3627WCM

2 Doors w/o center mullion,
1 Adj. shelf

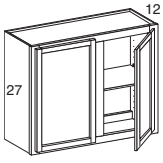

30, 33, 36, 39, 42, 45, 48

W3027
W3327
W3627
W3927
W4227
W4527D2
W4827D2

2 Doors,
1 Adj. shelf

- **INSET:** 30″-36″ wide will be standard WCM

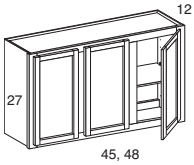

45, 48

W4527
W4827

3 Doors,
1 Adj. shelf

- Doors hinged Left, Right, Right
- **INSET:** Not available

Door Widths:

	TOL	FOL
W4527	12½″	14⅝″
W4827 (center)	15½″	17⅝″
W4827 (outside)	12½″	14⅝″

WIDTH		HEIGHT		DEPTH	
Min.	Max.	Min.	Max.	Min.	Max.
9″	48″	24¼″	27″	4½″	30″

Semi-Custom	APC	BO	CC	ES	FCE	FDBS	FH	FI	FIMD	FO	ID	IF	IME	MFE	MD	MH	MW	P	PCE	RD	RTK	TKA	VTK	WBR	WCM	WS	WTR
FOL/TOL	●	●	●	●	●		▲	●	●	●	●		●	●	●	●	●	●	●	●		●		●		●	●
INS	●	●	●	●	●		▲	●	●	●	●			●	●	●	●	●	●	●		●		●		●	●

24″ HIGH WALL CABINETS



12, 15, 18, 21, 24

W1224 L/R
W1524 L/R
W1824 L/R
W2124 L/R
W2424SD L/R

1 Door,
1 Adj. shelf

- **Must specify L or R hinge**

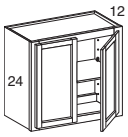

24, 27, 30, 33, 36

W2424
W2724
W3024WCM
W3324WCM
W3624WCM

2 Doors w/o center mullion,
1 Adj. shelf

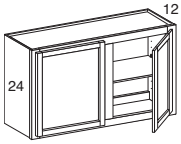

30, 33, 36, 39, 42, 45, 48

W3024
W3324
W3624
W3924
W4224
W4524D2
W4824D2

2 Doors,
1 Adj. shelf

- **INSET:** 30″-36″ wide will be standard WCM

	WIDTH		HEIGHT		DEPTH	
	Min.	Max.	Min.	Max.	Min.	Max.
	9¼″	48″	21¼″	24″	4½″	30″

Semi-Custom	APC	BO	CC	ES	FCE	FDBS	FH	FI	FIMD	FO	ID	IF	IME	MFE	MD	MH	MW	P	PCE	RD	RTK	TKA	VTK	WBR	WCM	WS	WTR
FOL/TOL	●	●	●	●	●		▲	●	●	●	●		●	●	●	●	●	●	●	●		●		●		●	●
INS	●	●	●	●	●		▲	●	●	●	●			●	●	●	●	●	●	●		●		●		●	●

21″ HIGH WALL CABINETS

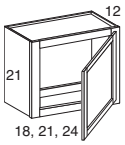

18, 21, 24

W1821 L/R
W2121 L/R
W2421SD L/R

1 Door

- **Must specify L or R hinge**

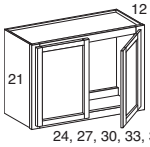

24, 27, 30, 33, 36

W2421
W2721
W3021WCM
W3321WCM
W3621WCM

2 Doors w/o center mullion

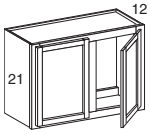

30, 33, 36, 39

W3021
W3321
W3621
W3921

2 Doors

- **INSET:** 30″-36″ wide will be standard WCM

	WIDTH		HEIGHT		DEPTH	
	Min.	Max.	Min.	Max.	Min.	Max.
	15¼″	39″	18¼″	21″	4½″	30″

Semi-Custom	APC	BO	CC	ES	FCE	FDBS	FH	FI	FIMD	FO	ID	IF	IME	MFE	MD	MH	MW	P	PCE	RD	RTK	TKA	VTK	WBR	WCM	WS	WTR
FOL/TOL	●	●	●	●	●		▲	●	●	●	●		●	●	●	●	●	●	●	●		●		●		●	●
INS	●	●	●	●	●		▲	●	●	●	●			●	●	●	●	●	●	●		●		●		●	●

18″ HIGH WALL CABINETS

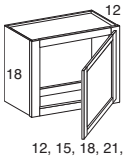

12, 15, 18, 21, 24

W1218 L/R
W1518 L/R
W1818 L/R
W2118 L/R
W2418SD L/R

1 Door

- **Must specify L or R hinge**

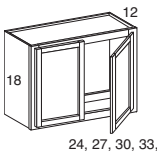

24, 27, 30, 33, 36

W2418
W2718
W3018WCM
W3318WCM
W3618WCM

2 Doors w/o center mullion

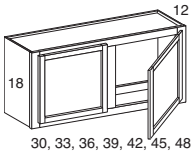

30, 33, 36, 39, 42, 45, 48

W3018
W3318
W3618
W3918
W4218
W4518D2
W4818D2

2 Doors

- **INSET:** 30″-36″ wide will be standard WCM

	WIDTH		HEIGHT		DEPTH	
	Min.	Max.	Min.	Max.	Min.	Max.
	9¼″	48″	15¼″	18″	4½″	30″

Semi-Custom	APC	BO	CC	ES	FCE	FDBS	FH	FI	FIMD	FO	ID	IF	IME	MFE	MD	MH	MW	P	PCE	RD	RTK	TKA	VTK	WBR	WCM	WS	WTR
FOL/TOL	●	●	●	●	●		▲	●	●	●	●		●	●	●	●	●	●	●	●		●		●		●	●
INS	●	●	●	●	●		▲	●	●	●	●			●	●	●	●	●	●	●		●		●		●	●

15″ HIGH WALL CABINETS

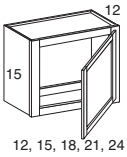

12, 15, 18, 21, 24

W1215 L/R
W1515 L/R
W1815 L/R
W2115 L/R
W2415SD L/R

1 Door

- **Must specify L or R hinge**

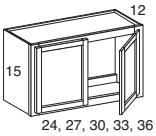

24, 27, 30, 33, 36

W2415
W2715
W3015WCM
W3315WCM
W3615WCM

2 Doors w/o center mullion

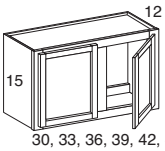

30, 33, 36, 39, 42, 45, 48

W3015
W3315
W3615
W3915
W4215
W4515D2
W4815D2

2 Doors

- **INSET:** 30″-36″ wide will be standard WCM

	WIDTH		HEIGHT		DEPTH	
	Min.	Max.	Min.	Max.	Min.	Max.
	9¼″	48″	12¼″	15″	4½″	30″

Semi-Custom	APC	BO	CC	ES	FCE	FDBS	FH	FI	FIMD	FO	ID	IF	IME	MFE	MD	MH	MW	P	PCE	RD	RTK	TKA	VTK	WBR	WCM	WS	WTR
FOL/TOL	●	●	●	●	●		▲	●	●	●	●		●	●	●	●	●	●	●	●		●		●		●	●
INS	●	●	●	●	●		▲	●	●	●	●			●	●	●	●	●	●	●		●		●		●	●

12″ HIGH WALL CABINETS

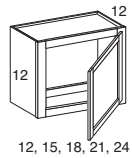

12, 15, 18, 21, 24

W1212 L/R
W1512 L/R
W1812 L/R
W2112 L/R
W2412SD L/R

1 Door

- **Must specify L or R hinge**

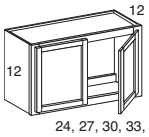

24, 27, 30, 33, 36

W2412
W2712
W3012WCM
W3312WCM
W3612WCM

2 Doors w/o center mullion

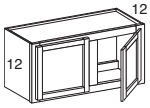

30, 33, 36, 39, 42, 48

W3012
W3312
W3612
W3912
W4212
W4812D2

2 Doors

- **INSET:** 30″-36″ wide will be standard WCM

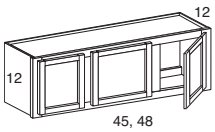

45, 48

W4512
W4812

3 Doors

- Doors hinged Left, Right, Right
- **INSET:** Not available

Door Widths:

	TOL	FOL
W4512	12½″	14⅝″
W4812 (center)	15½″	17⅝″
W4812 (outside)	12½″	14⅝″

	WIDTH		HEIGHT		DEPTH	
	Min.	Max.	Min.	Max.	Min.	Max.
	9¼″	48″			4½″	30″

Semi-Custom	APC	BO	CC	ES	FCE	FDBS	FH	FI	FIMD	FO	ID	IF	IME	MFE	MD	MH	MW	P	PCE	RD	RTK	TKA	VTK	WBR	WCM	WS	WTR
FOL/TOL	●	●	●	●	●		▲	●		●	●		●	●	●		●	●	●	●		●		●		●	●
INS	●	●	●	●	●		▲	●		●	●			●	●		●	●	●	●		●		●		●	●

60″ & 57″ HIGH WALL STACK CABINETS

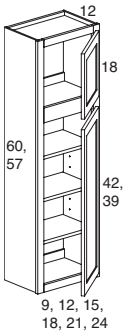

WSC960 L/R **WSC1260 L/R** **WSC1560 L/R** **WSC1860 L/R** **WSC2160 L/R** **WSC2460SD L/R**	**WSC957 L/R** **WSC1257 L/R** **WSC1557 L/R** **WSC1857 L/R** **WSC2157 L/R** **WSC2457SD L/R**	**2 Doors,** **3 Adj. shelves in lower section**

- **Must specify L or R hinge**
- WSC960 and WSC957 are square in TOL arch and all cathedral door styles
- WSC960 and WSC957 are not available with FIMD option
- Upper section is 18″ high and lower section is 42″ high for overall 60″ height and 39″ high for overall 57″ height
- Bottom door is always square
- FOL reveal is ⅞″ between top and bottom doors
- TOL reveal is 2½″ between top and bottom doors
- **INSET:** WSC960 and WSC957 not available; reveal is 3½″ between top and bottom doors

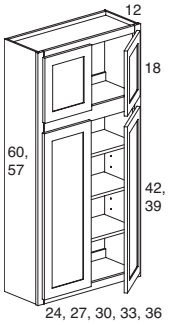

WSC2460 **WSC2760** **WSC3060WCM** **WSC3360WCM** **WSC3660WCM**	**WSC2457** **WSC2757** **WSC3057WCM** **WSC3357WCM** **WSC3657WCM**	**4 Doors w/o center mullion,** **3 Adj. shelves in lower section**

- Upper section is 18″ high and lower section is 42″ high for overall 60″ height and 39″ high for overall 57″ height
- Bottom door is always square
- FOL reveal is ⅞″ between top and bottom doors
- TOL reveal is 2½″ between top and bottom doors
- **INSET:** Reveal is 3½″ between top and bottom doors

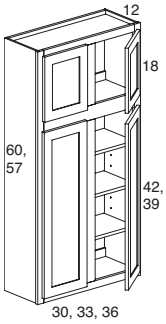

WSC3060 **WSC3360** **WSC3660**	**WSC3057** **WSC3357** **WSC3657**	**4 Doors,** **3 Adj. shelves in lower section**

- Upper section is 18″ high and lower section is 42″ high for overall 60″ height and 39″ high for overall 57″ height
- Bottom door is always square
- FOL reveal is ⅞″ between top and bottom doors
- TOL reveal is 2½″ between top and bottom doors
- **INSET:** 30″-36″ wide will be standard WCM

	WIDTH		HEIGHT		DEPTH	
	Min.	Max.	Min.	Max.	Min.	Max.
	9″	36″	54¼″	60″	4½″	30″

Semi-Custom	APC	BO	CC	ES	FCE	FDBS	FH	FI	FIMD	FO	ID	IF	IME	MFE	MD	MH	MW	P	PCE	RD	RTK	TKA	VTK	WBR	WCM	WS	WTR
FOL/TOL	●	●	●	●	●			●	●	●	●	●	●	●	●	●	●	●	●	●		●		●		●	●
INS	●	●	●	●	●			●	●	●	●	●		●	●	●	●	●	●	●		●		●		●	●

54″ & 51″ HIGH WALL STACK CABINETS

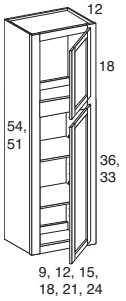

WSC954 L/R **WSC1254 L/R** **WSC1554 L/R** **WSC1854 L/R** **WSC2154 L/R** **WSC2454SD L/R**	**WSC951 L/R** **WSC1251 L/R** **WSC1551 L/R** **WSC1851 L/R** **WSC2151 L/R** **WSC2451SD L/R**	**2 Doors,** **2 Adj. shelves in lower section**

- **Must specify L or R hinge**
- WSC954 and WSC951 are square in TOL arch and all cathedral door styles
- WSC954 and WSC951 are not available with FIMD option
- Upper section is 18″ high and lower section is 36″ high for overall 54″ height and 33″ high for overall 51″ height
- Bottom door is always square
- FOL reveal is ⅞″ between top and bottom doors
- TOL reveal is 2½″ between top and bottom doors
- **INSET:** WSC954 and WSC951 not available; reveal is 3½″ between top and bottom doors

	WIDTH		HEIGHT		DEPTH	
	Min.	Max.	Min.	Max.	Min.	Max.
	9″	24″	48¼″	54″	4½″	30″

Semi-Custom	APC	BO	CC	ES	FCE	FDBS	FH	FI	FIMD	FO	ID	IF	IME	MFE	MD	MH	MW	P	PCE	RD	RTK	TKA	VTK	WBR	WCM	WS	WTR
FOL/TOL	●	●	●	●	●			●	●	●	●	●	●	●	●	●	●	●	●	●		●		●		●	●
INS	●	●	●	●	●			●	●	●	●	●		●	●	●	●	●	●	●		●		●		●	●

54″ & 51″ HIGH WALL STACK CABINETS (continued)

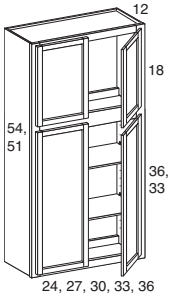

WSC2454 **WSC2451**
WSC2754 **WSC2751**
WSC3054WCM **WSC3051WCM**
WSC3354WCM **WSC3351WCM**
WSC3654WCM **WSC3651WCM**

4 Doors w/o center mullion,
2 Adj. shelves in lower section

- Upper section is 18″ high and lower section is 36″ high for overall 54″ height and 33″ high for overall 51″ height
- Bottom door is always square
- FOL reveal is ⅞″ between top and bottom doors
- TOL reveal is 2½″ between top and bottom doors
- **INSET:** Reveal is 3½″ between top and bottom doors

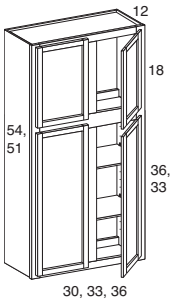

WSC3054 **WSC3051**
WSC3354 **WSC3351**
WSC3654 **WSC3651**

4 Doors,
2 Adj. shelves in lower section

- Upper section is 18″ high and lower section is 36″ high for overall 54″ height and 33″ high for overall 51″ height
- Bottom door is always square
- FOL reveal is ⅞″ between top and bottom doors
- TOL reveal is 2½″ between top and bottom doors
- **INSET:** 30″-36″ wide will be standard WCM

WIDTH		HEIGHT		DEPTH	
Min.	Max.	Min.	Max.	Min.	Max.
24″	36″	48¼″	54″	4½″	30″

Semi-Custom	APC	BO	CC	ES	FCE	FDBS	FH	FI	FIMD	FO	ID	IF	IME	MFE	MD	MH	MW	P	PCE	RD	RTK	TKA	VTK	WBR	WCM	WS	WTR
FOL/TOL	●	●	●	●	●			●	●	●	●	●	●	●	●	●	●	●	●	●		●		●		●	●
INS	●	●	●	●	●			●	●	●	●	●		●	●	●	●	●	●	●		●		●		●	●

48″ HIGH WALL STACK CABINETS

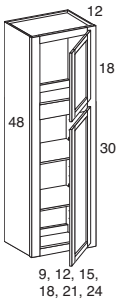

WSC948 L/R
WSC1248 L/R
WSC1548 L/R
WSC1848 L/R
WSC2148 L/R
WSC2448SD L/R

2 Doors,
2 Adj. shelves in lower section

- **Must specify L or R hinge**
- WSC948 is square in TOL arch and all cathedral door styles
- WSC948 is not available with FIMD option
- Upper section is 18″ high and lower section is 30″ for overall 48″ height
- Bottom door is always square
- FOL reveal is ⅞″ between top and bottom doors
- TOL reveal is 2½″ between top and bottom doors
- **INSET:** WSC948 not available; reveal is 3½″ between top and bottom doors

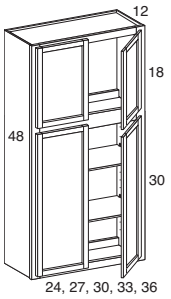

WSC2448
WSC2748
WSC3048WCM
WSC3348WCM
WSC3648WCM

4 Doors w/o center mullion,
2 Adj. shelves in lower section

- Upper section is 18″ high and lower section is 30″ for overall 48″ height
- Bottom door is always square
- FOL reveal is ⅞″ between top and bottom doors
- TOL reveal is 2½″ between top and bottom doors
- **INSET:** Reveal is 3½″ between top and bottom doors

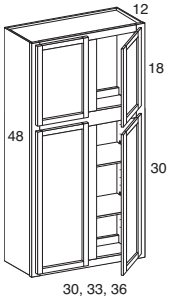

WSC3048
WSC3348
WSC3648

4 Doors,
2 Adj. shelves in lower section

- Upper section is 18″ high and lower section is 30″ for overall 48″ height
- Bottom door is always square
- FOL reveal is ⅞″ between top and bottom doors
- TOL reveal is 2½″ between top and bottom doors
- **INSET:** 30″-36″ wide will be standard WCM

WIDTH		HEIGHT		DEPTH	
Min.	Max.	Min.	Max.	Min.	Max.
9″	36″	42¼″	48″	4½″	30″

Semi-Custom	APC	BO	CC	ES	FCE	FDBS	FH	FI	FIMD	FO	ID	IF	IME	MFE	MD	MH	MW	P	PCE	RD	RTK	TKA	VTK	WBR	WCM	WS	WTR
FOL/TOL	●	●	●	●	●			●	●	●	●	●	●	●	●	●	●	●	●	●		●		●		●	●
INS	●	●	●	●	●			●	●	●	●	●		●	●	●	●	●	●	●		●		●		●	●

42″ HIGH WALL STACK CABINETS

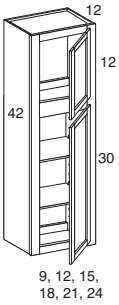

WSC942 L/R
WSC1242 L/R
WSC1542 L/R
WSC1842 L/R
WSC2142 L/R
WSC2442SD L/R

2 Doors,
2 Adj. shelves in lower section

- **Must specify L or R hinge**
- WSC942 is square in TOL arch and all cathedral door styles
- WSC942 is not available with FIMD option
- Upper section is 12″ high and lower section is 30″ high for overall 42″ height
- Bottom door is always square
- FOL reveal is ⅞″ between top and bottom doors
- TOL reveal is 2½″ between top and bottom doors
- Top door is not available with mullion doors
- **INSET:** WSC942 not available; reveal is 3½″ between top and bottom doors

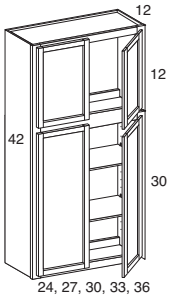

WSC2442
WSC2742
WSC3042WCM
WSC3342WCM
WSC3642WCM

4 Doors w/o center mullion,
2 Adj. shelves in lower section

- Upper section is 12″ high and lower section is 30″ high for overall 42″ height
- Bottom door is always square
- FOL reveal is ⅞″ between top and bottom doors
- TOL reveal is 2½″ between top and bottom doors
- Top door is not available with mullion doors
- **INSET:** Reveal is 3½″ between top and bottom doors

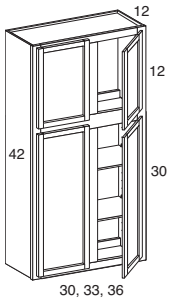

WSC3042
WSC3342
WSC3642

4 Doors,
2 Adj. shelves in lower section

- Upper section is 12″ high and lower section is 30″ high for overall 42″ height
- Bottom door is always square
- FOL reveal is ⅞″ between top and bottom doors
- TOL reveal is 2½″ between top and bottom doors
- Top door is not available with mullion doors
- **INSET:** 30″-36″ wide will be standard WCM

WIDTH		HEIGHT		DEPTH	
Min.	Max.	Min.	Max.	Min.	Max.
9″	36″			4½″	30″

Semi-Custom	APC	BO	CC	ES	FCE	FDBS	FH	FI	FIMD	FO	ID	IF	IME	MFE	MD	MH	MW	P	PCE	RD	RTK	TKA	VTK	WBR	WCM	WS	WTR
FOL/TOL	●	●	●	●	●			●	●	●	●	●	●	●	●		●	●	●	●		●		●		●	●
INS	●	●	●	●	●			●	●	●	●	●		●	●		●	●	●	●		●		●		●	●

WALL VERTICAL HINGE CABINETS

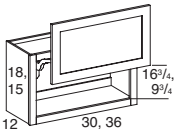

WVC3018
WVC3618
WVC3015
WVC3615

1 Door

- For Bridgeport, Harbour and New Haven, the grain and beads in center panel will run vertically
- For all other door styles, grain will run horizontally in center panel
- Metal doors available as Function Ready only
- 15″ High cabinet requires a 9½″ clearance for door to open
- 18″ High cabinet requires a 16½″ clearance for door to open
- **Not available in Arch or Cathedral door styles**
- **INSET:** Available in all door styles

WIDTH		HEIGHT		DEPTH	
Min.	Max.	Min.	Max.	Min.	Max.
				12″	30″

Semi-Custom	APC	BO	CC	ES	FCE	FDBS	FH	FI	FIMD	FO	ID	IF	IME	MFE	MD	MH	MW	P	PCE	RD	RTK	TKA	VTK	WBR	WCM	WS	WTR
FOL/TOL	●	●	●	●	●		▲	●	●		●		●	●	●				●					●			●
INS	●	●	●	●	●		▲	●	●		●			●	●				●					●			●

WALL DOUBLE VERTICAL HINGE CABINETS

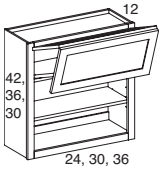

WDVC2442
WDVC3042
WDVC3642
WDVC2436
WDVC3036
WDVC3636
WDVC2430
WDVC3030
WDVC3630

2 Doors,
2 Adj. shelves

- For Bridgeport, Harbour and New Haven, the grain and beads in center panel will run vertically
- For all other door styles, grain will run horizontally in center panel
- Metal doors available as Function Ready only
- Cabinet requires a 7½″ clearance for door to open
- **Not available in Arch or Cathedral door styles**
- **INSET:** Available in all door styles

WIDTH		HEIGHT		DEPTH	
Min.	Max.	Min.	Max.	Min.	Max.
				12″	30″

Semi-Custom	APC	BO	CC	ES	FCE	FDBS	FH	FI	FIMD	FO	ID	IF	IME	MFE	MD	MH	MW	P	PCE	RD	RTK	TKA	VTK	WBR	WCM	WS	WTR
FOL/TOL	●	●	●	●	●		▲	●	●		●		●	●	●				●					●			●
INS	●	●	●	●	●		▲	●	●		●			●	●				●					●			●

WALL TOP HINGE CABINETS

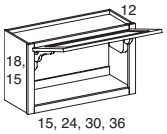

WTC1518
WTC2418
WTC3018
WTC3618
WTC1515
WTC2415
WTC3015
WTC3615

1 Door

- For Bridgeport, Harbour and New Haven, the grain and beads in center panel will run vertically
- For all other door styles, grain will run horizontally in center panel
- Metal doors available as Function Ready only
- **Not available in Arch or Cathedral door styles**
- **INSET:** Available in all door styles

WIDTH		HEIGHT		DEPTH	
Min.	Max.	Min.	Max.	Min.	Max.
				12″	30″

Semi-Custom	APC	BO	CC	ES	FCE	FDBS	FH	FI	FIMD	FO	ID	IF	IME	MFE	MD	MH	MW	P	PCE	RD	RTK	TKA	VTK	WBR	WCM	WS	WTR
FOL/TOL	●	●	●	●	●		▲	●	●		●		●	●	●				●					●			●
INS	●	●	●	●	●		▲	●	●		●			●	●				●					●			●

24″ DEEP REFRIGERATOR WALL CABINETS

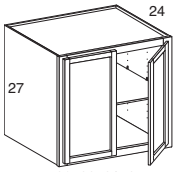

27″ High Refrigerator Wall Cabinets

RW302724WCM
RW332724WCM
RW362724WCM
RW372724WCM

2 Doors w/o center mullion,
1 Adj. shelf

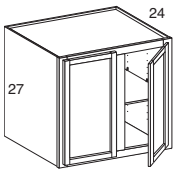

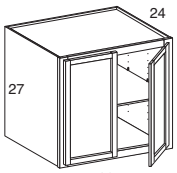

Available with WCM Option

RW302724
RW332724
RW362724
RW372724
RW392724

2 Doors,
1 Adj. shelf

- **INSET:** 30″-36″ wide will be standard WCM

WIDTH		HEIGHT		DEPTH	
Min.	Max.	Min.	Max.	Min.	Max.
27¼″	39″	24¼″	27″	4½″	30″

Semi-Custom	APC	BO	CC	ES	FCE	FDBS	FH	FI	FIMD	FO	ID	IF	IME	MFE	MD	MH	MW	P	PCE	RD	RTK	TKA	VTK	WBR	WCM	WS	WTR
FOL/TOL	●	●	●	●	●		▲	●	●	●	●		●	●	●	●	●	●	●	●		●		●	●	●	●
INS	●	●	●	●	●		▲	●	●	●	●			●	●	●	●	●	●	●		●		●	●	●	●

24″ High Refrigerator Wall Cabinets

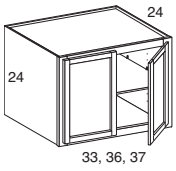

RW332424WCM
RW362424WCM
RW372424WCM

2 Doors w/o center mullion,
1 Adj. shelf

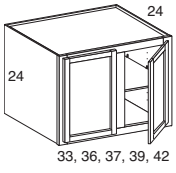

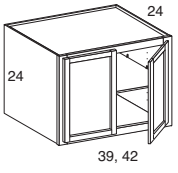

Available with WCM Option

RW332424
RW362424
RW372424
RW392424
RW422424

2 Doors,
1 Adj. shelf

- **INSET:** 30″-36″ wide will be standard WCM

WIDTH		HEIGHT		DEPTH	
Min.	Max.	Min.	Max.	Min.	Max.
30¼″	42″	21¼″	24″	4½″	30″

Semi-Custom	APC	BO	CC	ES	FCE	FDBS	FH	FI	FIMD	FO	ID	IF	IME	MFE	MD	MH	MW	P	PCE	RD	RTK	TKA	VTK	WBR	WCM	WS	WTR
FOL/TOL	●	●	●	●	●		▲	●	●	●	●		●	●	●	●	●	●	●	●		●		●	●	●	●
INS	●	●	●	●	●		▲	●	●	●	●			●	●	●	●	●	●	●		●		●	●	●	●

24″ High Refrigerator Wall Cabinets (continued)

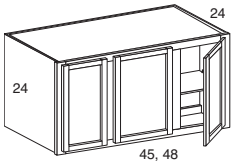

RW452424 **3 Doors,**
RW482424 **1 Adj. shelf**

- Doors hinged Left, Right, Right
- **INSET:** Not available

Door Widths:

	TOL	FOL
W452424	12½″	14⅝″
W482424 (center)	15½″	17⅝″
W482424 (outside)	12½″	14⅝″

WIDTH		HEIGHT		DEPTH	
Min.	Max.	Min.	Max.	Min.	Max.
42¼″	48″	21¼″	24″	4½″	30″

Semi-Custom	APC	BO	CC	ES	FCE	FDBS	FH	FI	FIMD	FO	ID	IF	IME	MFE	MD	MH	MW	P	PCE	RD	RTK	TKA	VTK	WBR	WCM	WS	WTR
FOL/TOL	●	●	●	●	●		▲	●	●	●	●		●	●	●	●	●	●	●	●		●		●		●	●

21″ High Refrigerator Wall Cabinets

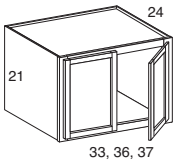

RW332124WCM **2 Doors w/o center mullion**
RW362124WCM
RW372124WCM

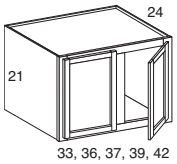

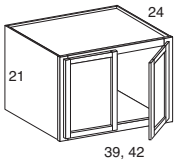

Available with WCM Option

RW332124 **2 Doors**
RW362124
RW372124
RW392124
RW422124

- **INSET:** 30″-36″ wide will be standard WCM

WIDTH		HEIGHT		DEPTH	
Min.	Max.	Min.	Max.	Min.	Max.
30¼″	42″	18¼″	21″	4½″	30″

Semi-Custom	APC	BO	CC	ES	FCE	FDBS	FH	FI	FIMD	FO	ID	IF	IME	MFE	MD	MH	MW	P	PCE	RD	RTK	TKA	VTK	WBR	WCM	WS	WTR
FOL/TOL	●	●	●	●	●		▲	●	●	●	●		●	●	●	●	●	●	●	●		●		●	●	●	●
INS	●	●	●	●	●		▲	●	●	●	●			●	●	●	●	●	●	●		●		●	●	●	●

18″ High Refrigerator Wall Cabinets

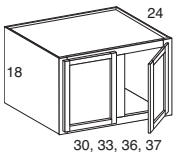

RW301824WCM **2 Doors w/o center mullion**
RW331824WCM
RW361824WCM
RW371824WCM

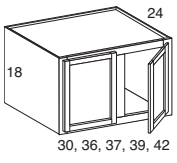

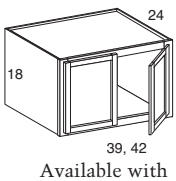

Available with WCM Option

RW331824 **2 Doors**
RW361824
RW371824
RW391824
RW421824

- **INSET:** 30″-36″ wide will be standard WCM

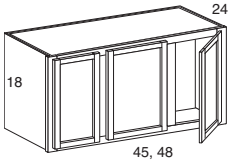

RW451824 **3 Doors**
RW481824

- Doors hinged Left, Right, Right
- **INSET:** Not available

Door Widths:

	TOL	FOL
W451824	12½″	14⅝″
W481824 (center)	15½″	17⅝″
W481824 (outside)	12½″	14⅝″

WIDTH		HEIGHT		DEPTH	
Min.	Max.	Min.	Max.	Min.	Max.
27¼″	48″	15¼″	18″	4½″	30″

Semi-Custom	APC	BO	CC	ES	FCE	FDBS	FH	FI	FIMD	FO	ID	IF	IME	MFE	MD	MH	MW	P	PCE	RD	RTK	TKA	VTK	WBR	WCM	WS	WTR
FOL/TOL	●	●	●	●	●		▲	●	●	●	●		●	●	●	●	●	●	●	●		●		●	●	●	●
INS	●	●	●	●	●		▲	●	●	●	●			●	●	●	●	●	●	●		●		●	●	●	●

24″ DEEP REFRIGERATOR WALL CABINETS (continued)

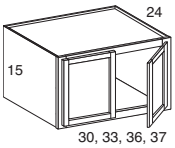

15″ High Refrigerator Wall Cabinet

RW301524WCM **2 Doors w/o center mullion**
RW331524WCM
RW361524WCM
RW371524WCM

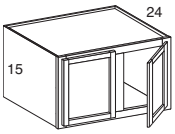

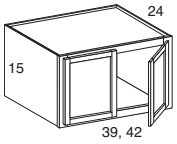

Available with WCM Option

RW331524 **2 Doors**
RW361524
RW371524
RW391524
RW421524

- **INSET:** 30″-36″ wide will be standard WCM

WIDTH		HEIGHT		DEPTH	
Min.	Max.	Min.	Max.	Min.	Max.
27¼″	42″	12¼″	15″	4½″	30″

Semi-Custom	APC	BO	CC	ES	FCE	FDBS	FH	FI	FIMD	FO	ID	IF	IME	MFE	MD	MH	MW	P	PCE	RD	RTK	TKA	VTK	WBR	WCM	WS	WTR
FOL/TOL	●	●	●	●	●		▲	●	●	●	●		●	●	●	●	●	●	●	●		●		●	●	●	●
INS	●	●	●	●	●		▲	●	●	●	●			●	●	●	●	●	●	●		●		●	●	●	●

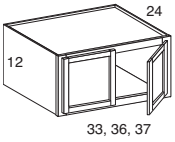

12″ High Refrigerator Wall Cabinet

RW331224WCM **2 Doors w/o center mullion**
RW361224WCM
RW371224WCM

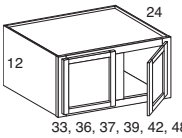

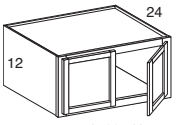

Available with WCM Option

RW331224 **2 Doors**
RW361224
RW371224
RW391224
RW421224
RW481224D2

- **INSET:** 30″-36″ wide will be standard WCM

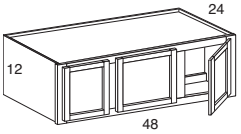

RW481224 **3 Doors**

- Doors hinged Left, Right, Right
- **INSET:** Not available

Door Widths:

	TOL	FOL
W481224 (center)	15½″	17⅝″
W481224 (outside)	12½″	14⅝″

WIDTH		HEIGHT		DEPTH	
Min.	Max.	Min.	Max.	Min.	Max.
30¼″	48″			4½″	30″

Semi-Custom	APC	BO	CC	ES	FCE	FDBS	FH	FI	FIMD	FO	ID	IF	IME	MFE	MD	MH	MW	P	PCE	RD	RTK	TKA	VTK	WBR	WCM	WS	WTR
FOL/TOL	●	●	●	●	●		▲	●		●	●		●	●	●		●	●	●	●		●		●	●	●	●
INS	●	●	●	●	●		▲	●		●	●			●	●		●	●	●	●		●		●	●	●	●

WALL BLIND CORNER CABINETS

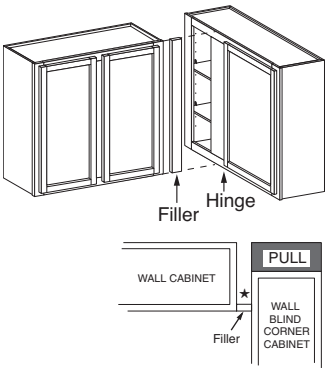

WALL BLIND CORNER CABINET INSTALLATION/ORDERING INSTRUCTIONS
Must order left or right blind for all blind corner cabinets. Blind Corner cabinets with swingout kits should not be installed next to appliance cabinets due to clearances needed for kits. For single door cabinets, hinge is on blind side of cabinet. Left Wall Blind Corner Cabinet is shown.

NOTE: All **Traditional Overlay** door styles must pull at least 1″ and use a 1″ filler when using Wellborn stock hardware to allow for a 90° clearance. A filler or pull is not required when hardware is not used for these styles. All **Full Overlay** door styles must pull at least 2″ and use a 2″ filler when using Wellborn stock hardware to allow for a 90° clearance. A pull of 1″ and use of a 1″ filler are required when hardware is not used. All Wall Blind Corner Cabinets will pull up to 4¾″. Opening is 5½″ wide on all Wall Blind Corner Cabinets. Center stile is 6½″ wide. **INSET:** Depending on hardware selection, pull may not be necessary or visually desirable.

★ Open blind area will be filled with ⅛″ back panel material.

54″ & 51″ HIGH WALL BLIND CORNER CABINETS

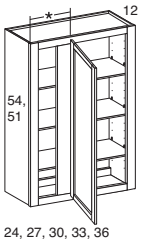

Left Blind Shown

WBC2454L	**WBC2451L**
WBC2454R	**WBC2451R**
WBC2754L	**WBC2751L**
WBC2754R	**WBC2751R**
WBC3054L	**WBC3051L**
WBC3054R	**WBC3051R**
WBC3354L	**WBC3351L**
WBC3354R	**WBC3351R**
WBC3654SDL	**WBC3651SDL**
WBC3654SDR	**WBC3651SDR**

1 Door,
3 Adj. shelves

- **Must order L or R blind**
- Thermofoil and cope and tenon door styles will have a horizontal center rail for doors larger than 48″

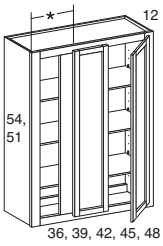

Left Blind Shown

WBC3654L	**WBC3651L**
WBC3654R	**WBC3651R**
WBC3954L	**WBC3951L**
WBC3954R	**WBC3951R**
WBC4254LWCM	**WBC4251LWCM**
WBC4254RWCM	**WBC4251RWCM**
WBC4554LWCM	**WBC4551LWCM**
WBC4554RWCM	**WBC4551RWCM**
WBC4854LWCM	**WBC4851LWCM**
WBC4854RWCM	**WBC4851RWCM**

2 Doors w/o center mullion,
3 Adj. shelves

- **Must order L or R blind**
- Thermofoil and cope and tenon door styles will have a horizontal center rail for doors larger than 48″

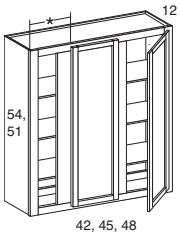

Left Blind Shown

WBC4254L	**WBC4251L**
WBC4254R	**WBC4251R**
WBC4554L	**WBC4551L**
WBC4554R	**WBC4551R**
WBC4854L	**WBC4851L**
WBC4854R	**WBC4851R**

2 Doors,
3 Adj. shelves

- **Must order L or R blind**
- Thermofoil and cope and tenon door styles will have a horizontal center rail for doors larger than 48″
- **INSET:** Will be standard WCM

★ **Distance from frame edge to edge of closed door**
TOL = 13¼″
FOL = 12³⁄₁₆″
INS = 13¾″

WIDTH		HEIGHT		DEPTH	
Min.	Max.	Min.	Max.	Min.	Max.
		48¼″	54″	4½″	30″

Semi-Custom	APC	BO	CC	ES	FCE	FDBS	FH	FI	FIMD	FO	ID	IF	IME	MFE	MD	MH	MW	P	PCE	RD	RTK	TKA	VTK	WBR	WCM	WS	WTR
FOL/TOL	●	●		●	●		▲	●	●	●	●		●	●	●	●		●	●	●		●		●		●	●
INS	●	●		●	●		▲	●	●	●	●			●	●	●		●	●	●		●		●		●	●

48″ HIGH WALL BLIND CORNER CABINETS

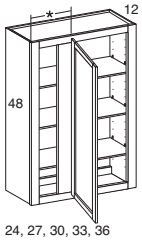

Left Blind Shown

WBC2448L
WBC2448R
WBC2748L
WBC2748R
WBC3048L
WBC3048R
WBC3348L
WBC3348R
WBC3648SDL
WBC3648SDR

1 Door,
3 Adj. shelves

- **Must order L or R blind**
- Thermofoil and cope and tenon door styles will have a horizontal center rail for doors larger than 48″

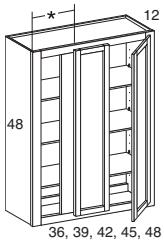

Left Blind Shown

WBC3648L
WBC3648R
WBC3948L
WBC3948R
WBC4248LWCM
WBC4248RWCM
WBC4548LWCM
WBC4548RWCM
WBC4848LWCM
WBC4848RWCM

2 Doors w/o center mullion,
3 Adj. shelves

- **Must order L or R blind**
- Thermofoil and cope and tenon door styles will have a horizontal center rail for doors larger than 48″

★ **Distance from frame edge to edge of closed door**
TOL = 13¼″
FOL = 12³⁄₁₆″
INS = 13¾″

WIDTH		HEIGHT		DEPTH	
Min.	Max.	Min.	Max.	Min.	Max.
		42¼″	48″	4½″	30″

Semi-Custom	APC	BO	CC	ES	FCE	FDBS	FH	FI	FIMD	FO	ID	IF	IME	MFE	MD	MH	MW	P	PCE	RD	RTK	TKA	VTK	WBR	WCM	WS	WTR
FOL/TOL	●	●		●	●		▲	●	●	●	●		●	●	●	●		●	●	●		●		●		●	●
INS	●	●		●	●		▲	●	●	●	●			●	●	●		●	●	●		●		●		●	●

48″ HIGH WALL BLIND CORNER CABINETS (continued)

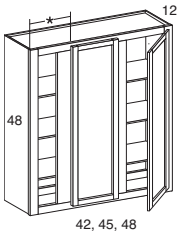

Left Blind Shown

WBC4248L
WBC4248R
WBC4548L
WBC4548R
WBC4848L
WBC4848R

2 Doors,
3 Adj. shelves

- **Must order L or R blind**
- Thermofoil and cope and tenon door styles will have a horizontal center rail for doors larger than 48″
- **INSET:** Will be standard WCM

★ **Distance from frame edge to edge of closed door**
TOL = 13¼″
FOL = 12⁵⁄₁₆″
INS = 13¾″

WIDTH		HEIGHT		DEPTH	
Min.	Max.	Min.	Max.	Min.	Max.
		42¼″	48″	4½″	30″

Semi-Custom	APC	BO	CC	ES	FCE	FDBS	FH	FI	FIMD	FO	ID	IF	IME	MFE	MD	MH	MW	P	PCE	RD	RTK	TKA	VTK	WBR	WCM	WS	WTR
FOL/TOL	●	●		●	●		▲	●	●	●	●		●	●	●	●		●	●	●		●		●		●	●
INS	●	●		●	●		▲	●	●	●	●			●	●	●		●	●	●		●		●		●	●

42″ & 39″ HIGH WALL BLIND CORNER CABINETS

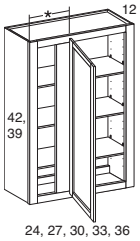

Left Blind Shown

WBC2442L	**WBC2439L**
WBC2442R	**WBC2439R**
WBC2742L	**WBC2739L**
WBC2742R	**WBC2739R**
WBC3042L	**WBC3039L**
WBC3042R	**WBC3039R**
WBC3342L	**WBC3339L**
WBC3342R	**WBC3339R**
WBC3642SDL	**WBC3639SDL**
WBC3642SDR	**WBC3639SDR**

1 Door,
3 Adj. shelves

- **Must order L or R blind**

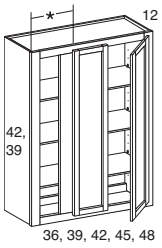

Left Blind Shown

WBC3642L	**WBC3639L**
WBC3642R	**WBC3639R**
WBC3942L	**WBC3939L**
WBC3942R	**WBC3939R**
WBC4242LWCM	**WBC4239LWCM**
WBC4242RWCM	**WBC4239RWCM**
WBC4542LWCM	**WBC4539LWCM**
WBC4542RWCM	**WBC4539RWCM**
WBC4842LWCM	**WBC4839LWCM**
WBC4842RWCM	**WBC4839RWCM**

2 Doors w/o center mullion,
3 Adj. shelves

- **Must order L or R blind**

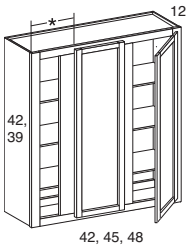

Left Blind Shown

WBC4242L	**WBC4239L**
WBC4242R	**WBC4239R**
WBC4542L	**WBC4539L**
WBC4542R	**WBC4539R**
WBC4842L	**WBC4839L**
WBC4842R	**WBC4839R**

2 Doors,
3 Adj. shelves

- **Must order L or R blind**
- **INSET:** Will be standard WCM

★ **Distance from frame edge to edge of closed door**
TOL = 13¼″
FOL = 12⁵⁄₁₆″
INS = 13¾″

WIDTH		HEIGHT		DEPTH	
Min.	Max.	Min.	Max.	Min.	Max.
		36¼″	42″	4½″	30″

Semi-Custom	APC	BO	CC	ES	FCE	FDBS	FH	FI	FIMD	FO	ID	IF	IME	MFE	MD	MH	MW	P	PCE	RD	RTK	TKA	VTK	WBR	WCM	WS	WTR
FOL/TOL	●	●		●	●		▲	●	●	●	●		●	●	●	●		●	●	●		●		●		●	●
INS	●	●		●	●		▲	●	●	●	●			●	●	●		●	●	●		●		●		●	●

36″ HIGH WALL BLIND CORNER CABINETS

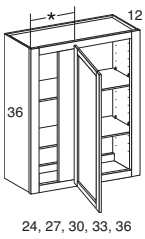

Left Blind Shown

WBC2436L
WBC2436R
WBC2736L
WBC2736R
WBC3036L
WBC3036R
WBC3336L
WBC3336R
WBC3636SDL
WBC3636SDR

1 Door,
2 Adj. shelves

- **Must order L or R blind**

★ **Distance from frame edge to edge of closed door**
TOL = 13¼″
FOL = 12⁵⁄₁₆″
INS = 13¾″

WIDTH		HEIGHT		DEPTH	
Min.	Max.	Min.	Max.	Min.	Max.
		33¼″	36″	4½″	30″

Semi-Custom	APC	BO	CC	ES	FCE	FDBS	FH	FI	FIMD	FO	ID	IF	IME	MFE	MD	MH	MW	P	PCE	RD	RTK	TKA	VTK	WBR	WCM	WS	WTR
FOL/TOL	●	●		●	●		▲	●	●	●	●		●	●	●	●		●	●	●		●		●		●	●
INS	●	●		●	●		▲	●	●	●	●			●	●	●		●	●	●		●		●		●	●

36″ HIGH WALL BLIND CORNER CABINETS (continued)

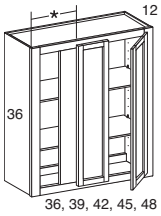

Left Blind Shown

WBC3636L
WBC3636R
WBC3936L
WBC3936R
WBC4236LWCM
WBC4236RWCM
WBC4536LWCM
WBC4536RWCM
WBC4836LWCM
WBC4836RWCM

2 Doors w/o center mullion, 2 Adj. shelves

- **Must order L or R blind**

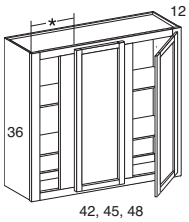

Left Blind Shown

WBC4236L
WBC4236R
WBC4536L
WBC4536R
WBC4836L
WBC4836R

2 Doors, 2 Adj. shelves

- **Must order L or R blind**
- **INSET:** Will be standard WCM

★ **Distance from frame edge to edge of closed door**
TOL = 13¼″
FOL = 12$^{3}/_{16}$″
INS = 13¾″

WIDTH		HEIGHT		DEPTH	
Min.	Max.	Min.	Max.	Min.	Max.
		33¼″	36″	4½″	30″

Semi-Custom	APC	BO	CC	ES	FCE	FDBS	FH	FI	FIMD	FO	ID	IF	IME	MFE	MD	MH	MW	P	PCE	RD	RTK	TKA	VTK	WBR	WCM	WS	WTR
FOL/TOL	●	●		●	●		▲	●	●	●	●		●	●	●	●		●	●	●		●		●		●	●
INS	●	●		●	●		▲	●	●	●	●			●	●	●		●	●	●		●		●		●	●

33″ & 30″ HIGH WALL BLIND CORNER CABINETS

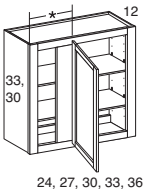

Left Blind Shown

WBC2433L	**WBC2430L**
WBC2433R	**WBC2430R**
WBC2733L	**WBC2730L**
WBC2733R	**WBC2730R**
WBC3033L	**WBC3030L**
WBC3033R	**WBC3030R**
WBC3333L	**WBC3330L**
WBC3333R	**WBC3330R**
WBC3633SDL	**WBC3630SDL**
WBC3633SDR	**WBC3630SDR**

1 Door, 2 Adj. shelves

- **Must order L or R blind**

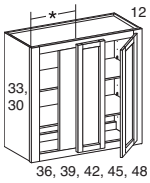

Left Blind Shown

WBC3633L	**WBC3630L**
WBC3633R	**WBC3630R**
WBC3933L	**WBC3930L**
WBC3933R	**WBC3930R**
WBC4233LWCM	**WBC4230LWCM**
WBC4233RWCM	**WBC4230RWCM**
WBC4533LWCM	**WBC4530LWCM**
WBC4533RWCM	**WBC4530RWCM**
WBC4833LWCM	**WBC4830LWCM**
WBC4833RWCM	**WBC4830RWCM**

2 Doors w/o center mullion, 2 Adj. shelves

- **Must order L or R blind**

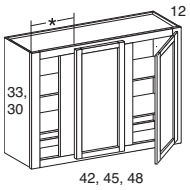

Left Blind Shown

WBC4233L	**WBC4230L**
WBC4233R	**WBC4230R**
WBC4533L	**WBC4530L**
WBC4533R	**WBC4530R**
WBC4833L	**WBC4830L**
WBC4833R	**WBC4830R**

2 Doors, 2 Adj. shelves

- **Must order L or R blind**
- **INSET:** Will be standard WCM

★ **Distance from frame edge to edge of closed door**
TOL = 13¼″
FOL = 12$^{3}/_{16}$″
INS = 13¾″

WIDTH		HEIGHT		DEPTH	
Min.	Max.	Min.	Max.	Min.	Max.
		24¼″	33″	4½″	30″

Semi-Custom	APC	BO	CC	ES	FCE	FDBS	FH	FI	FIMD	FO	ID	IF	IME	MFE	MD	MH	MW	P	PCE	RD	RTK	TKA	VTK	WBR	WCM	WS	WTR
FOL/TOL	●	●		●	●		▲	●	●	●	●		●	●	●	●		●	●	●		●		●		●	●
INS	●	●		●	●		▲	●	●	●	●			●	●	●		●	●	●		●		●		●	●

24″ HIGH WALL BLIND CORNER CABINETS

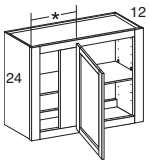

24, 27, 30, 33, 36

Left Blind Shown

WBC2424L
WBC2424R
WBC2724L
WBC2724R
WBC3024L
WBC3024R
WBC3324L
WBC3324R
WBC3624SDL
WBC3624SDR

1 Door,
1 Adj. shelf

- **Must order L or R blind**

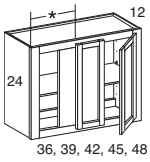

36, 39, 42, 45, 48

Left Blind Shown

WBC3624L
WBC3624R
WBC3924L
WBC3924R
WBC4224LWCM
WBC4224RWCM
WBC4524LWCM
WBC4524RWCM
WBC4824LWCM
WBC4824RWCM

2 Doors w/o center mullion,
1 Adj. shelf

- **Must order L or R blind**

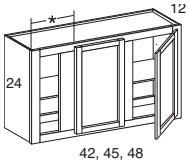

42, 45, 48

Left Blind Shown

WBC4224L
WBC4224R
WBC4524L
WBC4524R
WBC4824L
WBC4824R

2 Doors,
1 Adj. shelf

- **INSET:** Will be standard WCM

★ **Distance from frame edge to edge of closed door**
TOL = 13¼″
FOL = 12⅜₁₆″
INS = 13¾″

	WIDTH		HEIGHT		DEPTH	
	Min.	Max.	Min.	Max.	Min.	Max.
			21¼″	24″	4½″	30″

Semi-Custom	APC	BO	CC	ES	FCE	FDBS	FH	FI	FIMD	FO	ID	IF	IME	MFE	MD	MH	MW	P	PCE	RD	RTK	TKA	VTK	WBR	WCM	WS	WTR
FOL/TOL	●	●		●	●		▲	●	●	●	●		●	●	●	●		●	●	●		●		●		●	●
INS	●	●		●	●		▲	●	●	●	●			●	●	●		●	●	●		●		●		●	●

21″ HIGH WALL BLIND CORNER CABINETS

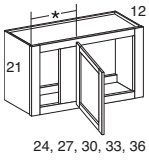

24, 27, 30, 33, 36

Left Blind Shown

WBC2421L
WBC2421R
WBC2721L
WBC2721R
WBC3021L
WBC3021R
WBC3321L
WBC3321R
WBC3621SDL
WBC3621SDR

1 Door

- **Must order L or R blind**

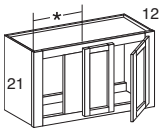

36, 39, 42, 45, 48

Left Blind Shown

WBC3621L
WBC3621R
WBC3921L
WBC3921R
WBC4221LWCM
WBC4221RWCM
WBC4521LWCM
WBC4521RWCM
WBC4821LWCM
WBC4821RWCM

2 Doors w/o center mullion

- **Must order L or R blind**

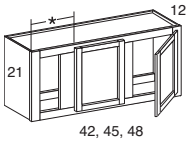

42, 45, 48

Left Blind Shown

WBC4221L
WBC4221R
WBC4521L
WBC4521R
WBC4821L
WBC4821R

2 Doors

- **Must order L or R blind**
- **INSET:** Will be standard WCM

★ **Distance from frame edge to edge of closed door**
TOL = 13¼″
FOL = 12⅜₁₆″
INS = 13¾″

	WIDTH		HEIGHT		DEPTH	
	Min.	Max.	Min.	Max.	Min.	Max.
			18¼″	21″	4½″	30″

Semi-Custom	APC	BO	CC	ES	FCE	FDBS	FH	FI	FIMD	FO	ID	IF	IME	MFE	MD	MH	MW	P	PCE	RD	RTK	TKA	VTK	WBR	WCM	WS	WTR
FOL/TOL	●	●		●	●		▲	●	●	●	●		●	●	●	●		●	●	●		●		●		●	●
INS	●	●		●	●		▲	●	●	●	●			●	●	●		●	●	●		●		●		●	●

18″ HIGH WALL BLIND CORNER CABINETS

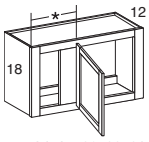

Left Blind Shown

WBC2418L
WBC2418R
WBC2718L
WBC2718R
WBC3018L
WBC3018R
WBC3318L
WBC3318R
WBC3618SDL
WBC3618SDR

1 Door

- **Must order L or R blind**

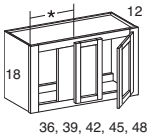

Left Blind Shown

WBC3618L
WBC3618R
WBC3918L
WBC3918R
WBC4218LWCM
WBC4218RWCM
WBC4518LWCM
WBC4518RWCM
WBC4818LWCM
WBC4818RWCM

2 Doors w/o center mullion

- **Must order L or R blind**

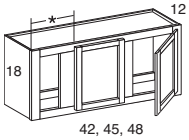

Left Blind Shown

WBC4218L
WBC4218R
WBC4518L
WBC4518R
WBC4818L
WBC4818R

2 Doors

- **Must order L or R blind**
- **INSET:** Will be standard WCM

★ **Distance from frame edge to edge of closed door**
TOL = 13¼″
FOL = 12³⁄₁₆″
INS = 13¾″

WIDTH		HEIGHT		DEPTH	
Min.	Max.	Min.	Max.	Min.	Max.
		15¼″	18″	4½″	30″

Semi-Custom	APC	BO	CC	ES	FCE	FDBS	FH	FI	FIMD	FO	ID	IF	IME	MFE	MD	MH	MW	P	PCE	RD	RTK	TKA	VTK	WBR	WCM	WS	WTR
FOL/TOL	●	●		●	●		▲	●	●	●	●		●	●	●	●		●	●	●		●		●		●	●
INS	●	●		●	●		▲	●	●	●	●			●	●	●		●	●	●		●		●		●	●

15″ HIGH WALL BLIND CORNER CABINETS

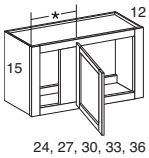

Left Blind Shown

WBC2415L
WBC2415R
WBC2715L
WBC2715R
WBC3015L
WBC3015R
WBC3315L
WBC3315R
WBC3615SDL
WBC3615SDR

1 Door

- **Must order L or R blind**

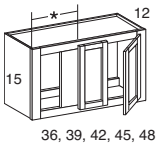

Left Blind Shown

WBC3615L
WBC3615R
WBC3915L
WBC3915R
WBC4215LWCM
WBC4215RWCM
WBC4515LWCM
WBC4515RWCM
WBC4815LWCM
WBC4815RWCM

2 Doors w/o center mullion

- **Must order L or R blind**

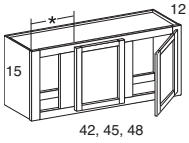

Left Blind Shown

WBC4215L
WBC4215R
WBC4515L
WBC4515R
WBC4815L
WBC4815R

2 Doors

- **Must order L or R blind**
- **INSET:** Will be standard WCM

★ **Distance from frame edge to edge of closed door**
TOL = 13¼″
FOL = 12³⁄₁₆″
INS = 13¾″

WIDTH		HEIGHT		DEPTH	
Min.	Max.	Min.	Max.	Min.	Max.
		12¼″	15″	4½″	30″

Semi-Custom	APC	BO	CC	ES	FCE	FDBS	FH	FI	FIMD	FO	ID	IF	IME	MFE	MD	MH	MW	P	PCE	RD	RTK	TKA	VTK	WBR	WCM	WS	WTR
FOL/TOL	●	●		●	●		▲	●	●	●	●		●	●	●	●		●	●	●		●		●		●	●
INS	●	●		●	●		▲	●	●	●	●			●	●	●		●	●	●		●		●		●	●

12″ HIGH WALL BLIND CORNER CABINETS

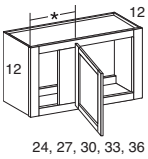

Left Blind Shown

WBC2412L
WBC2412R
WBC2712L
WBC2712R
WBC3012L
WBC3012R
WBC3312L
WBC3312R
WBC3612SDL
WBC3612SDR

1 Door

- **Must order L or R blind**

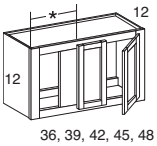

Left Blind Shown

WBC3612L
WBC3612R
WBC3912L
WBC3912R
WBC4212LWCM
WBC4212RWCM
WBC4512LWCM
WBC4512RWCM
WBC4812LWCM
WBC4812RWCM

2 Doors w/o center mullion

- **Must order L or R blind**

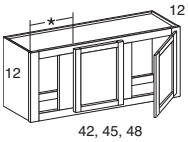

Left Blind Shown

WBC4212L
WBC4212R
WBC4512L
WBC4512R
WBC4812L
WBC4812R

2 Doors

- **Must order L or R blind**
- **INSET:** Will be standard WCM

★ **Distance from frame edge to edge of closed door**
TOL = 13¼″
FOL = 12$^{3}/_{16}$″
INS = 13¾″

WIDTH		HEIGHT		DEPTH	
Min.	Max.	Min.	Max.	Min.	Max.
				4½″	30″

Semi-Custom	APC	BO	CC	ES	FCE	FDBS	FH	FI	FIMD	FO	ID	IF	IME	MFE	MD	MH	MW	P	PCE	RD	RTK	TKA	VTK	WBR	WCM	WS	WTR
FOL/TOL	●	●		●	●		▲	●		●	●		●	●	●			●	●	●		●		●		●	●
INS	●	●		●	●		▲	●		●	●			●	●			●	●	●		●		●		●	●

60″ & 57″ HIGH WALL BLIND CORNER STACK CABINETS

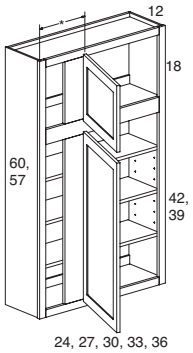

Left Blind Shown

WBCS2460L **WBCS2457L**
WBCS2460R **WBCS2457R**
WBCS2760L **WBCS2757L**
WBCS2760R **WBCS2757R**
WBCS3060L **WBCS3057L**
WBCS3060R **WBCS3057R**
WBCS3360L **WBCS3357L**
WBCS3360R **WBCS3357R**
WBCS3660SDL **WBCS3657SDL**
WBCS3660SDR **WBCS3657SDR**

2 Doors,
3 Adj. shelves in lower section

- **Must order L or R blind**
- Upper section is 18″ high and lower section is 42″ for overall 60″ height and 39″ for overall 57″ height
- Bottom door is always square
- FOL reveal is ⅞″ between top and bottom doors
- TOL reveal is 2½″ between top and bottom doors
- **INSET:** Reveal is 3½″ between top and bottom doors

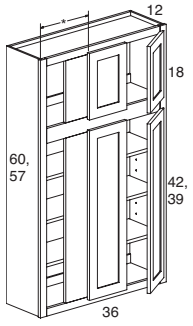

Left Blind Shown

WBCS3660L **WBCS3657L**
WBCS3660R **WBCS3657R**

4 Doors w/o center mullion,
3 Adj. shelves in lower section

- **Must order L or R blind**
- Upper section is 18″ high and lower section is 42″ for overall 60″ height and 39″ for overall 57″ height
- Bottom door is always square
- FOL reveal is ⅞″ between top and bottom doors
- TOL reveal is 2½″ between top and bottom doors
- **INSET:** Reveal is 3½″ between top and bottom doors

★ **Distance from frame edge to edge of closed door**
TOL = 13¼″
FOL = 12$^{3}/_{16}$″
INS = 13¾″

WIDTH		HEIGHT		DEPTH	
Min.	Max.	Min.	Max.	Min.	Max.
		54¼″	60″	4½″	30″

Semi-Custom	APC	BO	CC	ES	FCE	FDBS	FH	FI	FIMD	FO	ID	IF	IME	MFE	MD	MH	MW	P	PCE	RD	RTK	TKA	VTK	WBR	WCM	WS	WTR
FOL/TOL	●	●		●	●			●	●	●	●		●	●	●	●		●	●	●		●		●		●	●
INS	●	●		●	●			●	●	●	●			●	●	●		●	●	●		●		●		●	●

54″ & 51″ HIGH WALL BLIND CORNER STACK CABINETS

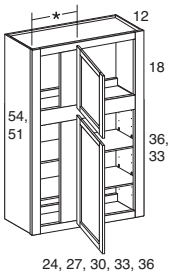

Left Blind Shown

WBCS2454L	**WBCS2451L**
WBCS2454R	**WBCS2451R**
WBCS2754L	**WBCS2751L**
WBCS2754R	**WBCS2751R**
WBCS3054L	**WBCS3051L**
WBCS3054R	**WBCS3051R**
WBCS3354L	**WBCS3351L**
WBCS3354R	**WBCS3351R**
WBCS3654SDL	**WBCS3651SDL**
WBCS3654SDR	**WBCS3651SDR**

2 Doors,
2 Adj. shelves in lower section

- **Must order L or R blind**
- Upper section is 18″ high and lower section is 36″ for overall 54″ height and 33″ for overall 51″ height
- Bottom door is always square
- FOL reveal is ⅞″ between top and bottom doors
- TOL reveal is 2½″ between top and bottom doors
- **INSET:** Reveal is 3½″ between top and bottom doors

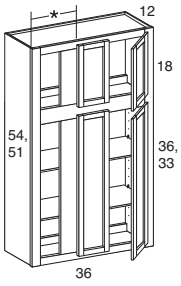

Left Blind Shown

WBCS3654L	**WBCS3651L**
WBCS3654R	**WBCS3651R**

4 Doors w/o center mullion,
2 Adj. shelves in lower section

★ **Distance from frame edge to edge of closed door**
TOL = 13¼″
FOL = 12$^{3}/_{16}$″
INS = 13¾″

- **Must order L or R blind**
- Upper section is 18″ high and lower section is 36″ for overall 54″ height and 33″ for overall 51″ height
- Bottom door is always square
- FOL reveal is ⅞″ between top and bottom doors
- TOL reveal is 2½″ between top and bottom doors
- **INSET:** Reveal is 3½″ between top and bottom doors

WIDTH		HEIGHT		DEPTH	
Min.	Max.	Min.	Max.	Min.	Max.
		48¼″	54″	4½″	30″

Semi-Custom	APC	BO	CC	ES	FCE	FDBS	FH	FI	FIMD	FO	ID	IF	IME	MFE	MD	MH	MW	P	PCE	RD	RTK	TKA	VTK	WBR	WCM	WS	WTR
FOL/TOL	●	●		●	●			●	●	●	●		●	●	●	●		●	●	●		●		●		●	●
INS	●	●		●	●			●	●	●	●			●	●	●		●	●	●		●		●		●	●

48″ HIGH WALL BLIND CORNER STACK CABINETS

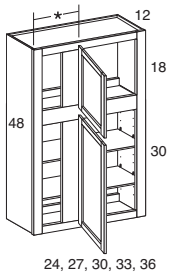

Left Blind Shown

WBCS2448L
WBCS2448R
WBCS2748L
WBCS2748R
WBCS3048L
WBCS3048R
WBCS3348L
WBCS3348R
WBCS3648SDL
WBCS3648SDR

2 Doors,
2 Adj. shelves in lower section

- **Must order L or R blind**
- Upper section is 18″ high and lower section is 30″ for overall 48″ height
- Bottom door is always square
- FOL reveal is ⅞″ between top and bottom doors
- TOL reveal is 2½″ between top and bottom doors
- **INSET:** Reveal is 3½″ between top and bottom doors

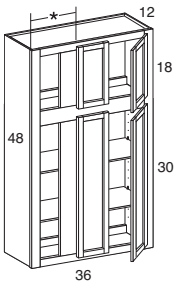

Left Blind Shown

WBCS3648L
WBCS3648R

4 Doors w/o center mullion,
2 Adj. shelves in lower section

★ **Distance from frame edge to edge of closed door**
TOL = 13¼″
FOL = 12$^{3}/_{16}$″
INS = 13¾″

- **Must order L or R blind**
- Upper section is 18″ high and lower section is 30″ for overall 48″ height
- Bottom door is always square
- FOL reveal is ⅞″ between top and bottom doors
- TOL reveal is 2½″ between top and bottom doors
- **INSET:** Reveal is 3½″ between top and bottom doors

WIDTH		HEIGHT		DEPTH	
Min.	Max.	Min.	Max.	Min.	Max.
		42¼″	48″	4½″	30″

Semi-Custom	APC	BO	CC	ES	FCE	FDBS	FH	FI	FIMD	FO	ID	IF	IME	MFE	MD	MH	MW	P	PCE	RD	RTK	TKA	VTK	WBR	WCM	WS	WTR
FOL/TOL	●	●		●	●			●	●	●	●		●	●	●	●		●	●	●		●		●		●	●
INS	●	●		●	●			●	●	●	●			●	●	●		●	●	●		●		●		●	●

30″ HIGH WALL BLIND CORNER PENINSULA CABINET

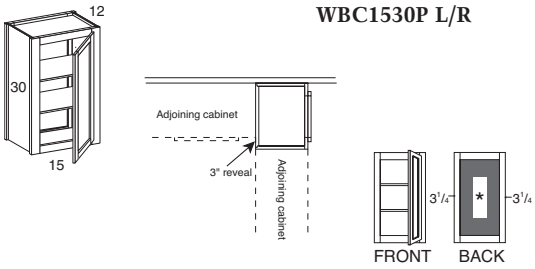

WBC1530P L/R

1 Door,
2 Adj. shelves

- **Must specify L or R hinge**
- No door on back

*** Open blind area will be filled with ⅛″ back panel material.**

WIDTH		HEIGHT		DEPTH	
Min.	Max.	Min.	Max.	Min.	Max.
		11″	30″	4½″	30″

Semi-Custom	APC	BO	CC	ES	FCE	FDBS	FH	FI	FIMD	FO	ID	IF	IME	MFE	MD	MH	MW	P	PCE	RD	RTK	TKA	VTK	WBR	WCM	WS	WTR
FOL/TOL	●	●		●	●		▲	●	●	●	●		●	●				▲	●	●				●		●	●
INS	●	●		●	●		▲	●	●	●	●			●				▲	●	●				●		●	●

EASY REACH CORNER CABINETS

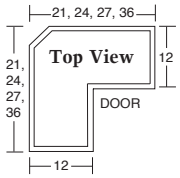

42″ & 39″ High Easy Reach Corner Cabinets

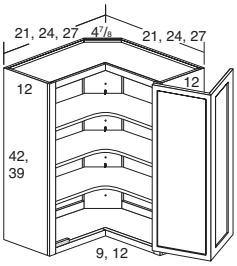

ERC2142 L/R
ERC2442 L/R
ERC2742 L/R
ERC2139 L/R
ERC2439 L/R
ERC2739 L/R

Double doors,
3 Adj. shelves

- **Must specify L or R hinge**
- Use a filler if installed next to a microwave cabinet
- ERC2142 and ERC2139 are square in TOL arch and all cathedral door styles
- For FI option, FOL face frames will not be notched for doors and the back will not be clipped
- **INSET:** ERC2142 and ERC2139 not available; ID13 available

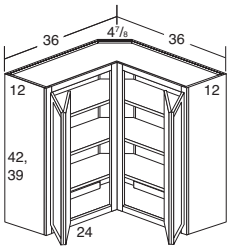

ERC3642
ERC3639

2 Double doors,
3 Adj. shelves

- **INSET:** Not available

WIDTH		HEIGHT		DEPTH	
Min.	Max.	Min.	Max.	Min.	Max.
		36¼″	42″		

Semi-Custom	APC	BO	CC	ES	FCE	FDBS	FH	FI	FIMD	FO	ID	IF	IME	MFE	MD	MH	MW	P	PCE	RD	RTK	TKA	VTK	WBR	WCM	WS	WTR
FOL/TOL	●	●		●	●		▲	●		●			●	●		●			●					●		●	●
INS	●	●		●	●		▲	●		●	●			●		●			●					●		●	●

36″ High Easy Reach Corner Cabinets

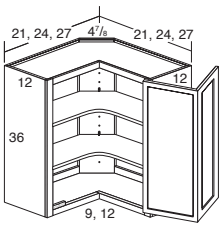

ERC2136 L/R
ERC2436 L/R
ERC2736 L/R

Double doors,
2 Adj. shelves

- **Must specify L or R hinge**
- Use a filler if installed next to a microwave cabinet
- ERC2136 is square in TOL arch and all cathedral door styles
- For FI option, FOL face frames will not be notched for doors and the back will not be clipped
- **INSET:** ERC2136 not available; ID13 available

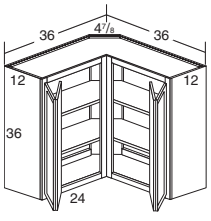

ERC3636

2 Double doors,
2 Adj. shelves

- **INSET:** Not available

WIDTH		HEIGHT		DEPTH	
Min.	Max.	Min.	Max.	Min.	Max.
		33¼″	36″		

Semi-Custom	APC	BO	CC	ES	FCE	FDBS	FH	FI	FIMD	FO	ID	IF	IME	MFE	MD	MH	MW	P	PCE	RD	RTK	TKA	VTK	WBR	WCM	WS	WTR
FOL/TOL	●	●		●	●		▲	●		●			●	●		●			●					●		●	●
INS	●	●		●	●		▲	●		●	●			●		●			●					●		●	●

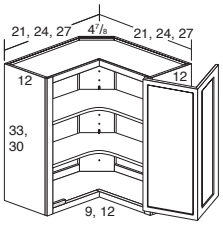

33″ & 30″ High Easy Reach Corner Cabinets

ERC2133 L/R
ERC2433 L/R
ERC2733 L/R
ERC2130 L/R
ERC2430 L/R
ERC2730 L/R

Double doors,
2 Adj. shelves

- **Must specify L or R hinge**
- Use a filler if installed next to a microwave cabinet
- ERC2133 and ERC2130 are square in TOL arch and all cathedral door styles
- For FI option, FOL face frames will not be notched for doors and the back will not be clipped
- **INSET:** ERC2133 and ERC2130 are not available; ID13 available

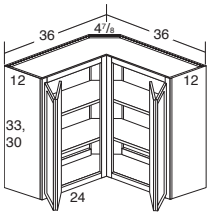

ERC3633
ERC3630

2 Double doors,
2 Adj. shelves

- **INSET:** Not available

	WIDTH		HEIGHT		DEPTH	
	Min.	Max.	Min.	Max.	Min.	Max.
			24¼″	33″		

Semi-Custom	APC	BO	CC	ES	FCE	FDBS	FH	FI	FIMD	FO	ID	IF	IME	MFE	MD	MH	MW	P	PCE	RD	RTK	TKA	VTK	WBR	WCM	WS	WTR
FOL/TOL	●	●		●	●		▲	●		●			●	●		●			●					●		●	●
INS	●	●		●	●		▲	●		●	●			●		●			●					●		●	●

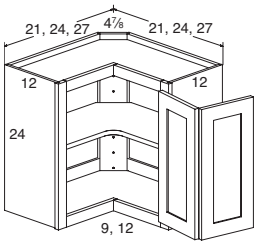

24″ High Easy Reach Corner Cabinets

ERC2124 L/R
ERC2424 L/R
ERC2724 L/R

Double doors,
1 Adj. shelf

- **Must specify L or R hinge**
- Use a filler if installed next to a microwave cabinet
- ERC2124 is square in TOL arch and all cathedral door styles
- For FI option, FOL face frames will not be notched for doors and the back will not be clipped
- **INSET:** ERC2124 is not available; ID13 available

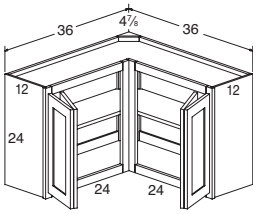

ERC3624

2 Double doors,
1 Adj. shelf

- **INSET:** Not available

	WIDTH		HEIGHT		DEPTH	
	Min.	Max.	Min.	Max.	Min.	Max.

Semi-Custom	APC	BO	CC	ES	FCE	FDBS	FH	FI	FIMD	FO	ID	IF	IME	MFE	MD	MH	MW	P	PCE	RD	RTK	TKA	VTK	WBR	WCM	WS	WTR
FOL/TOL	●	●		●	●		▲	●		●			●	●					●					●		●	●
INS	●	●		●	●		▲	●		●	●			●					●					●		●	●

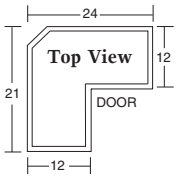

AERC2124

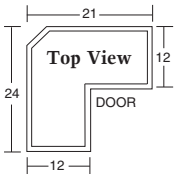

AERC2421

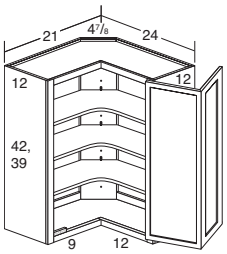

AERC212442 L/R
AERC212439 L/R

Double doors,
3 Adj. shelves

- **Must specify L or R hinge**
- Use a filler if installed next to a microwave cabinet
- Not available in TOL arch and all cathedral door styles
- For FI option, FOL face frames will not be notched for doors and the back will not be clipped
- **INSET:** Not available

WIDTH		HEIGHT		DEPTH	
Min.	Max.	Min.	Max.	Min.	Max.
		36¼″	42″		

Semi-Custom	APC	BO	CC	ES	FCE	FDBS	FH	FI	FIMD	FO	ID	IF	IME	MFE	MD	MH	MW	P	PCE	RD	RTK	TKA	VTK	WBR	WCM	WS	WTR
FOL/TOL	●	●		●	●		▲	●		●			●	●		●			●					●		●	●

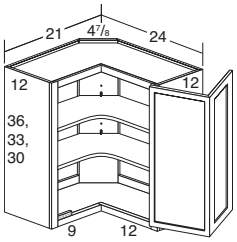

AERC212436 L/R
AERC212433 L/R
AERC212430 L/R

Double doors,
2 Adj. shelves

- **Must specify L or R hinge**
- Use a filler if installed next to a microwave cabinet
- Not available in TOL arch and all cathedral door styles
- For FI option, FOL face frames will not be notched for doors and the back will not be clipped
- **INSET:** Not available

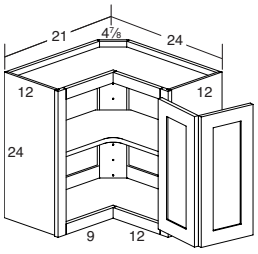

AERC212424 L/R

Double doors,
1 Adj. shelf

- **Must specify L or R hinge**
- Use a filler if installed next to a microwave cabinet
- Not available in TOL arch and all cathedral door styles
- For FI option, FOL face frames will not be notched for doors and the back will not be clipped
- **INSET:** Not available

WIDTH		HEIGHT		DEPTH	
Min.	Max.	Min.	Max.	Min.	Max.
		24″	36″		

Semi-Custom	APC	BO	CC	ES	FCE	FDBS	FH	FI	FIMD	FO	ID	IF	IME	MFE	MD	MH	MW	P	PCE	RD	RTK	TKA	VTK	WBR	WCM	WS	WTR
FOL/TOL	●	●		●	●		▲	●		●			●	●		●			●					●		●	●

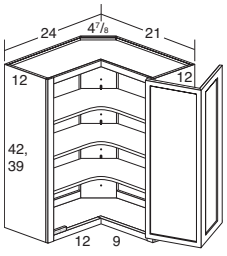

AERC242142 L/R
AERC242139 L/R

Double doors,
3 Adj. shelves

- **Must specify L or R hinge**
- Use a filler if installed next to a microwave cabinet
- Not available in TOL arch and all cathedral door styles
- For FI option, FOL face frames will not be notched for doors and the back will not be clipped
- **INSET:** Not available

WIDTH		HEIGHT		DEPTH	
Min.	Max.	Min.	Max.	Min.	Max.
		36¼″	42″		

Semi-Custom	APC	BO	CC	ES	FCE	FDBS	FH	FI	FIMD	FO	ID	IF	IME	MFE	MD	MH	MW	P	PCE	RD	RTK	TKA	VTK	WBR	WCM	WS	WTR
FOL/TOL	●	●		●	●		▲	●		●			●	●		●			●					●		●	●

ASYMMETRICAL EASY REACH CORNER CABINETS (continued)

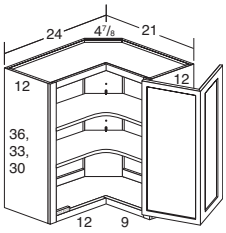

AERC242136 L/R
AERC242133 L/R
AERC242130 L/R

Double doors,
2 Adj. shelves

- **Must specify L or R hinge**
- Use a filler if installed next to a microwave cabinet
- Not available in TOL arch and all cathedral door styles
- For FI option, FOL face frames will not be notched for doors and the back will not be clipped
- **INSET:** Not available

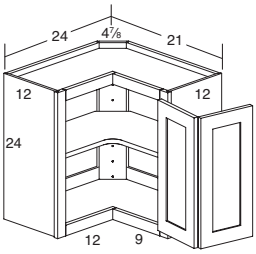

AERC242124 L/R

Double doors,
1 Adj. shelf

- **Must specify L or R hinge**
- Use a filler if installed next to a microwave cabinet
- Not available in TOL arch and all cathedral door styles
- For FI option, FOL face frames will not be notched for doors and the back will not be clipped
- **INSET:** Not available

WIDTH		HEIGHT		DEPTH	
Min.	Max.	Min.	Max.	Min.	Max.
		24″	36″		

Semi-Custom	APC	BO	CC	ES	FCE	FDBS	FH	FI	FIMD	FO	ID	IF	IME	MFE	MD	MH	MW	P	PCE	RD	RTK	TKA	VTK	WBR	WCM	WS	WTR
FOL/TOL	●	●		●	●		▲	●		●			●	●		●			●					●		●	●

54″, 51″ & 48″ HIGH DIAGONAL CORNER CABINETS

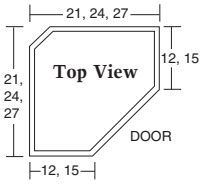

When ordering Flush Cabinet Ends for Diagonal Corner Cabinets with Peninsula option, choose both left and right so cabinet remains reversible. For FI option, Diagonal Corner Cabinets will not have the clipped back. When using 27″ Diagonal Corner Cabinets with 15″ deep Wall Cabinets in full overlay door styles, a filler may be required for door clearance.

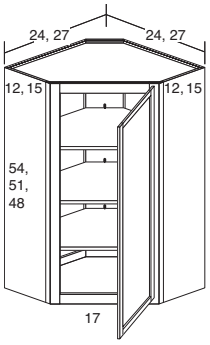

DC2454 L/R
DC2754 L/R
DC2451 L/R
DC2751 L/R
DC2448 L/R
DC2748 L/R

1 Door,
3 Adj. shelves

- **Must specify L or R hinge**
- Thermofoil and cope and tenon door styles will have a horizontal center rail for doors larger than 48″
- **INSET:** ID13 and ID16 are available

WIDTH		HEIGHT		DEPTH	
Min.	Max.	Min.	Max.	Min.	Max.
		42¼″	54″		

Semi-Custom	APC	BO	CC	ES	FCE	FDBS	FH	FI	FIMD	FO	ID	IF	IME	MFE	MD	MH	MW	P	PCE	RD	RTK	TKA	VTK	WBR	WCM	WS	WTR
FOL/TOL	●	●			●		▲	●	●	●				●		●		●	●					●		●	●
INS	●	●			●		▲	●	●	●	●			●		●		●	●					●		●	●

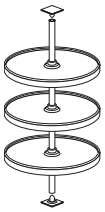

Rotating Shelf Kit

For DC2448 and DC2748
18″ Diameter
RSK18W48

- White plastic shelves have height adjustability

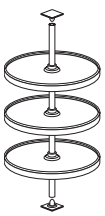

18″ Round Wooden Spin Tray

For DC2448 and DC2748
3 - ST18V (shelves)
1 - ST18HW48 (hardware pack)

- One shelf included (3 shown)
- Solid wood veneer Rotary Shelf Kit
- Shelves have height adjustability
- ⅛″ x 1½″ Plywood banding
- ½″ Plywood bottom

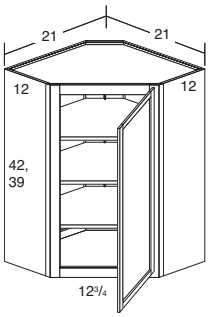

DC2142 L/R
DC2139 L/R

1 Door,
3 Adj. shelves

- **Must specify L or R hinge**
- Decorative Glass Doors available under Wall Accessories
- **INSET:** Not available

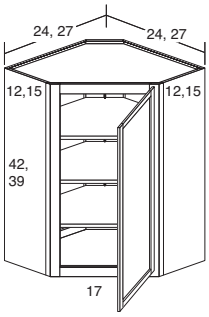

DC2442 L/R
DC2742 L/R
DC2439 L/R
DC2739 L/R

1 Door,
3 Adj. shelves

- **Must specify L or R hinge**
- Decorative Glass Doors available under Wall Accessories
- **INSET:** ID13 and ID16 are available

	WIDTH		HEIGHT		DEPTH	
	Min.	Max.	Min.	Max.	Min.	Max.
			36¼"	42"		

Semi-Custom	APC	BO	CC	ES	FCE	FDBS	FH	FI	FIMD	FO	ID	IF	IME	MFE	MD	MH	MW	P	PCE	RD	RTK	TKA	VTK	WBR	WCM	WS	WTR
FOL/TOL	●	●			●		▲	●	●	●			●	●		●		●	●						●			●
INS	●	●			●		▲	●	●	●	●			●		●		●	●						●			●

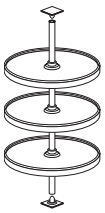

Rotating Shelf Kit

For DC2142
16" Diameter
RSK16W42

For DC2139
16" Diameter
RSK16W39

- White plastic shelves have height adjustability

For DC2442 and DC2742
18" Diameter
RSK18W42

For DC2439 and DC2739
18" Diameter
RSK18W39

- White plastic shelves have height adjustability

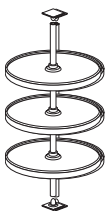

18" Round Wooden Spin Tray

For DC2442 and DC2742
3 - ST18V (shelves)
1 - ST18HW42 (hardware pack)

For DC2439 and DC2739
3 - ST18V (shelves)
1 - ST18HW39 (hardware pack)

- One shelf included (3 shown)
- Solid wood veneer Rotary Shelf Kit
- Shelves have height adjustability
- ⅛" x 1½" Plywood banding
- ½" Plywood bottom

36″ HIGH DIAGONAL CORNER CABINETS

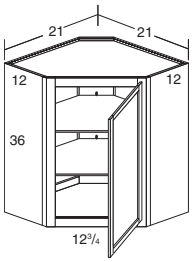

DC2136 L/R

1 Door,
2 Adj. shelves

- **Must specify L or R hinge**
- Decorative Glass Doors available under Wall Accessories
- **INSET:** Not available

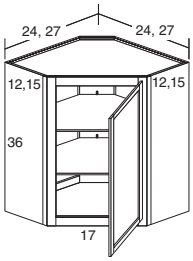

DC2436 L/R
DC2736 L/R

1 Door,
2 Adj. shelves

- **Must specify L or R hinge**
- Decorative Glass Doors available under Wall Accessories
- **INSET:** ID13 and ID16 are available

	WIDTH		HEIGHT		DEPTH	
	Min.	Max.	Min.	Max.	Min.	Max.
			33¼″	36″		

Semi-Custom	APC	BO	CC	ES	FCE	FDBS	FH	FI	FIMD	FO	ID	IF	IME	MFE	MD	MH	MW	P	PCE	RD	RTK	TKA	VTK	WBR	WCM	WS	WTR
FOL/TOL	●	●			●		▲	●	●	●			●	●		●		●	●					●			●
INS	●	●			●		▲	●	●	●	●			●		●		●	●					●			●

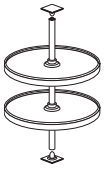

Rotating Shelf Kit

<u>For DC2136</u>
16″ Diameter
RSK16W36

- White plastic shelves have height adjustability

<u>For DC2436 and DC2736</u>
18″ Diameter
RSK16W36

- White plastic shelves have height adjustability

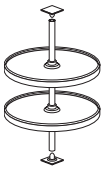

18″ Round Wooden Spin Tray

<u>For DC2436 and DC2736</u>
2 - ST18V (shelves)
1 - ST18HW36 (hardware pack)

- One shelf included (2 shown)
- Solid wood veneer Rotary Shelf Kit
- Shelves have height adjustability
- ⅛″ x 1½″ Plywood banding
- ½″ Plywood bottom

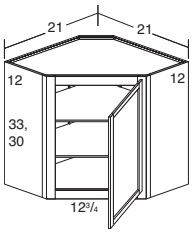

DC2133 L/R
DC2130 L/R

1 Door,
2 Adj. shelves

- **Must specify L or R hinge**
- Decorative Glass Doors available under Wall Accessories
- **INSET:** Not available

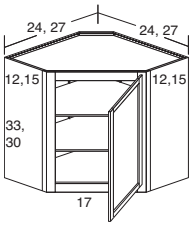

DC2433 L/R
DC2733 L/R
DC2430 L/R
DC2730 L/R

1 Door,
2 Adj. shelves

- **Must specify L or R hinge**
- Decorative Glass Doors available under Wall Accessories
- **INSET:** ID13 and ID16 are available

	WIDTH		HEIGHT		DEPTH	
	Min.	Max.	Min.	Max.	Min.	Max.
			24¼″	33″		

Semi-Custom	APC	BO	CC	ES	FCE	FDBS	FH	FI	FIMD	FO	ID	IF	IME	MFE	MD	MH	MW	P	PCE	RD	RTK	TKA	VTK	WBR	WCM	WS	WTR
FOL/TOL	●	●			●		▲	●	●	●			●	●		●		●	●					●			●
INS	●	●			●		▲	●	●	●	●			●		●		●	●					●			●

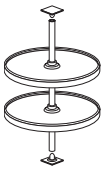

Rotating Shelf Kit

For DC2133
16″ Diameter
RSK16W33

For DC2130
16″ Diameter
RSK16W30

- White plastic shelves have height adjustability

For DC2433 and DC2733
18″ Diameter
RSK18W33

For DC2430 and DC2730
18″ Diameter
RSK18W30

- White plastic shelves have height adjustability

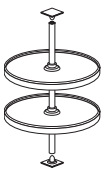

18″ Round Wooden Spin Tray

For DC2433 and DC2733
2 - ST18V (shelves)
1 - ST18HW33 (hardware pack)

For DC2430 and DC2730
2 - ST18V (shelves)
1 - ST18HW30 (hardware pack)

- One shelf included (2 shown)
- Solid wood veneer Rotary Shelf Kit
- Shelves have height adjustability
- ⅛″ x 1½″ Plywood banding
- ½″ Plywood bottom

24" HIGH DIAGONAL CORNER CABINETS

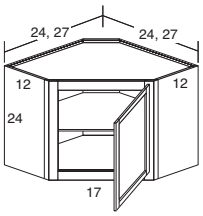

DC2424 L/R
DC2724 L/R

1 Door,
1 Adj. shelf

- **Must specify L or R hinge**
- **INSET:** ID13 and ID16 are available

WIDTH		HEIGHT		DEPTH	
Min.	Max.	Min.	Max.	Min.	Max.
		18¼"	24"		

Semi-Custom	APC	BO	CC	ES	FCE	FDBS	FH	FI	FIMD	FO	ID	IF	IME	MFE	MD	MH	MW	P	PCE	RD	RTK	TKA	VTK	WBR	WCM	WS	WTR
FOL/TOL	●	●			●		▲	●	●	●			●	●		●		●	●					●			●
INS	●	●			●		▲	●	●	●	●			●		●		●	●					●			●

18", 15" & 12" HIGH DIAGONAL CORNER CABINETS

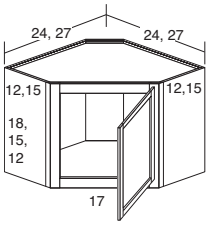

DC2418 L/R
DC2718 L/R
DC2415 L/R
DC2715 L/R
DC2412 L/R
DC2712 L/R

1 Door

- **Must specify L or R hinge**
- DC2412 and DC2712 not available with Modify Height or FIMD
- **INSET:** ID13 and ID16 are available

WIDTH		HEIGHT		DEPTH	
Min.	Max.	Min.	Max.	Min.	Max.
		12"	18"		

Semi-Custom	APC	BO	CC	ES	FCE	FDBS	FH	FI	FIMD	FO	ID	IF	IME	MFE	MD	MH	MW	P	PCE	RD	RTK	TKA	VTK	WBR	WCM	WS	WTR
FOL/TOL	●	●			●		▲	●	●	●			●	●		●		●	●					●			●
INS	●	●			●		▲	●	●	●	●			●		●		●	●					●			●

60" & 57" HIGH DIAGONAL CORNER STACK CABINETS

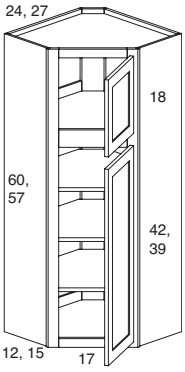

DCSC2460 L/R
DCSC2760 L/R

DCSC2457 L/R
DCSC2757 L/R

2 Doors,
3 Adj. shelves in lower section

- **Must specify L or R hinge**
- Upper section is 18" high and lower section is 42" high for overall 60" height and 39" high for overall 57" height
- Bottom door is always square
- FOL reveal is ⅞" between top and bottom doors
- TOL reveal is 2½" between top and bottom doors
- **INSET:** Reveal is 3½" between top and bottom doors; ID13 and ID16 are available

WIDTH		HEIGHT		DEPTH	
Min.	Max.	Min.	Max.	Min.	Max.
		54¼"	60"		

Semi-Custom	APC	BO	CC	ES	FCE	FDBS	FH	FI	FIMD	FO	ID	IF	IME	MFE	MD	MH	MW	P	PCE	RD	RTK	TKA	VTK	WBR	WCM	WS	WTR
FOL/TOL	●	●			●		▲	●	●	●			●	●		●		●	●					●			●
INS	●	●			●		▲	●	●	●	●			●		●		●	●					●			●

54", 51" & 48" HIGH DIAGONAL CORNER STACK CABINETS

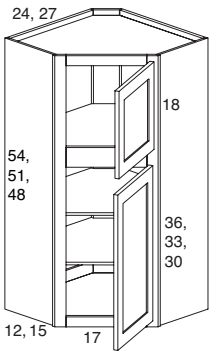

DCSC2454 L/R
DCSC2754 L/R

DCSC2451 L/R
DCSC2751 L/R

DCSC2448 L/R
DCSC2748 L/R

2 Doors,
2 Adj. shelves in lower section

- **Must specify L or R hinge**
- Upper section is 18" high and lower section is 36" high for overall 54" height, 33" high for overall 51" height and 30" high for overall 48" height
- Bottom door is always square
- FOL reveal is ⅞" between top and bottom doors
- TOL reveal is 2½" between top and bottom doors
- **INSET:** Reveal is 3½" between top and bottom doors; ID13 and ID16 are available

WIDTH		HEIGHT		DEPTH	
Min.	Max.	Min.	Max.	Min.	Max.
		42¼"	54"		

Semi-Custom	APC	BO	CC	ES	FCE	FDBS	FH	FI	FIMD	FO	ID	IF	IME	MFE	MD	MH	MW	P	PCE	RD	RTK	TKA	VTK	WBR	WCM	WS	WTR
FOL/TOL	●	●			●		▲	●	●	●			●	●		●		●	●					●			●
INS	●	●			●		▲	●	●	●	●			●		●		●	●					●			●

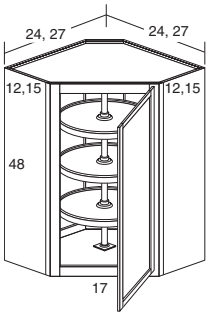

48″ High Diagonal Corner Cabinet with Rotating Shelf Kit

DC2448RS L/R
DC2748RS L/R

1 Door,
3 - 18″ Diameter plastic rotating shelves and pole

- **Must specify L or R hinge**
- Rotating Shelf Kit comes installed in cabinet
- **INSET:** ID13 and ID16 are available

WIDTH		HEIGHT		DEPTH	
Min.	Max.	Min.	Max.	Min.	Max.
		42¼″	48″		

Semi-Custom	APC	BO	CC	ES	FCE	FDBS	FH	FI	FIMD	FO	ID	IF	IME	MFE	MD	MH	MW	P	PCE	RD	RTK	TKA	VTK	WBR	WCM	WS	WTR
FOL/TOL	●				●		▲	●	●	●			●	●		●		●	●					●			●
INS	●				●		▲	●	●	●	●			●		●		●	●					●			●

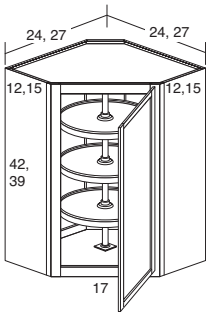

42″ & 39″ High Diagonal Corner Cabinets with Rotating Shelf Kit

DC2442RS L/R
DC2742RS L/R
DC2439RS L/R
DC2739RS L/R

1 Door,
3 - 18″ Diameter plastic rotating shelves and pole

- **Must specify L or R hinge**
- Rotating Shelf Kit comes installed in cabinet
- **INSET:** ID13 and ID16 are available

WIDTH		HEIGHT		DEPTH	
Min.	Max.	Min.	Max.	Min.	Max.
		36¼″	42″		

Semi-Custom	APC	BO	CC	ES	FCE	FDBS	FH	FI	FIMD	FO	ID	IF	IME	MFE	MD	MH	MW	P	PCE	RD	RTK	TKA	VTK	WBR	WCM	WS	WTR
FOL/TOL	●				●		▲	●	●	●			●	●		●		●	●					●			●
INS	●				●		▲	●	●	●	●			●		●		●	●					●			●

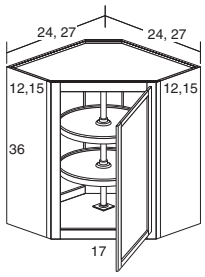

36″ High Diagonal Corner Cabinets with Rotating Shelf Kit

DC2436RS L/R
DC2736RS L/R

1 Door,
2 - 18″ Diameter plastic rotating shelves and pole

- **Must specify L or R hinge**
- Rotating Shelf Kit comes installed in cabinet
- **INSET:** ID13 and ID16 are available

WIDTH		HEIGHT		DEPTH	
Min.	Max.	Min.	Max.	Min.	Max.
		33¼″	36″		

Semi-Custom	APC	BO	CC	ES	FCE	FDBS	FH	FI	FIMD	FO	ID	IF	IME	MFE	MD	MH	MW	P	PCE	RD	RTK	TKA	VTK	WBR	WCM	WS	WTR
FOL/TOL	●				●		▲	●	●	●			●	●		●		●	●					●			●
INS	●				●		▲	●	●	●	●			●		●		●	●					●			●

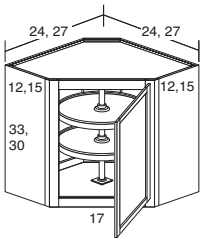

33″ & 30″ High Diagonal Corner Cabinets with Rotating Shelf Kit

DC2433RS L/R
DC2733RS L/R
DC2430RS L/R
DC2730RS L/R

1 Door,
2 - 18″ Diameter plastic rotating shelves and pole

- **Must specify L or R hinge**
- Rotating Shelf Kit comes installed in cabinet
- **INSET:** ID13 and ID16 are available

WIDTH		HEIGHT		DEPTH	
Min.	Max.	Min.	Max.	Min.	Max.
		30″	33″		

Semi-Custom	APC	BO	CC	ES	FCE	FDBS	FH	FI	FIMD	FO	ID	IF	IME	MFE	MD	MH	MW	P	PCE	RD	RTK	TKA	VTK	WBR	WCM	WS	WTR
FOL/TOL	●				●		▲	●	●	●			●	●		●		●	●					●			●
INS	●				●		▲	●	●	●	●			●		●		●	●					●			●

DIAGONAL CORNER CABINETS WITH WOODEN SPIN TRAYS INSTALLED

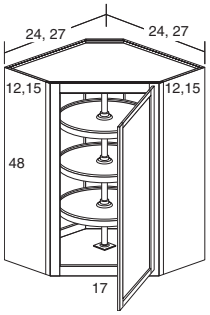

48″ High Diagonal Corner Cabinets with Wooden Spin Trays

DC2448ST L/R
DC2748ST L/R

1 Door,
3 - 18″ Diameter round wooden spin trays and pole

- **Must specify L or R hinge**
- Wooden Spin Tray kit comes installed in cabinet
- **INSET:** ID13 and ID16 are available

WIDTH		HEIGHT		DEPTH	
Min.	Max.	Min.	Max.	Min.	Max.
		42¼″	48″		

Semi-Custom	APC	BO	CC	ES	FCE	FDBS	FH	FI	FIMD	FO	ID	IF	IME	MFE	MD	MH	MW	P	PCE	RD	RTK	TKA	VTK	WBR	WCM	WS	WTR
FOL/TOL	●				●		▲	●	●	●			●	●		●		●	●					●			●
INS	●				●		▲	●	●	●	●			●		●		●	●					●			●

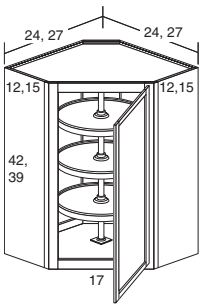

42″ & 39″ High Diagonal Corner Cabinets with Wooden Spin Trays

DC2442ST L/R
DC2742ST L/R
DC2439ST L/R
DC2739ST L/R

1 Door,
3 - 18″ Diameter round wooden spin trays and pole

- **Must specify L or R hinge**
- Wooden Spin Tray kit comes installed in cabinet
- **INSET:** ID13 and ID16 are available

WIDTH		HEIGHT		DEPTH	
Min.	Max.	Min.	Max.	Min.	Max.
		36¼″	42″		

Semi-Custom	APC	BO	CC	ES	FCE	FDBS	FH	FI	FIMD	FO	ID	IF	IME	MFE	MD	MH	MW	P	PCE	RD	RTK	TKA	VTK	WBR	WCM	WS	WTR
FOL/TOL	●				●		▲	●	●	●			●	●		●		●	●					●			●
INS	●				●		▲	●	●	●	●			●		●		●	●					●			●

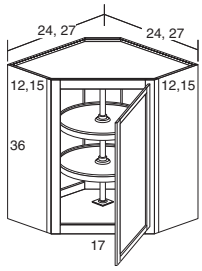

36″ High Diagonal Corner Cabinets with Wooden Spin Trays

DC2436ST L/R
DC2736ST L/R

1 Door,
2 - 18″ Diameter round wooden spin trays and pole

- **Must specify L or R hinge**
- Wooden Spin Tray kit comes installed in cabinet
- **INSET:** ID13 and ID16 are available

WIDTH		HEIGHT		DEPTH	
Min.	Max.	Min.	Max.	Min.	Max.
		33¼″	36″		

Semi-Custom	APC	BO	CC	ES	FCE	FDBS	FH	FI	FIMD	FO	ID	IF	IME	MFE	MD	MH	MW	P	PCE	RD	RTK	TKA	VTK	WBR	WCM	WS	WTR
FOL/TOL	●				●		▲	●	●	●			●	●		●		●	●					●			●
INS	●				●		▲	●	●	●	●			●		●		●	●					●			●

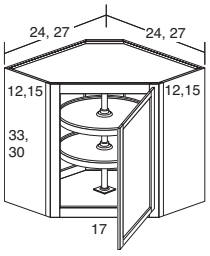

33″ & 30″ High Diagonal Corner Cabinets with Wooden Spin Trays

DC2433ST L/R
DC2733ST L/R
DC2430ST L/R
DC2730ST L/R

1 Door,
2 - 18″ Diameter round wooden spin trays and pole

- **Must specify L or R hinge**
- Wooden Spin Tray kit comes installed in cabinet
- **INSET:** ID13 and ID16 are available

WIDTH		HEIGHT		DEPTH	
Min.	Max.	Min.	Max.	Min.	Max.
		30″	33″		

Semi-Custom	APC	BO	CC	ES	FCE	FDBS	FH	FI	FIMD	FO	ID	IF	IME	MFE	MD	MH	MW	P	PCE	RD	RTK	TKA	VTK	WBR	WCM	WS	WTR
FOL/TOL	●				●		▲	●	●	●			●	●		●		●	●					●			●
INS	●				●		▲	●	●	●	●			●		●		●	●					●			●

DIAGONAL STORAGE UNITS

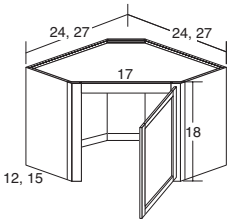

Diagonal Door Storage Unit

DDSU24 L/R
DDSU27 L/R

1 Door

- **Must specify L or R hinge**
- Door opening inside dimension is 16¾″ H, 13″ W
- Installs flush to frame of Diagonal Corner Cabinet
- **Available in square door styles only**
- **INSET:** ID13 and ID16 are available

	WIDTH		HEIGHT		DEPTH	
	Min.	Max.	Min.	Max.	Min.	Max.

Semi-Custom	APC	BO	CC	ES	FCE	FDBS	FH	FI	FIMD	FO	ID	IF	IME	MFE	MD	MH	MW	P	PCE	RD	RTK	TKA	VTK	WBR	WCM	WS	WTR
FOL/TOL					●			●						●													
INS					●			●			●			●													

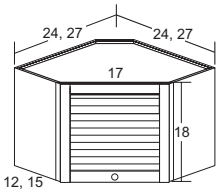

Diagonal Tambour Storage Unit

DTSU24
DTSU27

- When tambour door is open, inside dimension is 14½″ H, 13″ W
- Adjust tambour before installation of cabinet
- Includes a wooden knob
- Installs flush to frame of Diagonal Corner Cabinet
- **INSET:** ID13 and ID16 are available

	WIDTH		HEIGHT		DEPTH	
	Min.	Max.	Min.	Max.	Min.	Max.

Semi-Custom	APC	BO	CC	ES	FCE	FDBS	FH	FI	FIMD	FO	ID	IF	IME	MFE	MD	MH	MW	P	PCE	RD	RTK	TKA	VTK	WBR	WCM	WS	WTR
FOL/TOL								●						●													
INS								●			●			●													

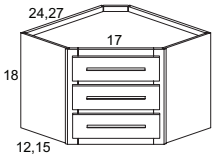

Diagonal Three Drawer Storage Unit

D3DSU24
D3DSU27

- Full extension slides standard
- Cabinet does not have a floor under the drawers
- Installs flush to frame of Diagonal Corner Cabinet
- TOL door styles will have equal height drawer fronts
- For FOL door styles, the top drawer front will be 4⅝″ high while the bottom two will be 6⅛″ high
- **INSET:** Not available

	WIDTH		HEIGHT		DEPTH	
	Min.	Max.	Min.	Max.	Min.	Max.

Semi-Custom	APC	BO	CC	ES	FCE	FDBS	FH	FI	FIMD	FO	ID	IF	IME	MFE	MD	MH	MW	P	PCE	RD	RTK	TKA	VTK	WBR	WCM	WS	WTR
FOL/TOL														●													

INSIDE CURVED CORNER WALL CABINETS

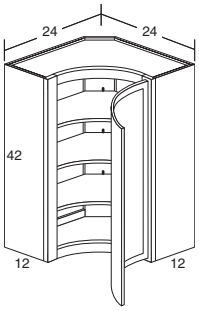

42″ High Inside Curved Corner Wall Cabinet

ICCW2442 L/R

1 Door,
3 Adj. shelves

- **Must specify L or R hinge**
- **Available in Madison Square/Cathedral/ Arch Cherry/Maple, Rose Hall Square/ Cathedral/Arch Cherry/Maple and Seville Square Cherry only**
- **INSET:** Not available

	WIDTH		HEIGHT		DEPTH	
	Min.	Max.	Min.	Max.	Min.	Max.

Semi-Custom	APC	BO	CC	ES	FCE	FDBS	FH	FI	FIMD	FO	ID	IF	IME	MFE	MD	MH	MW	P	PCE	RD	RTK	TKA	VTK	WBR	WCM	WS	WTR
FOL/TOL	▲	●					▲	●		●				●					▲								

INSIDE CURVED CORNER WALL CABINETS (continued)

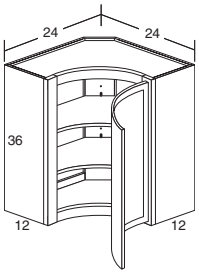

36″ High Inside Curved Corner Wall Cabinet

ICCW2436 L/R

1 Door,
2 Adj. shelves

- **Must specify L or R hinge**
- **Available in Madison Square/Cathedral/ Arch Cherry/Maple, Rose Hall Square/ Cathedral/Arch Cherry/Maple and Seville Square Cherry only**
- **INSET:** Not available

	WIDTH		HEIGHT		DEPTH	
	Min.	Max.	Min.	Max.	Min.	Max.

Semi-Custom	APC	BO	CC	ES	FCE	FDBS	FH	FI	FIMD	FO	ID	IF	IME	MFE	MD	MH	MW	P	PCE	RD	RTK	TKA	VTK	WBR	WCM	WS	WTR
FOL/TOL	▲	●					▲	●		●				●					▲								

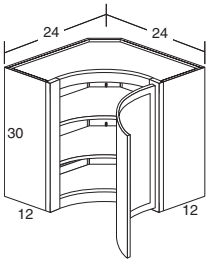

30″ High Inside Curved Corner Wall Cabinet

ICCW2430 L/R

1 Door,
2 Adj. shelves

- **Must specify L or R hinge**
- **Available in Madison Square/Cathedral/ Arch Cherry/Maple, Rose Hall Square/ Cathedral/Arch Cherry/Maple and Seville Square Cherry only**
- **INSET:** Not available

	WIDTH		HEIGHT		DEPTH	
	Min.	Max.	Min.	Max.	Min.	Max.

Semi-Custom	APC	BO	CC	ES	FCE	FDBS	FH	FI	FIMD	FO	ID	IF	IME	MFE	MD	MH	MW	P	PCE	RD	RTK	TKA	VTK	WBR	WCM	WS	WTR
FOL/TOL	▲	●					▲	●		●				●					▲								

DIAGONAL CORNER CABINETS WITH TWO DRAWERS

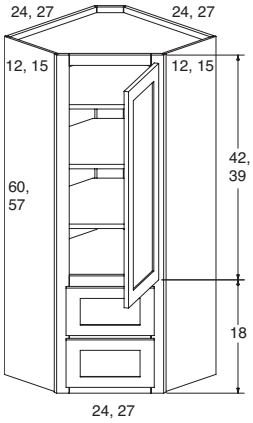

60″ & 57″ High Diagonal Corner Cabinets with Two Drawers

DC2460D2 L/R
DC2760D2 L/R
DC2457D2 L/R
DC2757D2 L/R

2 Drawers,
1 Door,
3 Adj. shelves

- **Must specify L or R hinge**
- Decorative Glass Doors available under Wall Accessories
- Cabinet does not have a floor under the drawers
- **INSET:** ID13 and ID16 are available

	WIDTH		HEIGHT		DEPTH	
	Min.	Max.	Min.	Max.	Min.	Max.
			54¼″	60″		

Semi-Custom	APC	BO	CC	ES	FCE	FDBS	FH	FI	FIMD	FO	ID	IF	IME	MFE	MD	MH	MW	P	PCE	RD	RTK	TKA	VTK	WBR	WCM	WS	WTR
FOL/TOL	●	●			●			●	●				●	●		●			●					●			●
INS	●	●			●			●	●		●			●		●			●					●			●

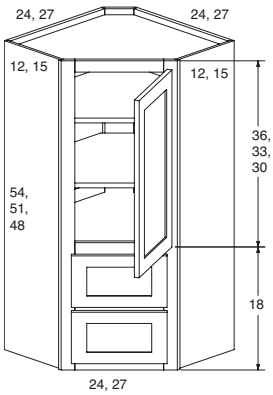

54″, 51″ & 48″ High Diagonal Corner Cabinets with Two Drawers

DC2454D2 L/R
DC2754D2 L/R
DC2451D2 L/R
DC2751D2 L/R
DC2448D2 L/R
DC2748D2 L/R

2 Drawers,
1 Door,
2 Adj. shelves

- **Must specify L or R hinge**
- Decorative Glass Doors available under Wall Accessories
- Cabinet does not have a floor under the drawers
- **INSET:** ID13 and ID16 are available

	WIDTH		HEIGHT		DEPTH	
	Min.	Max.	Min.	Max.	Min.	Max.
			42¼″	54″		

Semi-Custom	APC	BO	CC	ES	FCE	FDBS	FH	FI	FIMD	FO	ID	IF	IME	MFE	MD	MH	MW	P	PCE	RD	RTK	TKA	VTK	WBR	WCM	WS	WTR
FOL/TOL	●	●			●			●	●				●	●		●			●					●			●
INS	●	●			●			●	●		●			●		●			●					●			●

DIAGONAL CORNER CABINETS WITH THREE DRAWERS

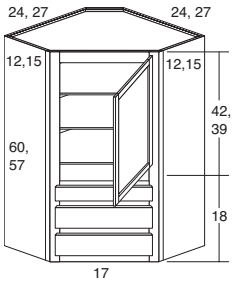

60" & 57" High Diagonal Corner Cabinets with Three Drawers

DC2460D L/R
DC2760D L/R
DC2457D L/R
DC2757D L/R

3 Drawers,
1 Door,
3 Adj. shelves

- **Must specify L or R hinge**
- Decorative Glass Doors available under Wall Accessories
- Cabinet does not have a floor under the drawers
- TOL door styles will have equal height drawer fronts
- For FOL door styles, the top drawer front will be 4⅝" high while the bottom two will be 6⅛" high
- **INSET:** Not available

WIDTH		HEIGHT		DEPTH	
Min.	Max.	Min.	Max.	Min.	Max.
		54¼"	60"		

Semi-Custom	APC	BO	CC	ES	FCE	FDBS	FH	FI	FIMD	FO	ID	IF	IME	MFE	MD	MH	MW	P	PCE	RD	RTK	TKA	VTK	WBR	WCM	WS	WTR
FOL/TOL	●	●			●			●	●				●	●		●			●					●			●

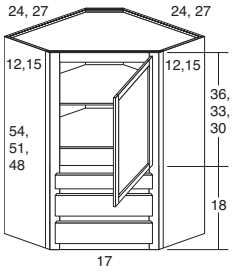

54", 51" & 48" High Diagonal Corner Cabinets with Three Drawers

DC2454D L/R
DC2754D L/R
DC2451D L/R
DC2751D L/R
DC2448D L/R
DC2748D L/R

3 Drawers,
1 Door,
2 Adj. shelves

- **Must specify L or R hinge**
- Decorative Glass Doors available under Wall Accessories
- Cabinet does not have a floor under the drawers
- TOL door styles will have equal height drawer fronts
- For FOL door styles, the top drawer front will be 4⅝" high while the bottom two will be 6⅛" high
- **INSET:** Not available

WIDTH		HEIGHT		DEPTH	
Min.	Max.	Min.	Max.	Min.	Max.
		42¼"	54"		

Semi-Custom	APC	BO	CC	ES	FCE	FDBS	FH	FI	FIMD	FO	ID	IF	IME	MFE	MD	MH	MW	P	PCE	RD	RTK	TKA	VTK	WBR	WCM	WS	WTR
FOL/TOL	●	●			●			●	●				●	●		●			●					●			●

DIAGONAL CORNER CABINETS WITH TAMBOUR

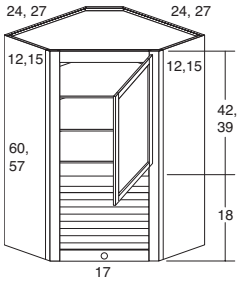

60" & 57" High Diagonal Corner Cabinets with Tambour

DC2460T L/R
DC2760T L/R
DC2457T L/R
DC2757T L/R

1 Door,
3 Adj. shelves

- **Must specify L or R hinge**
- Decorative Glass Doors available under Wall Accessories
- With tambour up, opening is 14½" H x 13" W
- **INSET:** ID13 and ID16 are available

WIDTH		HEIGHT		DEPTH	
Min.	Max.	Min.	Max.	Min.	Max.
		54¼"	60"		

Semi-Custom	APC	BO	CC	ES	FCE	FDBS	FH	FI	FIMD	FO	ID	IF	IME	MFE	MD	MH	MW	P	PCE	RD	RTK	TKA	VTK	WBR	WCM	WS	WTR
FOL/TOL	●	●			●			●	●				●	●		●			●								●
INS	●	●			●			●	●		●			●		●			●								●

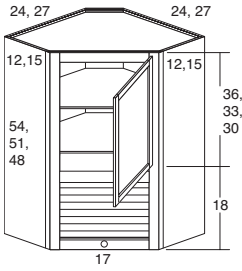

54", 51" & 48" High Diagonal Corner Cabinets with Tambour

DC2454T L/R
DC2754T L/R
DC2451T L/R
DC2751T L/R
DC2448T L/R
DC2748T L/R

1 Door,
2 Adj. shelves

- **Must specify L or R hinge**
- Decorative Glass Doors available under Wall Accessories
- With tambour up, opening is 14½" H x 13" W
- **INSET:** ID13 and ID16 are available

WIDTH		HEIGHT		DEPTH	
Min.	Max.	Min.	Max.	Min.	Max.
		42¼"	54"		

Semi-Custom	APC	BO	CC	ES	FCE	FDBS	FH	FI	FIMD	FO	ID	IF	IME	MFE	MD	MH	MW	P	PCE	RD	RTK	TKA	VTK	WBR	WCM	WS	WTR
FOL/TOL	●	●			●			●	●				●	●		●			●								●
INS	●	●			●			●	●		●			●		●			●								●

DIAGONAL CORNER CABINETS WITH LIFT DOOR

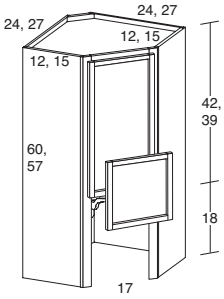

60″ & 57″ High Diagonal Corner Cabinets with Lift Door

DC2460LD L/R
DC2760LD L/R
DC2457LD L/R
DC2757LD L/R

1 Door,
1 Lift door,
3 Adj. shelves

- **Must specify L or R hinge**
- With door up, opening is 16¾″ H x 13″ W
- Lift door is always a square solid door
- **INSET:** Not available

WIDTH		HEIGHT		DEPTH	
Min.	Max.	Min.	Max.	Min.	Max.
		54¼″	60″		

Semi-Custom	APC	BO	CC	ES	FCE	FDBS	FH	FI	FIMD	FO	ID	IF	IME	MFE	MD	MH	MW	P	PCE	RD	RTK	TKA	VTK	WBR	WCM	WS	WTR
FOL/TOL	●	●			●			●	●				●	●		●			●								●

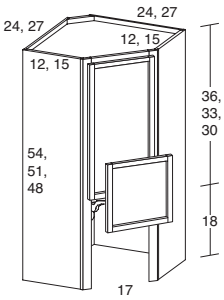

54″, 51″ & 48″ High Diagonal Corner Cabinets with Lift Door

DC2454LD L/R
DC2754LD L/R
DC2451LD L/R
DC2751LD L/R
DC2448LD L/R
DC2748LD L/R

1 Door,
1 Lift door,
2 Adj. shelves

- **Must specify L or R hinge**
- With door up, opening is 16¾″ H x 13″ W
- Lift door is always a square solid door
- **INSET:** Not available

WIDTH		HEIGHT		DEPTH	
Min.	Max.	Min.	Max.	Min.	Max.
		42¼″	54″		

Semi-Custom	APC	BO	CC	ES	FCE	FDBS	FH	FI	FIMD	FO	ID	IF	IME	MFE	MD	MH	MW	P	PCE	RD	RTK	TKA	VTK	WBR	WCM	WS	WTR
FOL/TOL	●	●			●			●	●				●	●		●			●								●

WALL CABINETS WITH ONE DRAWER

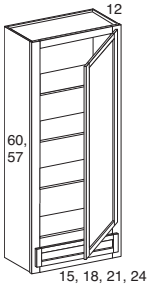

60″ & 57″ Wall Cabinets with One Drawer

W1560D1 L/R
W1860D1 L/R
W2160D1 L/R
W2460SDD1 L/R
W1557D1 L/R
W1857D1 L/R
W2157D1 L/R
W2457SDD1 L/R

1 Drawer,
1 Door,
3 Adj. shelves

- **Must specify L or R hinge**
- Cabinet does not have a floor under the drawers
- Thermofoil and cope and tenon door styles will have a horizontal center rail for doors larger than 48″

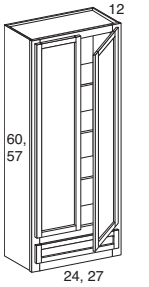

W2460D1
W2760D1
W2457D1
W2757D1

1 Drawer,
2 Doors w/o center mullion,
3 Adj. shelves

- Cabinet does not have a floor under the drawers
- Thermofoil and cope and tenon door styles will have a horizontal center rail for doors larger than 48″

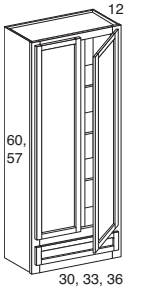

W3060D1
W3360D1
W3660D1
W3057D1
W3357D1
W3657D1

1 Drawer,
2 Doors,
3 Adj. shelves

- Cabinet does not have a floor under the drawers
- Thermofoil and cope and tenon door styles will have a horizontal center rail for doors larger than 48″
- **INSET:** Not available on 30″-36″ wide with center mullion cabinets

WIDTH		HEIGHT		DEPTH	
Min.	Max.	Min.	Max.	Min.	Max.
12¼″	36″	54¼″	60″	12″	30″

Semi-Custom	APC	BO	CC	ES	FCE	FDBS	FH	FI	FIMD	FO	ID	IF	IME	MFE	MD	MH	MW	P	PCE	RD	RTK	TKA	VTK	WBR	WCM	WS	WTR
FOL/TOL	●	●	●	●	●			●	●		●		●	●	●	●	●		●			●		●	●	●	●
INS	●	●	●	●	●			●	●		●			●	●	●	●		●			●		●	●	●	●

WALL CABINETS WITH ONE DRAWER (continued)

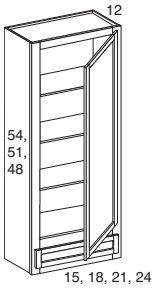

54", 51" & 48" Wall Cabinets with One Drawer

W1554D1 L/R
W1854D1 L/R
W2154D1 L/R
W2454SDD1 L/R
W1551D1 L/R
W1851D1 L/R
W2151D1 L/R
W2451SDD1 L/R
W1548D1 L/R
W1848D1 L/R
W2148D1 L/R
W2448SDD1 L/R

1 Drawer,
1 Door,
3 Adj. shelves

- **Must specify L or R hinge**
- Cabinet does not have a floor under the drawers
- Thermofoil and cope and tenon door styles will have a horizontal center rail for doors larger than 48"

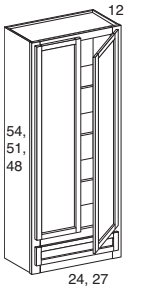

W2454D1
W2754D1
W2451D1
W2751D1
W2448D1
W2748D1

1 Drawer,
2 Doors w/o center mullion,
3 Adj. shelves

- Cabinet does not have a floor under the drawers
- Thermofoil and cope and tenon door styles will have a horizontal center rail for doors larger than 48"

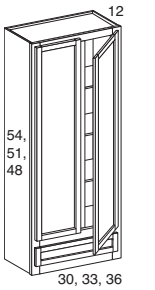

W3054D1
W3354D1
W3654D1
W3051D1
W3351D1
W3651D1
W3048D1
W3348D1
W3648D1

1 Drawer,
2 Doors,
3 Adj. shelves

- Cabinet does not have a floor under the drawers
- Thermofoil and cope and tenon door styles will have a horizontal center rail for doors larger than 48"

WIDTH		HEIGHT		DEPTH	
Min.	Max.	Min.	Max.	Min.	Max.
12¼"	36"	42¼"	54"	12"	30"

Semi-Custom	APC	BO	CC	ES	FCE	FDBS	FH	FI	FIMD	FO	ID	IF	IME	MFE	MD	MH	MW	P	PCE	RD	RTK	TKA	VTK	WBR	WCM	WS	WTR
FOL/TOL	●	●	●	●	●			●	●		●		●	●	●	●	●		●			●		●	●	●	●
INS	●	●	●	●	●			●	●		●			●	●	●	●		●			●		●	●	●	●

WALL CABINETS WITH TWO DRAWERS

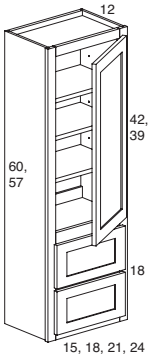

60" & 57" High Wall Cabinets with Two Drawers

W1560D2 L/R
W1860D2 L/R
W2160D2 L/R
W2460SDD2 L/R
W1557D2 L/R
W1857D2 L/R
W2157D2 L/R
W2457SDD2 L/R

2 Drawers,
1 Door,
3 Adj. shelves

- **Must specify L or R hinge**
- Full extension drawer slides standard
- Cabinet does not have a floor under the drawers

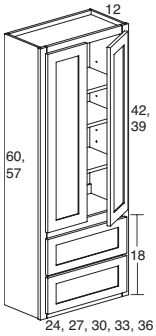

W2460D2
W2760D2
W3060D2
W3360D2
W3660D2
W2457D2
W2757D2
W3057D2
W3357D2
W3657D2

2 Drawers,
2 Doors w/o center mullion,
3 Adj. shelves

- Full extension drawer slides standard
- Cabinet does not have a floor under the drawers

WIDTH		HEIGHT		DEPTH	
Min.	Max.	Min.	Max.	Min.	Max.
12¼"	36"	54¼"	60"	12"	30"

Semi-Custom	APC	BO	CC	ES	FCE	FDBS	FH	FI	FIMD	FO	ID	IF	IME	MFE	MD	MH	MW	P	PCE	RD	RTK	TKA	VTK	WBR	WCM	WS	WTR
FOL/TOL	●	●	●	●	●			●	●		●		●	●	●	●	●		●			●		●	▲	●	●
INS	●	●	●	●	●			●	●		●			●	●	●	●		●			●		●	▲	●	●

WALL CABINETS WITH TWO DRAWERS (continued)

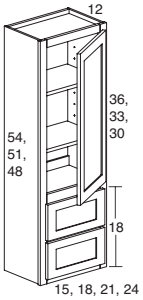

54", 51" & 48" High Wall Cabinets with Two Drawers

W1554D2 L/R
W1854D2 L/R
W2154D2 L/R
W2454SDD2 L/R
W1551D2 L/R
W1851D2 L/R
W2151D2 L/R
W2451SDD2 L/R
W1548D2 L/R
W1848D2 L/R
W2148D2 L/R
W2448SDD2 L/R

2 Drawers,
1 Door,
2 Adj. shelves

- **Must specify L or R hinge**
- Full extension drawer slides standard
- Cabinet does not have a floor under the drawers

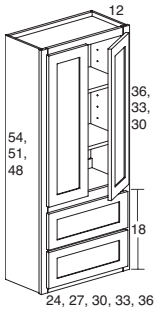

W2454D2
W2754D2
W3054D2
W3354D2
W3654D2
W2451D2
W2751D2
W3051D2
W3351D2
W3651D2
W2448D2
W2748D2
W3048D2
W3348D2
W3648D2

2 Drawers,
2 Doors w/o center mullion,
2 Adj. shelves

- Full extension drawer slides standard
- Cabinet does not have a floor under the drawers

WIDTH		HEIGHT		DEPTH	
Min.	Max.	Min.	Max.	Min.	Max.
12¼"	36"	42¼"	54"	12"	30"

Semi-Custom	APC	BO	CC	ES	FCE	FDBS	FH	FI	FIMD	FO	ID	IF	IME	MFE	MD	MH	MW	P	PCE	RD	RTK	TKA	VTK	WBR	WCM	WS	WTR
FOL/TOL	●	●	●	●	●			●	●		●		●	●	●	●	●		●			●		●	▲	●	●
INS	●	●	●	●	●			●	●		●			●	●	●	●		●			●		●	▲	●	●

WALL CABINETS WITH THREE DRAWERS

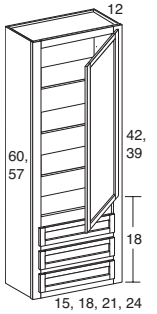

60" & 57" High Wall Cabinets with Three Drawers

W1560D L/R
W1860D L/R
W2160D L/R
W2460SDD L/R
W1557D L/R
W1857D L/R
W2157D L/R
W2457SDD L/R

3 Drawers,
1 Door,
3 Adj. shelves

- **Must specify L or R hinge**
- Full extension drawer slides standard
- Cabinet does not have a floor under the drawers
- TOL door styles will have equal height drawer fronts
- For FOL door styles, the top drawer front will be 4⅝" high while the bottom two will be 6⅛" high
- **INSET:** Not available

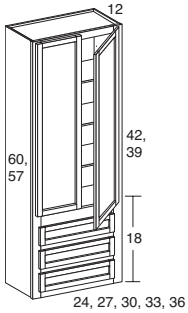

W2460D
W2760D
W3060D
W3360D
W3660D
W2457D
W2757D
W3057D
W3357D
W3657D

3 Drawers,
2 Doors w/o center mullion,
3 Adj. shelves

- Full extension drawer slides standard
- Cabinet does not have a floor under the drawers
- TOL door styles will have equal height drawer fronts
- For FOL door styles, the top drawer front will be 4⅝" high while the bottom two will be 6⅛" high
- **INSET:** Not available

WIDTH		HEIGHT		DEPTH	
Min.	Max.	Min.	Max.	Min.	Max.
12¼"	36"	54¼"	60"	12"	30"

Semi-Custom	APC	BO	CC	ES	FCE	FDBS	FH	FI	FIMD	FO	ID	IF	IME	MFE	MD	MH	MW	P	PCE	RD	RTK	TKA	VTK	WBR	WCM	WS	WTR
FOL/TOL	●	●	●	●	●			●	●		●		●	●	●	●	●		●			●		●	▲	●	●

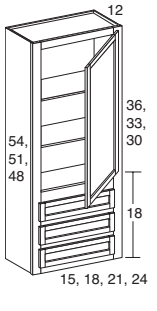

54", 51" & 48" High Wall Cabinets with Three Drawers

W1554D L/R
W1854D L/R
W2154D L/R
W2454SDD L/R
W1551D L/R
W1851D L/R
W2151D L/R
W2451SDD L/R
W1548D L/R
W1848D L/R
W2148D L/R
W2448SDD L/R

3 Drawers,
1 Door,
2 Adj. shelves

- **Must specify L or R hinge**
- Full extension drawer slides standard
- Cabinet does not have a floor under the drawers
- TOL door styles will have equal height drawer fronts
- For FOL door styles, the top drawer front will be 4⅝" high while the bottom two will be 6⅛" high
- **INSET:** Not available

WIDTH		HEIGHT		DEPTH	
Min.	Max.	Min.	Max.	Min.	Max.
12¼"	21"	42¼"	54"	12"	30"

Semi-Custom	APC	BO	CC	ES	FCE	FDBS	FH	FI	FIMD	FO	ID	IF	IME	MFE	MD	MH	MW	P	PCE	RD	RTK	TKA	VTK	WBR	WCM	WS	WTR
FOL/TOL	●	●	●	●	●			●	●		●		●	●	●	●	●		●			●		●	▲	●	●

WALL CABINETS WITH THREE DRAWERS (continued)

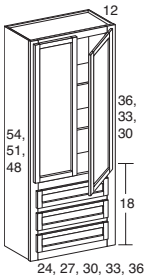

54", 51" & 48" High Wall Cabinets with Three Drawers (continued)

W2454D
W2754D
W3054D
W3354D
W3654D
W2451D
W2751D
W3051D
W3351D
W3651D
W2448D
W2748D
W3048D
W3348D
W3648D

3 Drawers,
2 Doors w/o center mullion,
2 Adj. shelves

- Full extension drawer slides standard
- Cabinet does not have a floor under the drawers
- TOL door styles will have equal height drawer fronts
- For FOL door styles, the top drawer front will be 4⅝" high while the bottom two will be 6⅛" high
- **INSET:** Not available

WIDTH		HEIGHT		DEPTH	
Min.	Max.	Min.	Max.	Min.	Max.
21¼"	36"	42¼"	54"	12"	30"

Semi-Custom	APC	BO	CC	ES	FCE	FDBS	FH	FI	FIMD	FO	ID	IF	IME	MFE	MD	MH	MW	P	PCE	RD	RTK	TKA	VTK	WBR	WCM	WS	WTR
FOL/TOL	●	●	●	●	●			●	●		●		●	●	●	●	●		●			●		●	▲	●	●

WALL CABINETS WITH TAMBOUR

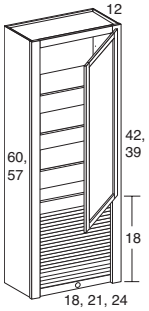

60" & 57" High Wall Cabinets with Tambour

W1860T L/R
W2160T L/R
W2460SDT L/R
W1857T L/R
W2157T L/R
W2457SDT L/R

1 Door,
3 Adj. shelves

- **Must specify L or R hinge**
- Cabinet has back in tambour area
- With tambour up opening is 14½"H

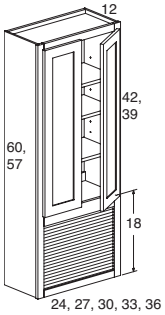

W2460T L/R
W2760T L/R
W3060T L/R
W3360T L/R
W3660T L/R
W2457T L/R
W2757T L/R
W3057T L/R
W3357T L/R
W3657T L/R

2 Doors w/o center mullion,
3 Adj. shelves

- **Must specify L or R hinge**
- Cabinet has back in tambour area
- With tambour up opening is 14½"H

WIDTH		HEIGHT		DEPTH	
Min.	Max.	Min.	Max.	Min.	Max.
15¼"	36"	54¼"	60"	12"	30"

Semi-Custom	APC	BO	CC	ES	FCE	FDBS	FH	FI	FIMD	FO	ID	IF	IME	MFE	MD	MH	MW	P	PCE	RD	RTK	TKA	VTK	WBR	WCM	WS	WTR
FOL/TOL	●		●	●	●			●	●		●		●	●	●	●	●		●	●					▲	●	●
INS	●		●	●	●			●	●		●			●	●	●	●		●	●					▲	●	●

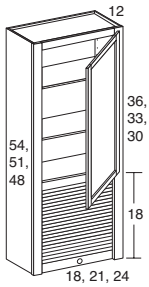

54", 51" & 48" High Wall Cabinets with Tambour

W1854T L/R
W2154T L/R
W2454SDT L/R
W1851T L/R
W2151T L/R
W2451SDT L/R
W1848T L/R
W2148T L/R
W2448SDT L/R

1 Door,
2 Adj. shelves

- **Must specify L or R hinge**
- Cabinet has back in tambour area
- With tambour up opening is 14½"H

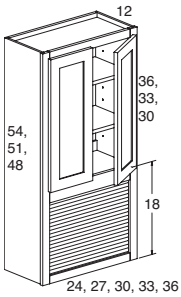

W2454T L/R
W2754T L/R
W3054T L/R
W3354T L/R
W3654T L/R
W2451T L/R
W2751T L/R
W3051T L/R
W3351T L/R
W3651T L/R
W2448T L/R
W2748T L/R
W3048T L/R
W3348T L/R
W3648T L/R

2 Doors w/o center mullion,
2 Adj. shelves

- **Must specify L or R hinge**
- Cabinet has back in tambour area
- With tambour up opening is 14½"H

WIDTH		HEIGHT		DEPTH	
Min.	Max.	Min.	Max.	Min.	Max.
15¼"	36"	42¼"	54"	12"	30"

Semi-Custom	APC	BO	CC	ES	FCE	FDBS	FH	FI	FIMD	FO	ID	IF	IME	MFE	MD	MH	MW	P	PCE	RD	RTK	TKA	VTK	WBR	WCM	WS	WTR
FOL/TOL	●		●	●	●			●	●		●		●	●	●	●	●		●	●					▲	●	●
INS	●		●	●	●			●	●		●			●	●	●	●		●	●					▲	●	●

WALL CABINETS WITH APPLIANCE DOORS

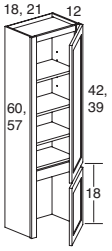

60" & 57" High Wall Cabinets with Appliance Door

W1860ADR L/R
W2160ADR L/R
W1857ADR L/R
W2157ADR L/R

2 Doors,
3 Adj. shelves

- **Must specify L or R hinge**
- Cabinet has back in door area
- With door up opening is 16¾"H

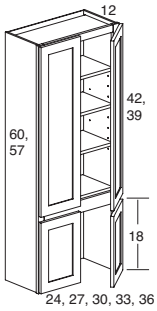

W2460ADR
W2760ADR
W3060ADR
W3360ADR
W3660ADR
W2457ADR
W2757ADR
W3057ADR
W3357ADR
W3657ADR

4 Doors w/o center mullion,
3 Adj. shelves

- Cabinet has back in door area
- With door up opening is 16¾"H

WIDTH		HEIGHT		DEPTH	
Min.	Max.	Min.	Max.	Min.	Max.
15¼"	36"	54¼"	60"	12"	30"

Semi-Custom	APC	BO	CC	ES	FCE	FDBS	FH	FI	FIMD	FO	ID	IF	IME	MFE	MD	MH	MW	P	PCE	RD	RTK	TKA	VTK	WBR	WCM	WS	WTR
FOL/TOL	●		●	●	●			●	●		●		●	●	●	●	●		●	●					▲	●	●
INS	●		●	●	●			●	●		●			●	●	●	●		●	●					▲	●	●

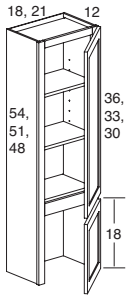

54", 51" & 48" High Wall Cabinets with Appliance Door

W1854ADR L/R
W2154ADR L/R
W1851ADR L/R
W2151ADR L/R
W1848ADR L/R
W2148ADR L/R

2 Doors,
2 Adj. shelves

- **Must specify L or R hinge**
- Cabinet has back in door area
- With door up opening is 16¾"H

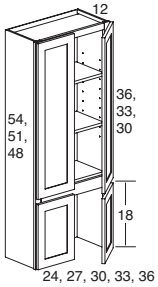

W2454ADR
W2754ADR
W3054ADR
W3354ADR
W3654ADR
W2451ADR
W2751ADR
W3051ADR
W3351ADR
W3651ADR
W2448ADR
W2748ADR
W3048ADR
W3348ADR
W3648ADR

4 Doors w/o center mullion,
2 Adj. shelves

- Cabinet has back in door area
- With door up opening is 16¾"H

WIDTH		HEIGHT		DEPTH	
Min.	Max.	Min.	Max.	Min.	Max.
15¼"	36"	42¼"	54"	12"	30"

Semi-Custom	APC	BO	CC	ES	FCE	FDBS	FH	FI	FIMD	FO	ID	IF	IME	MFE	MD	MH	MW	P	PCE	RD	RTK	TKA	VTK	WBR	WCM	WS	WTR
FOL/TOL	●		●	●	●			●	●		●		●	●	●	●	●		●	●					▲	●	●
INS	●		●	●	●			●	●		●			●	●	●	●		●	●					▲	●	●

WALL CABINETS WITH LIFT DOOR

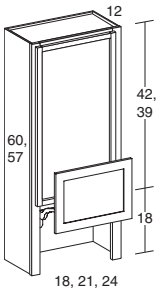

60″ & 57″ High Wall Cabinets with Lift Door

W1860LD L/R
W2160LD L/R
W2460SDLD L/R
W1857LD L/R
W2157LD L/R
W2457SDLD L/R

1 Door,
1 Lift Door,
3 Adj. shelves

- **Must specify L or R hinge**
- Cabinet has back in lower area
- With door up openings is 16¾″H
- Lift door is always a square solid door
- **INSET:** Not available

WIDTH		HEIGHT		DEPTH	
Min.	Max.	Min.	Max.	Min.	Max.
15¼″	24″	54¼″	60″	12″	30″

Semi-Custom	APC	BO	CC	ES	FCE	FDBS	FH	FI	FIMD	FO	ID	IF	IME	MFE	MD	MH	MW	P	PCE	RD	RTK	TKA	VTK	WBR	WCM	WS	WTR
FOL/TOL	●		●	●	●			●	●		●		●	●	●	●	●		●								●

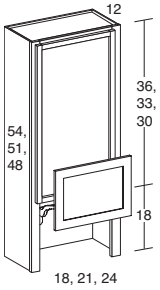

54″ & 48″ High Wall Cabinets with Lift Door

W1854LD L/R
W2154LD L/R
W2454SDLD L/R
W1851LD L/R
W2151LD L/R
W2451SDLD L/R
W1848LD L/R
W2148LD L/R
W2448SDLD L/R

1 Door,
1 Lift Door,
2 Adj. shelves

- **Must specify L or R hinge**
- Cabinet has back in lower area
- With door up openings is 16¾″H
- Lift door is always a square solid door
- **INSET:** Not available

WIDTH		HEIGHT		DEPTH	
Min.	Max.	Min.	Max.	Min.	Max.
15¼″	24″	42¼″	54″	12″	30″

Semi-Custom	APC	BO	CC	ES	FCE	FDBS	FH	FI	FIMD	FO	ID	IF	IME	MFE	MD	MH	MW	P	PCE	RD	RTK	TKA	VTK	WBR	WCM	WS	WTR
FOL/TOL	●		●	●	●			●	●		●		●	●	●	●	●		●								●

WALL CABINETS WITH STORAGE CUBE

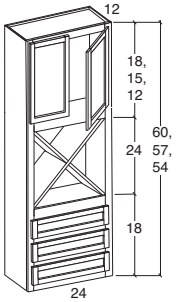

TOL & FOL

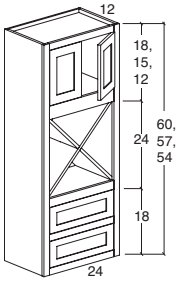

INS

W2460SC
W2457SC
W2454SC

3 Drawers,
2 Doors w/o center mullion

- FI option for upper section only
- Storage Cube area is standard with matching finished interior
- Cabinet does not have a floor under the drawers
- TOL door styles will have equal height drawer fronts
- For FOL door styles, the top drawer front will be 4⅝″ high while the bottom two will be 6⅛″ high
- **INSET:** Will have 2 drawers

WIDTH		HEIGHT		DEPTH	
Min.	Max.	Min.	Max.	Min.	Max.
				12″	30″

Semi-Custom	APC	BO	CC	ES	FCE	FDBS	FH	FI	FIMD	FO	ID	IF	IME	MFE	MD	MH	MW	P	PCE	RD	RTK	TKA	VTK	WBR	WCM	WS	WTR
FOL/TOL	●		●	●	●			●			●		●	●	●				●			●		●	▲		●
INS	●		●	●	●			●			●			●	●				●			●		●	▲		●

STAINLESS STEEL TAMBOUR STORAGE UNITS

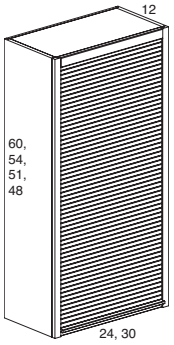

STSU2460
STSU3060
STSU2454
STSU3054
STSU2451
STSU3051
STSU2448
STSU3048

4 Shelves (60″)
3 Shelves (54″, 51″ & 48″)

- ¾″ Plywood
- Frameless design
- Pull and tambour are stainless finished
- Increased Depth option available in 1″ increments from ID13 to ID24
- Cabinet has a full back and does not have a floor

WIDTH		HEIGHT		DEPTH	
Min.	Max.	Min.	Max.	Min.	Max.
				12″	24″

Semi-Custom	APC	BO	CC	ES	FCE	FDBS	FH	FI	FIMD	FO	ID	IF	IME	MFE	MD	MH	MW	P	PCE	RD	RTK	TKA	VTK	WBR	WCM	WS	WTR
FOL/TOL	▲				▲			▲			●			▲	●				▲								
INS	▲				▲			▲			●			▲	●				▲								

PANTRY WALL CABINETS

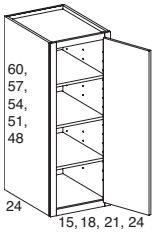

PW1560 L/R
PW1860 L/R
PW2160 L/R
PW2460SD L/R
PW1557 L/R
PW1857 L/R
PW2157 L/R
PW2457SD L/R
PW1554 L/R
PW1854 L/R
PW2154 L/R
PW2454SD L/R
PW1551 L/R
PW1851 L/R
PW2151 L/R
PW2451SD L/R
PW1548 L/R
PW1848 L/R
PW2148 L/R
PW2448SD L/R

1 Door,
3 Adj. shelves

- **Must specify L or R hinge**
- Thermofoil and cope and tenon door styles will have a horizontal center rail for doors larger than 48″

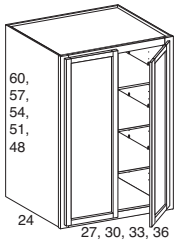

PW2760
PW3060
PW3360
PW3660
PW2757
PW3057
PW3357
PW3657
PW2754
PW3054
PW3354
PW3654
PW2751
PW3051
PW3351
PW3651
PW2748
PW3048
PW3348
PW3648

2 Doors w/o center mullion,
3 Adj. shelves

- Thermofoil and cope and tenon door styles will have a horizontal center rail for doors larger than 48″

WIDTH		HEIGHT		DEPTH	
Min.	Max.	Min.	Max.	Min.	Max.
9″	36″	42¼″	60″	4½″	30″

Semi-Custom	APC	BO	CC	ES	FCE	FDBS	FH	FI	FIMD	FO	ID	IF	IME	MFE	MD	MH	MW	P	PCE	RD	RTK	TKA	VTK	WBR	WCM	WS	WTR
FOL/TOL	▲	●	●	●	●		▲	●	●	●			●	●	●	●	●		●	●		●		●	▲	●	●
INS	▲	●	●	●	●		▲	●	●	●				●	●	●	●		●	●		●		●	▲	●	●

MICROWAVE CABINETS

Microwave Cabinets have standard Finished Interior in microwave area. The removable shelf is ¾" plywood. Measurements indicated reflect the distance between stiles and the distance between the top of the removable shelf and the bottom of the rail in the microwave area. For all Thermofoil door styles, the removable shelf is thermofoiled fiberboard. For MDF door styles, the removable shelf is painted maple. Microwave Cabinet will not receive a built in microwave installation kit or a trim kit.

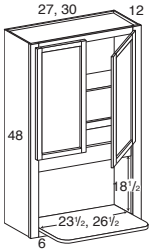

48" High Microwave Cabinet

MWO2748
MWO3048WCM

2 Doors w/o center mullion,
1 Adj. shelf,
1 - 17¼" Deep removable shelf

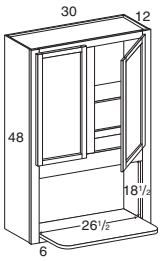

MWO3048

2 Doors,
1 Adj. shelf,
1 - 17¼" Deep removable shelf

- **INSET:** 30"-36" wide will be standard WCM

WIDTH		HEIGHT		DEPTH	
Min.	Max.	Min.	Max.	Min.	Max.
24¼"	30"	42¼"	48"	4½"	30"

Semi-Custom	APC	BO	CC	ES	FCE	FDBS	FH	FI	FIMD	FO	ID	IF	IME	MFE	MD	MH	MW	P	PCE	RD	RTK	TKA	VTK	WBR	WCM	WS	WTR
FOL/TOL	●	●		●	●			●	●		●		●	●	●	●	●		●	●				●		●	●
INS	●	●		●	●			●	●		●			●	●	●	●		●	●				●		●	●

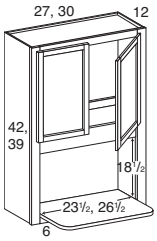

42" & 39" High Microwave Cabinets

MWO2742
MWO3042WCM
MWO2739
MWO3039WCM

2 Doors w/o center mullion,
1 - 17¼" Deep removable shelf

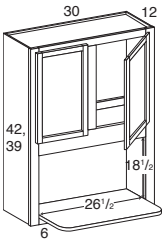

MWO3042
MWO3039

2 Doors,
1 - 17¼" Deep removable shelf

- **INSET:** 30"-36" wide will be standard WCM

WIDTH		HEIGHT		DEPTH	
Min.	Max.	Min.	Max.	Min.	Max.
24¼"	30"	36¼"	42"	4½"	30"

Semi-Custom	APC	BO	CC	ES	FCE	FDBS	FH	FI	FIMD	FO	ID	IF	IME	MFE	MD	MH	MW	P	PCE	RD	RTK	TKA	VTK	WBR	WCM	WS	WTR
FOL/TOL	●	●		●	●			●	●		●		●	●	●	●	●		●	●				●		●	●
INS	●	●		●	●			●	●		●			●	●	●	●		●	●				●		●	●

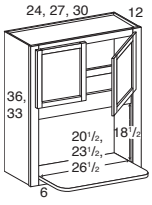

36" & 33" High Microwave Cabinet

MWO2436
MWO2736
MWO3036WCM
MWO2433
MWO2733
MWO3033WCM

2 Doors w/o center mullion,
1 - 17¼" Deep removable shelf

- MWO2433, MWO2733, MWO3033WCM and MWO3033 are not available with FIMD

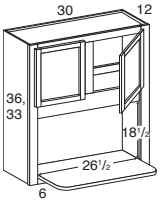

MWO3036
MWO3033

2 Doors,
1 - 17¼" Deep removable shelf

- **INSET:** 30"-36" wide will be standard WCM

WIDTH		HEIGHT		DEPTH	
Min.	Max.	Min.	Max.	Min.	Max.
21¼"	30"	30¼"	36"	4½"	30"

Semi-Custom	APC	BO	CC	ES	FCE	FDBS	FH	FI	FIMD	FO	ID	IF	IME	MFE	MD	MH	MW	P	PCE	RD	RTK	TKA	VTK	WBR	WCM	WS	WTR
FOL/TOL	●	●		●	●			●	●		●		●	●	●	●	●		●	●				●		●	●
INS	●	●		●	●			●	●		●			●	●	●	●		●	●				●		●	●

UNIVERSAL MICROWAVE CABINETS

Universal Microwave Cabinets are designed for use with trim kits; therefore, the interior is unfinished.

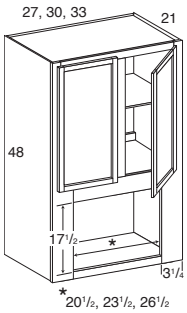

48″ High Universal Microwave Cabinet

UMC2448
UMC2748
UMC3048WCM
UMC3348WCM

2 Doors w/o center mullion, 1 Adj. shelf

- **INSET:** Not available in 33″ width; 24″ wide is available in Inset only

UMC3048
UMC3348

2 Doors, 1 Adj. shelf

- **INSET:** 30″-36″ wide will be standard WCM

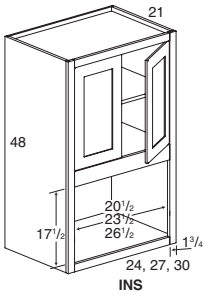

24″ Microwave Cut-Out Dimensions
INS
Max. 19¼″ H x 20½″ W
Min. 17½″ H x 20½″ W

27″ Microwave Cut-Out Dimensions
TOL & FOL
Max. 18 11/16″ H x 24½″ W
Min. 17½″ H x 20½″ W
INS
Max. 19¼″ H x 23½″ W
Min. 17½″ H x 23½″ W

30″ Microwave Cut-Out Dimensions
TOL & FOL
Max. 18 11/16″ H x 27½″ W
Min. 17½″ H x 23½″ W
INS
Max. 19¼″ H x 26½″ W
Min. 17½″ H x 26½″ W

33″ Microwave Cut-Out Dimensions
TOL & FOL
Max. 18 11/16″ H x 30½″ W
Min. 17½″ H x 26½″ W

WIDTH		HEIGHT		DEPTH	
Min.	Max.	Min.	Max.	Min.	Max.
21¼″	33″	42¼″	48″	21″	30″

Semi-Custom	APC	BO	CC	ES	FCE	FDBS	FH	FI	FIMD	FO	ID	IF	IME	MFE	MD	MH	MW	P	PCE	RD	RTK	TKA	VTK	WBR	WCM	WS	WTR
FOL/TOL	●	●		●	●			●	●		●		●	●	●	●	●		●	●				●		●	●
INS	●	●		●	●			●	●		●			●	●	●	●		●	●				●		●	●

42″ & 39″ High Universal Microwave Cabinets

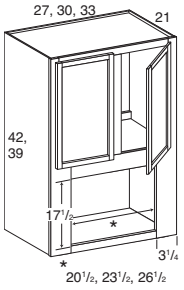

UMC2442
UMC2742
UMC3042WCM
UMC3342WCM
UMC2439
UMC2739
UMC3039WCM
UMC3339WCM

2 Doors w/o center mullion

- **INSET:** Not available in 33″ width; 24″ wide is available in Inset only

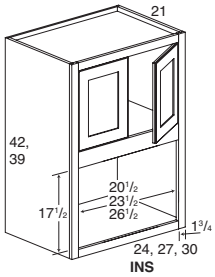

UMC3042
UMC3342
UMC3039
UMC3339

2 Doors

- **INSET:** 30″-36″ wide will be standard WCM

24″ Microwave Cut-Out Dimensions
INS
Max. 19¼″ H x 20½″ W
Min. 17½″ H x 20½″ W

27″ Microwave Cut-Out Dimensions
TOL & FOL
Max. 18 11/16″ H x 24½″ W
Min. 17½″ H x 20½″ W
INS
Max. 19¼″ H x 23½″ W
Min. 17½″ H x 23½″ W

30″ Microwave Cut-Out Dimensions
TOL & FOL
Max. 18 11/16″ H x 27½″ W
Min. 17½″ H x 23½″ W
INS
Max. 19¼″ H x 26½″ W
Min. 17½″ H x 26½″ W

33″ Microwave Cut-Out Dimensions
TOL & FOL
Max. 18 11/16″ H x 30½″ W
Min. 17½″ H x 26½″ W

WIDTH		HEIGHT		DEPTH	
Min.	Max.	Min.	Max.	Min.	Max.
21¼″	33″	36¼″	42″	21″	30″

Semi-Custom	APC	BO	CC	ES	FCE	FDBS	FH	FI	FIMD	FO	ID	IF	IME	MFE	MD	MH	MW	P	PCE	RD	RTK	TKA	VTK	WBR	WCM	WS	WTR
FOL/TOL	●	●		●	●			●	●		●		●	●	●	●	●		●	●				●		●	●
INS	●	●		●	●			●	●		●			●	●	●	●		●	●				●		●	●

UNIVERSAL MICROWAVE CABINETS (continued)

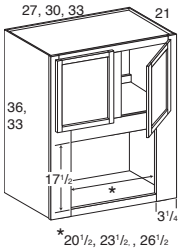

36″ & 33″ High Universal Microwave Cabinet

UMC2436
UMC2736
UMC3036WCM
UMC3336WCM
UMC2433
UMC2733
UMC3033WCM
UMC3333WCM

2 Doors w/o center mullion

- 33″ High is not available with FIMD
- **INSET:** Not available in 33″ width; 24″ wide is available in Inset only

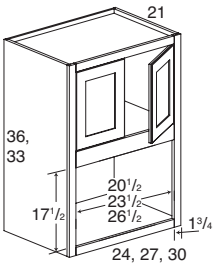

UMC3036
UMC3336
UMC3033
UMC3333

2 Doors

- **INSET:** 30″-36″ wide will be standard WCM

24″ Microwave Cut-Out Dimensions
INS
Max. 19¼″ H x 20½″ W
Min. 17½″ H x 20½″ W

27″ Microwave Cut-Out Dimensions
TOL & FOL
Max. 18 11/16″ H x 24½″ W
Min. 17½″ H x 20½″ W
INS
Max. 19¼″ H x 23½″ W
Min. 17½″ H x 23½″ W

30″ Microwave Cut-Out Dimensions
TOL & FOL
Max. 18 11/16″ H x 27½″ W
Min. 17½″ H x 23½″ W
INS
Max. 19¼″ H x 26½″ W
Min. 17½″ H x 26½″ W

33″ Microwave Cut-Out Dimensions
TOL & FOL
Max. 18 11/16″ H x 30½″ W
Min. 17½″ H x 26½″ W

	WIDTH		HEIGHT		DEPTH	
	Min.	Max.	Min.	Max.	Min.	Max.
	21¼″	33″	30¼″	36″	21″	30″

Semi-Custom	APC	BO	CC	ES	FCE	FDBS	FH	FI	FIMD	FO	ID	IF	IME	MFE	MD	MH	MW	P	PCE	RD	RTK	TKA	VTK	WBR	WCM	WS	WTR
FOL/TOL	●	●		●	●			●	●		●		●	●	●	●	●		●	●				●		●	●
INS	●	●		●	●			●	●		●			●	●	●	●		●	●				●		●	●

33″ & 30″ HIGH MICROWAVE CABINET WITH OPEN DISPLAY

Microwave Cabinets with Open Display are designed for use with trim kits. Please refer to Semi-Custom Program for a list of all available valance options.

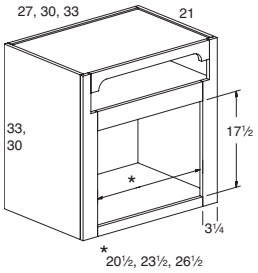

33″ & 30″ High Microwave Cabinet with Open Display

MWOD2433
MWOD2733
MWOD3033
MWOD3333
MWOD2430
MWOD2730
MWOD3030
MWOD3330

- **INSET:** Not available in 33″ width; 24″ wide is available in Inset only

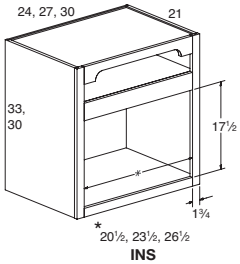

24″ Microwave Cut-Out Dimensions
INS
Max. 19¼″ H x 20½″ W
Min. 17½″ H x 20½″ W

27″ Microwave Cut-Out Dimensions
TOL & FOL
Max. 18 11/16″ H x 24½″ W
Min. 17½″ H x 20½″ W
INS
Max. 19¼″ H x 23½″ W
Min. 17½″ H x 23½″ W

30″ Microwave Cut-Out Dimensions
TOL & FOL
Max. 18 11/16″ H x 27½″ W
Min. 17½″ H x 23½″ W
INS
Max. 19¼″ H x 26½″ W
Min. 17½″ H x 26½″ W

33″ Microwave Cut-Out Dimensions
TOL & FOL
Max. 18 11/16″ H x 30½″ W
Min. 17½″ H x 26½″ W

	WIDTH		HEIGHT		DEPTH	
	Min.	Max.	Min.	Max.	Min.	Max.
	21¼″	33″			21″	30″

Semi-Custom	APC	BO	CC	ES	FCE	FDBS	FH	FI	FIMD	FO	ID	IF	IME	MFE	MD	MH	MW	P	PCE	RD	RTK	TKA	VTK	WBR	WCM	WS	WTR
FOL/TOL	▲	▲		●	●			▲			●			▲	●		●		▲	●		●		●		●	
INS	▲	▲		●	●			▲			●			▲	●		●		▲	●		●		●		●	

MICROWAVE CABINETS WITH DRAWER

Microwave Cabinets with Drawer are designed for use with trim kits; therefore, the interior is unfinished.

60", 57", 54" & 51" High Microwave Cabinets with Drawer

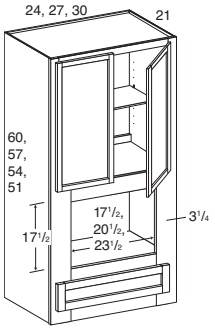

MCD2460
MCD2760
MCD3060WCM
MCD2457
MCD2757
MCD3057WCM
MCD2454
MCD2754
MCD3054WCM
MCD2451
MCD2751
MCD3051WCM

1 Drawer,
2 Doors w/o center mullion,
1 Adj. shelf

- Cabinet does not have a floor under the drawer

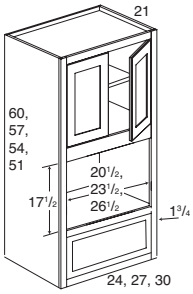

INS

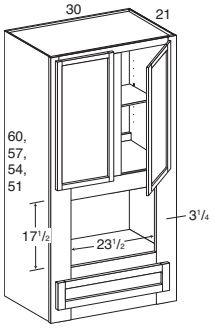

MCD3060
MCD3057
MCD3054
MCD3051

1 Drawer,
2 Doors,
1 Adj. shelf

- Cabinet does not have a floor under the drawer
- **INSET:** 30"-36" wide will be standard WCM

24" Wide Microwave Cut-Out Dimensions
TOL & FOL
Max. 18 11/16" H x 21½" W
Min. 17½" H x 17½" W

24" Wide Microwave Cut-Out Dimensions
INS
Max. 19¼" H x 20½" W
Min. 17½" H x 20½" W

27" Wide Microwave Cut-Out Dimensions
TOL & FOL
Max. 18 11/16" H x 24½" W
Min. 17½" H x 20½" W

27" Wide Microwave Cut-Out Dimensions
INS
Max. 19¼" H x 23½" W
Min. 17½" H x 23½" W

30" Wide Microwave Cut-Out Dimensions
TOL & FOL
Max. 18 11/16" H x 27½" W
Min. 17½" H x 23½" W

30" Wide Microwave Cut-Out Dimensions
INS
Max. 19¼" H x 26½" W
Min. 17½" H x 26½" W

WIDTH		HEIGHT		DEPTH	
Min.	Max.	Min.	Max.	Min.	Max.
21¼"	30"	48¼"	60"	12"	30"

Semi-Custom	APC	BO	CC	ES	FCE	FDBS	FH	FI	FIMD	FO	ID	IF	IME	MFE	MD	MH	MW	P	PCE	RD	RTK	TKA	VTK	WBR	WCM	WS	WTR
FOL/TOL	▲	●		●	●			●	●		●		●	●	●	●	●		▲	●				●		●	●
INS	▲	●		●	●			●	●		●			●	●	●	●		▲	●				●		●	●

MICROWAVE CABINETS WITH DRAWER (continued)

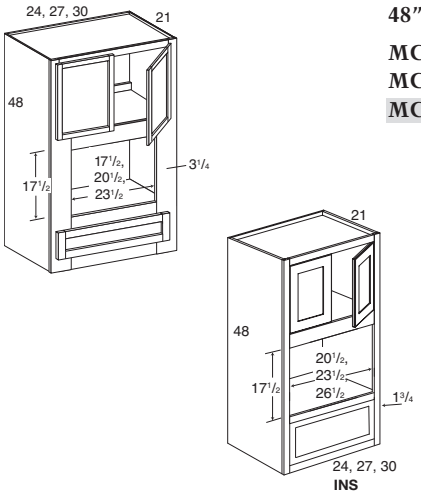

48″ High Microwave Cabinet with Drawer

MCD2448
MCD2748
MCD3048WCM

1 Drawer,
2 Doors w/o center mullion,

- Cabinet does not have a floor under the drawer

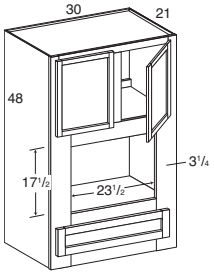

MCD3048

1 Drawer,
2 Doors

- Cabinet does not have a floor under the drawer
- **INSET:** 30″-36″ wide will be standard WCM

24″ Wide Microwave Cut-Out Dimensions
TOL & FOL
Max. 18 11/16″ H x 21½″ W
Min. 17½″ H x 17½″ W

24″ Wide Microwave Cut-Out Dimensions
INS
Max. 19¼″ H x 20½″ W
Min. 17½″ H x 20½″ W

27″ Wide Microwave Cut-Out Dimensions
TOL & FOL
Max. 18 11/16″ H x 24½″ W
Min. 17½″ H x 20½″ W

27″ Wide Microwave Cut-Out Dimensions
INS
Max. 19¼″ H x 23½″ W
Min. 17½″ H x 23½″ W

30″ Microwave Cut-Out Dimensions
TOL & FOL
Max. 18 11/16″ H x 27½″ W
Min. 17½″ H x 23½″ W

30″ Microwave Cut-Out Dimensions
INS
Max. 19¼″ H x 26½″ W
Min. 17½″ H x 26½″ W

WIDTH		HEIGHT		DEPTH	
Min.	Max.	Min.	Max.	Min.	Max.
21¼″	30″	42¼″	48″	12″	30″

Semi-Custom	APC	BO	CC	ES	FCE	FDBS	FH	FI	FIMD	FO	ID	IF	IME	MFE	MD	MH	MW	P	PCE	RD	RTK	TKA	VTK	WBR	WCM	WS	WTR
FOL/TOL	▲	●		●	●			●	●		●		●	●	●	●	●		▲	●				●		●	●
INS	▲	●		●	●			●	●		●			●	●	●	●		▲	●				●		●	●

DIAGONAL CORNER MICROWAVE CABINETS WITH DRAWER

Diagonal Corner Microwave Cabinets with Drawer are not designed for use with standard trim kits; therefore, the interior is unfinished.

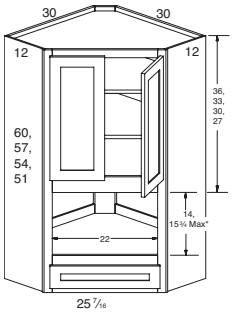

60″, 57″, 54″ & 51″ High Diagonal Corner Microwave Cabinets with Drawer

DCMWD3060
DCMWD3057
DCMWD3054
DCMWD3051

1 Drawer,
2 Doors w/o center mullion,
2 Adj. shelves

- Cabinet does not have a floor under the drawer
- Bottom rail cannot be trimmed due to floor
- **INSET:** Not available

Microwave Cut-Out Dimensions
Max.15¾″ H x 22″ W x 17⅝″ D
Min.14″ H x 22″ W x 17⅝″ D

WIDTH		HEIGHT		DEPTH	
Min.	Max.	Min.	Max.	Min.	Max.
		48¼″	60″		

Semi-Custom	APC	BO	CC	ES	FCE	FDBS	FH	FI	FIMD	FO	ID	IF	IME	MFE	MD	MH	MW	P	PCE	RD	RTK	TKA	VTK	WBR	WCM	WS	WTR
FOL/TOL	▲	●			●			●	●				●	●		●			▲					●	▲		●

DIAGONAL CORNER MICROWAVE CABINETS WITH DRAWER (continued)

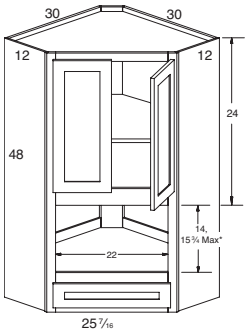

48″ High Diagonal Corner Microwave Cabinet with Drawer

DCMWD3048

1 Drawer,
2 Doors w/o center mullion,
1 Adj. shelf

- Cabinet does not have a floor under the drawer
- Bottom rail cannot be trimmed due to floor
- **INSET:** Not available

Microwave Cut-Out Dimensions
Max.15¾″ H x 22″ W x 17⅝″ D
Min.14″ H x 22″ W x 17⅝″ D

WIDTH		HEIGHT		DEPTH	
Min.	Max.	Min.	Max.	Min.	Max.
		42¼″	48″		

Semi-Custom	APC	BO	CC	ES	FCE	FDBS	FH	FI	FIMD	FO	ID	IF	IME	MFE	MD	MH	MW	P	PCE	RD	RTK	TKA	VTK	WBR	WCM	WS	WTR
FOL/TOL	▲	●			●			●	●				●	●		●			▲					●	▲		●

RETURN ANGLE WALL CABINETS

Cabinet ends do not have matching wood laminate in the Premier Series. Cabinet ends are unfinished plywood for the APC and PCE options.

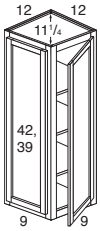

42″ & 39″ High Return Angle Wall Cabinets

RAW1242
RAW1239

2 Doors,
3 Adj. shelves

- Not available in TOL arch and all cathedral door styles
- Inside angle is 140˚
- Outside angle is 220˚
- **INSET:** Not available

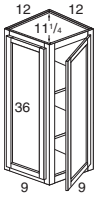

36″ High Return Angle Wall Cabinet

RAW1236

2 Doors,
2 Adj. shelves

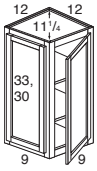

33″ & 30″ High Return Angle Wall Cabinet

RAW1233
RAW1230

2 Doors,
2 Adj. shelves

WIDTH		HEIGHT		DEPTH	
Min.	Max.	Min.	Max.	Min.	Max.
		12″	42″		

Semi-Custom	APC	BO	CC	ES	FCE	FDBS	FH	FI	FIMD	FO	ID	IF	IME	MFE	MD	MH	MW	P	PCE	RD	RTK	TKA	VTK	WBR	WCM	WS	WTR
FOL/TOL	●	●					▲	●		●						●			●			●		●			●

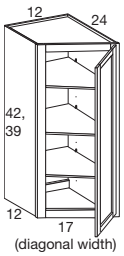

42″ & 39″ High Angle Wall Cabinets

AWC1242L L/R
AWC1242R L/R
AWC1239L L/R
AWC1239R L/R

1 Door,
3 Adj. shelves

- **Must specify L or R hinge**
- Outside angle is 225°
- Decorative Glass Door available sizes listed in Wall Accessories
- IME & MFE options available for 12″ side only
- Degrees shown on diagram are for use when cutting moulding
- **INSET:** Not available

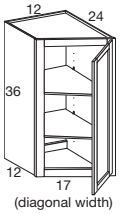

36″ High Angle Wall Cabinet

AWC1236L L/R
AWC1236R L/R

1 Door,
2 Adj. shelves

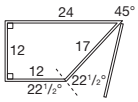

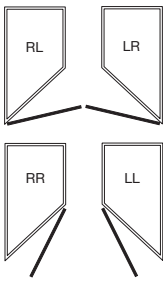

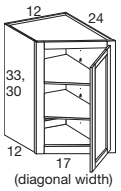

33″ & 30″ High Angle Wall Cabinet

AWC1233L L/R
AWC1233R L/R
AWC1230L L/R
AWC1230R L/R

1 Door,
2 Adj. shelves

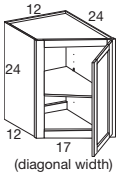

24″ High Angle Wall Cabinet

AWC1224L L/R
AWC1224R L/R

1 Door,
1 Adj. shelf

WIDTH		HEIGHT		DEPTH	
Min.	Max.	Min.	Max.	Min.	Max.
		12″	42″		

Semi-Custom	APC	BO	CC	ES	FCE	FDBS	FH	FI	FIMD	FO	ID	IF	IME	MFE	MD	MH	MW	P	PCE	RD	RTK	TKA	VTK	WBR	WCM	WS	WTR
FOL/TOL	●	●					▲	●	●	●			●	●		●			●			●		●			●

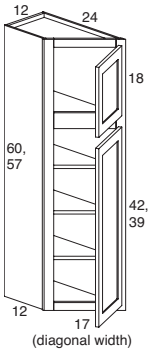

60″ & 57″ High Angle Wall Stack Cabinets

AWCSC1260L L/R
AWCSC1260R L/R
AWCSC1257L L/R
AWCSC1257R L/R

2 Doors,
3 Adj. shelves

- **Must specify L or R hinge**
- Outside angle is 225°
- IME & MFE options available for 12″ side only
- Degrees shown on diagram are for use when cutting moulding
- Upper section is 18″ high and lower section is 42″ high for overall 60″ height and 39″ high for overall 57″ height
- Bottom door is always square
- FOL reveal is ⅞″ between top and bottom doors
- TOL reveal is 2½″ between top and bottom doors
- **INSET:** Not available

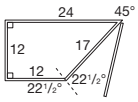

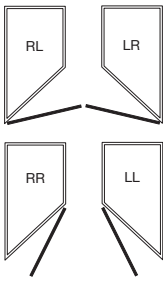

WIDTH		HEIGHT		DEPTH	
Min.	Max.	Min.	Max.	Min.	Max.
		54″	60″		

Semi-Custom	APC	BO	CC	ES	FCE	FDBS	FH	FI	FIMD	FO	ID	IF	IME	MFE	MD	MH	MW	P	PCE	RD	RTK	TKA	VTK	WBR	WCM	WS	WTR
FOL/TOL	●	●						●	●	●			●	●		●			●			●		●			●

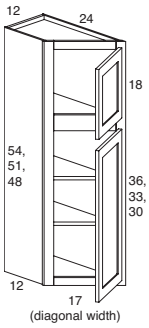

54", 51" & 48" High Angle Wall Stack Cabinets

AWCSC1254L L/R
AWCSC1254R L/R
AWCSC1251L L/R
AWCSC1251R L/R
AWCSC1248L L/R
AWCSC1248R L/R

2 Doors,
2 Adj. shelves

- **Must specify L or R hinge**
- Outside angle is 225°
- IME & MFE options available for 12" side only
- Degrees shown on diagram are for use when cutting moulding
- Upper section is 18" high and lower section is 36" high for overall 54" height, 33" high for overall 51" height and 30" for overall 48" height
- Bottom door is always square
- FOL reveal is ⅞" between top and bottom doors
- TOL reveal is 2½" between top and bottom doors
- **INSET:** Not available

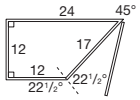

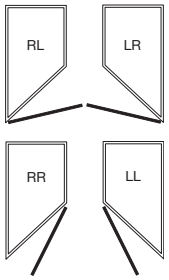

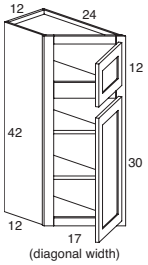

42" High Angle Wall Stack Cabinets

AWCSC1242L L/R
AWCSC1242R L/R

2 Doors,
2 Adj. shelves

- **Must specify L or R hinge**
- Outside angle is 225°
- IME & MFE options available for 12" side only
- Degrees shown on diagram are for use when cutting moulding
- Upper section is 12" high and lower section is 30" high for overall 42" height
- Bottom door is always square
- FOL reveal is ⅞" between top and bottom doors
- TOL reveal is 2½" between top and bottom doors
- Top door is not available with mullion doors
- **INSET:** Not available

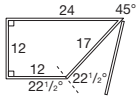

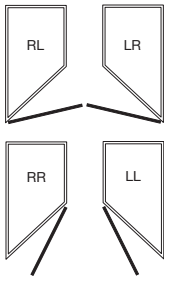

	WIDTH		HEIGHT		DEPTH	
	Min.	Max.	Min.	Max.	Min.	Max.
			42"	54"		

Semi-Custom	APC	BO	CC	ES	FCE	FDBS	FH	FI	FIMD	FO	ID	IF	IME	MFE	MD	MH	MW	P	PCE	RD	RTK	TKA	VTK	WBR	WCM	WS	WTR
FOL/TOL	●	●						●	●	●			●	●		●			●			●		●			●

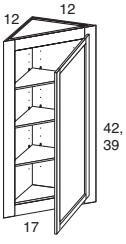

42" & 39" High Angle Wall Corner Cabinet

AW42 L/R
AW39 L/R

1 Door,
3 Adj. shelves

- **Must specify L or R hinge**
- Ends are unfinished

	WIDTH		HEIGHT		DEPTH	
	Min.	Max.	Min.	Max.	Min.	Max.
			36¼"	42"		

Semi-Custom	APC	BO	CC	ES	FCE	FDBS	FH	FI	FIMD	FO	ID	IF	IME	MFE	MD	MH	MW	P	PCE	RD	RTK	TKA	VTK	WBR	WCM	WS	WTR
FOL/TOL	●	●					▲	●	●	●						●			●			●		●			●
INS	●	●					▲	●	●	●						●			●			●		●			●

ANGLE WALL CABINETS (continued)

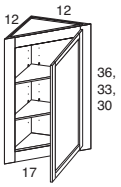

36", 33" & 30" High Angle Wall Corner Cabinets

AW36 L/R
AW33 L/R
AW30 L/R

1 Door,
2 Adj. shelves

- **Must specify L or R hinge**
- Ends are unfinished

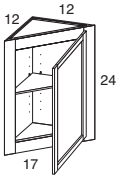

24" High Angle Wall Corner Cabinet

AW24 L/R

1 Door,
1 Adj. shelf

- **Must specify L or R hinge**
- Ends are unfinished

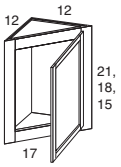

21", 18" & 15" High Angle Wall Corner Cabinets

AW21 L/R
AW18 L/R
AW15 L/R

1 Door

- **Must specify L or R hinge**
- Ends are unfinished

WIDTH		HEIGHT		DEPTH	
Min.	Max.	Min.	Max.	Min.	Max.
		12¼"	36"		

Semi-Custom	APC	BO	CC	ES	FCE	FDBS	FH	FI	FIMD	FO	ID	IF	IME	MFE	MD	MH	MW	P	PCE	RD	RTK	TKA	VTK	WBR	WCM	WS	WTR
FOL/TOL	●	●					▲	●	●	●						●			●			●		●			●
INS	●	●					▲	●	●	●						●			●			●		●			●

WALL Z-DOOR CABINETS

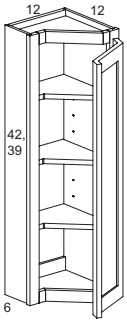

Left Shown

42" & 39" High Wall Z-Door Cabinets

WZC1242L L/R
WZC1242R L/R
WZC1239L L/R
WZC1239R L/R

1 Door,
3 Adj. shelves

- **Must specify L or R hinge**
- Antigua, Barcelona, Chelsea, Milan, Wellington, Thermofoil, MDF, Arch, Cathedral and Miter door styles are not available
- **INSET:** Not available

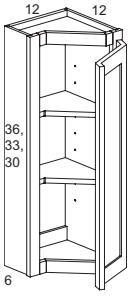

Left Shown

36", 33" & 30" High Wall Z-Door Cabinets

WZC1236L L/R
WZC1236R L/R
WZC1233L L/R
WZC1233R L/R
WZC1230L L/R
WZC1230R L/R

1 Door,
2 Adj. shelves

- **Must specify L or R hinge**
- Antigua, Barcelona, Chelsea, Milan, Wellington, Thermofoil, MDF, Arch, Cathedral and Miter door styles are not available
- **INSET:** Not available

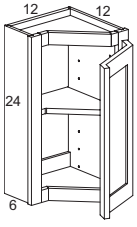

Left Shown

24" High Wall Z-Door Cabinets

WZC1224L L/R
WZC1224R L/R

1 Door,
1 Adj. shelf

- **Must specify L or R hinge**
- Antigua, Barcelona, Chelsea, Milan, Wellington, Thermofoil, MDF, Arch, Cathedral and Miter door styles are not available
- **INSET:** Not available

WIDTH		HEIGHT		DEPTH	
Min.	Max.	Min.	Max.	Min.	Max.

Semi-Custom	APC	BO	CC	ES	FCE	FDBS	FH	FI	FIMD	FO	ID	IF	IME	MFE	MD	MH	MW	P	PCE	RD	RTK	TKA	VTK	WBR	WCM	WS	WTR
FOL/TOL	▲	●					▲	●											▲								

CORNER WALL 135 DEGREE OUTSIDE ANGLE CABINETS

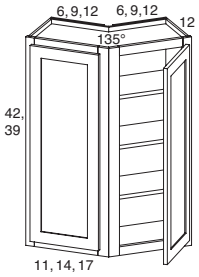

42" & 39" High Corner Wall 135 Degree Outside Angle Cabinets

CW642OA
CW942OA
CW1242OA

CW639OA
CW939OA
CW1239OA

2 Doors,
3 Adj. shelves

• Doors are hinged at outside of face frame

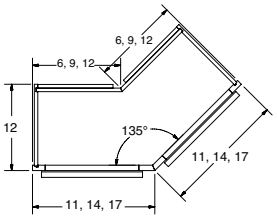

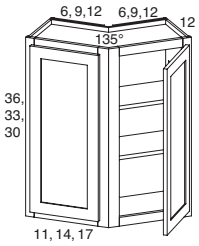

36", 33" & 30" High Corner Wall 135 Degree Outside Angle Cabinets

CW636OA
CW936OA
CW1236OA

CW633OA
CW933OA
CW1233OA

CW630OA
CW930OA
CW1230OA

2 Doors,
2 Adj. shelves

• Doors are hinged at outside of face frame

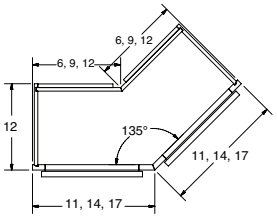

	WIDTH		HEIGHT		DEPTH	
	Min.	Max.	Min.	Max.	Min.	Max.

Semi-Custom	APC	BO	CC	ES	FCE	FDBS	FH	FI	FIMD	FO	ID	IF	IME	MFE	MD	MH	MW	P	PCE	RD	RTK	TKA	VTK	WBR	WCM	WS	WTR
FOL/TOL	▲	●			●		▲	●	●					●					▲								
INS	▲	●			●		▲	●	●					●					▲								

CORNER WALL 135 DEGREE INSIDE ANGLE CABINETS

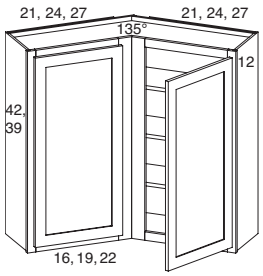

42" & 39" High Corner Wall 135 Degree Inside Angle Cabinets

CW2142IA
CW2442IA
CW2742IA

CW2139IA
CW2439IA
CW2739IA

2 Doors,
3 Adj. shelves

• Doors are hinged at outside of face frame

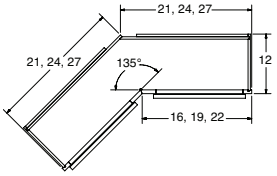

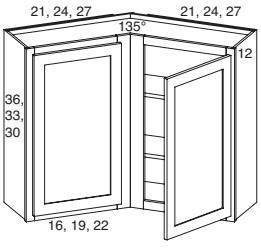

36", 33" & 30" High Corner Wall 135 Degree Inside Angle Cabinets

CW2136IA
CW2436IA
CW2736IA

CW2133IA
CW2433IA
CW2733IA

CW2130IA
CW2430IA
CW2730IA

2 Doors,
2 Adj. shelves

• Doors are hinged at outside of face frame

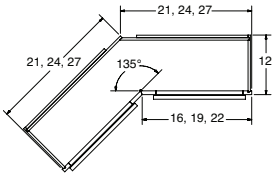

	WIDTH		HEIGHT		DEPTH	
	Min.	Max.	Min.	Max.	Min.	Max.

Semi-Custom	APC	BO	CC	ES	FCE	FDBS	FH	FI	FIMD	FO	ID	IF	IME	MFE	MD	MH	MW	P	PCE	RD	RTK	TKA	VTK	WBR	WCM	WS	WTR
FOL/TOL	▲	●			●		▲	●	●					●					▲								
INS	▲	●			●		▲	●	●					●					▲								

OUTSIDE CURVED WALL CABINETS

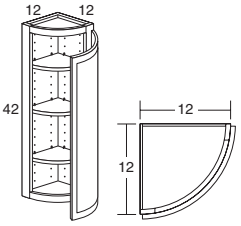

42″ High Outside Curved Wall Cabinet

OCW1242 L/R — **1 Door, 3 Adj. shelves**

- **Must specify L or R hinge**
- ½″ Unfinished plywood sides
- **Available in Madison Square/Cathedral/ Arch Cherry/Maple, Rose Hall Square/ Cathedral/Arch Cherry/Maple & Seville Square Cherry only**
- **INSET:** Not available

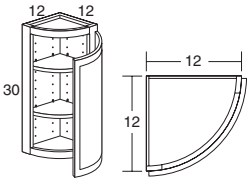

30″ High Outside Curved Wall Cabinet

OCW1230 L/R — **1 Door, 2 Adj. shelves**

- **Must specify L or R hinge**
- ½″ Unfinished plywood sides
- **Available in Madison Square/Cathedral/ Arch Cherry/Maple, Rose Hall Square/ Cathedral/Arch Cherry/Maple & Seville Square Cherry only**
- **INSET:** Not available

	WIDTH		HEIGHT		DEPTH	
	Min.	Max.	Min.	Max.	Min.	Max.

Semi-Custom	APC	BO	CC	ES	FCE	FDBS	FH	FI	FIMD	FO	ID	IF	IME	MFE	MD	MH	MW	P	PCE	RD	RTK	TKA	VTK	WBR	WCM	WS	WTR
FOL/TOL	▲	●					▲	●											▲								

WALL MESSAGE CENTER CABINETS

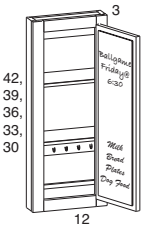

WMC1242 L/R
WMC1239 L/R
WMC1236 L/R
WMC1233 L/R
WMC1230 L/R

1 Door, 2 Fixed shelves

- **Must specify L or R hinge**
- Dry erase board
- Fixed shelves have acrylic lips
- Stainless steel hooks
- **INSET:** Not available

	WIDTH		HEIGHT		DEPTH	
	Min.	Max.	Min.	Max.	Min.	Max.

Semi-Custom	APC	BO	CC	ES	FCE	FDBS	FH	FI	FIMD	FO	ID	IF	IME	MFE	MD	MH	MW	P	PCE	RD	RTK	TKA	VTK	WBR	WCM	WS	WTR
FOL/TOL	▲				▲		▲												▲					●			●

CHINA CABINETS WITH VALANCE OPTIONS

For MDF and Thermofoil door styles, China Cabinets are painted maple. ½″ Plywood sides, interior and exterior with a beaded plywood back. 1¼″ Rail at the top of the spindles with Light Rail Moulding (LRM) on the front of the shelf. Chrome shelf supports mount underneath. China Cabinets come standard as shown. Please refer to Semi-Custom Program for a list of all available valance options.

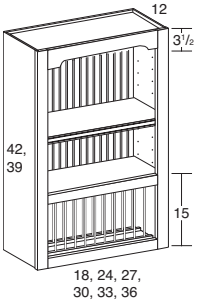

42″ & 39″ High China Cabinets

CC1842	**CC1839**
CC2442	**CC2439**
CC2742	**CC2739**
CC3042	**CC3039**
CC3342	**CC3339**
CC3642	**CC3639**

1 Adj. shelf

- 18″ Wide holds 7 plates
- 24″ Wide holds 10 plates
- 27″ Wide holds 11 plates
- 30″ Wide holds 13 plates
- 33″ Wide holds 14 plates
- 36″ Wide holds 15 plates
- Plate space is 1⅝″ wide and 11⅝″ high

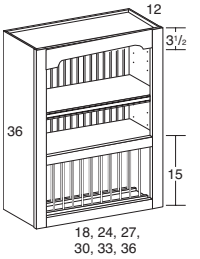

36″ High China Cabinets

CC1836
CC2436
CC2736
CC3036
CC3336
CC3636

1 Adj. shelf

- 18″ Wide holds 7 plates
- 24″ Wide holds 10 plates
- 27″ Wide holds 11 plates
- 30″ Wide holds 13 plates
- 33″ Wide holds 14 plates
- 36″ Wide holds 15 plates
- Plate space is 1⅝″ wide and 11⅝″ high

	WIDTH		HEIGHT		DEPTH	
	Min.	Max.	Min.	Max.	Min.	Max.
	15″	36″	33¼″	42″	6″	30″

Semi-Custom	APC	BO	CC	ES	FCE	FDBS	FH	FI	FIMD	FO	ID	IF	IME	MFE	MD	MH	MW	P	PCE	RD	RTK	TKA	VTK	WBR	WCM	WS	WTR
FOL/TOL	▲	▲	●	●	●			▲			●			▲	●	●	●		▲	●						●	
INS	▲	▲	●	●	●			▲			●			▲	●	●	●		▲	●						●	

CHINA CABINETS WITH VALANCE OPTIONS (continued)

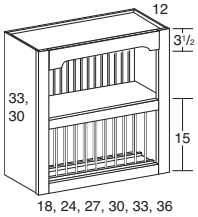

33″ & 30″ High China Cabinets

CC1833	**CC1830**
CC2433	**CC2430**
CC2733	**CC2730**
CC3033	**CC3030**
CC3333	**CC3330**
CC3633	**CC3630**

- 18″ Wide holds 7 plates
- 24″ Wide holds 10 plates
- 27″ Wide holds 11 plates
- 30″ Wide holds 13 plates
- 33″ Wide holds 14 plates
- 36″ Wide holds 15 plates
- Plate space is 1⅝″ wide and 11⅝″ high

WIDTH		HEIGHT		DEPTH	
Min.	Max.	Min.	Max.	Min.	Max.
15″	36″	30″	33″	6″	30″

Semi-Custom	APC	BO	CC	ES	FCE	FDBS	FH	FI	FIMD	FO	ID	IF	IME	MFE	MD	MH	MW	P	PCE	RD	RTK	TKA	VTK	WBR	WCM	WS	WTR
FOL/TOL	▲	▲	●	●	●			▲			●			▲	●	●	●		▲	●						●	
INS	▲	▲	●	●	●			▲			●			▲	●	●	●		▲	●						●	

OPEN DISPLAY WALL CABINETS WITH VALANCE OPTIONS

Open Display Wall Cabinets have finished plywood sides and interiors. For MDF and Thermofoil door styles, open display cabinets are painted maple. Open Display Wall Cabinets feature ¾″ finished plywood shelves and chrome shelf supports which mount underneath shelf. Open Display cabinets come standard as shown. Please refer to Semi-Custom Program for a list of all available valance options.

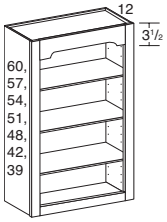

60″, 57″, 54″, 51″, 48″, 42″ & 39″ High Open Display Wall Cabinets

ODW1260	**ODW1248**	**3 Adj. shelves**
ODW1560	**ODW1548**	
ODW1860	**ODW1848**	
ODW2160	**ODW2148**	
ODW2460	**ODW2448**	
ODW2760	**ODW2748**	
ODW3060	**ODW3048**	
ODW3360	**ODW3348**	
ODW3660	**ODW3648**	
ODW1257	**ODW1242**	
ODW1557	**ODW1542**	
ODW1857	**ODW1842**	
ODW2157	**ODW2142**	
ODW2457	**ODW2442**	
ODW2757	**ODW2742**	
ODW3057	**ODW3042**	
ODW3357	**ODW3342**	
ODW3657	**ODW3642**	
ODW1254	**ODW1239**	
ODW1554	**ODW1539**	
ODW1854	**ODW1839**	
ODW2154	**ODW2139**	
ODW2454	**ODW2439**	
ODW2754	**ODW2739**	
ODW3054	**ODW3039**	
ODW3354	**ODW3339**	
ODW3654	**ODW3639**	
ODW1251		
ODW1551		
ODW1851		
ODW2151		
ODW2451		
ODW2751		
ODW3051		
ODW3351		
ODW3651		

WIDTH		HEIGHT		DEPTH	
Min.	Max.	Min.	Max.	Min.	Max.
12″	36″	36¼″	60″	4½″	30″

Semi-Custom	APC	BO	CC	ES	FCE	FDBS	FH	FI	FIMD	FO	ID	IF	IME	MFE	MD	MH	MW	P	PCE	RD	RTK	TKA	VTK	WBR	WCM	WS	WTR
FOL/TOL	▲	▲	●	●	●			▲			●			▲	●	●	●		▲	●						●	
INS	▲	▲	●	●	●			▲			●			▲	●	●	●		▲	●						●	

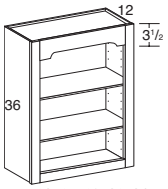

12, 15, 18, 21, 24, 27, 30, 33, 36

36″ High Open Display Wall Cabinet

ODW1236	**2 Adj. shelves**
ODW1536	
ODW1836	
ODW2136	
ODW2436	
ODW2736	
ODW3036	
ODW3336	
ODW3636	

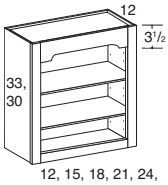

12, 15, 18, 21, 24, 27, 30, 33, 36

33″ & 30″ High Open Display Wall Cabinet

ODW1233	**ODW1230**	**2 Adj. shelves**
ODW1533	**ODW1530**	
ODW1833	**ODW1830**	
ODW2133	**ODW2130**	
ODW2433	**ODW2430**	
ODW2733	**ODW2730**	
ODW3033	**ODW3030**	
ODW3333	**ODW3330**	
ODW3633	**ODW3630**	

	WIDTH		HEIGHT		DEPTH	
	Min.	Max.	Min.	Max.	Min.	Max.
	12″	36″	24¼″	36″	4½″	30″

Semi-Custom	APC	BO	CC	ES	FCE	FDBS	FH	FI	FIMD	FO	ID	IF	IME	MFE	MD	MH	MW	P	PCE	RD	RTK	TKA	VTK	WBR	WCM	WS	WTR
FOL/TOL	▲	▲	●	●	●			▲			●			▲	●	●	●		▲	●						●	
INS	▲	▲	●	●	●			▲			●			▲	●	●	●		▲	●						●	

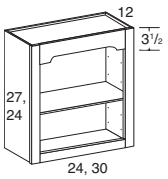

24, 30

27″ & 24″ High Open Display Wall Cabinets

ODW2427	**ODW2424**	**1 Adj. shelf**
ODW3027	**ODW3024**	

	WIDTH		HEIGHT		DEPTH	
	Min.	Max.	Min.	Max.	Min.	Max.
	15″	33″	21¼″	27″	4½″	30″

Semi-Custom	APC	BO	CC	ES	FCE	FDBS	FH	FI	FIMD	FO	ID	IF	IME	MFE	MD	MH	MW	P	PCE	RD	RTK	TKA	VTK	WBR	WCM	WS	WTR
FOL/TOL	▲	▲	●	●	●			▲			●			▲	●	●	●		▲	●						●	
INS	▲	▲	●	●	●			▲			●			▲	●	●	●		▲	●						●	

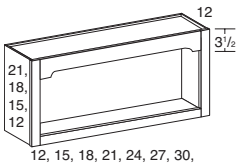

12, 15, 18, 21, 24, 27, 30, 33, 36, 39, 42, 45, 48

21″, 18″, 15″ & 12″ High Open Display Wall Cabinets

ODW1221	**ODW1218**	**ODW1215**	**ODW1212**
ODW1521	**ODW1518**	**ODW1515**	**ODW1512**
ODW1821	**ODW1818**	**ODW1815**	**ODW1812**
ODW2121	**ODW2118**	**ODW2115**	**ODW2112**
ODW2421	**ODW2418**	**ODW2415**	**ODW2412**
ODW2721	**ODW2718**	**ODW2715**	**ODW2712**
ODW3021	**ODW3018**	**ODW3015**	**ODW3012**
ODW3321	**ODW3318**	**ODW3315**	**ODW3312**
ODW3621	**ODW3618**	**ODW3615**	**ODW3612**
ODW3921	**ODW3918**	**ODW3915**	**ODW3912**
ODW4221	**ODW4218**	**ODW4215**	**ODW4212**
ODW4521	**ODW4518**	**ODW4515**	**ODW4512**
ODW4821	**ODW4818**	**ODW4815**	**ODW4812**

	WIDTH		HEIGHT		DEPTH	
	Min.	Max.	Min.	Max.	Min.	Max.
	12″	48″	12″	21″	4½″	30″

Semi-Custom	APC	BO	CC	ES	FCE	FDBS	FH	FI	FIMD	FO	ID	IF	IME	MFE	MD	MH	MW	P	PCE	RD	RTK	TKA	VTK	WBR	WCM	WS	WTR
FOL/TOL	▲	▲	●	●	●			▲			●			▲	●	●	●		▲	●						●	
INS	▲	▲	●	●	●			▲			●			▲	●	●	●		▲	●						●	

OPEN DISPLAY CORNER WALL CABINETS WITH VALANCE OPTIONS

Open Display Corner Wall Cabinets have finished plywood sides and interiors. Shelves are ¾" finished plywood. Fret design is like arch fret. Cabinets have chrome shelf supports which mount underneath shelf. For MDF and Thermofoil door styles, open display cabinets are painted maple. Open Display Corner Wall Cabinets come standard as shown. Please refer to Semi-Custom Program for a list of all available valance options.

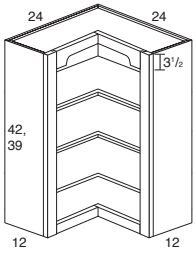

42" & 39" High Open Display Corner Wall Cabinets

ODCW2442 — **3 Adj. shelves**
ODCW2439

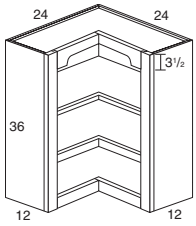

36" High Open Display Corner Wall Cabinet

ODCW2436 — **2 Adj. shelves**

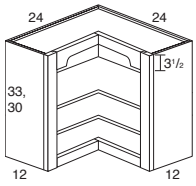

33" & 30" High Open Display Corner Wall Cabinet

ODCW2433 — **2 Adj. shelves**
ODCW2430

WIDTH		HEIGHT		DEPTH	
Min.	Max.	Min.	Max.	Min.	Max.
		12"	30"		

Semi-Custom	APC	BO	CC	ES	FCE	FDBS	FH	FI	FIMD	FO	ID	IF	IME	MFE	MD	MH	MW	P	PCE	RD	RTK	TKA	VTK	WBR	WCM	WS	WTR
FOL/TOL	▲	▲		●				▲						▲		●			▲							●	
INS	▲	▲		●				▲						▲		●			▲							●	

OPEN DISPLAY WALL END CABINETS WITH VALANCE OPTIONS

Open Display Wall End Cabinets have a face frame and a ¾" bead board back. Available in cherry, maple, oak and hickory. Not available in arch fret or arch valance. For MDF and Thermofoil door styles, these cabinets are painted maple. Open Display Cabinets come standard as shown. Please refer to Semi-Custom Program for a list of all available valance options.

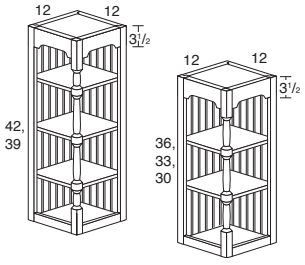

ODWEC1242 — **3 Fixed shelves**
ODWEC1239

ODWEC1236 — **2 Fixed shelves**
ODWEC1233
ODWEC1230

BOOKCASES WITH VALANCE OPTIONS

Cabinet construction is ½" wood veneered plywood end panels with finished exterior and interior. Back is 3/16" plywood. Top and bottom are ½" plywood with finished interior and laminated exterior. Cabinet includes matching ¾" shelves, is predrilled for shelves and has chrome shelf supports which mount underneath the shelf. For MDF and Thermofoil door styles, bookcases have ¾" painted plywood shelves. Bookcases come standard as shown. Please refer to Semi-Custom Program for a list of available valance options. Toe kicks shipped attached for all 84" - 96" high cabinets. To order with toe kick shipped unattached for 90", 93" and 96" high cabinets, please specify TKU with item code (For example, BKC1896 TKU). See Semi-Custom Program for additional details.

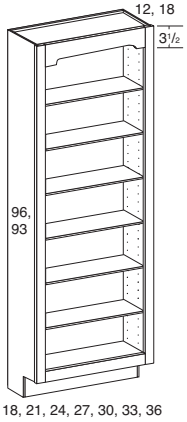

96" & 93" High Tall Bookcases

6 Adj. matching shelves • **Toe kick shipped attached**

BKC1896	BKC189618
BKC2196	BKC219618
BKC2496	BKC249618
BKC2796	BKC279618
BKC3096	BKC309618
BKC3396	BKC339618
BKC3696	BKC369618
BKC1893	BKC189318
BKC2193	BKC219318
BKC2493	BKC249318
BKC2793	BKC279318
BKC3093	BKC309318
BKC3393	BKC339318
BKC3693	BKC369318

WIDTH		HEIGHT		DEPTH	
Min.	Max.	Min.	Max.	Min.	Max.
15"	36"	90¼"	102"	6"	30"

Semi-Custom	APC	BO	CC	ES	FCE	FDBS	FH	FI	FIMD	FO	ID	IF	IME	MFE	MD	MH	MW	P	PCE	RD	RTK	TKA	VTK	WBR	WCM	WS	WTR
FOL/TOL	▲	▲	●	●	●			▲		●	●			▲	●				▲	●	●	▲	●	●		●	
INS	▲	▲	●	●	●			▲		●	●			▲	●				▲	●	●	▲	●	●		●	

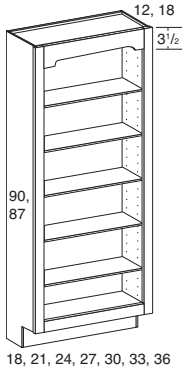

90" & 87" High Tall Bookcases

5 Adj. matching shelves • **Toe kick shipped attached**

BKC1890	BKC189018
BKC2190	BKC219018
BKC2490	BKC249018
BKC2790	BKC279018
BKC3090	BKC309018
BKC3390	BKC339018
BKC3690	BKC369018
BKC1887	BKC188718
BKC2187	BKC218718
BKC2487	BKC248718
BKC2787	BKC278718
BKC3087	BKC308718
BKC3387	BKC338718
BKC3687	BKC368718

WIDTH		HEIGHT		DEPTH	
Min.	Max.	Min.	Max.	Min.	Max.
15"	36"	84¼"	90"	6"	30"

Semi-Custom	APC	BO	CC	ES	FCE	FDBS	FH	FI	FIMD	FO	ID	IF	IME	MFE	MD	MH	MW	P	PCE	RD	RTK	TKA	VTK	WBR	WCM	WS	WTR
FOL/TOL	▲	▲	●	●	●			▲		●	●			▲	●	●	●		▲	●	●	▲	●	●		●	
INS	▲	▲	●	●	●			▲		●	●			▲	●	●	●		▲	●	●	▲	●	●		●	

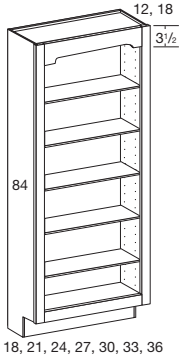

84" High Tall Bookcases

5 Adj. matching shelves • **Toe kick shipped attached**

BKC1884	BKC188418
BKC2184	BKC218418
BKC2484	BKC248418
BKC2784	BKC278418
BKC3084	BKC308418
BKC3384	BKC338418
BKC3684	BKC368418

WIDTH		HEIGHT		DEPTH	
Min.	Max.	Min.	Max.	Min.	Max.
15"	36"	72"	84"	6"	30"

Semi-Custom	APC	BO	CC	ES	FCE	FDBS	FH	FI	FIMD	FO	ID	IF	IME	MFE	MD	MH	MW	P	PCE	RD	RTK	TKA	VTK	WBR	WCM	WS	WTR
FOL/TOL	▲	▲	●	●	●			▲		●	●			▲	●	●	●		▲	●	●	▲	●	●		●	
INS	▲	▲	●	●	●			▲		●	●			▲	●	●	●		▲	●	●	▲	●	●		●	

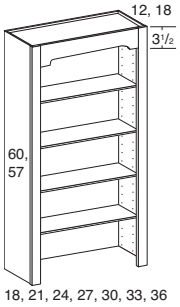

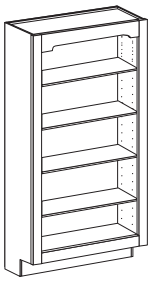

Toe Kick Added Option Available

60" & 57" High Wall Bookcases

BKC1860	**BKC186018**
BKC2160	**BKC216018**
BKC2460	**BKC246018**
BKC2760	**BKC276018**
BKC3060	**BKC306018**
BKC3360	**BKC336018**
BKC3660	**BKC366018**
BKC1857	**BKC185718**
BKC2157	**BKC215718**
BKC2457	**BKC245718**
BKC2757	**BKC275718**
BKC3057	**BKC305718**
BKC3357	**BKC335718**
BKC3657	**BKC365718**

4 Adj. matching shelves

- Shipping brace included across bottom; remove prior to installation.

WIDTH		HEIGHT		DEPTH	
Min.	Max.	Min.	Max.	Min.	Max.
15"	36"	54¼"	72"	4½"	30"

Semi-Custom	APC	BO	CC	ES	FCE	FDBS	FH	FI	FIMD	FO	ID	IF	IME	MFE	MD	MH	MW	P	PCE	RD	RTK	TKA	VTK	WBR	WCM	WS	WTR
FOL/TOL	▲	▲	●	●	●			▲		●	●			▲	●	●	●		▲	●		●				●	
INS	▲	▲	●	●	●			▲		●	●			▲	●	●	●		▲	●		●				●	

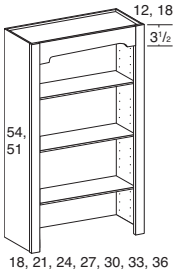

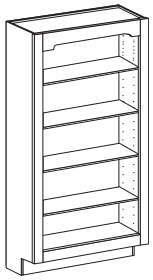

Toe Kick Added Option Available

54" & 51" High Wall Bookcases

BKC1854	**BKC185418**
BKC2154	**BKC215418**
BKC2454	**BKC245418**
BKC2754	**BKC275418**
BKC3054	**BKC305418**
BKC3354	**BKC335418**
BKC3654	**BKC365418**
BKC1851	**BKC185118**
BKC2151	**BKC215118**
BKC2451	**BKC245118**
BKC2751	**BKC275118**
BKC3051	**BKC305118**
BKC3351	**BKC335118**
BKC3651	**BKC365118**

3 Adj. matching shelves

- Shipping brace included across bottom; remove prior to installation.

WIDTH		HEIGHT		DEPTH	
Min.	Max.	Min.	Max.	Min.	Max.
15"	36"	48¼"	54"	4½"	30"

Semi-Custom	APC	BO	CC	ES	FCE	FDBS	FH	FI	FIMD	FO	ID	IF	IME	MFE	MD	MH	MW	P	PCE	RD	RTK	TKA	VTK	WBR	WCM	WS	WTR
FOL/TOL	▲	▲	●	●	●			▲		●	●			▲	●	●	●		▲	●		●				●	
INS	▲	▲	●	●	●			▲		●	●			▲	●	●	●		▲	●		●				●	

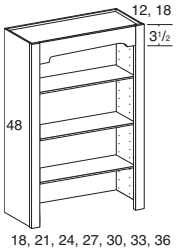

48" High Wall Bookcases

BKC1848	**BKC184818**
BKC2148	**BKC214818**
BKC2448	**BKC244818**
BKC2748	**BKC274818**
BKC3048	**BKC304818**
BKC3348	**BKC334818**
BKC3648	**BKC364818**

3 Adj. matching shelves

- Shipping brace included across bottom; remove prior to installation.

WIDTH		HEIGHT		DEPTH	
Min.	Max.	Min.	Max.	Min.	Max.
15"	36"	42¼"	48"	4½"	30"

Semi-Custom	APC	BO	CC	ES	FCE	FDBS	FH	FI	FIMD	FO	ID	IF	IME	MFE	MD	MH	MW	P	PCE	RD	RTK	TKA	VTK	WBR	WCM	WS	WTR
FOL/TOL	▲	▲	●	●	●			▲		●	●			▲	●	●	●		▲	●		●				●	
INS	▲	▲	●	●	●			▲		●	●			▲	●	●	●		▲	●		●				●	

WALL RACKS

Wall Racks have finished end panels and interior. The box construction mirrors a cabinet. Cabinets are not reversible. For MDF and Thermofoil door styles, wall racks are painted maple. Finish techniques are not included.

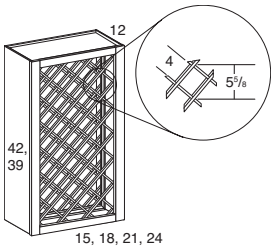

42″ & 39″ High Wall Rack

WR1542 **WR1539**
WR1842 **WR1839**
WR2142 **WR2139**
WR2442 **WR2439**

- WR1542 holds 17 bottles
- WR1539 holds 17 bottles
- WR1842 holds 17 bottles
- WR1839 holds 17 bottles
- WR2142 holds 27 bottles
- WR2139 holds 27 bottles
- WR2442 holds 28 bottles
- WR2439 holds 27 bottles

	WIDTH		HEIGHT		DEPTH	
	Min.	Max.	Min.	Max.	Min.	Max.
	15″	24″	36¼″	42″	6″	30″

Semi-Custom	APC	BO	CC	ES	FCE	FDBS	FH	FI	FIMD	FO	ID	IF	IME	MFE	MD	MH	MW	P	PCE	RD	RTK	TKA	VTK	WBR	WCM	WS	WTR
FOL/TOL	▲			●				▲						▲	●	●	●		▲								
INS	▲			●				▲						▲	●	●	●		▲								

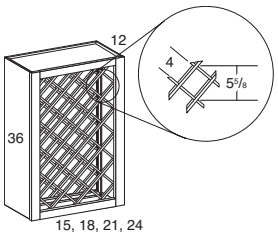

36″ High Wall Rack

WR1536
WR1836
WR2136
WR2436

- WR1536 holds 13 bottles
- WR1836 holds 13 bottles
- WR2136 holds 22 bottles
- WR2436 holds 23 bottles

	WIDTH		HEIGHT		DEPTH	
	Min.	Max.	Min.	Max.	Min.	Max.
	15″	24″	33¼″	36″	6″	30″

Semi-Custom	APC	BO	CC	ES	FCE	FDBS	FH	FI	FIMD	FO	ID	IF	IME	MFE	MD	MH	MW	P	PCE	RD	RTK	TKA	VTK	WBR	WCM	WS	WTR
FOL/TOL	▲			●				▲						▲	●	●	●		▲								
INS	▲			●				▲						▲	●	●	●		▲								

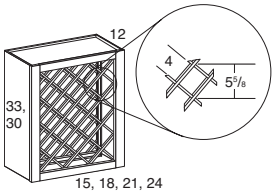

33″ & 30″ High Wall Rack

WR1533 **WR1530**
WR1833 **WR1830**
WR2133 **WR2130**
WR2433 **WR2430**

- WR1533 holds 14 bottles
- WR1833 holds 14 bottles
- WR2133 holds 22 bottles
- WR2433 holds 22 bottles
- WR1530 holds 11 bottles
- WR1830 holds 11 bottles
- WR2130 holds 18 bottles
- WR2430 holds 17 bottles

	WIDTH		HEIGHT		DEPTH	
	Min.	Max.	Min.	Max.	Min.	Max.
	15″	24″	24¼″	33″	6″	30″

Semi-Custom	APC	BO	CC	ES	FCE	FDBS	FH	FI	FIMD	FO	ID	IF	IME	MFE	MD	MH	MW	P	PCE	RD	RTK	TKA	VTK	WBR	WCM	WS	WTR
FOL/TOL	▲			●				▲						▲	●	●	●		▲								
INS	▲			●				▲						▲	●	●	●		▲								

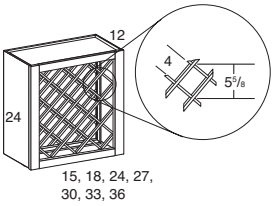

24″ High Wall Rack

WR1524
WR1824
WR2424
WR2724
WR3024
WR3324
WR3624

- WR1524 holds 8 bottles
- WR1824 holds 8 bottles
- WR2424 holds 13 bottles
- WR2724 holds 18 bottles
- WR3024 holds 18 bottles
- WR3324 holds 22 bottles
- WR3624 holds 22 bottles

	WIDTH		HEIGHT		DEPTH	
	Min.	Max.	Min.	Max.	Min.	Max.
	15″	36″	15¼″	24″	6″	30″

Semi-Custom	APC	BO	CC	ES	FCE	FDBS	FH	FI	FIMD	FO	ID	IF	IME	MFE	MD	MH	MW	P	PCE	RD	RTK	TKA	VTK	WBR	WCM	WS	WTR
FOL/TOL	▲			●				▲						▲	●	●	●		▲								
INS	▲			●				▲						▲	●	●	●		▲								

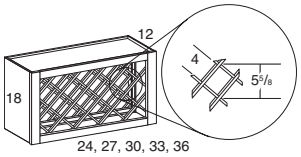

18″ High Wall Rack

WR2418
WR2718
WR3018
WR3318
WR3618

- WR2418 holds 8 bottles
- WR2718 holds 10 bottles
- WR3018 holds 11 bottles
- WR3318 holds 13 bottles
- WR3618 holds 14 bottles

WIDTH		HEIGHT		DEPTH	
Min.	Max.	Min.	Max.	Min.	Max.
18¼″	36″	15¼″	18″	6″	30″

Semi-Custom	APC	BO	CC	ES	FCE	FDBS	FH	FI	FIMD	FO	ID	IF	IME	MFE	MD	MH	MW	P	PCE	RD	RTK	TKA	VTK	WBR	WCM	WS	WTR
FOL/TOL	▲			●				▲						▲	●	●	●		▲								
INS	▲			●				▲						▲	●	●	●		▲								

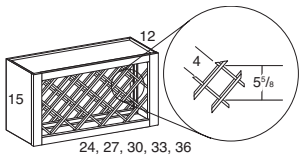

15″ High Wall Rack

WR2415
WR2715
WR3015
WR3315
WR3615

- WR2415 holds 7 bottles
- WR2715 holds 11 bottles
- WR3015 holds 9 bottles
- WR3315 holds 11 bottles
- WR3615 holds 13 bottles

WIDTH		HEIGHT		DEPTH	
Min.	Max.	Min.	Max.	Min.	Max.
18¼″	36″	12¼″	15″	6″	30″

Semi-Custom	APC	BO	CC	ES	FCE	FDBS	FH	FI	FIMD	FO	ID	IF	IME	MFE	MD	MH	MW	P	PCE	RD	RTK	TKA	VTK	WBR	WCM	WS	WTR
FOL/TOL	▲			●				▲						▲	●	●	●		▲								
INS	▲			●				▲						▲	●	●	●		▲								

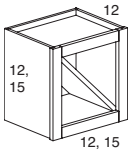

Storage Cube Cabinet

SCC1212 (holds 2 bottles)
SCC1515 (holds 6 bottles)

- Shelf is fixed
- Reduced Depth in 1″ increments down to 6″
- Increased Depth in 1″ increments up to 24″
- Bottle quantity is an estimate and could be more or less depending on bottle size

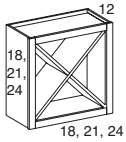

SCC1818 (holds 12 bottles)
SCC2121 (holds 15 bottles)
SCC2424 (holds 24 bottles)

- Shelves are fixed
- Reduced Depth in 1″ increments down to 6″
- Increased Depth in 1″ increments up to 24″
- Bottle quantity is an estimate and could be more or less depending on bottle size

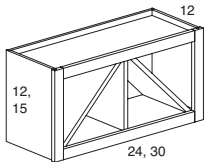

SCC2412 (holds 6 bottles)
SCC3015 (holds 16 bottles)

- Shelves are fixed
- Reduced Depth in 1″ increments down to 6″
- Increased Depth in 1″ increments up to 24″
- Bottle quantity is an estimate and could be more or less depending on bottle size

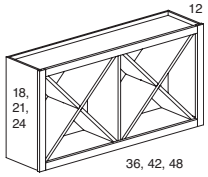

SCC3618 (holds 24 bottles)
SCC4221 (holds 36 bottles)
SCC4824 (holds 52 bottles)

- Shelves are fixed
- Reduced Depth in 1″ increments down to 6″
- Increased Depth in 1″ increments up to 24″
- Bottle quantity is an estimate and could be more or less depending on bottle size

WIDTH		HEIGHT		DEPTH	
Min.	Max.	Min.	Max.	Min.	Max.
				4¼″	30″

Semi-Custom	APC	BO	CC	ES	FCE	FDBS	FH	FI	FIMD	FO	ID	IF	IME	MFE	MD	MH	MW	P	PCE	RD	RTK	TKA	VTK	WBR	WCM	WS	WTR
FOL/TOL	▲			●	●			▲			●			▲	●				▲	●							
INS	▲			●	●			▲			●			▲	●				▲	●							

WALL RACKS (continued)

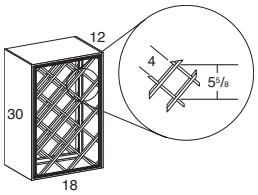

30″ High Reversible Wall Rack
WR1830RV

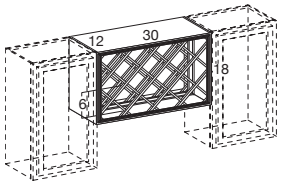

- Flush finished end panels, sides and interior for a frameless construction
- Decorative moulding, no face frame
- Can be reversed to 30″ x 18″
- Holds 10 bottles
- **Finish techniques are not included**
- **For MDF and Thermofoil door styles, Wall Rack is painted maple**

	WIDTH		HEIGHT		DEPTH	
	Min.	Max.	Min.	Max.	Min.	Max.
	15¼″	18″	15¼″	30″	6″	30″

Semi-Custom	APC	BO	CC	ES	FCE	FDBS	FH	FI	FIMD	FO	ID	IF	IME	MFE	MD	MH	MW	P	PCE	RD	RTK	TKA	VTK	WBR	WCM	WS	WTR
FOL/TOL	▲				▲			▲			●			▲	●	●	●		▲	●							
INS	▲				▲			▲			●			▲	●	●	●		▲	●							

PLATE RACKS

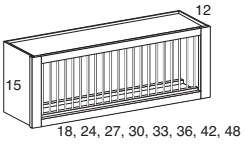

PR18 (holds 7 plates)
PR24 (holds 10 plates)
PR27 (holds 11 plates)
PR30 (holds 13 plates)
PR33 (holds 14 plates)
PR36 (holds 15 plates)
PR42 (holds 17 plates)
PR48 (holds 20 plates)

- Cabinet has matching finished plywood ends
- Plate space is 1⅝″ wide and 11¼″ high
- **Finish techniques are not included**
- **For MDF and Thermofoil door styles, Plate Rack is painted maple**

	WIDTH		HEIGHT		DEPTH	
	Min.	Max.	Min.	Max.	Min.	Max.
	15″	48″			6″	30″

Semi-Custom	APC	BO	CC	ES	FCE	FDBS	FH	FI	FIMD	FO	ID	IF	IME	MFE	MD	MH	MW	P	PCE	RD	RTK	TKA	VTK	WBR	WCM	WS	WTR
FOL/TOL	▲			●				▲						▲	●		●	●	▲							●	
INS	▲			●				▲						▲	●		●	●	▲							●	

MANTLE HOODS



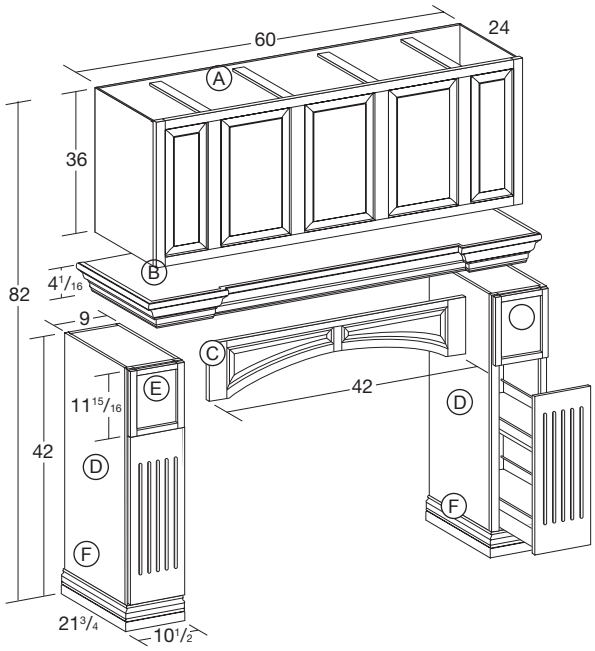

To create Mantle Hood Example A, order the following:

- (A) SOF603624
- (B) TMS60
- (C) NAV42
- (D) FWPO942 (2)
- (E) FD0811N (2) FOL or FD0709N (2) TOL
- (F) CBM

Note: Mantle Hood Components are not available on the Rush Program.
Note: When ordering any wood hood or mantle wood hood, it is the dealer's responsibility to verify all fire codes in your area (fire codes can vary from state to state and even from city to city). Hoods should be installed at a proper level over the range and installer should account for any special needs for cook tops and grills. Be sure to match hood liner width to the range width to ensure proper ventilation. Please note that these are only recommendations and you should always reference local building codes, fire codes and manufacturer specifications for final design/applications.

SOFFIT CABINETS WITH EQUAL PANELS

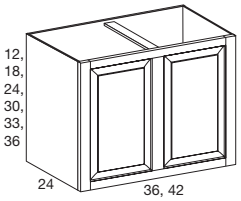

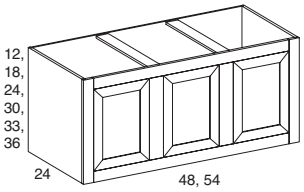

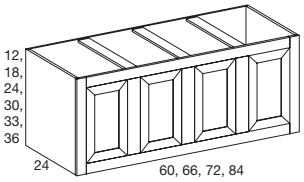

Soffit Cabinets with Equal Panels

SOF361224EP	SOF421224EP
SOF361824EP	SOF421824EP
SOF362424EP	SOF422424EP
SOF363024EP	SOF423024EP
SOF363324EP	SOF423324EP
SOF363624EP	SOF423624EP

Soffit Exposed Panel Widths
14½", 17½"

SOF481224EP	SOF541224EP
SOF481824EP	SOF541824EP
SOF482424EP	SOF542424EP
SOF483024EP	SOF543024EP
SOF483324EP	SOF543324EP
SOF483624EP	SOF543624EP

Soffit Exposed Panel Widths
11 15/16", 13 15/16"

SOF601224EP	SOF721224EP
SOF601824EP	SOF721824EP
SOF602424EP	SOF722424EP
SOF603024EP	SOF723024EP
SOF603324EP	SOF723324EP
SOF603624EP	SOF723624EP
SOF661224EP	SOF841224EP
SOF661824EP	SOF841824EP
SOF662424EP	SOF842424EP
SOF663024EP	SOF843024EP
SOF663324EP	SOF843324EP
SOF663624EP	SOF843624EP

Soffit Exposed Panel Widths
11⅛", 12⅝", 14⅛", 17⅛"

- Not available in arch, cathedral, Milan, Barcelona or Thermofoil door styles
- Harmony/Geneva/Venice/Napa/Sonoma/ Savannah/Monterey/Sydney will not have mitered profile, but the panel will be current panel used for each door style
- Hawthorne will match Hanover panel and not have moulding or miter profile
- ¾" Plywood flush finished ends
- Cabinet does not have top
- Reduced Depth option available in 1" increments (When reducing less than 21" deep, this is intended for sink application and will not work with a hood, cook top or range)
- See page Premier–2–63 liner, fan and installation information
- Front Only option can be used in wainscot applications
- For Removable Front option, see Semi-Custom section
- **INSET:** Will be FOL in design with the current panel for each door style

WIDTH		HEIGHT		DEPTH	
Min.	Max.	Min.	Max.	Min.	Max.

Semi-Custom	APC	BO	CC	ES	FCE	FDBS	FH	FI	FIMD	FO	ID	IF	IME	MFE	MD	MH	MW	P	PCE	RD	RTK	TKA	VTK	WBR	WCM	WS	WTR
FOL/TOL	▲				▲					●				▲					▲	●							
INS	▲				▲					●				▲					▲	●							

SOFFIT CABINETS

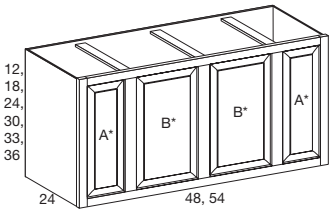

Soffit Cabinets

SOF481224	**SOF541224**
SOF481824	**SOF541824**
SOF482424	**SOF542424**
SOF483024	**SOF543024**
SOF483324	**SOF543324**
SOF483624	**SOF543624**

* **Soffit Exposed Panel Widths**
A*-3⅞″
B*-12⅝″, 15⅝″

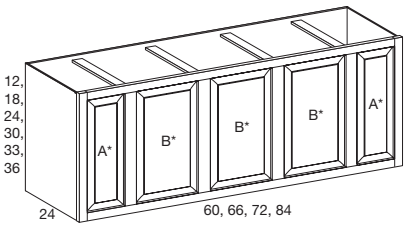

Soffit Cabinets

SOF601224	**SOF721224**
SOF601824	**SOF721824**
SOF602424	**SOF722424**
SOF603024	**SOF723024**
SOF603324	**SOF723324**
SOF603624	**SOF723624**

SOF661224	**SOF841224**
SOF661824	**SOF841824**
SOF662424	**SOF842424**
SOF663024	**SOF843024**
SOF663324	**SOF843324**
SOF663624	**SOF843624**

* **Soffit Exposed Panel Widths**
A*-3⅞″
B*-11⅛″, 13⅛″, 15⅛″, 19⅛″

- Not available in arch, cathedral, Milan, Barcelona or Thermofoil door styles
- Harmony/Geneva/Venice/Napa/Sonoma/ Savannah/Monterey/Sydney will not have mitered profile, but the panel will be current panel used for each door style
- Hawthorne will match Hanover panel and not have moulding or miter profile
- ¾″ Plywood flush finished ends
- Cabinet does not have top
- Reduced Depth option available in 1″ increments (When reducing less than 21″ deep, this is intended for sink application and will not work with a hood, cook top or range)
- See page Premier–2–63 for liner, fan and installation information
- Front Only option can be used in wainscot applications
- For Removable Front option, see Semi-Custom section
- **INSET:** Will be FOL in design with the current panel for each door style

	WIDTH		HEIGHT		DEPTH	
	Min.	Max.	Min.	Max.	Min.	Max.

Semi-Custom	APC	BO	CC	ES	FCE	FDBS	FH	FI	FIMD	FO	ID	IF	IME	MFE	MD	MH	MW	P	PCE	RD	RTK	TKA	VTK	WBR	WCM	WS	WTR
FOL/TOL	▲				▲					●				▲					▲	●							
INS	▲				▲					●				▲					▲	●							

MANTLE SHELVES

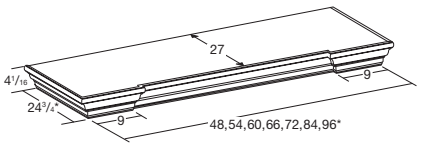

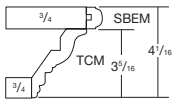

Traditional Mantle Shelf

TMS48	**TMS72**
TMS54	**TMS84**
TMS60	**TMS96**
TMS66	

* **Actual shelf dimensions including moulding:**
TMS48 — 54″ width x 27¾″ depth
TMS54 — 60″ width x 27¾″ depth
TMS60 — 66″ width x 27¾″ depth
TMS66 — 72″ width x 27¾″ depth
TMS72 — 78″ width x 27¾″ depth
TMS84 — 90″ width x 27¾″ depth
TMS96 — 102″width x 27¾″ depth

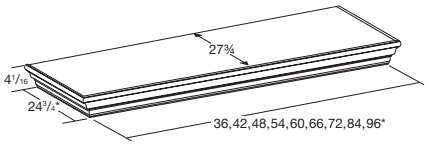

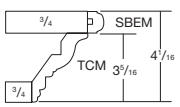

Traditional Straight Mantle Shelf

TSMS36	**TSMS66**
TSMS42	**TSMS72**
TSMS48	**TSMS84**
TSMS54	**TSMS96**
TSMS60	

* **Actual shelf dimensions including moulding:**
TSMS36 — 42″ width x 27¾″ depth
TSMS42 — 48″ width x 27¾″ depth
TSMS48 — 54″ width x 27¾″ depth
TSMS54 — 60″ width x 27¾″ depth
TSMS60 — 66″ width x 27¾″ depth
TSMS66 — 72″ width x 27¾″ depth
TSMS72 — 78″ width x 27¾″ depth
TSMS84 — 90″ width x 27¾″ depth
TSMS96 — 102″ width x 27¾″ depth

- Plywood shelf
- Shelf can be trimmed on back (maximum trim is 3″ when using liner)
- If cabinet is adjacent, then 3″ filler is recommended
- Reduced Depth option available in 3″ increments to 12″
- Increased Depth option to 27″ only
- Increased Depth (ID27) must be ordered to install corbels on wall pullout
- Moulding increases the overall width by 6″ and depth by 3″
- For MDF and Thermofoil door styles, shelf is painted maple
- 36″ and 48″ Not designed for pullouts to be installed under the shelf

	WIDTH		HEIGHT		DEPTH	
	Min.	Max.	Min.	Max.	Min.	Max.

Semi-Custom	APC	BO	CC	ES	FCE	FDBS	FH	FI	FIMD	FO	ID	IF	IME	MFE	MD	MH	MW	P	PCE	RD	RTK	TKA	VTK	WBR	WCM	WS	WTR
FOL/TOL	▲										●								▲	●							
INS	▲										●								▲	●							

MANTLE SHELVES (continued)

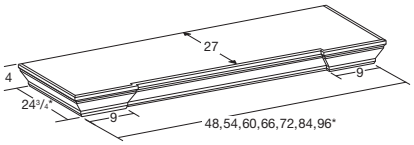

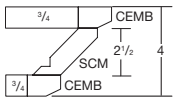

Shaker Mantle Shelf

SMS48 **SMS72**
SMS54 **SMS84**
SMS60 **SMS96**
SMS66

* **Actual shelf dimensions including moulding:**
SMS48 — 54″ width x 27¾″ depth
SMS54 — 60″ width x 27¾″ depth
SMS60 — 66″ width x 27¾″ depth
SMS66 — 72″ width x 27¾″ depth
SMS72 — 78″ width x 27¾″ depth
SMS84 — 90″ width x 27¾″ depth
SMS96 —102″ width x 27¾″ depth

- Plywood shelf
- Shelf can be trimmed on back (maximum trim is 3″ when using liner)
- If cabinet is adjacent, then 3″ filler is recommended
- Reduced Depth option available in 3″ increments to 12″
- Increased Depth option to 27″ only
- Increased Depth (ID27) must be ordered to install corbels on wall pullout
- Moulding increases the overall width by 6″ and depth by 3″
- For MDF and Thermofoil door styles, shelf is painted maple
- 36″ and 48″ Not designed for pullouts to be installed under the shelf

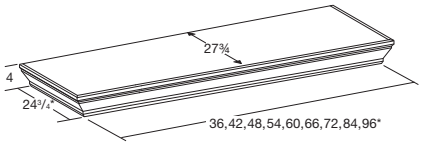

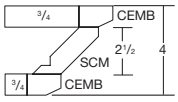

Shaker Straight Mantle Shelf

SSMS36 **SSMS66**
SSMS42 **SSMS72**
SSMS48 **SSMS84**
SSMS54 **SSMS96**
SSMS60

* **Actual shelf dimensions including moulding:**
SSMS36 — 42″ width x 27¾″ depth
SSMS42 — 48″ width x 27¾″ depth
SSMS48 — 54″ width x 27¾″ depth
SSMS54 — 60″ width x 27¾″ depth
SSMS60 — 66″ width x 27¾″ depth
SSMS66 — 72″ width x 27¾″ depth
SSMS72 — 78″ width x 27¾″ depth
SSMS84 — 90″ width x 27¾″ depth
SSMS96 —102″ width x 27¾″ depth

	WIDTH		HEIGHT		DEPTH	
	Min.	Max.	Min.	Max.	Min.	Max.

Semi-Custom	APC	BO	CC	ES	FCE	FDBS	FH	FI	FIMD	FO	ID	IF	IME	MFE	MD	MH	MW	P	PCE	RD	RTK	TKA	VTK	WBR	WCM	WS	WTR
FOL/TOL	▲										●								▲	●							
INS	▲										●								▲	●							

NARROW ARCH VALANCE

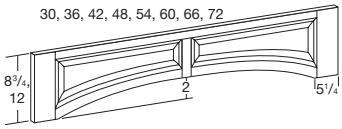

Narrow Arch Valance

NAV30 (trimmable to 24″) **NAV3012**
NAV36 (trimmable to 30″) **NAV3612**
NAV42 (trimmable to 36″) **NAV4212**
NAV48 (trimmable to 42″) **NAV4812**
NAV54 (trimmable to 48″) **NAV5412**
NAV60 (trimmable to 54″) **NAV6012**
NAV66 (trimmable to 60″) **NAV6612**
NAV72 (trimmable to 66″) **NAV7212**

- Not available in arch, cathedral, Milan, Barcelona, MDF or Thermofoil door styles
- Melrose/Hawthorne will match Hanover panel and will not have moulding applied
- Bridgeport will match Harbour panel and will not have moulding applied
- Harmony/Geneva/Venice/Hawthorne/Sonoma/Savannah/Monterey/Sydney will not have mitered profile, but the panel will be the current panel used for each door style
- Richmond/Charleston will match Vienna/Messina and will not have applied moulding
- **INSET:** Will be FOL in design with the current panel for each door style

NARROW STRAIGHT VALANCE

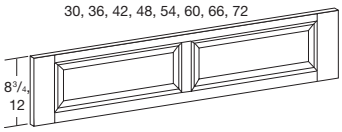

Narrow Straight Valance

NSV30 (trimmable to 24″) **NSV3012**
NSV36 (trimmable to 30″) **NSV3612**
NSV42 (trimmable to 36″) **NSV4212**
NSV48 (trimmable to 42″) **NSV4812**
NSV54 (trimmable to 48″) **NSV5412**
NSV60 (trimmable to 54″) **NSV6012**
NSV66 (trimmable to 60″) **NSV6612**
NSV72 (trimmable to 66″) **NSV7212**

- Not available in arch, cathedral, Milan, Barcelona, MDF or Thermofoil door styles
- Harmony/Geneva/Venice/Napa/Sonoma/Savannah/Monterey/Sydney will not have mitered profile but the panel will be the current panel used for each door style
- Hawthorne will match Hanover panel and will not have moulding or miter profile
- Bridgeport and Melrose will have applied moulding
- Richmond/Charleston will match Vienna/Messina and will not have applied moulding
- **INSET:** Will be FOL in design with the current panel for each door style

WALL PULLOUTS

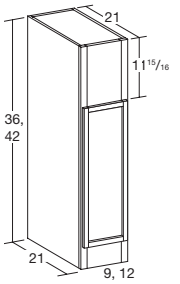

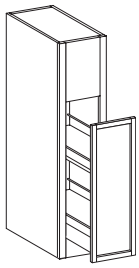

Example Opened

Wall Pullout

WPO936
WPO942
WPO1236
WPO1242

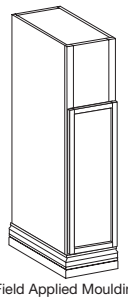

Field Applied Moulding

- One piece unit
- Flat area at the top for applied door, corbels or other design ideas
- 9″ Available in square door styles only
- 12″ for use with Straight Mantle Shelves only
- ¾″ Plywood
- Base moulding can be ordered separately and field applied
- Reduced Depth option available in 3″ increments to 12″
- Increased Depth option to 24″ only (ID24)
- Recommended 4⅜″ in height or less for field applied mouldings
- Pullout is natural finished wood with stainless steel rails
- 36″ Has 2 fixed shelves
- 42″ Has 1 adjustable and 2 fixed shelves
- Slides are full extension soft close
- **INSET:** Will be FOL in design

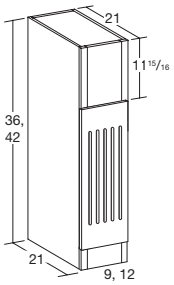

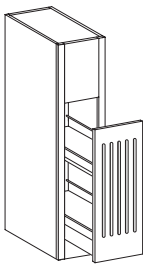

Example Opened

Fluted Wall Pullout

FWPO936
FWPO942
FWPO1236
FWPO1242

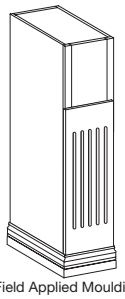

Field Applied Moulding

- One piece unit
- Flat area at the top for applied door, corbels or other design ideas
- 12″ for use with Straight Mantle Shelves only
- ¾″ Plywood
- Base moulding can be ordered separately and field applied
- Reduced Depth option available in 3″ increments to 12″
- Increased Depth option to 24″ only (ID24)
- Recommended 4⅜″ in height or less for field applied mouldings
- Pullout is natural finished wood with stainless steel rails
- 36″ Has 2 fixed shelves
- 42″ Has 1 adjustable and 2 fixed shelves
- Slides are full extension soft close
- **INSET:** Will be FOL in design

	WIDTH		HEIGHT		DEPTH	
	Min.	Max.	Min.	Max.	Min.	Max.
	9″	12″	30¼″	42″	12″	30″

Semi-Custom	APC	BO	CC	ES	FCE	FDBS	FH	FI	FIMD	FO	ID	IF	IME	MFE	MD	MH	MW	P	PCE	RD	RTK	TKA	VTK	WBR	WCM	WS	WTR
FOL/TOL	▲				▲						●			▲	●	●	●		▲	●							
INS	▲				▲						●			▲	●	●	●		▲	●							

COLUMNS

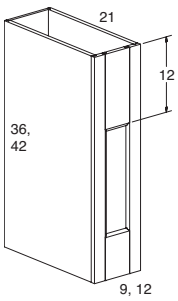

Columns

COLRP36 (Raised Panel 36″)
COLRP42 (Raised Panel 42″)
COLFP36 (Flat Panel 36″)
COLFP42 (Flat Panel 42″)
COLBB36 (Bead Board Panel 36″)
COLBB42 (Bead Board Panel 42″)
COLAM36 (Flat Panel with Applied Moulding 36″)
COLAM42 (Flat Panel with Applied Moulding 42″)
COLAMBB36 (Bead Board Panel with Applied Moulding 36″)
COLAMBB42 (Bead Board Panel with Applied Moulding 42″)

COLRP1236 (Raised Panel 36″)
COLRP1242 (Raised Panel 42″)
COLFP1236 (Flat Panel 36″)
COLFP1242 (Flat Panel 42″)
COLBB1236 (Bead Board Panel 36″)
COLBB1242 (Bead Board Panel 42″)
COLAM1236 (Flat Panel with Applied Moulding 36″)
COLAM1242 (Flat Panel with Applied Moulding 42″)
COLAMBB1236 (Bead Board Panel with Applied Moulding 36″)
COLAMBB1242 (Bead Board Panel with Applied Moulding 42″)

- One piece unit
- Reduced Depth option available in 1″ increments to 12″
- Increased Depth option available to 24″
- 12″ for use with Straight Mantle Shelves only
- **For MDF and Thermofoil, item is painted maple**

	WIDTH		HEIGHT		DEPTH	
	Min.	Max.	Min.	Max.	Min.	Max.
	9¼″	12″	30¼″	42″	4½″	30″

Semi-Custom	APC	BO	CC	ES	FCE	FDBS	FH	FI	FIMD	FO	ID	IF	IME	MFE	MD	MH	MW	P	PCE	RD	RTK	TKA	VTK	WBR	WCM	WS	WTR
FOL/TOL	▲				▲						●			▲	●	●	●		▲	●							
INS	▲				▲						●			▲	●	●	●		▲	●							

FINISHED DOORS

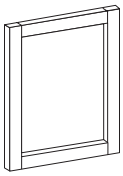

Finished Door
FD0811N (FOL & INS)
FD0709N (TOL)

FOL: FD0811N — 8⅝″ x 11⅛″
TOL: FD0709N — 7″ x 9½″
INS: FD0811N — 8⅝″ x 11⅛″

- Can be ordered to attach to wall pullout (field installed)
- Available in square door styles only
- Specify door style, species and finish
- **INSET:** Will be FOL in indesign

MANTLE HOOD FAN AND LINER KITS

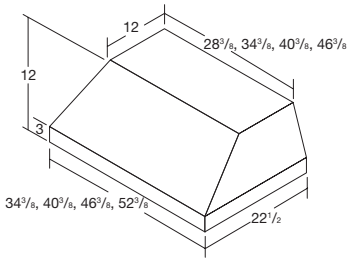

24″ Deep Mantle Hood Fan and Liner Kit
MHFLK5424
MHFLK6024
MHFLK6624
MHFLK7224

34⅜″ for TMS48, SMS48 or Larger (installation requires one SHV1296)
40⅜″ for TMS60, SMS60 or Larger (installation requires one SHV1296)
46⅜″ for TMS66, SMS66 or Larger (installation requires one SHV1296)
52⅜″ for TMS72, SMS72 or Larger (installation requires two SHV1296)

- Use with ID24 Wall Pullout Application
- Manufactured by Vent-A-Hood
- Liner and fan have stainless steel finish
- One dual blower 600 CFM for 54″, 60″ and 66″ kits
- Two dual blowers 1200 CFM for 72″ kits
- 8″ Diameter duct size
- Halogen lights included with unit
- See shelving installation diagram on following page
- For 72″ kit, must order transition duct shown below
- MHFLK5424 will fit 48″ mantle
- Mounting hardware not included, requires #8 x ⅝″ screws
- Top access to hood interior is required to complete installation. If not available, consider ordering the hood with the Removable Front option.

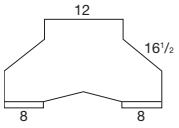

Transition Duct
MHFLKTD7224

- Transition duct for use with MHFLK7224 only

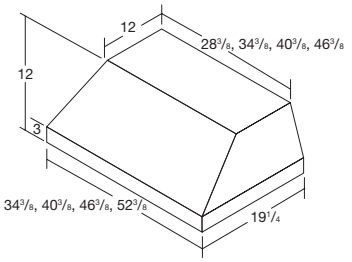

21″ Deep Mantle Hood Fan and Liner Kit
MHFLK5421
MHFLK6021
MHFLK6621
MHFLK7221

34⅜″ for TMS48, SMS48 or Larger (installation requires one SHV1296)
40⅜″ for TMS60, SMS60 or Larger (installation requires one SHV1296)
46⅜″ for TMS66, SMS66 or Larger (installation requires one SHV1296)
52⅜″ for TMS72, SMS72 or Larger (installation requires two SHV1296)

- Use with standard 21″ depth Wall Pullout Application
- Manufactured by Vent-A-Hood
- Liner and fan have stainless steel finish
- One dual blower 600 CFM
- 8″ Diameter duct size
- Halogen lights included with unit
- See shelving installation diagram below
- MHFLK5421 will fit 48″ mantle
- Top access to hood interior is required to complete installation. If not available, consider ordering the hood with the Removable Front option.

INSTALLATION INFORMATION

Shelving Installation Diagram

SHV cut to fit between Liner & Wall and between Wall Pullouts

SHV cut to fit behind NAV between Liner & Wall Pullout on both sides

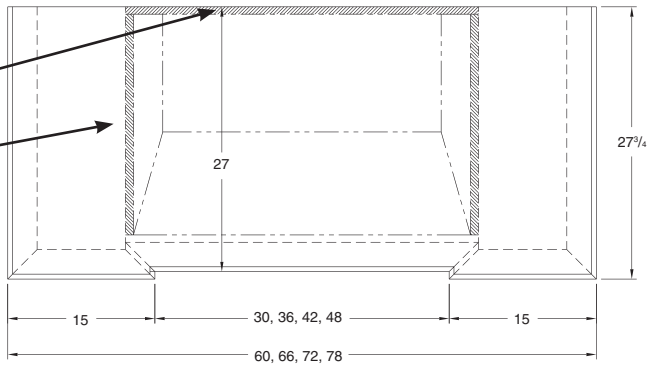

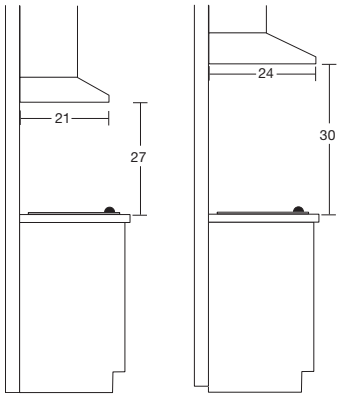

Specification Details for Power Fan Units

When ordering any wood hood or mantle wood hood, **it is the dealer's responsibility to verify all fire codes in your area** (fire codes vary from state to state and even from city to city). Hoods should be installed at a proper level over the range and installer should account for any special needs for cook tops and grills. Be sure to match hood liner width to ensure proper ventilation. Please note that these are only recommendations and you should always reference local building codes, fire codes and manufacturer specifications for final design/applications. Recommended distance from top of cooking surface to bottom of fan unit is 27″-30″ depending on manufacturer range specifications and depth of cabinets. If installed beyond recommended distance, the fan unit will not perform effectively.

MANTLE HOOD DESIGN IDEAS

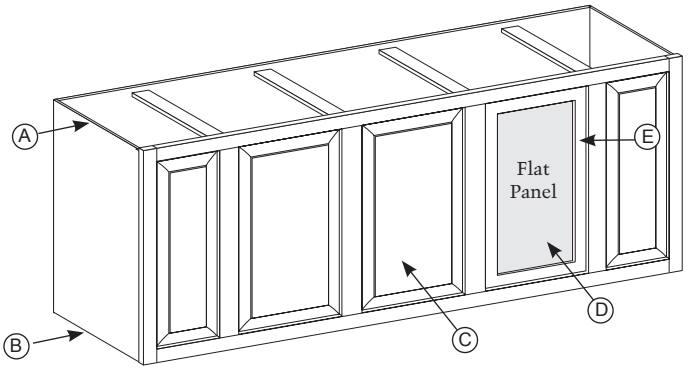

Ⓐ Top will accommodate any desired crown.

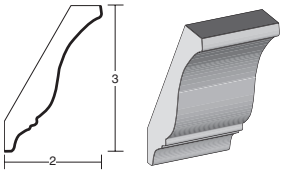

DCM
Decorative Crown Moulding

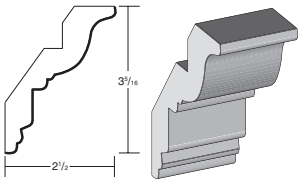

TCM
Traditional Crown Moulding

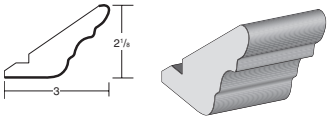

FOCM
Full Overlay Crown Moulding

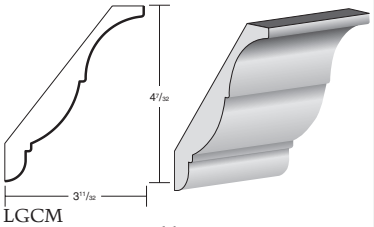

LGCM
Large Crown Moulding

Ⓑ Adding CBM, BM or other preferred moulding to base of Mantle Hood adjusts height as needed.

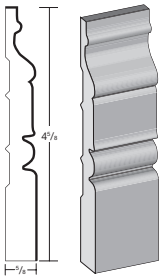

CBM
Classic Base Moulding

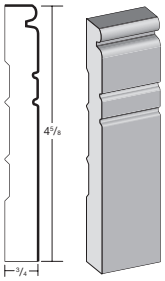

BM
Base Moulding

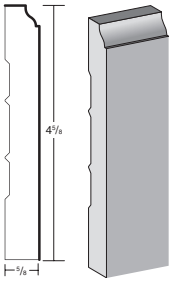

FBM
Furniture Base Moulding

Ⓒ Soffit Panels also supply ample room for onlays. Check the panel size of the soffit ordered to verify compatibility of onlay measurements.



ONLAYAC
Acanthus Onlay



ONLAYACT
Acanthus Trim Onlay



ONLAYSB
Starburst Onlay

Ⓓ Ordering a shaker style soffit unit, such as Hanover, creates space to add bead board, rattan panels, stained glass, etc. Try ordering Bead Board or Rattan in another finish to create a two tone effect.



BB4896
Bead Board Panel

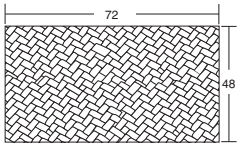

RTNPNL
Rattan Panel

Ⓔ Order MEL8 to trim shaker panels, creating a custom look for any treatment you decide.

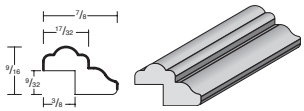

MEL8
Melrose Moulding

Design Tip

MANTLE SHELF DESIGN IDEAS

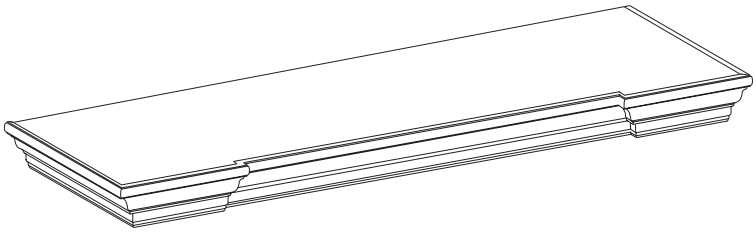

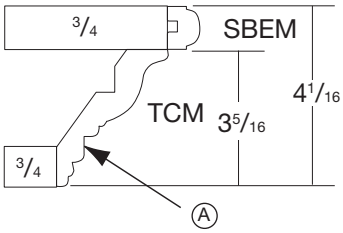

Ⓐ The following moulding can be placed on (TCM) Traditional Crown Moulding at mantle piece for traditional styles.



DIM3/4
Decorative Inset Moulding

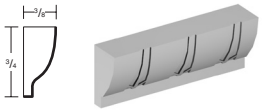

ED3/4
Egg and Dart Moulding

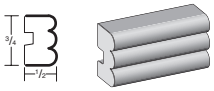

TBEM
Triple Bead Edge Moulding



RM
Rope Moulding



RTM
Ribbon Twist Moulding

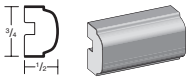

SBEM
Single Bead Edge Moulding

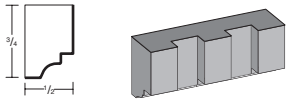

DI
Dentil Inset Moulding

NARROW STRAIGHT VALANCE DESIGN IDEAS

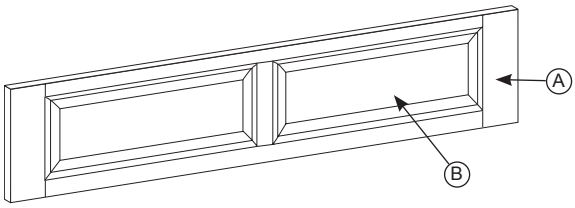

Ⓐ Order MEL8 to trim shaker panels, creating a custom look for any treatment you decide.

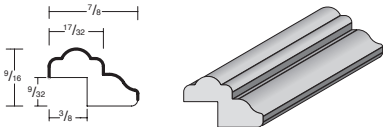

MEL8
Melrose Moulding

Ⓑ Ordering a shaker style valance, such as Hanover, creates space to add bead board, rattan panels, stained glass, etc. Try ordering Bead Board or Rattan in another finish to create a two tone effect.

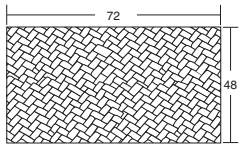

RTNPNL
Rattan Panel



BB4896
Bead Board Panel

Ⓑ Order shaker style (Hanover) to allow room to add onlays or decorative treatments in panel area. Check the panel size of the valance ordered to verify compatibility of onlay measurements.



ONLAYAC
Acanthus Onlay



ONLAYACT
Acanthus Trim Onlay



ONLAYSB
Starburst Onlay

Design Tip

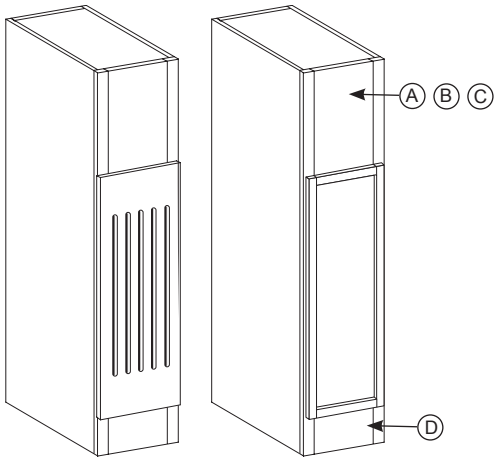

Ⓐ Blank panels provide space for corbels. When using corbels, mantle piece will need to pull minimum 6″ in front of wall pullout face frame, when using between cabinets. Order standard 21″ depth wall pullout with mantle shelf depth increased to 27″.



CBLAM
Acanthus
Medium Corbels



CBLTM
Traditional
Medium Corbels



CBLWVM
Woven
Medium Corbels

Ⓑ Another option for this area is Finished Doors. Order (2) FD0811N or (2) FD0709N

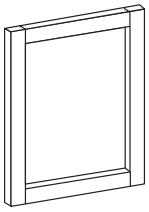

FD0811N
FOL
Finished Door

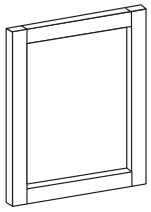

FD0709N
TOL
Finished Door

Ⓒ Blank panels also supply ample room for onlays.



ONLAYACT
Acanthus Trim Onlay



ONLAYSB
Starburst Onlay

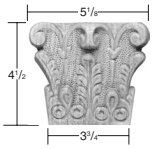

ONLAYCPLG
Large Corinthian Onlay

Ⓓ Apply any of the following mouldings at bottom of wall pullout.

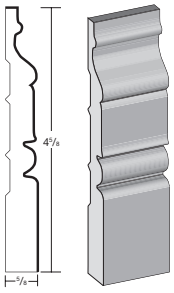

CBM
Classic Base Moulding

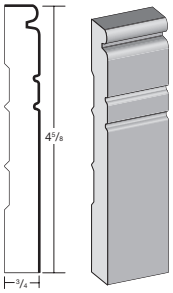

BM
Base Moulding

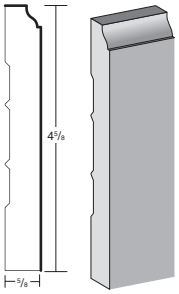

FBM
Furniture Base Moulding

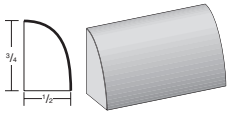

SM3/4
Shoe Moulding

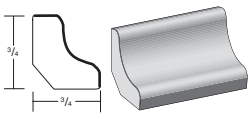

IC3/4
Inside Corner Moulding

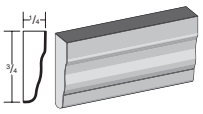

S3/4
Scribe Moulding

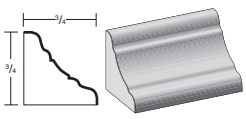

TIC3/4
Traditional Inside
Corner Moulding

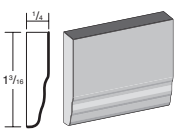

S1 1/4
Scribe Moulding

Design Tip

Chimney Wood Hood
Example A



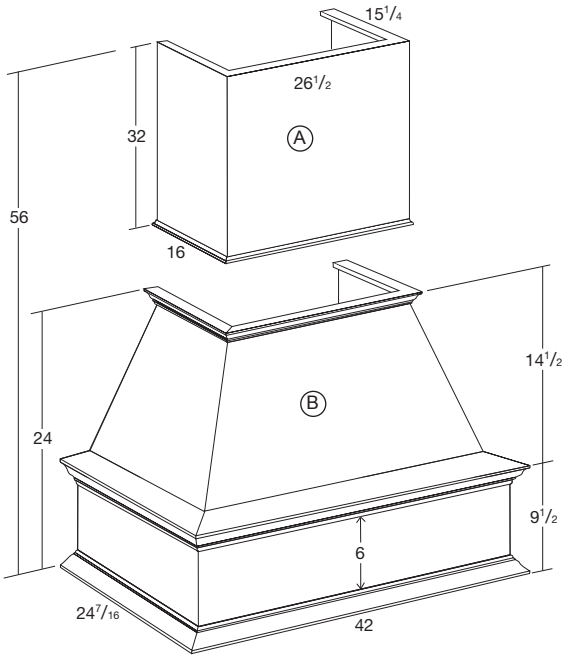

To create Chimney Wood Hood Example A, order the following:
Ⓐ CMNY42P (trim for ceiling height)
Ⓑ CWH42P

Note: Hood components are not available on the Rush Program.

Note: When ordering any wood hood or mantle wood hood, **it is the dealer's responsibility to verify all fire codes in your area** (fire codes can vary from state to state and even from city to city). Hoods should be installed at a proper level over the range and installer should account for any special needs for cook tops and grills. Be sure to match hood liner width to the range width to ensure proper ventilation. Please note that these are only recommendations and you should always reference local building codes, fire codes and manufacturer specifications for final design/applications.

CHIMNEY WOOD HOODS

Plywood construction standard. A 3" space is recommended on each side of hood unit for adjacent cabinets. Hood interior is finished 6" from bottom. Onlays and appliques can be added. See page Premier–2–74 for liners, fans and installation requirements.

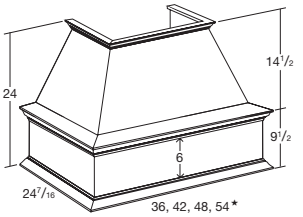

Plain Chimney Wood Hood
CWH36P
CWH42P
CWH48P
CWH54P

* **Actual width dimensions including moulding:**
CWH36 — 38 13/16"
CWH42 — 44 13/16"
CWH48 — 50 13/16"
CWH54 — 56 13/16"

- Chimney must be ordered separately
- Use with CMNY36P, CMNY42P, CMNY48P, CWNY54P
- Crown Moulding (CM) is applied to hood for a clean "finished" look
- **For MDF and Thermofoil door styles, wood hoods are painted maple**

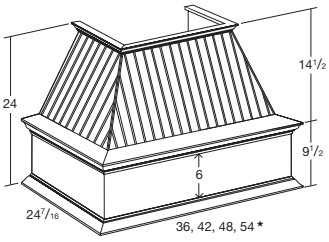

Beaded Chimney Wood Hood
CWH36B
CWH42B
CWH48B
CWH54B

* **Actual width dimensions including moulding:**
CWH36 — 38 13/16"
CWH42 — 44 13/16"
CWH48 — 50 13/16"
CWH54 — 56 13/16"

- Chimney must be ordered separately
- Use with CMNY36B, CMNY42B, CMNY48B, CMNY54B
- Crown Moulding (CM) is applied to hood for a clean "finished" look
- **For MDF and Thermofoil door styles, wood hoods are painted maple**
- CWH54B is only available in Paints and Paints with Glazes

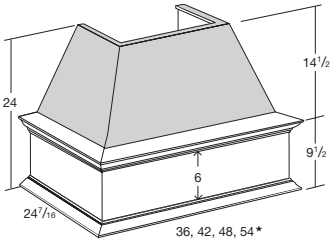

Designer Chimney Wood Hood
CWH36D
CWH42D
CWH48D
CWH54D

* **Actual width dimensions including moulding:**
CWH36 — 38 13/16"
CWH42 — 44 13/16"
CWH48 — 50 13/16"
CWH54 — 56 13/16"

- Chimney must be ordered separately
- Use with CMNY36D, CMNY42D, CMNY48D, CMNY54D
- Shaded area is maple plywood, may have overspray from finishing and allows for field application of paints, tile or other decorative material; staining is NOT recommended
- This product will not be covered under warranty once alterations of any kind have been made
- **For MDF and Thermofoil door styles, wood hoods are painted maple**

PENINSULA CHIMNEY WOOD HOODS

Plywood construction standard. A 3" space is recommended on each side of hood unit for adjacent cabinets. Hood interior is finished 6" from bottom. Onlays and appliques can be added. See page Premier–2–74 for liners, fans and installation requirements.

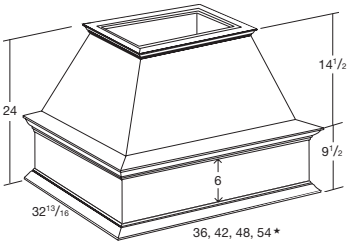

Plain Peninsula Chimney Wood Hood
PCWH36P
PCWH42P
PCWH48P
PCWH54P

* **Actual width dimensions including moulding:**
PCWH36 — 38 13/16"
PCWH42 — 44 13/16"
PCWH48 — 50 13/16"
PCWH54 — 56 13/16"

- Chimney must be ordered separately
- Use with PCMNY36P, PCMNY42P, PCMNY48P, PCMNY54P
- Crown Moulding (CM) is applied to hood for a clean "finished" look
- **For MDF and Thermofoil door styles, wood hoods are painted maple**

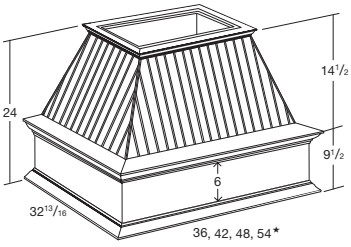

Beaded Peninsula Chimney Wood Hood
PCWH36B
PCWH42B
PCWH48B
PCWH54B

* **Actual width dimensions including moulding:**
PCWH36 — 38 13/16"
PCWH42 — 44 13/16"
PCWH48 — 50 13/16"
PCWH54 — 56 13/16"

- Chimney must be ordered separately
- Use with PCMNY36B, PCMNY42B, PCMNY48B, PCMNY54B
- Crown Moulding (CM) is applied to hood for a clean "finished" look
- **For MDF and Thermofoil door styles, wood hoods are painted maple**
- PCWH54B is only available in Paints and Paints with Glazes

PENINSULA CHIMNEY WOOD HOODS (continued)

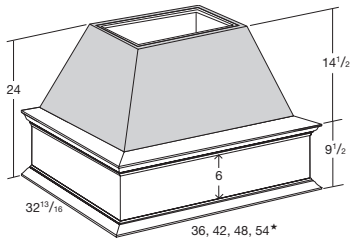

Designer Peninsula Chimney Wood Hood

PCWH36D
PCWH42D
PCWH48D
PCWH54D

* **Actual width dimensions including moulding:**
PCWH36 — 38 13/16″
PCWH42 — 44 13/16″
PCWH48 — 50 13/16″
PCWH54 — 56 13/16″

- Chimney must be ordered separately
- Use with PCMNY36D, PCMNY42D, PCMNY48D, PCMNY54D
- Shaded area is maple plywood, may have overspray from finishing and allows for field application of paints, tile or other decorative material; staining is NOT recommended
- This product will not be covered under warranty once alterations of any kind have been made
- **For MDF and Thermofoil door styles, wood hoods are painted maple**

CHIMNEY WOOD HOODS WITH NARROW ARCH VALANCE

Plywood construction standard. Crown Moulding (CM) is applied to hood for a clean "finished" look. A 3" space is recommended on each side of hood unit for adjacent cabinets. Hood interior is finished 6" from bottom. Onlays and appliques can be added. See page Premier–2–74 for liners, fans and installation requirements.

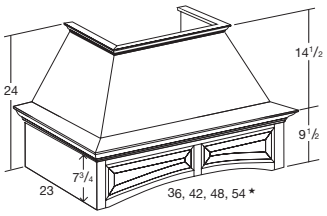

Plain Chimney Wood Hood with Narrow Arch Valance

CWH36PNAV
CWH42PNAV
CWH48PNAV
CWH54PNAV

* **Actual width dimensions including moulding:**
CWH36 — 38 13/16″
CWH42 — 44 13/16″
CWH48 — 50 13/16″
CWH54 — 56 13/16″

- Chimney must be ordered separately
- Use with CMNY36P, CMNY42P, CMNY48P, CMNY54P
- Not available in arch, cathedral, MDF, Thermofoil, Barcelona or Milan door styles
- Harmony/Geneva/Venice/Napa/Sonoma/ Savannah/Monterey/Sydney will not have mitered profile but the panel will be the current panel used for each door style
- Melrose/Hawthorne will match Hanover panel and will not have moulding applied
- Richmond/Charleston will match Vienna/ Messina and will not have applied
- Bridgeport will match Harbour and will not have moulding applied

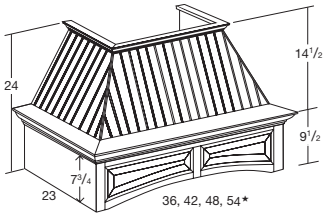

Beaded Chimney Wood Hood with Narrow Arch Valance

CWH36BNAV
CWH42BNAV
CWH48BNAV
CWH54BNAV

* **Actual width dimensions including moulding:**
CWH36 — 38 13/16″
CWH42 — 44 13/16″
CWH48 — 50 13/16″
CWH54 — 56 13/16″

- Chimney must be ordered separately
- Use with CMNY36B, CMNY42B, CMNY48B, CMNY54B
- Not available in arch, cathedral, MDF, Thermofoil, Barcelona or Milan door styles
- Harmony/Geneva/Venice/Napa/Sonoma/ Savannah/Monterey/Sydney will not have mitered profile but the panel will be the current panel used for each door style
- Melrose/Hawthorne will match Hanover panel and will not have moulding applied
- Richmond/Charleston will match Vienna/ Messina and will not have applied
- Bridgeport will match Harbour and will not have moulding applied
- CWH54BNAV is only available in Paints and Paints with Glazes

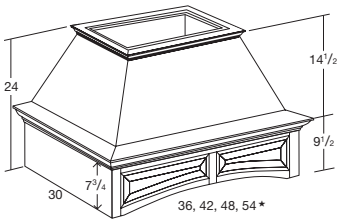

Plain Peninsula Chimney Wood Hood with Narrow Arch Valance

PCWH36PNAV
PCWH42PNAV
PCWH48PNAV
PCWH54PNAV

* **Actual width dimensions including moulding:**
PCWH36 — 38 13/16″
PCWH42 — 44 13/16″
PCWH48 — 50 13/16″
PCWH54 — 56 13/16″

- Chimney must be ordered separately
- Use with PCMNY36P, PCMNY42P, PCMNY48P, PCMNY54P
- Not available in arch, cathedral, MDF, Thermofoil, Barcelona or Milan door styles
- Harmony/Geneva/Venice/Napa/Sonoma/ Savannah/Monterey/Sydney will not have mitered profile but the panel will be the current panel used for each door style
- Melrose/Hawthorne will match Hanover panel and will not have moulding applied
- Richmond/Charleston will match Vienna/ Messina and will not have applied
- Bridgeport will match Harbour and will not have moulding applied

CHIMNEY WOOD HOODS WITH NARROW ARCH VALANCE (continued)

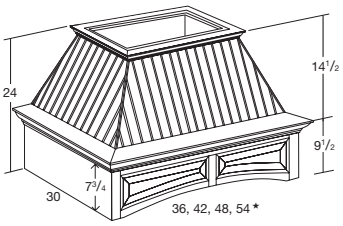

Beaded Peninsula Chimney Wood Hood with Narrow Arch Valance

PCWH36BNAV
PCWH42BNAV
PCWH48BNAV
PCWH54BNAV

* **Actual width dimensions including moulding:**
PCWH36 — 38 13/16″
PCWH42 — 44 13/16″
PCWH48 — 50 13/16″
PCWH54 — 56 13/16″

- Chimney must be ordered separately
- Use with PCMNY36B, PCMNY42B, PCMNY48B, PCMNY54B
- Not available in arch, cathedral, MDF, Thermofoil, Barcelona or Milan door styles
- Harmony/Geneva/Venice/Napa/Sonoma/ Savannah/Monterey/Sydney will not have mitered profile but the panel will be the current panel used for each door style
- Melrose/Hawthorne will match Hanover panel and will not have moulding applied
- Richmond/Charleston will match Vienna/ Messina and will not have applied
- Bridgeport will match Harbour and will not have moulding applied
- PCWH54BNAV is only available in Paints and Paints with Glazes

ANGLED CONTEMPORARY WOOD HOOD

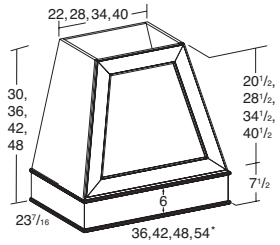

ACWH3630 ACWH3642
ACWH4230 ACWH4242
ACWH4830 ACWH4842
ACWH5430 ACWH5442

ACWH3636 ACWH3648
ACWH4236 ACWH4248
ACWH4836 ACWH4848
ACWH5436 ACWH5448

* **Actual width dimensions including moulding:**
ACWH36 — 36 7/8″
ACWH42 — 42 7/8″
ACWH48 — 48 7/8″
ACWH54 — 54 7/8″

- Available in cherry, maple, oak and hickory
- **For MDF and Thermofoil door styles, wood hoods are painted maple**

PENINSULA ANGLED CONTEMPORARY WOOD HOOD

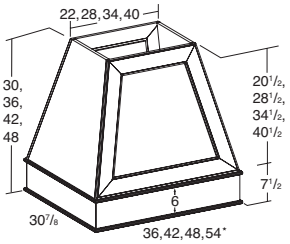

PACWH3630 PACWH3642
PACWH4230 PACWH4242
PACWH4830 PACWH4842
PACWH5430 PACWH5442

PACWH3636 PACWH3648
PACWH4236 PACWH4248
PACWH4836 PACWH4848
PACWH5436 PACWH5448

* **Actual width dimensions including moulding:**
PACWH36 — 36 7/8″
PACWH42 — 42 7/8″
PACWH48 — 48 7/8″
PACWH54 — 54 7/8″

- Available in cherry, maple, oak and hickory
- **For MDF and Thermofoil door styles, wood hoods are painted maple**

TRANSITIONAL WOOD HOOD

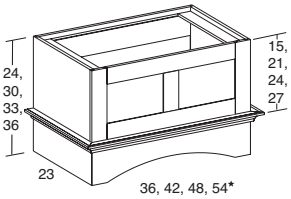

TWH3624 TWH3630 TWH3633 TWH3636
TWH4224 TWH4230 TWH4233 TWH4236
TWH4824 TWH4830 TWH4833 TWH4836
TWH5424 TWH5430 TWH5433 TWH5436

* **Actual width dimensions including moulding:**
TWH36 — 40″
TWH42 — 46″
TWH48 — 52″
TWH54 — 58″

- Plywood construction standard
- Available in Bristol, Hanover, Melrose, Modesto and Sandia door styles only
- Small Cove Moulding (SCVM8) is applied to hood
- A 3″ space is recommended on each side of hood unit for adjacent cabinets or for built-in application, trim side moulding at installation
- **INSET:** Will be FOL in design with the current panel for Hanover door style

CURVED CONTEMPORARY WOOD HOOD

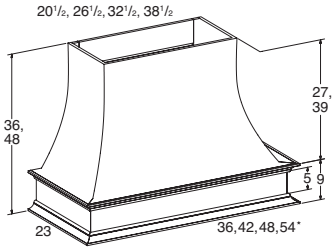

CCWH3636 **CCWH3648**
CCWH4236 **CCWH4248**
CCWH4836 **CCWH4848**
CCWH5436 **CCWH5448**

* **Actual width dimensions including moulding:**
CCWH36 — 40″
CCWH42 — 46″
CCWH48 — 52″
CCWH54 — 58″

- Use with CMNY36P, CMNY42P, CMNY48P, CMNY54P
- Small Cove Moulding (SCVM8) is applied to hood for a clean "finished" look
- No extended heights
- **For MDF and Thermofoil door styles, wood hoods are painted maple**

DESIGNER CURVED CONTEMPORARY WOOD HOOD

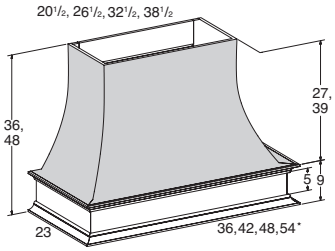

CCWH3636D **CCWH3648D**
CCWH4236D **CCWH4248D**
CCWH4836D **CCWH4848D**
CCWH5436D **CCWH5448D**

* **Actual width dimensions including moulding:**
CCWH36D — 40″
CCWH42D — 46″
CCWH48D — 52″
CCWH54D — 58″

- Use with CMNY36D, CMNY42D, CMNY48D, CMNY54D
- Small Cove Moulding (SCVM8) is applied to hood for a clean "finished" look
- No extended heights
- Shaded area is maple plywood, may have overspray from finishing and allows for field application of paints, tile or other decorative material; staining is NOT recommended
- This product will not be covered under warranty once alterations of any kind have been made
- **For MDF and Thermofoil door styles, wood hoods are painted maple**

INTEGRAL WOOD HOODS

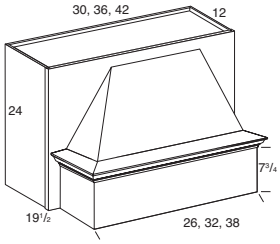

Plain Integral Wood Hood

IWH3024P
IWH3624P
IWH4224P

- Designed for installation between standard depth wall cabinets
- **For MDF and Thermofoil door styles, hoods are painted maple**

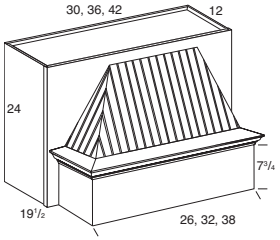

Beaded Integral Wood Hood

IWH3024B
IWH3624B
IWH4224B

- Designed for installation between standard depth wall cabinets
- **For MDF and Thermofoil door styles, hoods are painted maple**

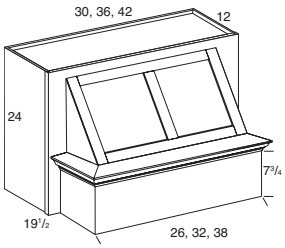

Integral Wood Hood

IWH3024
IWH3624
IWH4224

- Designed for installation between standard depth wall cabinets
- **For MDF and Thermofoil door styles, hoods are painted maple**

MANTLE STYLE INTEGRAL WOOD HOODS

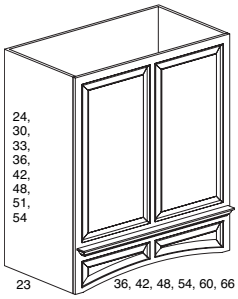

IWHM4248 RP CM NAV

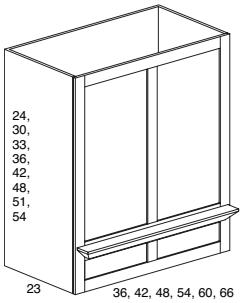

IWHM4248 FP SCM NSV

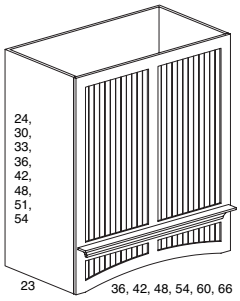

IWHM4248 BP SCVM8 NAV

IWHM3624
IWHM4224
IWHM4824
IWHM5424
IWHM6024
IWHM6624

IWHM3630
IWHM4230
IWHM4830
IWHM5430
IWHM6030
IWHM6630

IWHM3633
IWHM4233
IWHM4833
IWHM5433
IWHM6033
IWHM6633

IWHM3636
IWHM4236
IWHM4836
IWHM5436
IWHM6036

IWHM6636
IWHM3642
IWHM4242
IWHM4842
IWHM5442

IWHM3648
IWHM4248
IWHM4848
IWHM5448

IWHM3651
IWHM4251
IWHM4851
IWHM5451

IWHM3654
IWHM4254
IWHM4854

- Available in Raised, Beaded or Flat panel designs; not door style specific
- For Thermofoil or MDF door styles, hood is painted maple
- ¾″ Plywood flush finished ends
- Cabinet does not have top
- Front Only option can be used in wainscot applications
- See page Premier–2–74 for liner, fan and installation information
- For Removable Front option, see Semi-Custom section
- Mantle ledge depth is 3″

3 Panel Styles (Same panel restrictions as Wainscot):
Beaded — BP
Raised — RP
Flat — FP

3 Moulding Options:
SCVM8 — SCVM8
SCM — SCM
CM — CM

2 Valance Options:
Narrow Arch Valance (8¾″) — NAV
Narrow Straight Valance (8¾″) — NSV

	WIDTH		HEIGHT		DEPTH	
	Min.	Max.	Min.	Max.	Min.	Max.

Semi-Custom	APC	BO	CC	ES	FCE	FDBS	FH	FI	FIMD	FO	ID	IF	IME	MFE	MD	MH	MW	P	PCE	RD	RTK	TKA	VTK	WBR	WCM	WS	WTR
FOL/TOL	▲				▲					●				▲					▲								
INS	▲				▲					●				▲					▲								

WOOD HOOD CHIMNEYS

Chimney is 32″ high for use with 10′ ceiling and can be trimmed for 8′ or 9′ ceiling applications. Plywood construction standard. Chimney is not designed to support hood. Finish techniques are not included.

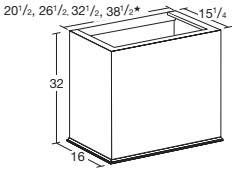

Plain Chimney

CMNY36P
CMNY42P
CMNY48P
CMNY54P

* **Actual width dimensions including moulding:**
CMNY36 — 22″
CMNY42 — 28″
CMNY48 — 34″
CMNY54 — 40″

- Hood must be ordered separately
- Use with CWH36P, CWH42P, CWH48P, CWH54P
- IC3/4 moulding is attached to chimney for decorative purposes
- **For MDF and Thermofoil door styles, chimneys are painted maple**

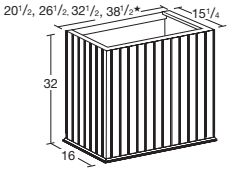

Beaded Chimney

CMNY36B
CMNY42B
CMNY48B
CMNY54B

* **Actual width dimensions including moulding:**
CMNY36 — 22″
CMNY42 — 28″
CMNY48 — 34″
CMNY54 — 40″

- Hood must be ordered separately
- Use with CWH36B, CWH42B, CWH48B, CWH54B
- IC3/4 moulding is attached to chimney for decorative purposes
- **For MDF and Thermofoil door styles, chimneys are painted maple**

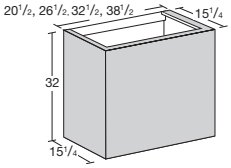

Designer Chimney

CMNY36D
CMNY42D
CMNY48D
CMNY54D

- Hood must be ordered separately
- Use with CWH36D, CWH42D, CWH48D, CWH54D
- Unfinished for field application of paint or other decorative material
- This product will not be covered under warranty once alterations of any kind have been made

PENINSULA WOOD HOOD CHIMNEYS

Chimney is 32″ high for use with 10′ ceiling and can be trimmed for 8′ or 9′ ceiling applications. Plywood construction standard. Chimney is not designed to support hood. Finish techniques are not included.

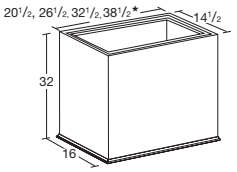

Plain Peninsula Chimney

PCMNY36P
PCMNY42P
PCMNY48P
PCMNY54P

* **Actual width dimensions including moulding:**
PCMNY36 — 22″
PCMNY42 — 28″
PCMNY48 — 34″
PCMNY54 — 40″

- Hood must be ordered separately
- Use with PCWH36P, PCWH42P, PCWH48P, PCWH54P
- IC3/4 moulding is attached to chimney for decorating purposes
- **For MDF and Thermofoil door styles, chimneys are painted maple**

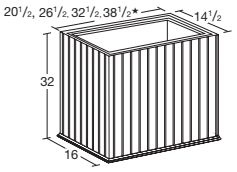

Beaded Peninsula Chimney

PCMNY36B
PCMNY42B
PCMNY48B
PCMNY54B

* **Actual width dimensions including moulding:**
PCMNY36 — 22″
PCMNY42 — 28″
PCMNY48 — 34″
PCMNY54 — 40″

- Hood must be ordered separately
- Use with PCWH36B, PCWH42B, PCWH48B, PCWH54B
- IC3/4 moulding is attached to chimney for decorating purposes
- **For MDF and Thermofoil door styles, chimneys are painted maple**

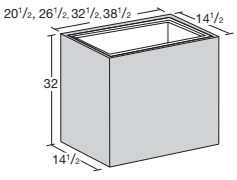

Designer Peninsula Chimney

PCMNY36D
PCMNY42D
PCMNY48D
PCMNY54D

- Hood must be ordered separately
- Use with PCWH36D, PCWH42D, PCWH48D, PCWH54D
- Unfinished for field application of paint or other decorative material
- This product will not be covered under warranty once alterations of any kind have been made

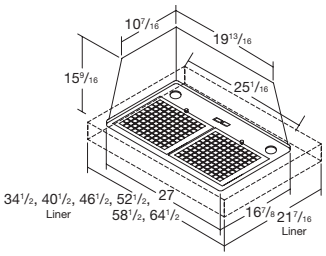

Chimney Wood Hood Fan and Liner Kit

NEW CODE

CWHFLK36
CWHFLK42
CWHFLK48
CWHFLK54R
CWHFLK60
CWHFLK66

34½″ for (ACWH3630, ACWH3636, ACWH3642, ACWH3648, CCWH3630, CCWH3636, CCWH3642, CCWH3648, CWH36P, CWH36B, CWH36D, CWH36PNAV, CWH36BNAV, IWHM3624, IWHM3630, IWHM3636, IWHM3642, IWHM3648, IWHM3654, TWH3624, TWH3630, TWH3633, TWH3636)
40½″ for (ACWH4230, ACWH4236, ACWH4242, ACWH4248, CCWH4230, CCWH4236, CCWH4248, CWH42P, CWH42B, CWH42D, CWH42PNAV, CWH42BNAV, IWHM4224, IWHM4230, IWHM4236, IWHM4242, IWHM4248, IWHM4254, TWH4224, TWH4230, TWH4233, TWH4236)
46½″ for (ACWH4830, ACWH4836, ACWH4842, ACWH4848, CCWH4830, CCWH4836, CCWH4848, CWH48P, CWH48B, CWH48D, CWH48PNAV, CWH48BNAV, IWHM4824, IWHM4830, IWHM4836, IWHM4842, IWHM4848, IWHM4854, TWH4824, TWH4830, TWH4833, TWH4836)
52½″ for (ACWH5430, ACWH5436, ACWH5442, ACWH5448, CCWH5430, CCWH5436, CCWH5442, CCWH5448, CWH54P, CWH54B, CWH54PNAV, CWH54BNAV, IWHM5424, IWHM5430, IWHM5436, IWHM5442, IWHM5448, IWHM5454, TWH5424, TWH5430, TWH5433, TWH5436)
58½″ for (IWHM6024, IWHM6030, IWHM6036)
64½″ for (IWHM6624, IWHM6630, IWHM6636)

- Requires two 50 watt halogen lights
- 710 CFM
- 3 Speed switch
- Aluminum filter
- Sirocco fan unit (weight 35.2 lbs.)
- Noise level = 7 sone at max speed
- 8″ Diameter duct
- Liner and fan have stainless steel finish
- Top access to hood interior is required to complete installation. If not available, consider ordering the hood with the Removable Front option.

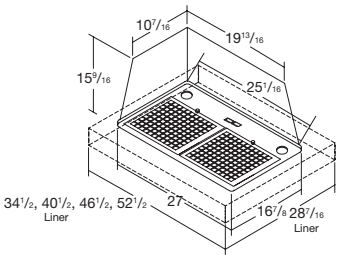

Peninsula Chimney Wood Hood Fan and Liner Kit

PCWHFLK36
PCWHFLK42
PCWHFLK48
PCWHFLK54

34½″ (for PCWH36P, PCWH36B, PCWH36D, PCWH36PNAV, PCWH36BNAV, PACWH36)
40½″ (for PCWH42P, PCWH42B, PCWH42D, PCWH42PNAV, PCWH42BNAV, PACWH42)
46½″ (for PCWH48P, PCWH48B, PCWH48D, PCWH48PNAV, PCWH48BNAV, PACWH48)
52½″ (for PCWH54P, PCWH54B, PCWH54D, PCWH54PNAV, PCWH54BNAV, PACWH54)

- Requires two 50 watt halogen lights
- 650 CFM
- 3 Speed switch
- Aluminum filter
- Sirocco fan unit (weight 35.2 lbs.)
- Noise level = 7 sone at max speed
- 8″ Diameter duct
- Liner and fan have stainless steel finish
- Top access to hood interior is required to complete installation. If not available, consider ordering the hood with the Removable Front option.

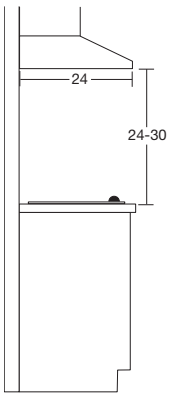

Specification Details for Power Fan Units

Caution: Refer to Peninsula Hood Installation in Installation Manual.
When ordering any wood hood or mantle wood hood, **it is the dealer's responsibility to verify all fire codes in your area** (fire codes vary from state to state and even from city to city). Hoods should be installed at a proper level over the range and installer should account for any special needs for cook tops and grills. Be sure to match hood liner width to ensure proper ventilation. Please note that these are only recommendations and you should always reference local building codes, fire codes and manufacturer specifications for final design/applications. Recommended distance from top of cooking surface to bottom of fan unit is 24″-30″ depending on manufacturer range specifications and depth of cabinets. If installed beyond recommended distance, the fan unit will not perform effectively.

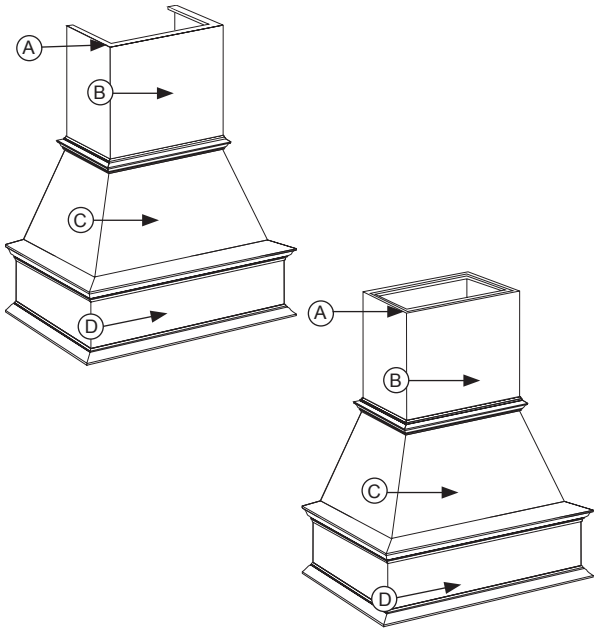

Ⓐ Apply coordinating crown moulding (shown below) to top of chimney for custom built-in appearance.

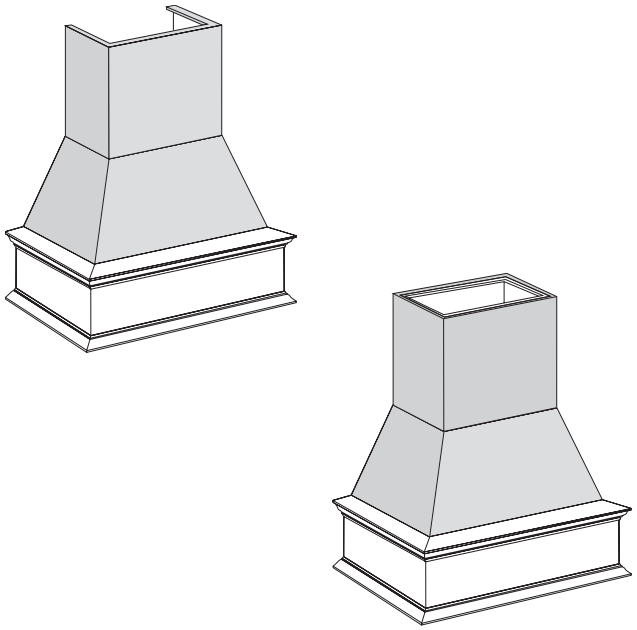

Designer Chimney Hoods were designed for onsite creative applications like those shown at right.

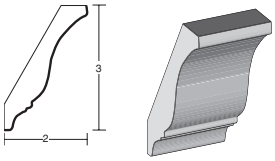

DCM
Decorative Crown Moulding

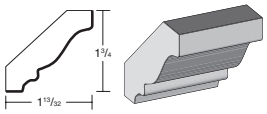

CM
Crown Moulding

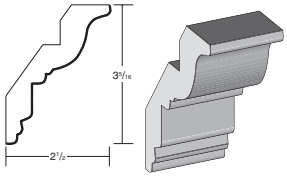

TCM
Traditional Crown Moulding

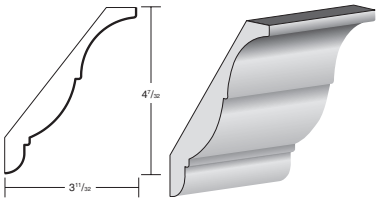

LGCM
Large Crown Moulding

Ⓑ Apply a decorative onlay to chimney for a custom built appearance.



ONLAYAH
Large Acanthus Onlay

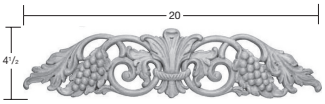

ONLAYGPL
Large Grape Onlay



ONLAYWV
Large Woven Onlay

Ⓒ Apply a decorative onlay to hood for a custom built appearance.



ONLAYAH
Large Acanthus Onlay

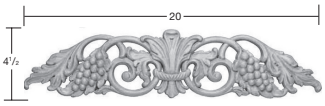

ONLAYGPL
Large Grape Onlay



ONLAYWV
Large Woven Onlay

Ⓓ Apply decorative onlays and mouldings to front of hood for a unique custom built look.



ONLAYAC
Acanthus Onlay



WVR6
Woven Rosettes

Design Tip

See the Moulding Section for more decorative additions.

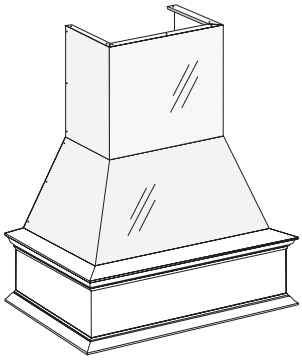

Designer Chimney Hood with Metal Applied

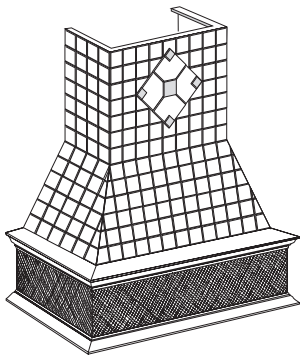

Designer Chimney Hood with Tile and Rattan (RTNPNL) Applied



Designer Chimney Hood with Stucco and Tile Applied



Designer Chimney Hood Stencil Painted with Pierced Acanthus Moulding (PAM4) Applied



Designer Chimney Hood with Onlays from the Acanthus Collection and Paint Applied



Designer Chimney Hood with Grass Cloth, Stucco and Bamboo Applied

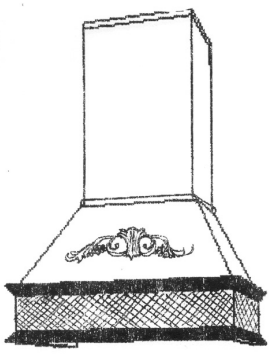

Designer Chimney Hood with Large Grape Onlay (ONLAYGPL),Rattan (RTNPNL) and Paint Applied



Designer Chimney Hood with Paint, Stucco, Stencil and Hand-Painted Tile Applied



Designer Chimney Hood with Stucco and Moulding and Onlays from the Woven Collection Applied



Designer Chimney Hood with Rattan (RTNPNL) and Stencil Applied

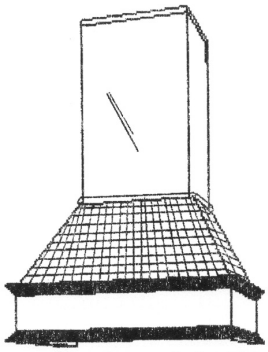

Stainless Designer Chimney Hood with Glass Mosaic Tiles Applied

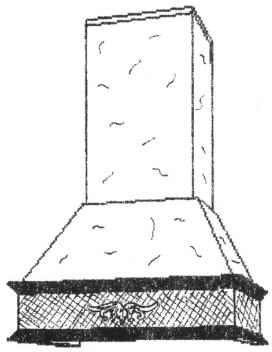

Designer Chimney Hood with Stucco, Rattan (RTNPNL) and Acanthus Onlay (ONLAYAC) Applied

Design Tip

HOODS

For all Wood Hoods and Contemporary Hoods, power fan unit with light (PFU04/PFU02) is required. A ductless conversion kit (DCK04/DCK02) must be ordered if venting inside the home. All hoods have plywood fronts and end panels. Additional moulding may be required to cover bottom plywood edges. Metal liner is sold separately.

WOOD HOODS

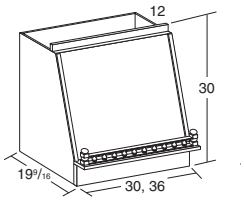

FR

30″ High Wood Hood
WH3030
WH3630

Door Sizes for:

WH3030	TOL	12½″ x 21½″
	FOL	14⅝″ x 23⅛″
WH3630	TOL	15½″ x 21½″
	FOL	17⅝″ x 23⅛″

- Ledge is ¾″ thick and extends 2¾″ from cabinet
- (2) Doors must be ordered separately to field install
- Spindle Rail and Posts are shipped unattached for field installation (optional)
- **Finish techniques are not included**
- **Not available in MDF and Thermofoil door styles**

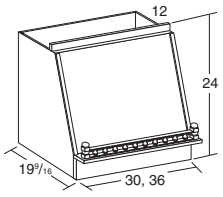

FR

24″ High Wood Hood
WH3024
WH3624

Door Sizes for:

WH3024	TOL	12½″ x 15½″
	FOL	14⅝″ x 17⅛″
WH3624	TOL	15½″ x 15½″
	FOL	17⅝″ x 17⅛″

- Ledge is ¾″ thick and extends 2¾″ from cabinet
- (2) Doors must be ordered separately to field install
- Spindle Rail and Posts are shipped unattached for field installation (optional)
- **Finish techniques are not included**
- **Not available in MDF and Thermofoil door styles**

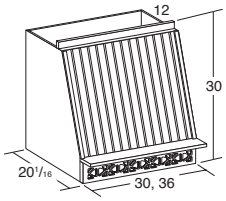

30″ High Fret Wood Hood
FWH3030
FWH3630

- Ledge is ¾″ thick and extends 2¾″ from cabinet
- **Finish techniques are not included**
- **Not available in MDF and Thermofoil door styles**

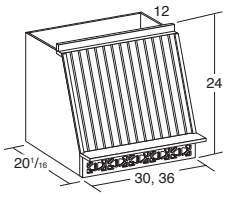

24″ High Fret Wood Hood
FWH3024
FWH3624

- Ledge is ¾″ thick and extends 2¾″ from cabinet
- **Finish techniques are not included**
- **Not available in MDF and Thermofoil door styles**

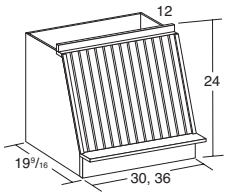

24″ High Beaded Wood Hood
BWH3024
BWH3624

- Ledge is ¾″ thick and extends 2¾″ from cabinet
- **Finish techniques are not included**
- **Not available in MDF and Thermofoil door styles**

CONTEMPORY HOODS

Contemporary Hoods are available in Thermofoil door styles only and are constructed of thermofoiled fiberboard.

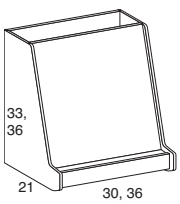

FR

36″ & 33″ High Contemporary Hood
CH3036
CH3033
CH3636
CH3633

FOL Door Sizes for:

CH3036	13⅞″ x 26¼″
CH3033	13⅞″ x 23¼″
CH3636	16⅞″ x 26¼″
CH3633	16⅞″ x 23¼″

- (2) Doors must be ordered separately to field install
- Available in Thermofoil door styles only

CONTEMPORY HOODS (continued)

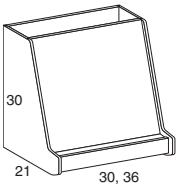

30″ High Contemporary Hood

CH3030
CH3630

FOL Door Sizes for:

CH3030	13⅞″ x 21″
CH3630	16⅞″ x 21″

- (2) Doors must be ordered separately to field install
- Available in Thermofoil door styles only

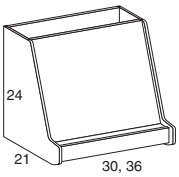

24″ High Contemporary Hood

CH3024
CH3624

FOL Door Sizes for:

CH3024	13⅞″ x 16¼″
CH3624	16⅞″ x 16¼″

- (2) Doors must be ordered separately to field install
- Available in Thermofoil door styles only

HOOD ACCESSORIES

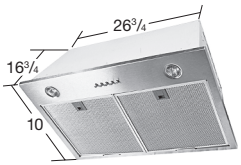

Power Fan Unit (660 CFM)

PFU06

- 660 CFM with 8″ round discharge
- Back draft damper included
- Lighted fan unit with easy clean stainless finish
- Pre-wired for electrical connection
- UL, CUL, HVI certified
- Use in IWH4224P, IWH4224B and IWH4224
- Liner must be ordered separately
- Requires Transition Elbow Duct
- Top access to hood interior is required to complete installation. If not available, consider ordering the hood with the Removable Front option.

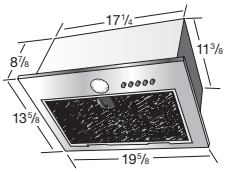

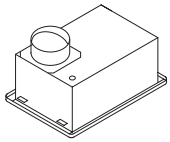

Power Fan Unit (290 CFM)

PFU04

- 290 CFM with 7″ round discharge
- Requires DCK04 ductless conversion kit for in-home venting
- Back draft damper included
- Lighted fan unit with easy clean silver metallic finish
- Pre-wired for electrical connection
- UL, CUL, HVI certified
- Used in all wood hoods on pgs. Premier–2–77 and Premier–2–78 and IWH3624P, IWH3624B, IWH3624, IWH3024P, IWH3024B and IWH3024
- Liner must be ordered separately
- Requires Transition Elbow Duct
- Top access to hood interior is required to complete installation. If not available, consider ordering the hood with the Removable Front option.

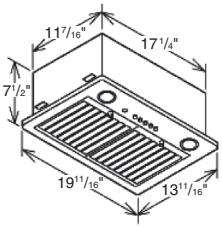

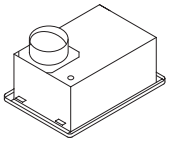

Power Fan Unit (390 CFM)

PFU02

- 390 CFM with 7″ round discharge
- Requires DCK02 ductless conversion kit for in-home venting
- Back draft damper included
- Lighted fan unit with easy clean stainless finish
- Pre-wired for electrical connection
- UL, CUL, HVI certified
- Used in all wood hoods on pgs. Premier–2–77 and Premier–2–78 and IWH3624P, IWH3624B, IWH3624, IWH3024P, IWH3024B and IWH3024
- Liner must be ordered separately
- Requires Transition Elbow Duct
- Top access to hood interior is required to complete installation. If not available, consider ordering the hood with the Removable Front option.

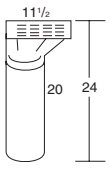

Ductless Conversion Kit

DCK02 (for PFU02)
DCK04 (for PFU04)

- Includes charcoal filter

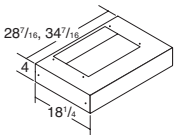

Wood Hood Liner

WHL30
WHL36

- Silver metallic in color
- Use with standard wood hoods on pgs. Premier–2–77 and Premier–2–78

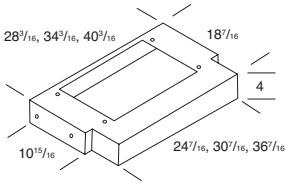

Integral Wood Hood Liner

IWHL30
IWHL36
IWHL42

- Silver metallic in color
- Use with standard Integral Wood Hoods on pg. Premier–2–71
- IWHL42 for use with PFU06 only



Transition Elbow Duct

TED812

- Silver Metallic in color
- Use with PFU06
- 8″ Diameter and 12″ in height
- Adjustable

VENTAHOOD

Wellborn Cabinet, Inc. and Ventahood have partnered to bring you a stylish and contemporary selection of both hoods and accessories. Our partnership allows us to provide you with a larger selection ensuring that you will find the perfect hood for your perfect kitchen. Log onto Direct Connect and place your order today.


















THE VENT-A-HOOD DIFFERENCE

GREASE EXTRACTION

Laboratory testing of competitive units shows that only about 30% of the grease is collected in the filter during typical residential cooking.

MAGIC LUNG® VS OTHER BRANDS

The Magic Lung® centrifugal grease extractor collects 99% of the grease 100% of the time.

EASY TO CLEAN

In other brands, cleaning the grease from behind the filter is nearly impossible. Access is limited by components and sharp protrusions. Even the motor gets greasy.

MAGIC LUNG® VS OTHER BRANDS

The new in-the-shield grease tray makes routine cleaning easier than ever. If desired, the Magic Lung® Blower comes apart for easy cleaning in soapy water or a dishwasher.

QUIET & POWERFUL

Variable speed blowers in competitve units become louder and louder as CFM increases.

MAGIC LUNG® VS OTHER BRANDS

Each Magic Lung® blower supplies 300 CFM of air flow – combining multiple blowers will meet any air flow requirement without increasing the noise level.

FIRE SAFETY

Cooking fires are the leading cause of home fires (150,000 per year – NFPA). Filters are flammable and can sustain a secondary fire near the inlet to the blower leading to a duct fire. Fire insurance claims against filtered hoods are common.

MAGIC LUNG® VS OTHER BRANDS

The Magic Lung® Constant-Speed Blower is designed to keep grease and flame from entering a duct. In over 80 years, Vent-A-Hood has never received a report of an attic or wall fire when the Magic Lung® has been in use.

EFFICIENT

Filters in competitive units obstruct air flow and spoil the collector properties of the canopy.

MAGIC LUNG® VS OTHER BRANDS

A range hood equipped with the Magic Lung® blower system is a wide open, active collector that invites contaminants in. A proper collector is the most critical element for good cooking ventilation and requires 1/3 less air flow than a filter-style range hood.

WARRANTY

5 YEAR WARRANTY — MAGIC LUNG® VS OTHER BRANDS — 1 YEAR WARRANTY

We've got you covered with the best warranty in the industry. Vent-A-Hood has long been the most respected name in ventilation. Our products are guaranteed to work and we stand on over 80 years of manufacturing in the highest quality ventilation products. Our family is devoted to your satisfaction.

Vent-A-Hood®

PRH9 under cabinet range hood – 21" deep and 9" tall

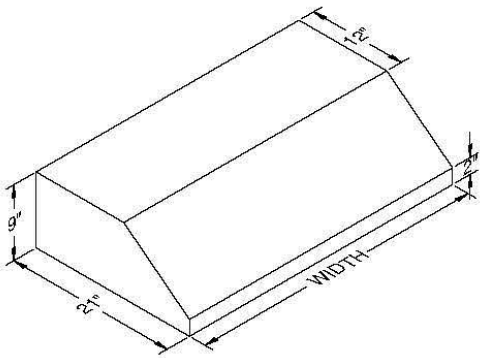

Model	Width	Color	CFM	Duct	List Price
PRH9-130SS	30"	SS	300	6"	3,036
PRH9-130BL	30"	Black	300	6"	2,393
PRH9-136SS	36"	SS	300	6"	3,036
PRH9-136BL	36"	Black	600	8"	2,393
PRH9-230SS	30"	SS	600	8"	4,214
PRH9-236SS	36"	SS	600	8"	4,214
PRH9-242SS	42"	SS	600	8"	4,607
PRH9-248SS	48"	SS	600	8"	4,750

NPH9 under cabinet range hood – 21" deep and 9" tall

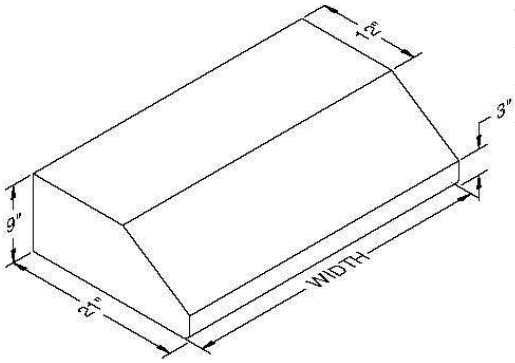

Model	Width	Color	CFM	Duct	List Price
NPH9-130SS	30"	SS	300	6"	3,821
NPH9-136SS	36"	SS	300	6"	3,821
NPH9-230SS	30"	SS	600	8"	5,036
NPH9-236SS	36"	SS	600	8"	5,036

SLH9 under cabinet range hood – 21" deep and 9" tall

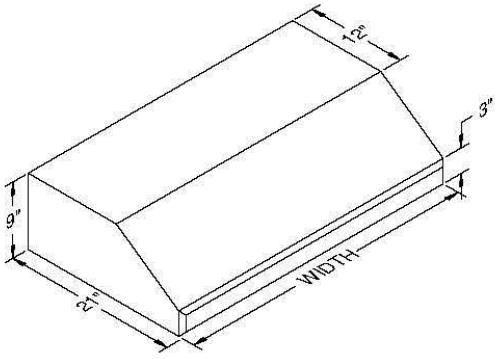

Model	Width	Color	CFM	Duct	List Price
SLH9-130SS	30"	SS	300	6"	3,821
SLH9-136SS	36"	SS	300	6"	3,821
SLH9-230SS	30"	SS	600	8"	5,036
SLH9-236SS	36"	SS	600	8"	5,036

BHSLD wall mount liner inserts – 19 1/4" deep and 12" tall

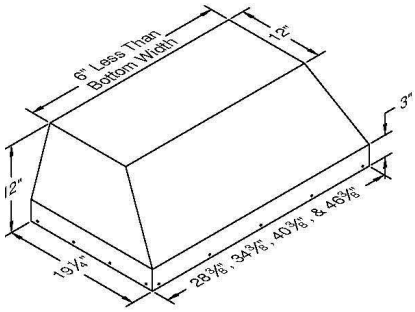

*FILLER STRIP

Model	Width	Color	CFM	Duct	List Price
BH128SLDSS	28 3/8"	SS	300	6"	3,357
*FS-28	28 3/8"	SS			79
BH134SLDSS	34 3/8"	SS	300	6"	3,357
*FS-34	34 3/8"	SS			86
BH140SLDSS	40 3/8"	SS	300	6"	3,679
*FS-40	40 3/8"	SS			93
BH228SLDSS	28 3/8"	SS	600	8"	4,536
*FS-28	28 3/8"	SS			79
BH234SLDSS	34 3/8"	SS	600	8"	4,536
*FS-34	34 3/8"	SS			86
BH240SLDSS	40 3/8"	SS	600	8"	4,857
*FS-40	40 3/8"	SS			93
BH246SLDSS	46 3/8"	SS	600	8"	5,250
*FS-46	46 3/8"	SS			100
BH252SLDSS	52 3/8"	SS	600	8"	9,250
*FS-52	52 3/8"	SS			107

BHPSLD wall mount liner inserts – 22 1/2" deep and 12" tall

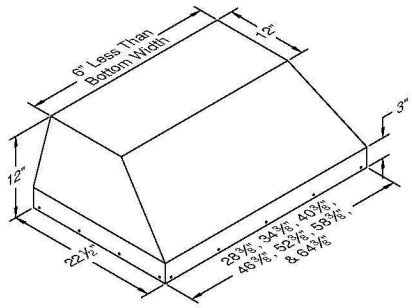

Model	Width	Color	CFM	Duct	List Price
BH228PSLDSS	28 3/8"	SS	600	8"	4,571
BH234PSLDSS	34 3/8"	SS	600	8"	4,571
BH240PSLDSS	40 3/8"	SS	600	8"	4,893
BH246PSLDSS	46 3/8"	SS	600	8"	5,250
BH346PSLDSS	46 3/8"	SS	900	6" & 8"	6,964
BH352PSLDSS	52 3/8"	SS	900	6" & 8"	8,214
BH452PSLDSS	52 3/8"	SS	1200	8" & 8"	9,393
BH458PSLDSS	58 3/8"	SS	1200	8" & 8"	10,464
BH464PSLDSS	64 3/8"	SS	1200	8" & 8"	11,143

Use VP562 transition (optional) on 900 CFM model to combine outlets into a single 10" duct
Use VP563 transition (optional) on 1200 CFM model to combine outlets into a single 12" duct

BHPSLB wall mount liner inserts – 22 1/2" deep and 12" tall

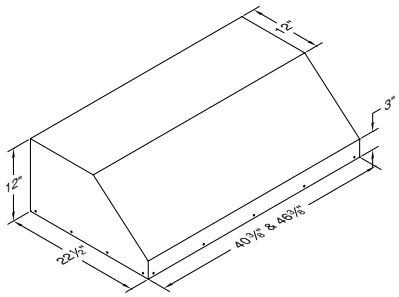

Model	Width	Color	CFM	Duct	List Price
BH340PSLBSS	40 3/8"	SS	900	6" & 8"	6,607
BH446PSLBSS	46 3/8"	SS	1200	8" & 8"	8,143

Use VP562 transition (optional) on 900 CFM model to combine outlets into a single 10" duct
Use VP563 transition (optional) on 1200 CFM model to combine outlets into a single 12" duct

THSLE island liner inserts

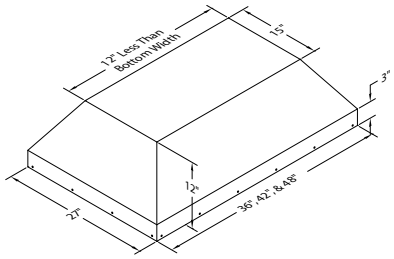

Model	Width	Color	CFM	Duct	List Price
TH236SLESS	36"	SS	550	8”	7,643
TH242SLESS	42"	SS	550	8”	7,857

VP565 transition to 8” round included.

PRH18 wall mount range hood – 24” deep and 18” tall

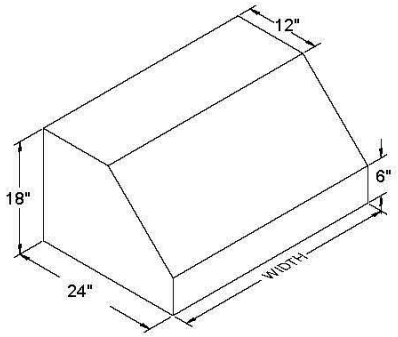

Model	Width	Color	CFM	Duct	List Price
PRH18-130SS	30”	SS	300	6”	4,929
PRH18-136SS	36”	SS	300	6”	5,000
PRH18-230SS	30”	SS	600	8”	6,107
PRH18-236SS	36”	SS	600	8”	6,179
PRH18-242SS	42”	SS	600	8”	6,607
PRH18-248SS	48”	SS	600	8”	6,893
PRH18-348SS	48”	SS	900	6” & 8”	8,607
PRH18-448SS	48”	SS	1200	8” & 8”	9,821

See Duct Cover Options on Next Page

Use VP562 transition (optional) on 900 CFM model to combine outlets into a single 10” duct
Use VP563 transition (optional) on 1200 CFM model to combine outlets into a single 12” duct

BQPRXH18 wall mount range hood – 30” deep and 18” tall

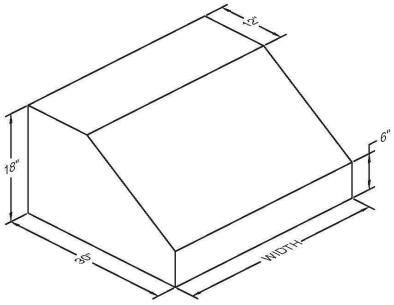

Model	Width	Color	CFM	Duct	List Price
BQPRXH18-448-SS	48”	SS	1200	8” & 8"	12,500
BQPRXH18-460-SS	60”	SS	1200	8” & 8"	14,643

See Duct Cover Options on Next Page

Use VP562 transition (optional) on 900 CFM model to combine outlets into a single 10” duct
Use VP563 transition (optional) on 1200 CFM model to combine outlets into a single 12” duct

NPH18 wall mount range hood – 24" deep and 18" tall

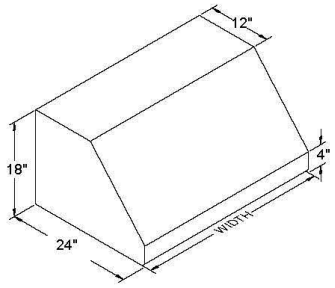

Model	Width	Color	CFM	Duct	List Price
NPH18-236SS	36"	SS	600	8"	7,393
NPH18-236HSS*	36"	SS	600	8"	8,500

* INCLUDES WARMING LIGHT BAR

See Duct Cover Options Below

SLH18 wall mount range hood – 24" deep and 18" tall

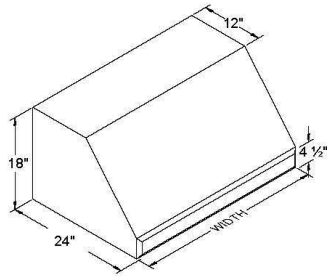

Model	Width	Color	CFM	Duct	List Price
SLH18-236	36"	SS	600	8"	7,393

See Duct Cover Options Below

duct covers for PRH18, PRXH18, NPH18 and SLH18

Model	Dimensions	Ceiling Height	List Price
WDC-30SS	30"W X 12"D X 12"H	8'	1,857
WDC-36SS	36"W X 12"D X 12"H	8'	2,000
WDC-36/24SS	36"W X 12"D X 24"H	9'	2,929

Custom Sized Duct Covers Available

JDH/C2 WALL MOUNT RANGE HOOD – 24" DEEP AND 30" TALL

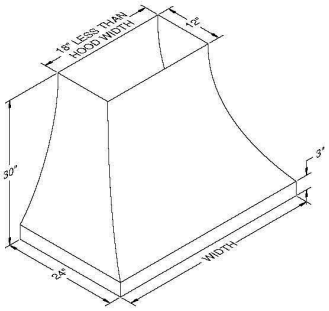

Model	Width	Color	CFM	Duct	List Price
JDH236/C2SS	36"	SS	600	8"	12,214
JDH242/C2SS	42"	SS	600	8"	13,000

PDH14 euro style wall mount hood – 21" deep and 14" tall

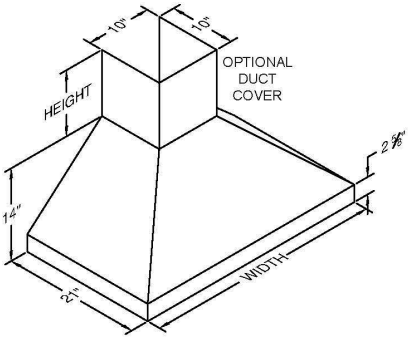

Model	Width	Color	CFM	Duct	List Price
PDH14-130SS	30"	SS	300	6"	6,286
PDH14-136SS	36"	SS	300	6"	6,393
PDH14-236SS	36"	SS	600	8"	7,571

Duct Covers:

Model	Dimensions	Ceiling Height	List Price
WDC-10/22SS	10"W X 10"D X 22"H	8'	1,571
WDC-10/34SS	10"W X 10"D X 34"H	9'	1,821

EPH18 euro style wall mount hood – 24" deep and 18" tall

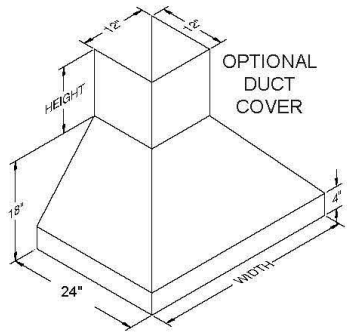

Model	Width	Color	CFM	Duct	List Price
EPH18-236SS	36"	SS	600	8"	8,857
EPH18-242SS	42"	SS	600	8"	9,357
EPH18-248SS	48"	SS	600	8"	9,607

Duct Covers:

Model	Dimensions	Ceiling Height	List Price
WDC-12/12SS	12"W X 12"D X 12"H	8'	1,393
WDC-12/24SS	12"W X 12"D X 24"H	9'	1,714
WDC-12/36SS	12"W X 12"D X 36"H	10'	2,000

NEPH18 euro style wall mount hood – 24" deep and 18" tall

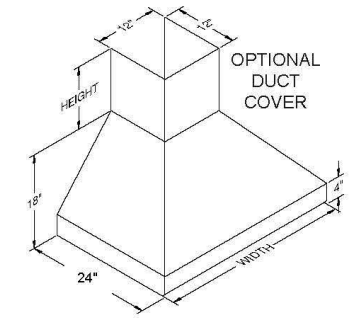

Model	Width	Color	CFM	Duct	List Price
NEPH18-236SS	36"	SS	600	8"	9,500

Duct Covers:

Model	Dimensions	Ceiling Height	List Price
WDC-12/12SS	12"W X 12"D X 12"H	8'	1,393
WDC-12/24SS	12"W X 12"D X 24"H	9'	1,714
WDC-12/36SS	12"W X 12"D X 36"H	10'	2,000

EPIH18 euro style island hood – 30" deep and 18" tall

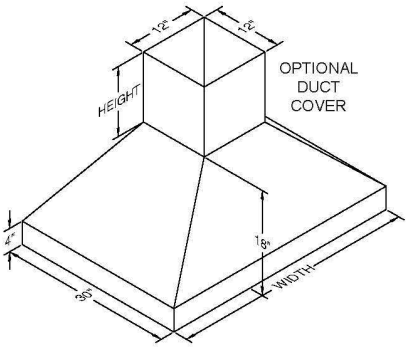

Model	Width	Color	CFM	Duct	List Price
EPIH18-242SS	42"	SS	550	8"	12,214
EPIH18-248SS	48"	SS	550	8"	12,893

VP565 transition to 8" round included.

Duct Covers:

Model	Dimensions	Ceiling Height	List Price
IDC-12/12SS	12"W X 12"D X 12"H	8'	1,429
IDC-12/24SS	12"W X 12"D X 24"H	9'	1,750
IDC-12/36SS	12"W X 12"D X 36"H	10'	2,107

K SERIES FEATURES:

- 250 CFM (375 Equivalent)
- Back Vent or Top Vent
- Efficient
- Easy cleaning
- 50 watt halogen lights feature a dual switch for dimming to 25 watts
- Equipped with the SensaSource® heat sensor
- One year warranty
- Designed for light to moderate cooking

KHSLD wall mount liner inserts – 18" deep and 6" tall

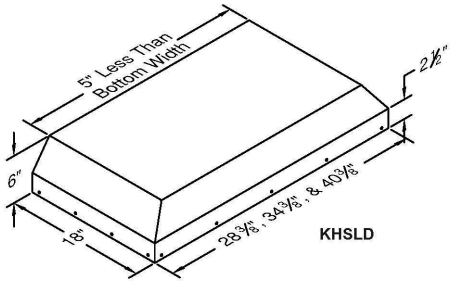

Model	Width	Color	CFM	Duct	List Price
KH28SLDSS	28 3/8"	SS	250	3 1/4" X 10" Vertical or Horizontal	1,929
KH34SLDSS	34 3/8"	SS	250		1,929
KH40SLDSS	40 3/8"	SS	250		2,250

Optional Trim Kits (SS):

Model	Description	List Price
TKK28SLDSS	Trim Kit for KH28SLD-SS	64
TKK34SLDSS	Trim Kit for KH34SLD-SS	64
TKK40SLDSS	Trim Kit for KH40SLD-SS	68

PRH6–K under cabinet range hood– 19 1/2" deep and 6" tall

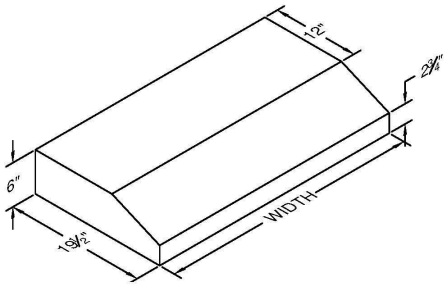

Model	Width	Color	CFM	Duct	List Price
PRH6-K30BL	30"	Black	250	3 1/4" X10" Vertical or Horizontal	1,643
PRH6-K30SS	30"	SS	250		2,036
PRH6-K36BL	36"	Black	250		1,643
PRH6-K36SS	36"	SS	250		2,036

SLH6–K under cabinet range hood– 19 1/2" deep and 6" tall

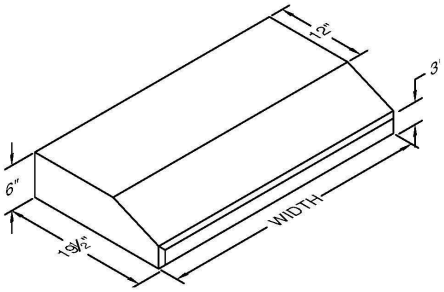

Model	Width	Color	CFM	Duct	List Price
SLH6-K30SS	30"	SS	250	3 1/4" X 10" Vertical or Horizontal	2,036
SLH6-K30WH	30"	White	250		1,643
SLH6-K30BL	30"	Black	250		1,643
SLH6-K36SS	36"	SS	250		2,036
SLH6-K36WH	36"	White	250		1,643
SLH6-K36BL	36"	Black	250		1,643

STOCK ITEM CATALOG

WALL LOUVER

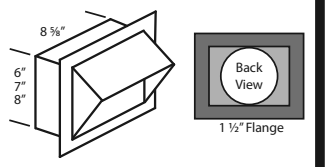

MODEL	DESCRIPTION	LIST PRICE
VP526	6" Round	221
VP527	7" Round	221
VP528	8" Round	221

WALL LOUVER

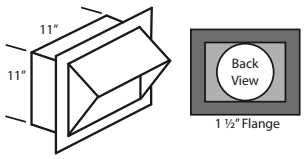

MODEL	DESCRIPTION	LIST PRICE
VP554	10" Round	379

WALL LOUVER

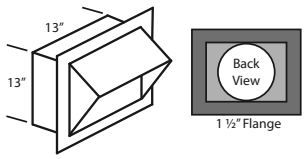

MODEL	DESCRIPTION	LIST PRICE
VP555	12" Round	379

RECTANGULAR WALL LOUVER

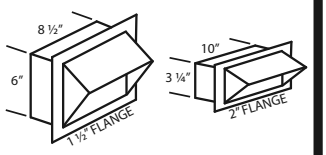

MODEL	DESCRIPTION	LIST PRICE
VP538	6" x 8-1/2"	221
VP560	3-1/4" x 10"	193

LOW PROFILE ROOF JACK (MAXIMUM 4/12 PITCH)

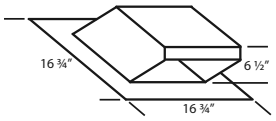

MODEL	DESCRIPTION	LIST PRICE
VP539	6" Round	268
VP540	7" Round	268
VP541	8" Round	268

LOW PROFILE ROOF JACK (MAXIMUM 4/12 PITCH)

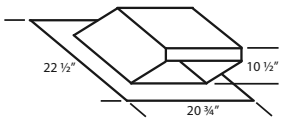

MODEL	DESCRIPTION	LIST PRICE
VP552	10" Round	371
VP553	12" Round	371

LOW PROFILE ROOF JACK (MINIMUM 4/12 PITCH)

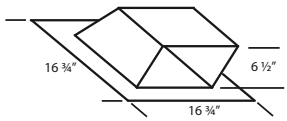

MODEL	DESCRIPTION	LIST PRICE
VP539-HP	6" Round	268
VP540-HP	7" Round	268
VP541-HP	8" Round	268

LOW PROFILE ROOF JACK (MINIMUM 4/12 PITCH)

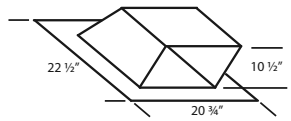

MODEL	DESCRIPTION	LIST PRICE
VP552-HP	10" Round	371
VP553-HP	12" Round	371

MULTI-BLOWER TRANSITION

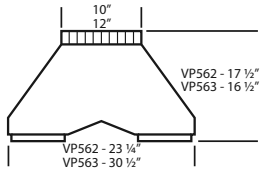

MODEL	DESCRIPTION	LIST PRICE
VP562	6" & 8" to 10"	554
VP563	8" & 8" to 12"	554

BACK/SIDE VENT ELBOW

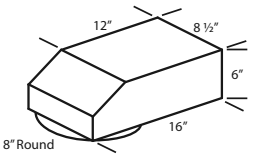

MODEL	DESCRIPTION	LIST PRICE
VP561	8" to 6" x 8-1/2"	93

3 ¼" x 10" TO 7" TRANSITION

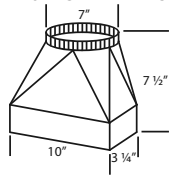

MODEL	DESCRIPTION	LIST PRICE
VP521	3-1/4" x 10 to 7"	93

MOTORS

PART NO.	DESCRIPTION	LIST PRICE
P1301-1	SINGLE SPEED WHITE MOTOR (CW)	307
P1301-2	TWO SPEED WHITE MOTOR (CW)	307
P1302-1	BLACK MOTOR (CCW)	307
P1315	K SERIES MOTOR	368
P1900	ADAPTER (AMP PLUG/TWO PRONG PLUG)	14

BLOWER WHEELS

PART NO.	DESCRIPTION	LIST PRICE
P1305	WHITE BLOWER WHEEL (CW)	75
P1306	BLACK BLOWER WHEEL (CCW)	75
P1307	K SERIES BLOWER WHEEL	75

BLOWER HOUSINGS

PART NO.	DESCRIPTION	LIST PRICE
P1029E	B100/T200 BLOWER HSG w/DAMPER	207
P1028E	B200/T400 BLOWER HSG w/DAMPERS	396
P1030E	T200 REVERSE HSG w/DAMPER	207

BLOWER SHIELDS

PART NO.	DESCRIPTION	LIST PRICE
P1027E	B100/T200 SHIELD (STAINLESS)	71
P1026E	B200/T400 SHIELD (STAINLESS)	93

SWITCHES AND CONTROLS

PART NO.	DESCRIPTION	LIST PRICE
P1430	SWITCH FOR SINGLE SPEED WHITE MOTOR	15
P1431	SWITCH FOR SINGLE SPEED BLACK MOTOR	15
P1433	SWITCH FOR TWO SPEED WHITE MOTOR	19
P1434	SWITCH FOR HALOGEN LIGHTS	19

LIGHT BULBS

PART NO.	DESCRIPTION	LIST PRICE
P1110	GU10 HALOGEN BULB, 50 WATT	41
P1130	PAR20 HALOGEN BULB, 50 WATT	41

LIGHT FIXTURE COMPONENTS

PART NO.	DESCRIPTION	LIST PRICE
P1105	FS-2 STARTER	8
P1123	PAR20 HALOGEN LAMP SOCKET	15
P1124	GU10 HALOGEN LAMP SOCKET	24

BACK DRAFT DAMPERS

PART NO.	DESCRIPTION	LIST PRICE
P1031	NYLON POLYMER DAMPER	19

OTHER MISCELLANEOUS ITEMS

PART NO.	DESCRIPTION	LIST PRICE
SS KIT	STAINLESS STEEL SCRATCH REPAIR KIT	30
SS64	STAINLESS STEEL MAGIC (CAN)	45
AW101	"T" HANDLE 1/8" HEX WRENCH	38

WALL ACCESSORIES

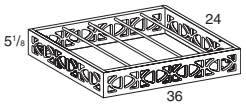

Hanging Pot Rack

HPR3624

- Rack is ¾″ solid wood
- Mounting hardware not included
- Mounting rods are ¾″ dowel
- **Finish techniques are not included**



Light Box

LB3624

- ¾″ solid wood
- Suspension hardware and light fixture are not included
- **Finish techniques are not included**

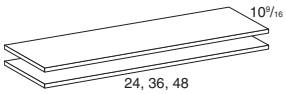

Plywood Shelf Kit

PS24KIT
PS36KIT
PS48KIT

- 2 Shelves and shelf clips
- Shelves are ¾″ veneered plywood with a natural finish
- Edge banded on one side
- Fits standard base and wall cabinets
- **Not available in MDF and Thermofoil door styles**
- More sizes available in the Replacement Shelves section

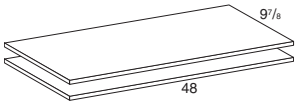

Peninsula Plywood Wall Shelf Kit

PPWSKIT

- 2 Shelves and shelf clips
- Shelves are ¾″ veneered plywood with a natural finish
- Edge banded on both long sides for peninsula wall cabinets
- **Not available in MDF and Thermofoil door styles**
- More sizes available in the Replacement Shelves section

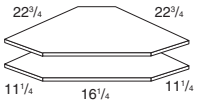

Diagonal Corner Plywood Shelf Kit

DCPSKIT

- 2 Shelves
- Use shelf clips from existing cabinet
- Shelves are ¾″ veneered plywood with a natural finish
- Edge banded on front edge
- **Not available in MDF and Thermofoil door styles**
- More sizes available in the Replacement Shelves section

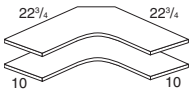

Easy Reach Corner Plywood Shelf Kit

ERCPSKIT

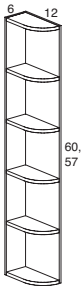

Left Shown

60″ & 57″ High Whatnot Shelves

WN60
WN57

- L or R reversibility
- 5½″ Corner radius
- ¾″ Solid wood shelves
- Square Top and Bottom Shelf available in the Semi-Custom Program
- ID/RD options change depth only - width will not change
- WN60 has 11⅛″ space between shelves
- WN57 has 10½″ space between shelves
- WN54 has 12 5/16″ space between shelves
- WN51 has 11 13/16″ space between shelves
- WN48 has 11 1/16″ space between shelves
- WN42 has 9 5/16″ space between shelves
- WN39 has 8 13/16″ space between shelves
- **Finish techniques are not included**
- **For Thermofoil door styles, shelves are thermofoiled fiberboard**
- **For MDF door styles, shelves are painted maple**

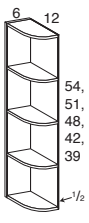

Left Shown

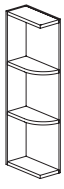

Square Top/Bottom Option Available

54″, 51″, 48″, 42″ & 39″ High Whatnot Shelves

WN54
WN51
WN48
WN42
WN39

	WIDTH		HEIGHT		DEPTH	
	Min.	Max.	Min.	Max.	Min.	Max.

Semi-Custom	APC	BO	CC	ES	FCE	FDBS	FH	FI	FIMD	FO	ID	IF	IME	MFE	MD	MH	MW	P	PCE	RD	RTK	TKA	VTK	WBR	WCM	WS	WTR
FOL/TOL	▲							▲			●								▲	●							
INS	▲							▲			●								▲	●							

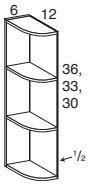

Left Shown

36", 33" & 30" High Whatnot Shelves

WN36
WN33
WN30

- L or R reversibility
- 5½" Corner radius
- ¾" Solid wood shelves
- Square Top and Bottom Shelf available in the Semi-Custom Program
- ID/RD options change depth only - width will not change
- WN36 has 11" space between shelves
- WN33 has 10" space between shelves
- WN30 has 9" space between shelves
- WN27 has 12⅜" space between shelves
- WN24 has 10⅞" space between shelves
- **Finish techniques are not included**
- **For Thermofoil door styles, shelves are thermofoiled fiberboard**
- **For MDF door styles, shelves are painted maple**

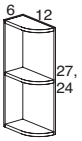

Left Shown

27" & 24" High Whatnot Shelves

WN27
WN24

	WIDTH		HEIGHT		DEPTH	
	Min.	Max.	Min.	Max.	Min.	Max.

Semi-Custom	APC	BO	CC	ES	FCE	FDBS	FH	FI	FIMD	FO	ID	IF	IME	MFE	MD	MH	MW	P	PCE	RD	RTK	TKA	VTK	WBR	WCM	WS	WTR
FOL/TOL	▲							▲			●								▲	●							
INS	▲							▲			●								▲	●							

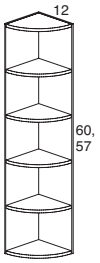

60" & 57" High Wall Whatnot Shelves

WWN60
WWN57

- L or R reversibility
- 12" Depth
- ¾" Plywood shelves
- ID/RD options change width and depth
- Square Top and Bottom Shelf available in the Semi-Custom Program
- WWN60 has 11⅛" space between shelves
- WWN57 has 10½" space between shelves
- WWN54 has 12⁹⁄₁₆" space between shelves
- WWN51 has 11¹³⁄₁₆" space between shelves
- WWN48 has 11⅛" space between shelves
- WWN42 has 9⁹⁄₁₆" space between shelves
- WWN39 has 8¹³⁄₁₆" space between shelves
- WWN36 has 11" space between shelves
- WWN33 has 10" space between shelves
- WWN30 has 9" space between shelves
- WWN27 has 12⅜" space between shelves
- WWN24 has 10⅞" space between shelves
- **Finish techniques are not included**
- **For Thermofoil door styles, shelves are thermofoiled fiberboard**
- **For MDF door styles, shelves are painted maple**

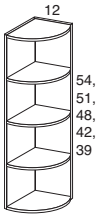

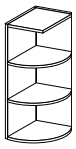
Square Top/Bottom Option Available

54", 51", 48", 42" & 39" High Wall Whatnot Shelves

WWN54
WWN51
WWN48
WWN42
WWN39

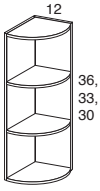

36", 33" & 30" High Wall Whatnot Shelves

WWN36
WWN33
WWN30

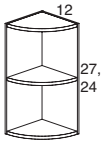

27" & 24" High Wall Whatnot Shelves

WWN27
WWN24

	WIDTH		HEIGHT		DEPTH	
	Min.	Max.	Min.	Max.	Min.	Max.

Semi-Custom	APC	BO	CC	ES	FCE	FDBS	FH	FI	FIMD	FO	ID	IF	IME	MFE	MD	MH	MW	P	PCE	RD	RTK	TKA	VTK	WBR	WCM	WS	WTR
FOL/TOL	▲							▲			●								▲	●							
INS	▲							▲			●								▲	●							

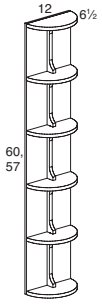

60" & 57"High Peninsula Whatnot Shelves

PWN60
PWN57

- 6½" Depth
- ¾" Plywood shelves
- PWN60 has 11⅛" space between shelves
- PWN57 has 10½" space between shelves
- PWN54 has 12⁹⁄₁₆" space between shelves
- PWN51 has 11¹³⁄₁₆" space between shelves
- PWN48 has 11¹⁄₁₆" space between shelves
- PWN42 has 9⁹⁄₁₆" space between shelves
- PWN39 has 8¹³⁄₁₆" space between shelves
- PWN36 has 11" space between shelves
- PWN33 has 10" space between shelves
- PWN30 has 9" space between shelves
- PWN27 has 12⅜" space between shelves
- PWN24 has 10⅞" space between shelves
- **Finish techniques are not included**
- **For Thermofoil door styles, shelves are thermofoiled fiberboard**
- **For MDF door styles, shelves are painted maple**

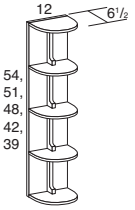

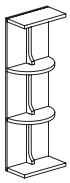

Square Top/Bottom
Option Available

54", 51", 48", 42" & 39" High Peninsula Whatnot Shelves

PWN54
PWN51
PWN48
PWN42
PWN39

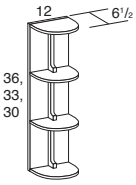

36", 33" & 30" High Peninsula Whatnot Shelves

PWN36
PWN33
PWN30

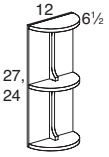

27" & 24" High Peninsula Whatnot Shelves

PWN27
PWN24

	WIDTH		HEIGHT		DEPTH	
	Min.	Max.	Min.	Max.	Min.	Max.

Semi-Custom	APC	BO	CC	ES	FCE	FDBS	FH	FI	FIMD	FO	ID	IF	IME	MFE	MD	MH	MW	P	PCE	RD	RTK	TKA	VTK	WBR	WCM	WS	WTR
FOL/TOL	▲							▲											▲								
INS	▲							▲											▲								

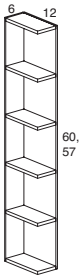

Left Shown

60" & 57" High Square Whatnot Shelves

SWN60
SWN57

- L or R reversibility
- ¾" Solid wood shelves
- ID/RD options change depth only — width will not change
- SWN60 has 11⅛" space between shelves
- SWN57 has 10½" space between shelves
- SWN54 has 12⁹⁄₁₆" space between shelves
- SWN51 has 11¹³⁄₁₆" space between shelves
- SWN48 has 11¹⁄₁₆" space between shelves
- SWN42 has 9⁹⁄₁₆" space between shelves
- SWN39 has 8¹³⁄₁₆" space between shelves
- **Finish techniques are not included**
- **For Thermofoil door styles, shelves are thermofoiled fiberboard**
- **For MDF door styles, shelves are painted maple**

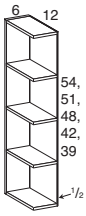

Left Shown

54", 51", 48", 42" & 39" High Square Whatnot Shelves

SWN54
SWN51
SWN48
SWN42
SWN39

	WIDTH		HEIGHT		DEPTH	
	Min.	Max.	Min.	Max.	Min.	Max.

Semi-Custom	APC	BO	CC	ES	FCE	FDBS	FH	FI	FIMD	FO	ID	IF	IME	MFE	MD	MH	MW	P	PCE	RD	RTK	TKA	VTK	WBR	WCM	WS	WTR
FOL/TOL	▲							▲			●								▲	●							
INS	▲							▲			●								▲	●							

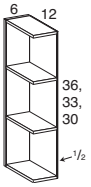

Left Shown

36", 33" & 30" High Square Whatnot Shelves

SWN36
SWN33
SWN30

- L or R reversibility
- ¾" Solid wood shelves
- ID/RD options change depth only — width will not change
- SWN36 has 11" space between shelves
- SWN33 has 10" space between shelves
- SWN30 has 9" space between shelves
- SWN27 has 12⅜" space between shelves
- SWN24 has 10⅞" space between shelves
- **Finish techniques are not included**
- **For Thermofoil door styles, shelves are thermofoiled fiberboard**
- **For MDF door styles, shelves are painted maple**

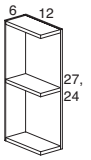

27" & 24" High Square Whatnot Shelves

SWN27
SWN24

	WIDTH		HEIGHT		DEPTH	
	Min.	Max.	Min.	Max.	Min.	Max.

Semi-Custom	APC	BO	CC	ES	FCE	FDBS	FH	FI	FIMD	FO	ID	IF	IME	MFE	MD	MH	MW	P	PCE	RD	RTK	TKA	VTK	WBR	WCM	WS	WTR
FOL/TOL	▲							▲			●								▲	●							
INS	▲							▲			●								▲	●							

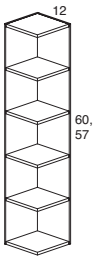

60" & 57" High Wall Square Whatnot Shelves

WSWN60
WSWN57

- L or R reversibility
- ¾" Plywood shelves
- ID/RD options change width and depth of shelf
- WSWN60 has 11⅛" space between shelves
- WSWN57 has 10½" space between shelves
- WSWN54 has 12⅜" space between shelves
- WSWN51 has 11¹³⁄₁₆" space between shelves
- WSWN48 has 11⅛" space between shelves
- WSWN42 has 9⁹⁄₁₆" space between shelves
- WSWN39 has 8¹³⁄₁₆" space between shelves
- WSWN36 has 11" space between shelves
- WSWN33 has 10" space between shelves
- WSWN30 has 9" space between shelves
- WSWN27 has 12⅜" space between shelves
- WSWN24 has 10⅞" space between shelves
- **Finish techniques are not included**
- **For Thermofoil door styles, shelves are thermofoiled fiberboard**
- **For MDF door styles, shelves are painted maple**

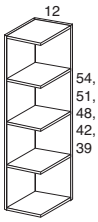

54", 51", 48", 42" & 39" High Wall Square Whatnot Shelves

WSWN54
WSWN51
WSWN48
WSWN42
WSWN39

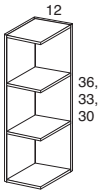

36", 33" & 30" High Wall Square Whatnot Shelves

WSWN36
WSWN33
WSWN30

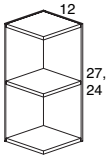

27" & 24" High Wall Square Whatnot Shelves

WSWN27
WSWN24

	WIDTH		HEIGHT		DEPTH	
	Min.	Max.	Min.	Max.	Min.	Max.

Semi-Custom	APC	BO	CC	ES	FCE	FDBS	FH	FI	FIMD	FO	ID	IF	IME	MFE	MD	MH	MW	P	PCE	RD	RTK	TKA	VTK	WBR	WCM	WS	WTR
FOL/TOL	▲							▲			●								▲	●							
INS	▲							▲			●								▲	●							

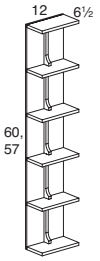

60" & 57" High Peninsula Square Whatnot Shelves

PSWN60
PSWN57

- 6½" Depth
- ¾" Plywood shelves
- PSWN60 has 11⅛" space between shelves
- PSWN57 has 10½" space between shelves
- PSWN54 has 12⁹⁄₁₆" space between shelves
- PSWN51 has 11¹³⁄₁₆" space between shelves
- PSWN48 has 11⅛" space between shelves
- PSWN42 has 9⁹⁄₁₆" space between shelves
- PSWN39 has 8¹³⁄₁₆" space between shelves
- PSWN36 has 11" space between shelves
- PSWN33 has 10" space between shelves
- PSWN30 has 9" space between shelves
- PSWN27 has 12⅜" space between shelves
- PSWN24 has 10⅞" space between shelves
- **Finish techniques are not included**
- **For Thermofoil door styles, shelves are thermofoiled fiberboard**
- **For MDF door styles, shelves are painted maple**

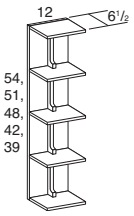

54", 51", 48", 42" & 39" High Peninsula Square Whatnot Shelves

PSWN54
PSWN51
PSWN48
PSWN42
PSWN39

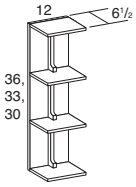

36", 33" & 30" High Peninsula Square Whatnot Shelves

PSWN36
PSWN33
PSWN30

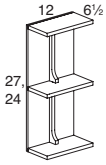

27" & 24" High Peninsula Square Whatnot Shelves

PSWN27
PSWN24

	WIDTH		HEIGHT		DEPTH	
	Min.	Max.	Min.	Max.	Min.	Max.

Semi-Custom	APC	BO	CC	ES	FCE	FDBS	FH	FI	FIMD	FO	ID	IF	IME	MFE	MD	MH	MW	P	PCE	RD	RTK	TKA	VTK	WBR	WCM	WS	WTR
FOL/TOL	▲							▲											▲								
INS	▲							▲											▲								

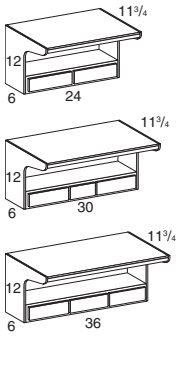

Drawer Shelf Unit

DSU24 (2 drawers)

DSU30 (3 drawers)

DSU36 (3 drawers)

DRAWER FRONT SIDE PROFILE



- ¾" Plywood end panels, top and bottom
- Top unfinished
- Wood drawers with glue and staple construction
- Drawer height is 2⅜"
- Drawer front has a step edge profile that complements door styles, but is not identical
- **Not available in MDF and Thermofoil door styles**
- **INSET:** Not available

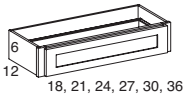

Furniture Drawer Unit

FDU18
FDU21
FDU24
FDU27
FDU30
FDU36

1 Drawer

- All plywood construction with face frame
- Drawer front matches door style
- Cabinet end panels have ¼" reveal
- **For MDF and Thermofoil door styles, Furniture Drawer Units are painted maple**
- **INSET:** One piece design only

	WIDTH		HEIGHT		DEPTH	
	Min.	Max.	Min.	Max.	Min.	Max.
	12"	36"			12"	30"

Semi-Custom	APC	BO	CC	ES	FCE	FDBS	FH	FI	FIMD	FO	ID	IF	IME	MFE	MD	MH	MW	P	PCE	RD	RTK	TKA	VTK	WBR	WCM	WS	WTR
FOL/TOL	▲	●		●	●					●	●			●	●		●		▲							●	
INS	▲	●		●	●					●	●			●	●		●		▲							●	

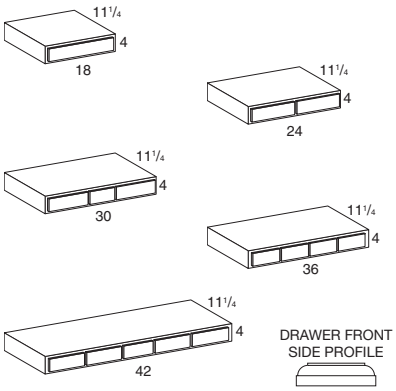

Cassette Drawer Unit

CDU18 (1 drawer)
CDU24 (2 drawers)

CDU30 (3 drawers)

CDU36 (4 drawers)

CDU42 (5 drawers)

- ¾" Finished plywood end panels, top and bottom
- Drawer box is ½" natural finished hardwood
- Drawer front has step edge profile that complements door styles, but is not identical
- Will mount between wall cabinets for shelf design or on Tambour Desk Unit
- **For MDF and Thermofoil door styles, Cassette Drawer Unit is painted maple**
- **INSET:** Not available

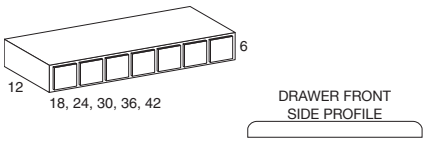

Drawer Unit

DU18 (3 drawers)
DU24 (4 drawers)
DU30 (5 drawers)
DU36 (6 drawers)
DU42 (7 drawers)

- ¾" Finished plywood end panels, top and bottom
- Drawer box is ½" natural finished plywood
- Drawer front has eased edge profile that complements door styles, but is not identical
- Will mount between wall cabinets for shelf design or on Tambour Desk Unit
- **Not for vertical applications**
- **For MDF and Thermofoil door styles, Drawer Unit is painted maple**
- **INSET:** Will be FOL in design

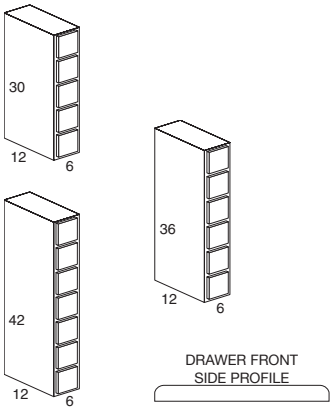

Spice Drawer Wall Cabinet

SDWC630 (5 drawers)

SDWC636 (6 drawers)

SDWC642 (7 drawers)

- Sides, top and bottom have ¾" plywood frameless construction
- Drawers are ½" plywood with natural finish
- Drawer fronts have an eased edge profile that complements door styles, but is not identical
- Cabinet has finished plywood ends
- Not for horizontal applications
- **For MDF and Thermofoil door styles, cabinet is painted maple**
- **INSET:** Will be FOL in design

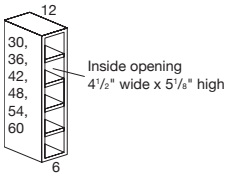

Wall Open Shelf Cabinet

WOSC630 (5 shelves)
WOSC636 (6 shelves)
WOSC642 (7 shelves)
WOSC648 (8 shelves)
WOSC654 (9 shelves)
WOSC660 (10 shelves)

- ¾" Plywood top, sides, bottom and back
- Frameless construction
- Can be used for vertical or horizontal applications
- **Finish techniques are not included**
- **For MDF and Thermofoil door styles, Wall Open Shelf Cabinet is painted maple**

WIDTH		HEIGHT		DEPTH	
Min.	Max.	Min.	Max.	Min.	Max.
6"	9"			4½"	30"

Semi-Custom	APC	BO	CC	ES	FCE	FDBS	FH	FI	FIMD	FO	ID	IF	IME	MFE	MD	MH	MW	P	PCE	RD	RTK	TKA	VTK	WBR	WCM	WS	WTR
FOL/TOL		▲						▲							●		●										
INS		▲						▲							●		●										

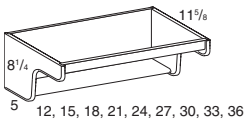

Contemporary Condiment Shelf

CCS12 **CCS27**
CCS15 **CCS30**
CCS18 **CCS33**
CCS21 **CCS36**
CCS24

- ¾" Solid wood ends, shelf and rail
- Back is ¼" plywood
- No top
- Top and bottom of shelf is finished
- **Finish techniques are not included**
- **For MDF and Thermofoil door styles, shelf is painted maple**

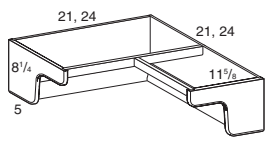

Corner Contemporary Condiment Shelf

CCCS2121
CCCS2424

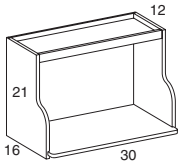

Appliance Cabinet

AC30

- ¾″ Finished plywood end panels, interior, top and bottom
- **Finish techniques are not included**
- **For MDF and Thermofoil door styles, Appliance Cabinet is painted maple**

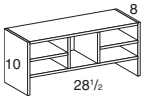

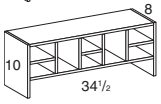

Organizer Unit

OU28.5 (fits inside 30″ wide WCM cabinets)

OU34.5 (fits inside 36″ wide WCM cabinets)

- ½″ Solid wood
- Will mount underneath wall cabinet or inside Tambour Roll Top Desk Unit
- Finished interior, top and end panels
- **Finish techniques are not included**
- **For MDF and Thermofoil door styles, Organizer Unit is painted maple**

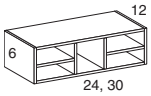

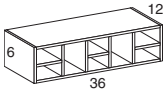

Wall Organizer Unit

WOU24
WOU30
WOU36

- ½″ Solid wood
- Will mount underneath wall cabinet
- Finished interior, top and end panels
- **Finish techniques are not included**
- **For MDF and Thermofoil door styles, Wall Organizer Unit is painted maple**

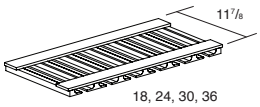

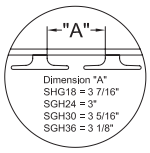

Stem Glass Holder

SGH18 (fits 18″ wide wall cabinets)
SGH24 (fits 24″ wide wall cabinets)
SGH30 (fits 30″ wide wall cabinets)
SGH36 (fits 36″ wide wall cabinets)

- ¾″ Solid wood
- Ends are finished
- Fully assembled
- 1 1⁄16″ High
- Mounts beneath wall cabinet
- **Finish techniques are not included**
- **For MDF and Thermofoil door styles, Stem Glass Holder is painted maple**

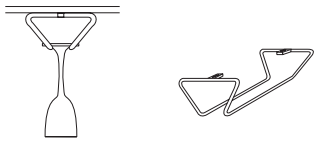

Stem Glass Holder

SGH4BR (Brass)
SGH4CH (Powdercoat Gray)

- Open at both ends for access
- Units may be placed end-to-end for island and certain bar applications
- Includes (2) #8 x ½″ screws
- 4″ wide, 11½″ deep, 1⅜″ high

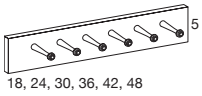

Mug Holder

MH18 (3 Pegs) **MH36** (6 Pegs)
MH24 (4 Pegs) **MH42** (8 Pegs)
MH30 (5 Pegs) **MH48** (9 Pegs)

- ¾″ Thick solid wood
- **Finish techniques are not included**
- **For MDF and Thermofoil door styles, Mug Holder is painted maple**

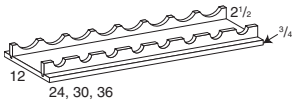

Bottle Rack

BR24 (5 Bottles)
BR30 (7 Bottles)
BR36 (8 Bottles)

- ¾″ Plywood bottom
- Edge banded on front edge and both ends
- Racks are ¾″ solid wood
- **Must install between or in cabinets**
- **Finish techniques are not included**
- **For MDF and Thermofoil door styles, Bottle Racks are painted maple**

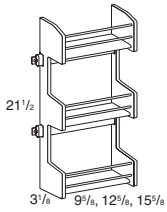

FR

Wooden Spice Rack

WSR15 (for W1530, W3030, W3330)
WSR18 (for W1830, W3630, W3930)
WSR21 (for W2130, W4230)

- Natural finish solid wood with chrome rails
- Installation hardware included
- Can be used in Full Height base cabinets in widths noted
- **INSET:** Not available

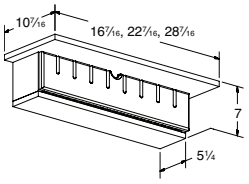

Charging Station Insert

CSI18 (fits 18″ wide wall cabinets)
CSI24 (fits 24″ wide wall cabinets)
CSI30 (fits 30″ wide wall cabinets)

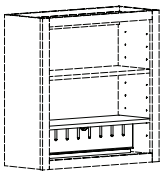

Installed in Cabinet

- Finished plywood and hardwood
- Fits standard and Finished Interior wall cabinets. Minimum height = 24″
- If Finished Interior is specified the species and finish will match that of the order
- Top serves as a fixed shelf
- Slotted front for cables is hinged and held closed with a magnetic catch

WIDTH		HEIGHT		DEPTH	
Min.	Max.	Min.	Max.	Min.	Max.

Semi-Custom	APC	BO	CC	ES	FCE	FDBS	FH	FI	FIMD	FO	ID	IF	IME	MFE	MD	MH	MW	P	PCE	RD	RTK	TKA	VTK	WBR	WCM	WS	WTR
FOL/TOL	▲							●																			
INS	▲							●																			

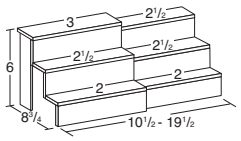

Tiered Spice Storage Shelf
TSSS

- Solid wood
- Natural finish
- Fits in cabinet minimum of 12″ wide

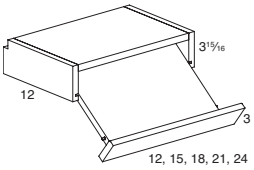

Pull Down Tablet Holder
PDTH12
PDTH15
PDTH18
PDTH21
PDTH24

- Mounts to the bottom of a standard wall cabinet
- Front is flush to frame in closed position
- Matches cabinet finish
- Shelf is 11¼″ deep and 3⅛″ less than the cabinet width

Note: All valance backs are finished and sealed



Scallop Valance
SV36 (trimmable to 25″)
SV48 (trimmable to 37″)
SV72 (trimmable to 49″)

- ¾″ Thick
- **For MDF and Thermofoil door styles, valances are painted maple**

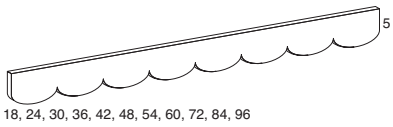

Cottage Scallop Valance

CSV18	**CSV36**	**CSV54**	**CSV84**
CSV24	**CSV42**	**CSV60**	**CSV96**
CSV30	**CSV48**	**CSV72**	

- ¾″ Thick
- **For MDF and Thermofoil door styles, valances are painted maple**

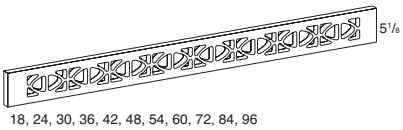

Fret Valance

FV18 (trimmable to 13″)		**FV54** (trimmable to 49″)	
FV24 (trimmable to 19″)		**FV60** (trimmable to 49″)	
FV30 (trimmable to 25″)		**FV72** (trimmable to 61″)	
FV36 (trimmable to 31″)		**FV84** (trimmable to 73″)	
FV42 (trimmable to 37″)		**FV96** (trimmable to 85″)	
FV48 (trimmable to 43″)			

- ¾″ Thick
- **For MDF and Thermofoil door styles, valances are painted maple**

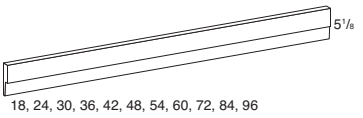

Valance

V18	**V36**	**V54**	**V84**
V24	**V42**	**V60**	**V96**
V30	**V48**	**V72**	

- ¾″ Thick
- **For MDF and Thermofoil door styles, valances are painted maple**

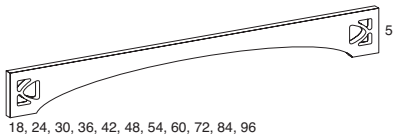

Arch Fret Valance

AF18	**AF36**	**AF54**	**AF84**
AF24	**AF42**	**AF60**	**AF96**
AF30	**AF48**	**AF72**	

- ¾″ Thick
- **Not trimmable**
- **For MDF and Thermofoil door styles, valances are painted maple**

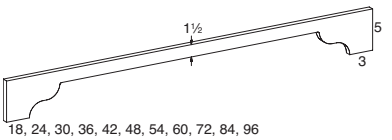

Ascott Valance

ASCV18	**ASCV36**	**ASCV54**	**ASCV84**
ASCV24	**ASCV42**	**ASCV60**	**ASCV96**
ASCV30	**ASCV48**	**ASCV72**	

- ¾″ Thick
- **Not trimmable**
- **For MDF and Thermofoil door styles, valances are painted maple**

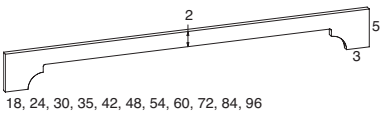

Cove Mission Valance

CMV18	**CMV36**	**CMV54**	**CMV84**
CMV24	**CMV42**	**CMV60**	**CMV96**
CMV30	**CMV48**	**CMV72**	

- ¾″ Thick
- **Not trimmable**
- **For MDF and Thermofoil door styles, valances are painted maple**

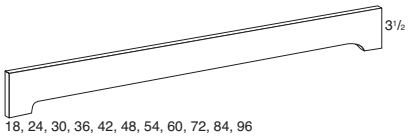

18, 24, 30, 36, 42, 48, 54, 60, 72, 84, 96

Standard Furniture Valance

SFV18	**SFV36**	**SFV54**	**SFV84**
SFV24	**SFV42**	**SFV60**	**SFV96**
SFV30	**SFV48**	**SFV72**	

- ¾″ Thick
- **Not trimmable**
- **For MDF and Thermofoil door styles, valances are painted maple**

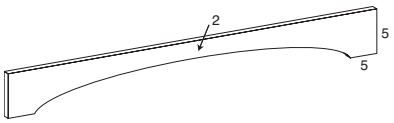

18, 24, 30, 36, 42, 48, 54, 60, 72, 84, 96

Arch Valance

AV18	**AV36**	**AV54**	**AV84**
AV24	**AV42**	**AV60**	**AV96**
AV30	**AV48**	**AV72**	

- ¾″ Thick
- **For MDF and Thermofoil door styles, valances are painted maple**

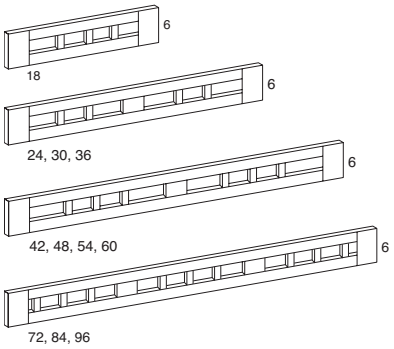

Shaker Valance

SKRV18 (trimmable to 15″)
SKRV24 (trimmable to 21″)
SKRV30 (trimmable to 27″)
SKRV36 (trimmable to 33″)
SKRV42 (trimmable to 39″)
SKRV48 (trimmable to 45″)
SKRV54 (trimmable to 51″)
SKRV60 (trimmable to 57″)
SKRV72 (trimmable to 69″)
SKRV84 (trimmable to 81″)
SKRV96 (trimmable to 93″)

- ¾″ Thick
- **For MDF and Thermofoil door styles, valances are painted maple**

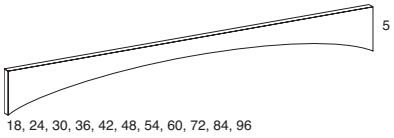

18, 24, 30, 36, 42, 48, 54, 60, 72, 84, 96

Cove Valance

CV18	**CV36**	**CV54**	**CV84**
CV24	**CV42**	**CV60**	**CV96**
CV30	**CV48**	**CV72**	

- ¾″ Thick
- **Not trimmable**
- **For MDF and Thermofoil door styles, valances are painted maple**

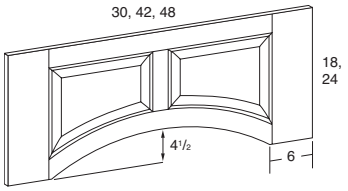

Wide Arch Valance

WAV3018 (trimmable to 24″)	**WAV3024**
WAV4218 (trimmable to 36″)	**WAV4224**
WAV4818 (trimmable to 42″)	**WAV4824**
WAV5418 (trimmable to 48″)	**WAV5424**
WAV6018 (trimmable to 54″)	**WAV6024**
WAV7218 (trimmable to 66″)	**WAV7224**

- ¾″ Solid wood
- Panels will match door styles
- Melrose/Hawthorne will match Hanover panel and will not have moulding applied
- Bridgeport will match Harbour panel and will not have moulding applied
- Richmond/Charleston will match Vienna/ Messina and will not have moulding applied
- Harmony/Geneva/Venice/Napa/Sonoma/ Savannah/Monterey/Sydney will not have mitered profile, but will have the current panel used for each door style
- **Not available in arch, cathedral, Bali, Essex, MDF, Thermofoil, Barcelona or Milan door styles**
- **INSET:** Will be FOL in design with the current panel for each door style

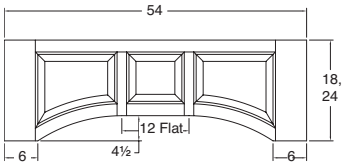

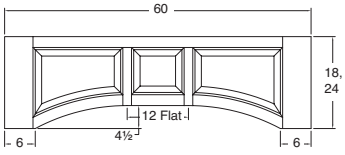

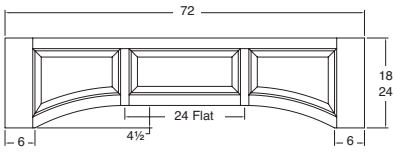

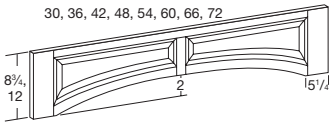

Narrow Arch Valance

NAV30 (trimmable to 24″)	**NAV3012**
NAV36 (trimmable to 30″)	**NAV3612**
NAV42 (trimmable to 36″)	**NAV4212**
NAV48 (trimmable to 42″)	**NAV4812**
NAV54 (trimmable to 48″)	**NAV5412**
NAV60 (trimmable to 54″)	**NAV6012**
NAV66 (trimmable to 60″)	**NAV6612**
NAV72 (trimmable to 66″)	**NAV7212**

- Melrose/Hawthorne will match Hanover panel and will not have moulding applied
- Bridgeport will match Harbour panel and will not have moulding applied
- Richmond/Charleston will match Vienna/ Messina and will not have moulding applied
- Harmony/Geneva/Venice/Napa/Sonoma/ Savannah/Monterey/Sydney will not have mitered profile, but the panel will be the current panel used for each door style
- **Not available in arch, cathedral, Milan, MDF, Barcelona or Thermofoil door styles**
- **INSET:** Will be FOL in design with the current panel for each door style

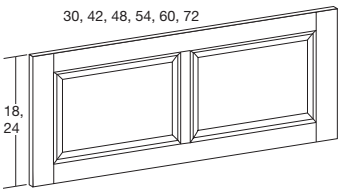

Wide Straight Valance

WSV3018 (trimmable to 24″) **WSV3024**
WSV4218 (trimmable to 36″) **WSV4224**
WSV4818 (trimmable to 42″) **WSV4824**
WSV5418 (trimmable to 48″) **WSV5424**
WSV6018 (trimmable to 54″) **WSV6024**
WSV7218 (trimmable to 66″) **WSV7224**

- ¾″ Solid wood
- Panels will match door styles
- Richmond/Charleston will match Vienna/ Messina and will not have moulding applied
- Bridgeport will match Harbour panel
- Harmony/Geneva/Venice/Napa/Sonoma/ Savannah/Monterey/Sydney will not have mitered profile, but will have the current panel used for each door style
- Hawthorne will match Hanover panel and will not have moulding applied
- Bridgeport and Melrose will have applied moulding
- **Not available in arch, cathedral, Bali, Essex, MDF, Thermofoil, Barcelona or Milan door styles**
- **INSET:** Will be FOL in design with the current panel for each door style

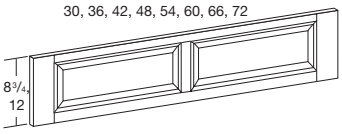

Narrow Straight Valance

NSV30 (trimmable to 24″) **NSV3012**
NSV36 (trimmable to 30″) **NSV3612**
NSV42 (trimmable to 36″) **NSV4212**
NSV48 (trimmable to 42″) **NSV4812**
NSV54 (trimmable to 48″) **NSV5412**
NSV60 (trimmable to 54″) **NSV6012**
NSV66 (trimmable to 60″) **NSV6612**
NSV72 (trimmable to 66″) **NSV7212**

- Richmond/Charleston will match Vienna/ Messina and will not have moulding applied
- Bridgeport will match Harbour panel
- Harmony/Geneva/Venice/Napa/Sonoma/ Savannah/Monterey/Sydney will not have mitered profile, but will have the current panel used for each door style
- Hawthorne will match Hanover panel and will not have moulding applied
- Bridgeport and Melrose will have applied moulding
- **Not available in arch, cathedral, Milan, MDF, Barcelona or Thermofoil door styles**
- **INSET:** Will be FOL in design with the current panel for each door style

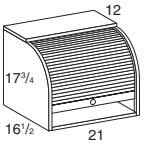

Counter Organizer

CO

- Includes a wooden knob
- ¾″ Wood on sides, top and bottom
- Will rest on counter
- Finished on all sides and interior
- **Finish techniques are not included**
- **For MDF and Thermofoil door styles, tambour, sides, top and bottom are painted maple**

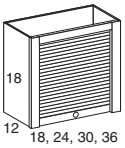

Tambour Storage Unit

TSU18
TSU24
TSU30
TSU36

- Opening with tambour up is 14½″ H
- Includes a wooden knob
- **For MDF and Thermofoil door styles, tambour, sides, top and bottom are painted maple**

WIDTH		HEIGHT		DEPTH	
Min.	Max.	Min.	Max.	Min.	Max.
15¼″	36″			6″	30″

Semi-Custom	APC	BO	CC	ES	FCE	FDBS	FH	FI	FIMD	FO	ID	IF	IME	MFE	MD	MH	MW	P	PCE	RD	RTK	TKA	VTK	WBR	WCM	WS	WTR
FOL/TOL	▲			●				●			●			▲	●		●		▲	●						●	
INS	▲			●				●			●			▲	●		●		▲	●						●	

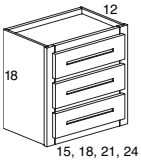

Three Drawer Storage Unit

3DSU15
3DSU18
3DSU21
3DSU24

- Full extension drawer slides standard
- TOL door styles will have equal height drawer fronts
- For FOL door styles, the top drawer front will be 4⅝″ high while the bottom two will be 6⅛″ high
- **INSET:** Not available

WIDTH		HEIGHT		DEPTH	
Min.	Max.	Min.	Max.	Min.	Max.
12¼″	36″			12″	30″

Semi-Custom	APC	BO	CC	ES	FCE	FDBS	FH	FI	FIMD	FO	ID	IF	IME	MFE	MD	MH	MW	P	PCE	RD	RTK	TKA	VTK	WBR	WCM	WS	WTR
FOL/TOL	▲			●							●			▲	●		●		▲							●	

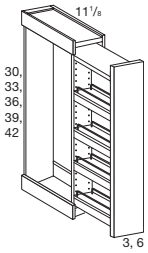

Wall Filler Pullout

WFP330	**WFP630** (3 adjustable shelves)
WFP333	**WFP633** (3 adjustable shelves)
WFP336	**WFP636** (4 adjustable shelves)
WFP339	**WFP639** (5 adjustable shelves)
WFP342	**WFP642** (5 adjustable shelves)

- Natural finished wood with chrome rails
- An overlay filler trim is recommended for FOL door styles
- Can be installed next to a cabinet with Flush Cabinet End option by omitting supplied spacers
- Moulding must be top mounted
- Full extension slides
- If not installed between 2 cabinets, exposed end must be covered with ¾″ shelving
- **Finish techniques are not included**

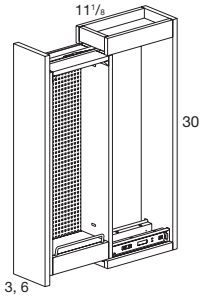

Left Hand Shown

Wall Filler Peg Pullout

WFPP330L	**WFPP630L**
WFPP330R	**WFPP630R**

- Natural finished wood with stainless steel perforated panel pullout
- An overlay filler trim is recommended for FOL door styles
- Can be installed next to a cabinet with Flush Cabinet End option by omitting supplied spacers
- If not installed between 2 cabinets, exposed end must be covered with ¾″ shelving
- Moulding must be top mounted
- Full extension slides
- Assortment of stainless steel black coated hooks and pegs
- **Finish techniques are not included**

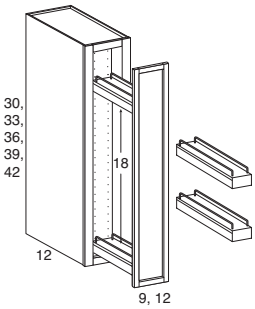

Wall Spice Rack Cabinet

W930SR	**W1230SR** (4 shelves)
W933SR	**W1233SR** (4 shelves)
W936SR	**W1236SR** (4 shelves)
W939SR	**W1239SR** (4 shelves)
W942SR	**W1242SR** (4 shelves)

- Complements Base Spice Rack Cabinet
- Natural finished wood with gray powdercoat rails
- Full extension soft close slides
- 2 middle shelves are adjustable and can be removed for taller storage
- Increased Depth only available in 3″ increments
- **Cabinet has square doors in TOL arch and all cathedral door styles for W930SR, W936SR, W939SR and W942SR**
- **INSET:** One piece design for W930SR-W942SR

	WIDTH		HEIGHT		DEPTH	
	Min.	Max.	Min.	Max.	Min.	Max.
			30″	42″		

Semi-Custom	APC	BO	CC	ES	FCE	FDBS	FH	FI	FIMD	FO	ID	IF	IME	MFE	MD	MH	MW	P	PCE	RD	RTK	TKA	VTK	WBR	WCM	WS	WTR
FOL/TOL	●		●	●	●		▲				●		●	●		●			●					●			●
INS	●		●	●	●		▲				●			●		●			●					●			●

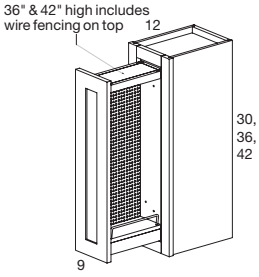

Left Hand Shown

Wall Peg Pullout Cabinet

W930PPL	**W930PPR**
W936PPL	**W936PPR**
W942PPL	**W942PPR**

- Natural finished wood with stainless steel perforated panel pullout
- Full extension slides
- Assortment of stainless steel black coated hooks and pegs
- **Cabinet has square doors in TOL arch and all cathedral door styles**
- **INSET:** One piece design only

	WIDTH		HEIGHT		DEPTH	
	Min.	Max.	Min.	Max.	Min.	Max.
			30″	42″		

Semi-Custom	APC	BO	CC	ES	FCE	FDBS	FH	FI	FIMD	FO	ID	IF	IME	MFE	MD	MH	MW	P	PCE	RD	RTK	TKA	VTK	WBR	WCM	WS	WTR
FOL/TOL	●		●	●	●		▲						●	●		●			●					●			●
INS	●		●	●	●		▲							●		●			●					●			●

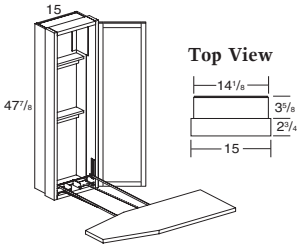

Ironing Board Cabinet

IB1548 L/R — **1 Door, 1 Pulldown board**

- **Must specify L or R hinge**
- Designed for recess mounting
- Sides are unfinished hardwood
- Includes power outlet and board cover
- Board has swivel feature
- Minimum 2 x 4 walls for recess mounting
- **INSET:** Will be FOL in design

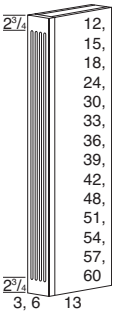

Fluted Wall Pilasters

FP12W	**FP612W**
FP15W	**FP615W**
FP18W	**FP618W**
FP24W	**FP624W**
FP30W	**FP630W**
FP33W	**FP633W**
FP36W	**FP636W**
FP39W	**FP639W**
FP42W	**FP642W**
FP48W	**FP648W**
FP51W	**FP651W**
FP54W	**FP654W**
FP57W	**FP657W**
FP60W	**FP660W**

- ¾″ Solid wood fronts
- Back, top and bottom are ½″ unfinished plywood
- Sides are ½″ finished plywood
- 3″ Wide has 4 flutes and 6″ wide has 8 flutes
- Not trimmable
- When ID/RD option is chosen, pilasters are built to the specified depth (i.e. ID16 will be 16″ deep)
- **For MDF and Thermofoil door styles, fluted pilasters are painted maple**

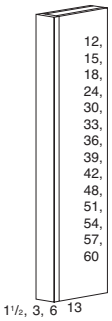

Plain Wall Pilasters

PP1.512W	**PP12W**	**PP612W**
PP1.515W	**PP15W**	**PP615W**
PP1.518W	**PP18W**	**PP618W**
PP1.524W	**PP24W**	**PP624W**
PP1.530W	**PP30W**	**PP630W**
PP1.533W	**PP33W**	**PP633W**
PP1.536W	**PP36W**	**PP636W**
PP1.539W	**PP39W**	**PP639W**
PP1.542W	**PP42W**	**PP642W**
PP1.548W	**PP48W**	**PP648W**
PP1.551W	**PP51W**	**PP651W**
PP1.554W	**PP54W**	**PP654W**
PP1.557W	**PP57W**	**PP657W**
PP1.560W	**PP60W**	**PP660W**

- ¾″ Solid wood fronts
- Back, top and bottom are ½″ unfinished plywood
- Sides are ½″ finished plywood
- When ID/RD option is chosen, pilasters are built to the specified depth (i.e. ID16 will be 16″ deep)
- **Finish techniques are not included**
- **For MDF and Thermofoil door styles, pilasters are painted maple**

	WIDTH		HEIGHT		DEPTH	
	Min.	Max.	Min.	Max.	Min.	Max.

Semi-Custom	APC	BO	CC	ES	FCE	FDBS	FH	FI	FIMD	FO	ID	IF	IME	MFE	MD	MH	MW	P	PCE	RD	RTK	TKA	VTK	WBR	WCM	WS	WTR
FOL/TOL	▲				▲						●			▲					▲	●							
INS	▲				▲						●			▲					▲	●							

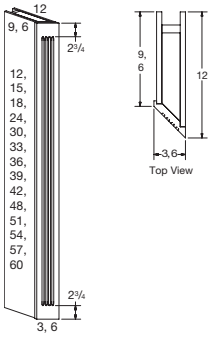

Angle Fluted Wall Pilasters

AFP12WL	**AFP612WL**
AFP12WR	**AFP612WR**
AFP15WL	**AFP615WL**
AFP15WR	**AFP615WR**
AFP18WL	**AFP618WL**
AFP18WR	**AFP618WR**
AFP24WL	**AFP624WL**
AFP24WR	**AFP624WR**
AFP30WL	**AFP630WL**
AFP30WR	**AFP630WR**
AFP33WL	**AFP633WL**
AFP33WR	**AFP633WR**
AFP36WL	**AFP636WL**
AFP36WR	**AFP636WR**
AFP39WL	**AFP639WL**
AFP39WR	**AFP639WR**
AFP42WL	**AFP642WL**
AFP42WR	**AFP642WR**
AFP48WL	**AFP648WL**
AFP48WR	**AFP648WR**
AFP51WL	**AFP651WL**
AFP51WR	**AFP651WR**
AFP54WL	**AFP654WL**
AFP54WR	**AFP654WR**
AFP57WL	**AFP657WL**
AFP57WR	**AFP657WR**
AFP60WL	**AFP660WL**
AFP60WR	**AFP660WR**

- ¾″ Solid wood fronts
- Back, top and bottom are ½″ unfinished plywood
- Finished on front and short side only
- Short side available with FCE option
- 3″ Wide has 4 flutes and 6″ wide has 8 flutes
- Not trimmable
- When ID/RD option is chosen, pilasters are built to the specified depth (i.e. ID16 will be 16″ deep)
- **For MDF and Thermofoil door styles, fluted pilasters are painted maple**

	WIDTH		HEIGHT		DEPTH	
	Min.	Max.	Min.	Max.	Min.	Max.

Semi-Custom	APC	BO	CC	ES	FCE	FDBS	FH	FI	FIMD	FO	ID	IF	IME	MFE	MD	MH	MW	P	PCE	RD	RTK	TKA	VTK	WBR	WCM	WS	WTR
FOL/TOL	▲				●						●			▲					▲	●							
INS	▲				●						●			▲					▲	●							

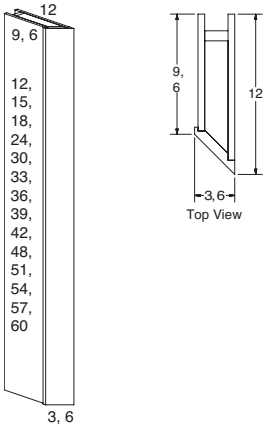

Left Shown

Angle Plain Wall Pilasters

APP12WL	**APP612WL**
APP12WR	**APP612WR**
APP15WL	**APP615WL**
APP15WR	**APP615WR**
APP18WL	**APP618WL**
APP18WR	**APP618WR**
APP24WL	**APP624WL**
APP24WR	**APP624WR**
APP30WL	**APP630WL**
APP30WR	**APP630WR**
APP33WL	**APP633WL**
APP33WR	**APP633WR**
APP36WL	**APP636WL**
APP36WR	**APP636WR**
APP39WL	**APP639WL**
APP39WR	**APP639WR**
APP42WL	**APP642WL**
APP42WR	**APP642WR**
APP48WL	**APP648WL**
APP48WR	**APP648WR**
APP51WL	**APP651WL**
APP51WR	**APP651WR**
APP54WL	**APP654WL**
APP54WR	**APP654WR**
APP57WL	**APP657WL**
APP57WR	**APP657WR**
APP60WL	**APP660WL**
APP60WR	**APP660WR**

- ¾″ Solid wood fronts
- Back, top and bottom are ½″ unfinished plywood
- Finished on front and short side only
- Short side available with FCE option
- When ID/RD option is chosen, pilasters are built to the specified depth (i.e. ID16 will be 16″ deep)
- **Finish techniques are not included**
- **For MDF and Thermofoil door styles, pilasters are painted maple**

	WIDTH		HEIGHT		DEPTH	
	Min.	Max.	Min.	Max.	Min.	Max.

Semi-Custom	APC	BO	CC	ES	FCE	FDBS	FH	FI	FIMD	FO	ID	IF	IME	MFE	MD	MH	MW	P	PCE	RD	RTK	TKA	VTK	WBR	WCM	WS	WTR
FOL/TOL	▲				●						●			▲					▲	●							
INS	▲				●						●			▲					▲	●							

MATCHING WALL END PANELS





Inset Design

MWEP12 **MWEP33**
IMWEP12 **IMWEP33**
MWEP15 **MWEP36**
IMWEP15 **IMWEP36**
MWEP18 **MWEP39**
IMWEP18 **IMWEP39**
MWEP21 **MWEP42**
IMWEP21 **IMWEP42**
MWEP24 **MWEP48**
IMWEP24 **IMWEP48**
MWEP27
IMWEP27
MWEP30
IMWEP30

- ¾″ Solid wood construction with spacers on back to compensate for the face frame scribe
- TOL door styles are square on top and bottom with a decorative profile on the sides
- FOL door styles are ⅞″ shorter, have matching door edge profiles on all 4 sides and are designed to flush with the face frame of the cabinet
- Harmony/Geneva/Venice/Napa/Sonoma/Savannah/Monterey/Hawthorne/Sydney have a mitered profile
- When reducing panels, RD9 will be square in TOL arch and all cathedral door styles
- **For Thermofoil door styles, Matching End Panels are thermofoiled fiberboard**
- **For MDF door styles, Matching End Panels are painted MDF**
- 54″, 57″ and 60″ will be double panel except on miter door styles
- **INSET:** Use codes beginning with 'I'

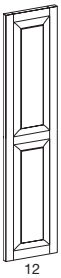

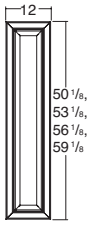

Miter

MWEP51
IMWEP51
MWEP54
IMWEP54
MWEP57
IMWEP57
MWEP60
IMWEP60

Note: Due to dimensions, an MFE or skin must be ordered to cover exposed ends on all FOL finishes with Natural Ends and PCE or APC construction wall cabinets. Another option is to use matching toe kick to cover.

	WIDTH		HEIGHT		DEPTH	
	Min.	Max.	Min.	Max.	Min.	Max.

Semi-Custom	APC	BO	CC	ES	FCE	FDBS	FH	FI	FIMD	FO	ID	IF	IME	MFE	MD	MH	MW	P	PCE	RD	RTK	TKA	VTK	WBR	WCM	WS	WTR
FOL/TOL											●									●							
INS											●									●							

CLEAR GLASS SHELVES

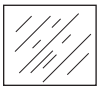

CG

CGSHV12
ICGSHV12
CGSHV15
ICGSHV15
CGSHV18
ICGSHV18
CGSHV21
ICGSHV21
CGSHV24
ICGSHV24
CGSHV27
ICGSHV27
CGSHV30
ICGSHV30

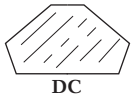

DC

DCCGSHV24
IDCCGSHV24
DCCGSHV27
IDCCGSHV27



DC FI

DCCGSHV24FI
IDCCGSHV24FI
DCCGSHV27FI
IDCCGSHV27FI

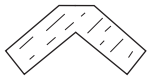

ERC

ERCCGSHV2424
IERCCGSHV2424



ERC FI

ERCCGSHV2424FI
IERCCGSHV2424FI

- Codes indicate cabinet width that shelf fits
- ¼″ Thick
- Glass Shelf Clips included
- **INSET:** Use codes beginning with 'I'

GLASS SHELF CLIPS



Glass Shelf Clips

GSC

- 5mm diameter padded glass shelf supports

DECORATIVE GLASS DOORS

Decorative Glass Doors are sold separately. Hinges not included. Utilize hinges of existing cabinet door for all door styles. Must specify L or R hinge. When ordering an arch or cathedral door style, the glass remains square. Therefore, the arch and cathedral door profiles will cover part of the glass design according to the curve of the top door rail. When ordering applied moulding door styles, the moulding may cover part of the glass design. Samples are recommended prior to order placement. Decorative Glass Doors feature antique brass grills or dark patina finished zinc grills with clear textured glass. Not available for WCM cabinets. Not available in Barcelona, Bristol, Milan, Richmond, Vienna, Charleston, Messina, Cortland, Wellington, Winslow, Chelsea, MDF or Thermofoil door styles. Bali will not include applied moulding. Decorative glass will not be installed when ordered as unfinished. Wellborn offers 17 styles of Decorative Glass Doors in specific sizes in an effort to accomodate most customer needs. If you need something outside our offering, visit Middlefield Glass website at www.middlefieldglass.com.

To order, choose the size then select the Glass Type. See the following page for all 17 styles.

NEW CODES

TRADITIONAL OVERLAY	WHERE USED
DGD1227 L/R	W1530
DGD1230 L/R	W1533
DGD1233 L/R	W1536
DGD1236 L/R	W1539
DGD1239 L/R	W1542
DGD1427 L/R	AWC1230, DC2430, DC2730
DGD1430 L/R	AWC1233, DC2433, DC2733
DGD1433 L/R	AWC1236, DC2436, DC2736
DGD1436 L/R	AWC1239, DC2439, DC2739
DGD1439 L/R	AWC1242, DC2442, DC2742
DGD1527 L/R	W1830
DGD1530 L/R	W1833
DGD1533 L/R	W1836
DGD1536 L/R	W1839
DGD1539 L/R	W1842
FULL OVERLAY	
DGD1429 L/R	AWC1230, DC2430, W1530
DGD1432 L/R	AWC1233, DC2433, W1533
DGD1435 L/R	AWC1236, DC2436, W1536
DGD1438 L/R	AWC1239, DC2439, W1539
DGD1441 L/R	AWC1242, DC2442, W1542
DGD1629 L/R	DC2730
DGD1632 L/R	DC2733
DGD1635 L/R	DC2736
DGD1638 L/R	DC2739
DGD1641 L/R	DC2742
DGD1729 L/R	W1830
DGD1732 L/R	W1833
DGD1735 L/R	W1836
DGD1738 L/R	W1839
DGD1741 L/R	W1842
INSET	
IDGD1126 L/R	DC2430, DC2730
IDGD1129 L/R	DC2433, DC2733
IDGD1132 L/R	DC2436, DC2736
IDGD1135 L/R	DC2439, DC2739
IDGD1138 L/R	DC2442, DC2742
IDGD1426AW L/R	AW30
IDGD1429AW L/R	AW33
IDGD1432AW L/R	AW36
IDGD1435AW L/R	AW39
IDGD1438AW L/R	AW42
IDGD1426 L/R	W1830
IDGD1429 L/R	W1833
IDGD1432 L/R	W1836
IDGD1435 L/R	W1839
IDGD1438 L/R	W1842
IDGD1626B L/R	W3630
IDGD1629B L/R	W3633
IDGD1632B L/R	W3636
IDGD1635B L/R	W3639
IDGD1638B L/R	W3642



Arts & Crafts
Glass Type: ACS

- Zinc with dark patina grills
- Design contains clear antique, clear baroque and clear mouth blown glass



Baroque
Glass Type: BAQ

- Zinc with dark patina grills
- Background is clear mouth blown glass

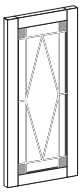

Chalet
Glass Type: CHT

- Zinc with dark patina grills
- Background is clear antique glass
- Border is clear seedy glass
- Corners are super seedy glass
- Diamond is clear mouth blown glass

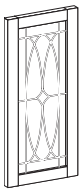

Chateau
Glass Type: CHU

- Zinc with dark patina grills
- Design contains clear antique, clear glacier, clear baroque, and clear mouth blown glass

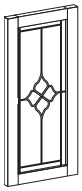

Classical
Glass Type: CLS

- Zinc with antique brass patina grills
- Floral design is clear beveled glass
- Border is clear super seedy glass
- Background is clear water glass

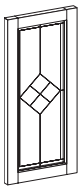

Colonial
Glass Type: COL

- Zinc with dark patina grills
- Diamond design and border contain super seedy glass
- Background is clear antique glass

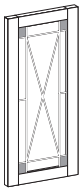

Cottage
Glass Type: CTG

- Zinc with dark patina grills
- Corners are super seedy glass
- Border is clear seedy glass
- Background is clear mouth blown glass



Deco
Glass Type: DCO

- Zinc with dark patina grills
- Corners are super seedy glass
- Design is clear antique glass
- Background is clear mouth blown glass



Gothic
Glass Type: GTH

- Zinc with dark patina grills
- Diamonds are clear beveled glass
- Background is clear mouth blown glass

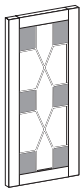

Manor
Glass Type: MAN

- Zinc with dark patina grills
- Border is clear seedy glass
- Blocks are super seedy glass
- Background is clear mouth blown glass



Mission
Glass Type: MSN

- Zinc with dark patina grills
- Design contains clear antique, clear baroque, super seedy and clear seedy glass
- Background is clear mouth blown glass

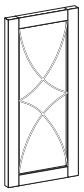

Nouveau
Glass Type: NVU

- Zinc with dark patina grills
- Background is clear antique glass

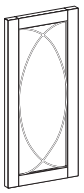

Palladium
Glass Type: PAM

- Zinc with dark patina grills
- Background is clear mouth blown glass

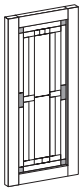

Santa Fe
Glass Type: STF

- Zinc with dark patina grills
- Design contains clear antique, clear granite, super seedy and clear beveled glass
- Background is clear mouth blown glass

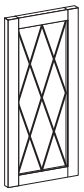

Tudor
Glass Type: TDR

- Zinc with dark patina grills
- Background is clear baroque glass

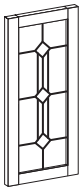

Victorian
Glass Type: VCT

- Zinc with dark patina grills
- Diamonds are clear beveled glass
- Background is clear mouth blown glass

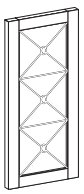

Villa
Glass Type: VLA

- Zinc with dark patina grills
- Center is clear glacier glass
- Background is clear mouth blown glass

SYMPHONY MULLION DOORS WITHOUT GLASS



TOL

SYMD1227 L/R (for W1530 and W3030)
SYMD1230 L/R (for W1533 and W3033)
SYMD1233 L/R (for W1536 and W3036)
SYMD1236 L/R (for W1539 and W3039)
SYMD1239 L/R (for W1542 and W3042)
SYMD1527 L/R (for W1830 and W3630)
SYMD1530 L/R (for W1833 and W3633)
SYMD1533 L/R (for W1836 and W3636)
SYMD1536 L/R (for W1839 and W3639)
SYMD1539 L/R (for W1842 and W3642)

- **Must specify L or R hinge**
- Available in Rose Hall and Essex door styles
- Hinges not included
- Utilize hinges of existing cabinet door
- Mullions do not line up with standard mullion doors
- **INSET:** Not available

FOL

SYMD1429 L/R (for W1530 and W3030)
SYMD1432 L/R (for W1533 and W3033)
SYMD1435 L/R (for W1536 and W3036)
SYMD1438 L/R (for W1539 and W3039)
SYMD1441 L/R (for W1542 and W3042)
SYMD1729 L/R (for W1830 and W3630)
SYMD1732 L/R (for W1833 and W3633)
SYMD1735 L/R (for W1836 and W3636)
SYMD1738 L/R (for W1839 and W3639)
SYMD1741 L/R (for W1842 and W3642)

- **Must specify L or R hinge**
- Available in Henlow, Seville and Madison overlay door styles only
- Hinges not included
- Utilize hinges of existing cabinet door
- Mullions do not line up with standard mullion doors
- **INSET:** Not available

DECORATIVE DOOR INSERTS

Decorative Door Inserts are available for field installation only. All styles of wire mesh are available in all three finishes listed.

To order, use the following item code:
DDI

Then choose your style:

WMICG	Wire Mesh 20 x 48 Pattern Cottage
WMIMA	Wire Mesh 20 x 48 Pattern Manor (Reversible - one side reeded, one side flat)
WMIBW	Wire Mesh 20 x 48 Pattern Bungalow (Reversible - one side reeded, one side flat)
WMICO	Wire Mesh 20 x 48 Pattern Colonial (Reversible - one side reeded, one side flat)
WMITD	Wire Mesh 20 x 48 Pattern Tudor

Then choose your finish:

ORB	Oil Rubbed Bronze
SS	Satin Steel
AB	Antique Brass

For Example: DDI WMICG ORB

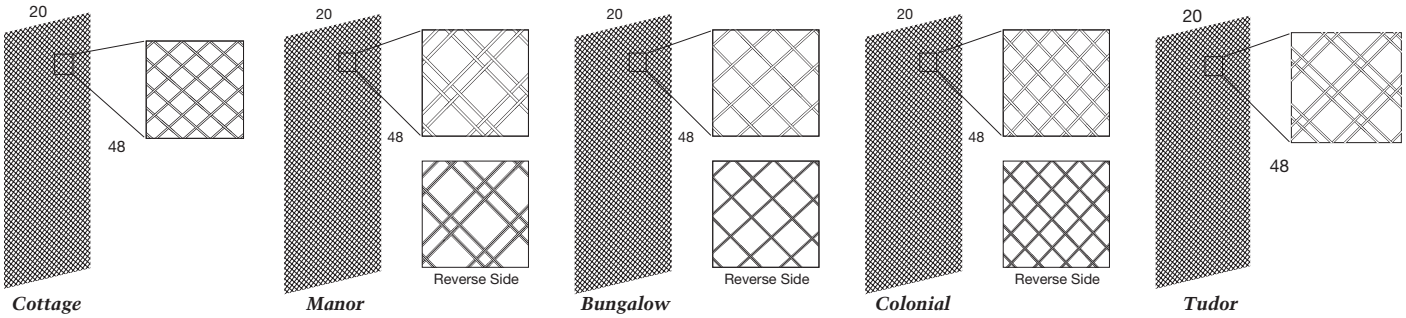

DECORATIVE DOOR FRAMES

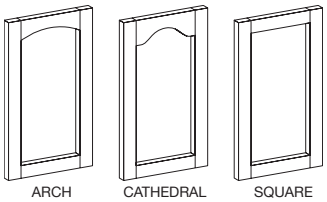

Must specify left or right hinge. Grooved for glass or mirror in all doors except for Thermofoil door styles. Doors include clear plastic clips. Available in any standard door sizes: square, cathedral and arch. Hinges not included. Utilize hinges of existing cabinet door on all door styles. For glass sizes see Hardware and Miscellaneous section. To order doors for field installation, use the Easy Parts Search Program on WAY for ordering codes. To order "Function Ready" with doors installed on the cabinet, see Function Ready Section for ordering codes. Milan is a solid wood cope and tenon door frame with shaped edges. Not available for Barcelona door style.

DECORATIVE DOOR FRAMES WITH GLASS INSTALLED

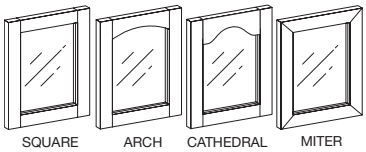

Decorative Door Frames can be ordered with clear, reeded, satin, clear seedy, super seedy, clear antique, clear water and clear baroque glass included. See Function Ready Section for details and ordering codes.

HALF ARCH MULLION DOORS WITHOUT GLASS

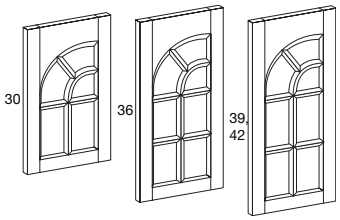

Left Shown



Right Shown

TOL

HAMD1227L (for W1530
HAMD1227R and W3030)
HAMD1230L (for W1533
HAMD1230R and W3033)
HAMD1233L (for W1536
HAMD1233R and W3036)
HAMD1236L (for W1539
HAMD1236R and W3039)
HAMD1239L (for W1542
HAMD1239R and W3042)

HAMD1527L (for W1830
HAMD1527R and W3630)
HAMD1530L (for W1833
HAMD1530R and W3633)
HAMD1533L (for W1836
HAMD1533R and W3636)
HAMD1536L (for W1839
HAMD1536R and W3639)
HAMD1539L (for W1842
HAMD1539R and W3642)

- **Must order left or right arch**
- Available in Rose Hall and Essex door styles
- Hinges not included
- Utilize hinges of existing cabinet door
- Mullions do not line up with standard mullion doors
- **INSET:** Not available

FOL

HAMD1429L (for W1530
HAMD1429R and W3030)
HAMD1432L (for W1533
HAMD1432R and W3033)
HAMD1435L (for W1536
HAMD1435R and W3036)
HAMD1438L (for W1539
HAMD1438R and W3039)
HAMD1441L (for W1542
HAMD1441R and W3042)

HAMD1729L (for W1830
HAMD1729R and W3630)
HAMD1732L (for W1833
HAMD1732R and W3633)
HAMD1735L (for W1836
HAMD1735R and W3636)
HAMD1738L (for W1839
HAMD1738R and W3639)
HAMD1741L (for W1842
HAMD1741R and W3642)

- **Must order left or right arch**
- Available in Henlow, Seville and Madison overlay door styles only
- Hinges not included
- Utilize hinges of existing cabinet door
- Mullions do not line up with standard mullion doors
- **INSET:** Not available

HALF ARCH MULLION DOORS WITH GLASS INSTALLED

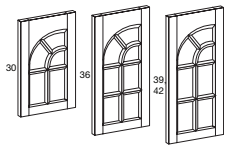

MD1227L HA CG

Half Arch Mullion Doors can be ordered with clear, reeded, satin, clear seedy, super seedy, clear antique, clear water and clear baroque glass included. Must order left or right. See Function Ready Program for details and ordering codes.

METAL DOORS

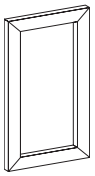

Metal Doors with Satin Glass	Width	Height
MTLD1429SG (for DC2430, W1530, W3030, W4530)	14⅝	29⅛
MTLD1432SG (for DC2433, W1533, W3033, W4533)	14⅝	32⅛
MTLD1435SG (for DC2436, W1536, W3036, W4536)	14⅝	35⅛
MTLD1438SG (for DC2439, W1539, W3039)	14⅝	38⅛
MTLD1441SG (for DC2442, W1542, W3042)	14⅝	41⅛
MTLD1729SG (for W1830, W3630)	17⅝	29⅛
MTLD1732SG (for W1833, W3633)	17⅝	32⅛
MTLD1735SG (for W1836, W3636)	17⅝	35⅛
MTLD1738SG (for W1839, W3639)	17⅝	38⅛
MTLD1741SG (for W1842, W3642)	17⅝	41⅛
MTLD1447SG (for PW3048, PW1548)	14⅝	47⅛
MTLD1450SG (for PW3051, PW1551)	14⅝	50⅛
MTLD1453SG (for PW3054, PW1554)	14⅝	53⅛
MTLD1456SG (for PW3057, PW1557)	14⅝	56⅛
MTLD1459SG (for PW3060, PW1560)	14⅝	59⅛
MTLD1747SG (for PW3648, PW1848)	17⅝	47⅛
MTLD1750SG (for PW3651, PW1851)	17⅝	50⅛
MTLD1753SG (for PW3654, PW1854)	17⅝	53⅛
MTLD1756SG (for PW3657, PW1857)	17⅝	56⅛
MTLD1759SG (for PW3660, PW1860)	17⅝	59⅛

- Brushed stainless steel finish
- Satin glass inserts included and tempered for safety
- Doors are pre-drilled for hinges
- Hinges are included and will need to be mounted at installation
- Available in FOL door styles only
- Metal doors are available for Wall Top and Vertical Hinge cabinets as Function Ready only
- **INSET:** Not available

METAL DOORS (continued)

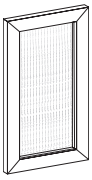

Metal Doors with Reeded Glass	Width	Height
MTLD1429RG (for DC2430, W1530, W3030, W4530)	14⅝	29⅛
MTLD1432RG (for DC2433, W1533, W3033, W4533)	14⅝	32⅛
MTLD1435RG (for DC2436, W1536, W3036, W4536)	14⅝	35⅛
MTLD1438RG (for DC2439, W1539, W3039)	14⅝	38⅛
MTLD1441RG (for DC2442, W1542, W3042)	14⅝	41⅛
MTLD1729RG (for W1830, W3630)	17⅞	29⅛
MTLD1732RG (for W1833, W3633)	17⅞	32⅛
MTLD1735RG (for W1836, W3636)	17⅞	35⅛
MTLD1738RG (for W1839, W3639)	17⅞	38⅛
MTLD1741RG (for W1842, W3642)	17⅞	41⅛
MTLD1447RG (for PW3048, PW1548)	14⅝	47⅛
MTLD1450RG (for PW3051, PW1551)	14⅝	50⅛
MTLD1453RG (for PW3054, PW1554)	14⅝	53⅛
MTLD1456RG (for PW3057, PW1557)	14⅝	56⅛
MTLD1459RG (for PW3060, PW1560)	14⅝	59⅛
MTLD1747RG (for PW3648, PW1848)	17⅞	47⅛
MTLD1750RG (for PW3651, PW1851)	17⅞	50⅛
MTLD1753RG (for PW3654, PW1854)	17⅞	53⅛
MTLD1756RG (for PW3657, PW1857)	17⅞	56⅛
MTLD1759RG (for PW3660, PW1860)	17⅞	59⅛

- Brushed stainless steel finish
- Reeded glass inserts included and tempered for safety
- Doors are pre-drilled for hinges
- Hinges are included and will need to be mounted at installation
- Available in FOL door styles only
- Reeded glass runs vertical on all doors
- Metal doors are available for Wall Top and Vertical Hinge cabinets as Function Ready only
- **INSET:** Not available

METAL DOORS FULL GLASS



Metal Doors Full Glass with Satin Glass	Width	Height
MTLDFG1429SG (for DC2430, W1530, W3030, W4530)	14⅝	29⅛
MTLDFG1432SG (for DC2433, W1533, W3033, W4533)	14⅝	32⅛
MTLDFG1435SG (for DC2436, W1536, W3036, W4536)	14⅝	35⅛
MTLDFG1438SG (for DC2439, W1539, W3039)	14⅝	38⅛
MTLDFG1441SG (for DC2442, W1542, W3042)	14⅝	41⅛
MTLDFG1729SG (for W1830, W3630)	17⅞	29⅛
MTLDFG1732SG (for W1833, W3633)	17⅞	32⅛
MTLDFG1735SG (for W1836, W3636)	17⅞	35⅛
MTLDFG1738SG (for W1839, W3639)	17⅞	38⅛
MTLDFG1741SG (for W1842, W3642)	17⅞	41⅛
MTLDFG1447SG (for PW3048, PW1548)	14⅝	47⅛
MTLDFG1450SG (for PW3051, PW1551)	14⅝	50⅛
MTLDFG1453SG (for PW3054, PW1554)	14⅝	53⅛
MTLDFG1456SG (for PW3057, PW1557)	14⅝	56⅛
MTLDFG1459SG (for PW3060, PW1560)	14⅝	59⅛
MTLDFG1747SG (for PW3648, PW1848)	17⅞	47⅛
MTLDFG1750SG (for PW3651, PW1851)	17⅞	50⅛
MTLDFG1753SG (for PW3654, PW1854)	17⅞	53⅛
MTLDFG1756SG (for PW3657, PW1857)	17⅞	56⅛
MTLDFG1759SG (for PW3660, PW1860)	17⅞	59⅛

- Brushed stainless steel finish
- Satin glass inserts included and tempered for safety
- Doors are pre-drilled for hinges
- Hinges and Decorative Hardware are included and will need to be mounted at installation
- Available in FOL door styles only
- Metal doors are available for Wall Top and Vertical Hinge cabinets as Function Ready only
- **INSET:** Not available



Metal Doors Full Glass with Reeded Glass	Width	Height
MTLDFG1429RG (for DC2430, W1530, W3030, W4530)	14⅝	29⅛
MTLDFG1432RG (for DC2433, W1533, W3033, W4533)	14⅝	32⅛
MTLDFG1435RG (for DC2436, W1536, W3036, W4536)	14⅝	35⅛
MTLDFG1438RG (for DC2439, W1539, W3039)	14⅝	38⅛
MTLDFG1441RG (for DC2442, W1542, W3042)	14⅝	41⅛
MTLDFG1729RG (for W1830, W3630)	17⅞	29⅛
MTLDFG1732RG (for W1833, W3633)	17⅞	32⅛
MTLDFG1735RG (for W1836, W3636)	17⅞	35⅛
MTLDFG1738RG (for W1839, W3639)	17⅞	38⅛
MTLDFG1741RG (for W1842, W3642)	17⅞	41⅛
MTLDFG1447RG (for PW3048, PW1548)	14⅝	47⅛
MTLDFG1450RG (for PW3051, PW1551)	14⅝	50⅛
MTLDFG1453RG (for PW3054, PW1554)	14⅝	53⅛
MTLDFG1456RG (for PW3057, PW1557)	14⅝	56⅛
MTLDFG1459RG (for PW3060, PW1560)	14⅝	59⅛
MTLDFG1747RG (for PW3648, PW1848)	17⅞	47⅛
MTLDFG1750RG (for PW3651, PW1851)	17⅞	50⅛
MTLDFG1753RG (for PW3654, PW1854)	17⅞	53⅛
MTLDFG1756RG (for PW3657, PW1857)	17⅞	56⅛
MTLDFG1759RG (for PW3660, PW1860)	17⅞	59⅛

- Brushed stainless steel finish
- Reeded glass inserts included and tempered for safety
- Doors are pre-drilled for hinges
- Hinges and Decorative Hardware are included and will need to be mounted at installation
- Available in FOL door styles only
- Reeded glass runs vertical on all doors
- Metal doors are available for Wall Top and Vertical Hinge cabinets as Function Ready only
- **INSET:** Not available

BASE CABINETS

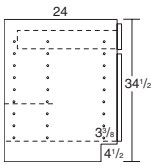

All Base Cabinets are predrilled for half depth and full depth shelves. All base cabinets have square doors.
Note: All single door base cabinets must be specified left or right hinge.

Side View

Adjustable base shelf is 10 5/16″ deep.

BASE CABINETS

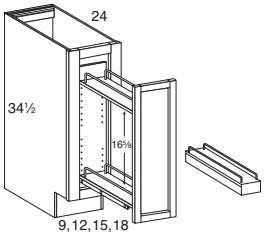

Base Spice Rack Cabinet

BSR9
BSR12
BSR15
BSR18

- Pullout is all wood
- Full extension soft close slides
- BSR9 not available with WBRAV, WBRCV and WBRSFV options or RTK option
- 3 Shelves with stainless rails
- Middle shelf is adjustable and can be removed for taller storage
- **INSET:** BSR9 is a one piece design

	WIDTH		HEIGHT		DEPTH	
	Min.	Max.	Min.	Max.	Min.	Max.
					24″	30″

Semi-Custom	APC	BO	CC	ES	FCE	FDBS	FH	FI	FIMD	FO	ID	IF	IME	MFE	MD	MH	MW	P	PCE	RD	RTK	TKA	VTK	WBR	WCM	WS	WTR
FOL/TOL	●		●	●	●		▲						●	●	●				●		●	▲	●	●			
INS	●		●	●	●		▲							●	●				●		●	▲	●	●			

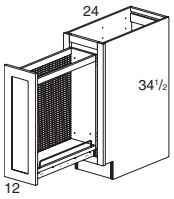

Left Hand Shown

Base Peg Pullout Cabinet

BPP12L
BPP12R

- Natural finished wood with stainless steel perforated panel pullout
- Full extension soft close slides
- Assortment of stainless steel black coated hooks and pegs

	WIDTH		HEIGHT		DEPTH	
	Min.	Max.	Min.	Max.	Min.	Max.
					24″	30″

Semi-Custom	APC	BO	CC	ES	FCE	FDBS	FH	FI	FIMD	FO	ID	IF	IME	MFE	MD	MH	MW	P	PCE	RD	RTK	TKA	VTK	WBR	WCM	WS	WTR
FOL/TOL	●		●	●	●		▲						●	●	●				●		●	▲	●	●			
INS	●		●	●	●		▲							●	●				●		●	▲	●	●			

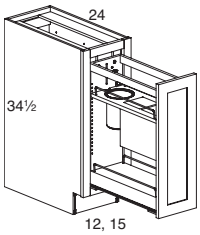

Left Hand Shown

Base Cutlery Pullout Cabinet

BCPO12
BCPO15

- Pullout is all wood
- Full extension soft close slides
- Top shelf of BCPO12 contains 2 knife inserts, a stainless steel bin and is adjustable
- Top shelf of BCPO15 contains 2 knife inserts, 4 stainless steel bins and is adjustable

	WIDTH		HEIGHT		DEPTH	
	Min.	Max.	Min.	Max.	Min.	Max.
					24″	30″

Semi-Custom	APC	BO	CC	ES	FCE	FDBS	FH	FI	FIMD	FO	ID	IF	IME	MFE	MD	MH	MW	P	PCE	RD	RTK	TKA	VTK	WBR	WCM	WS	WTR
FOL/TOL	●		●	●	●		▲						●	●	●				●		●	▲	●	●			
INS	●		●	●	●		▲							●	●				●		●	▲	●	●			

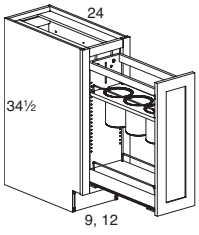

Left Hand Shown

Base Utensil Pullout Cabinet

BUPO9
BUPO12

- Pullout is all wood
- Full extension soft close slides
- BUPO9 not available with WBRAV, WBRCV and WBRSFV options or RTK option
- Top shelf contains 3 stainless steel bins and is adjustable
- **INSET:** BUPO9 is a one piece design

	WIDTH		HEIGHT		DEPTH	
	Min.	Max.	Min.	Max.	Min.	Max.
					24″	30″

Semi-Custom	APC	BO	CC	ES	FCE	FDBS	FH	FI	FIMD	FO	ID	IF	IME	MFE	MD	MH	MW	P	PCE	RD	RTK	TKA	VTK	WBR	WCM	WS	WTR
FOL/TOL	●		●	●	●		▲						●	●	●				●		●	▲	●	●			
INS	●		●	●	●		▲							●	●				●		●	▲	●	●			

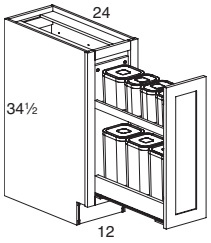

Left Hand Shown

Base Canister Organizer Pullout Cabinet

BCOP12

- Pullout is all wood
- Full extension soft close slides
- Shelves are fixed and routed to hold containers
- 3 Small 1.7 quart, 1 medium 2.6 quart and 3 large 4.3 quart containers included

WIDTH		HEIGHT		DEPTH	
Min.	Max.	Min.	Max.	Min.	Max.
				24″	30″

Semi-Custom	APC	BO	CC	ES	FCE	FDBS	FH	FI	FIMD	FO	ID	IF	IME	MFE	MD	MH	MW	P	PCE	RD	RTK	TKA	VTK	WBR	WCM	WS	WTR
FOL/TOL	●		●	●	●		▲						●	●	●				●		●	▲	●	●			
INS	●		●	●	●		▲							●	●				●		●	▲	●	●			

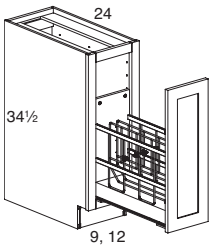

Left Hand Shown

Base Tray and Foil Pullout Cabinet

BTFPO9
BTFPO12

- Pullout is wood with stainless steel rails and dividers
- Full extension soft close slides
- BTFPO9 not available with WBRAV, WBRCV and WBRSFV options or RTK option
- BTFPO9 includes 1 divider yielding 2 compartments or remove the divider for larger storage
- BTFPO12 includes 2 dividers yielding 3 compartments or remove 1 or both dividers for larger storage
- **INSET:** BTFPO9 is a one piece design

WIDTH		HEIGHT		DEPTH	
Min.	Max.	Min.	Max.	Min.	Max.
				24″	30″

Semi-Custom	APC	BO	CC	ES	FCE	FDBS	FH	FI	FIMD	FO	ID	IF	IME	MFE	MD	MH	MW	P	PCE	RD	RTK	TKA	VTK	WBR	WCM	WS	WTR
FOL/TOL	●		●	●	●		▲						●	●	●				●		●	▲	●	●			
INS	●		●	●	●		▲							●	●				●		●	▲	●	●			

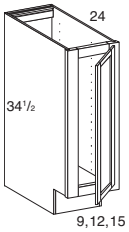

Base Tray Cabinet

BT9 L/R
BT12 L/R
BT15 L/R

1 Full height door, No shelf

- **Must specify L or R hinge**
- BT9 not available with WBRAV, WBRCV and WBRSFV options or RTK option

WIDTH		HEIGHT		DEPTH	
Min.	Max.	Min.	Max.	Min.	Max.
9″	15″	16½″	48″	6″	30″

Semi-Custom	APC	BO	CC	ES	FCE	FDBS	FH	FI	FIMD	FO	ID	IF	IME	MFE	MD	MH	MW	P	PCE	RD	RTK	TKA	VTK	WBR	WCM	WS	WTR
FOL/TOL	●	●	●	●	●		▲	●		●			●	●	●	●	●	●	●	●	●	▲	●	●		●	
INS	●	●	●	●	●		▲	●		●				●	●	●	●	●	●	●	●	▲	●	●		●	

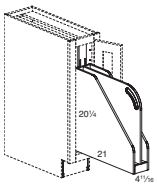

FR **Tray Divider**

TD9 (for BT9, BT12 and BT15)

- ½″ Plywood construction
- Available in natural finish only
- Mounts to floor of cabinet and includes top stabilizer rail
- Full extension soft close slides
- **INSET:** Not available

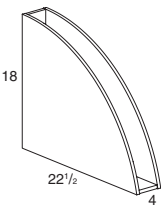

FR **Wood Tray Divider**

WDTD (for BT9, BT12 and BT15)

- ½″ Natural finished plywood
- Includes pre-drilled mounting holes and hardware

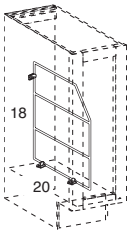

FR **Wire Tray Divider**

WTD9 (for BT9, BT12 and BT15)

- Chrome

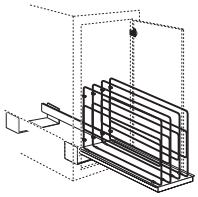

Sliding Wire Tray Divider

SWTD12 (for BT12 and B12)
SWTD15 (for BT15 and B15)

- Pullout is all wood with grey powdercoated dividers

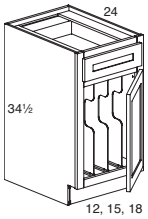

Left Hand Shown

Base Cabinet with Tray Divider

B12TD L/R	**1 Drawer,**
B15TD L/R	**1 Door**
B18TD L/R	

- **Must specify L or R hinge**
- B12TD & B15TD contain 2 dividers and B18TD contains 3 dividers

WIDTH		HEIGHT		DEPTH	
Min.	Max.	Min.	Max.	Min.	Max.
				24″	30″

Semi-Custom	APC	BO	CC	ES	FCE	FDBS	FH	FI	FIMD	FO	ID	IF	IME	MFE	MD	MH	MW	P	PCE	RD	RTK	TKA	VTK	WBR	WCM	WS	WTR
FOL/TOL	●		●	●	●								●	●	●				●		●	▲	●	●			
INS	●		●	●	●									●	●				●		●	▲	●	●			

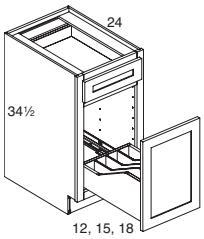

Left Hand Shown

Base Cabinet with Pullout Tray Divider

B12TDPO	**1 Drawer,**
B15TDPO	**1 Pullout**
B18TDPO	

- Pullout is all wood
- Full extension soft close slides
- B12TDPO contains 1 divider, B15TDPO contains 2 dividers and B18TDPO contains 3 dividers

WIDTH		HEIGHT		DEPTH	
Min.	Max.	Min.	Max.	Min.	Max.
				24″	30″

Semi-Custom	APC	BO	CC	ES	FCE	FDBS	FH	FI	FIMD	FO	ID	IF	IME	MFE	MD	MH	MW	P	PCE	RD	RTK	TKA	VTK	WBR	WCM	WS	WTR
FOL/TOL	●		●	●	●								●	●	●				●		●	▲	●	●			
INS	●		●	●	●									●	●				●		●	▲	●	●			

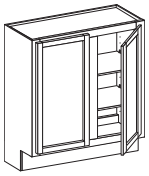

W3030 TKA

The Toe Kick Added option is available in the Semi-Custom section on most wall cabinets. This option gives the ability to create 12″ deep full height base cabinets in a wide range of heights. Some of the more popular heights are 34½″ by using the 30″ high wall cabinets and 40½″ by using the 36″ high wall cabinets. Note the addition of 4½″ to overall height with the addition of the toe kick. This option allows versatility in designs containing staggered countertop heights. See the Semi-Custom Chart for option availability.

WIDTH		HEIGHT		DEPTH	
Min.	Max.	Min.	Max.	Min.	Max.

Semi-Custom	APC	BO	CC	ES	FCE	FDBS	FH	FI	FIMD	FO	ID	IF	IME	MFE	MD	MH	MW	P	PCE	RD	RTK	TKA	VTK	WBR	WCM	WS	WTR
FOL/TOL																						▲					
INS																						▲					

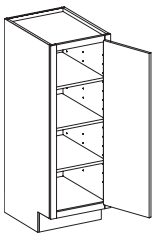

PW1560 TKA

The Toe Kick Added option is also available on the Pantry Wall Cabinets giving the ability to create 24″ deep base cabinets in taller heights. Note the addition of 4½″ to the overall height of the cabinet with the addition of the toe kick. For example, PW1560 TKA will have an overall height of 64½″. These cabinets can serve as broom closets, offer more design flexibility for stacking opportunities or just right for that design requiring staggered heights for visual appeal. See the Semi-Custom Chart for option availability.

WIDTH		HEIGHT		DEPTH	
Min.	Max.	Min.	Max.	Min.	Max.

Semi-Custom	APC	BO	CC	ES	FCE	FDBS	FH	FI	FIMD	FO	ID	IF	IME	MFE	MD	MH	MW	P	PCE	RD	RTK	TKA	VTK	WBR	WCM	WS	WTR
FOL/TOL																						▲					
INS																						▲					

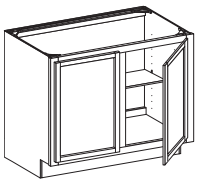

B36 FH

The Full Height Door option gives the ability to turn many base cabinets with drawers into full height doors. This is often used in areas that require slightly taller storage without modifying the height of a cabinet and also for stacking purposes. The base cabinet will keep the half depth base shelf, if included in the original cabinet, which can also be modified into a Full Depth Base Shelf, if needed. See the Semi-Custom Chart for these options availability.

WIDTH		HEIGHT		DEPTH	
Min.	Max.	Min.	Max.	Min.	Max.

Semi-Custom	APC	BO	CC	ES	FCE	FDBS	FH	FI	FIMD	FO	ID	IF	IME	MFE	MD	MH	MW	P	PCE	RD	RTK	TKA	VTK	WBR	WCM	WS	WTR
FOL/TOL							●																				
INS							●																				

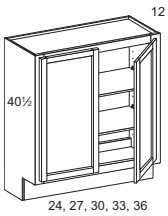

40½" High 12" Deep Base Cabinets with Full Height Doors

B244012FH
B274012FH
B304012FH
B334012FH
B364012FH

2 Doors w/o center mullion,
2 Adj. shelves

WIDTH		HEIGHT		DEPTH	
Min.	Max.	Min.	Max.	Min.	Max.
24"	36"	16½"	48"	6"	30"

Semi-Custom	APC	BO	CC	ES	FCE	FDBS	FH	FI	FIMD	FO	ID	IF	IME	MFE	MD	MH	MW	P	PCE	RD	RTK	TKA	VTK	WBR	WCM	WS	WTR
FOL/TOL	●	●	●	●	●	▲	▲	●		●	●		●	●	●	●	●	●	●	●	●	▲	●	●	▲	●	
INS	●	●	●	●	●	▲	▲	●		●	●			●	●	●	●	●	●	●	●	▲	●	●	▲	●	

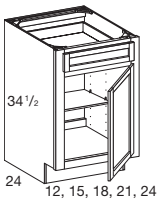

Base Cabinet

B12 L/R
B15 L/R
B18 L/R
B21 L/R
B24SD L/R

1 Drawer,
1 Door,
1 Adj. shelf

- **Must specify L or R hinge**

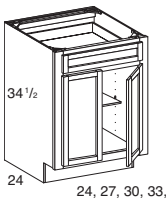

B24
B27
B30WCM
B33WCM
B36WCM

1 Drawer,
2 Doors w/o center mullion,
1 Adj. shelf

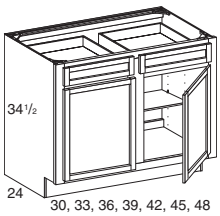

B30
B33
B36
B39
B42
B45D2
B48D2

2 Drawers,
2 Doors,
1 Adj. shelf

- **INSET:** 30"-36" wide will be standard WCM

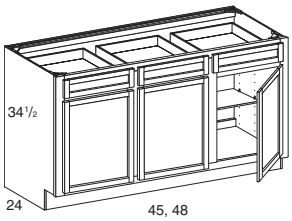

B45
B48

3 Drawers,
3 Doors,
1 Adj. shelf

- Doors hinged Left, Right, Right
- **INSET:** Not available

Door Widths:

	TOL	FOL
B45	12½"	14⅝"
B48 (center)	15½"	17⅝"
B48 (outside)	12½"	14⅝"

WIDTH		HEIGHT		DEPTH	
Min.	Max.	Min.	Max.	Min.	Max.
12"	48"	24"	48"	12"	30"

Semi-Custom	APC	BO	CC	ES	FCE	FDBS	FH	FI	FIMD	FO	ID	IF	IME	MFE	MD	MH	MW	P	PCE	RD	RTK	TKA	VTK	WBR	WCM	WS	WTR
FOL/TOL	●	●	●	●	●	●	●	●		●	●	●	●	●	●	●	●	●	●	●	●	▲	●	●		●	●
INS	●	●	●	●	●	●	●	●		●	●	●		●	●	●	●	●	●	●	●	▲	●	●		●	●

BASE CABINETS (continued)

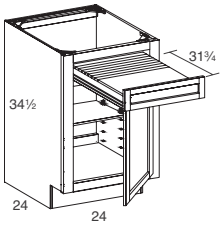

Base Cabinet with Pullout Table

B24SDPT

1 Pullout table,
1 Door,
1 Adj. shelf

	WIDTH		HEIGHT		DEPTH	
	Min.	Max.	Min.	Max.	Min.	Max.
			24″	48″	24″	30″

Semi-Custom	APC	BO	CC	ES	FCE	FDBS	FH	FI	FIMD	FO	ID	IF	IME	MFE	MD	MH	MW	P	PCE	RD	RTK	TKA	VTK	WBR	WCM	WS	WTR
FOL/TOL	●	●	●	●	●	●				●		●	●	●	●	●		●	●		●	▲	●	●		●	
INS	●	●	●	●	●	●				●		●		●	●	●		●	●		●	▲	●	●		●	

BASE CABINETS WITH SLIDING SHELVES INSTALLED

Shelves are ¾″ dovetailed hardwood front, sides and back for all door styles including thermofoil. If Base Cabinet with Sliding Shelves is ordered peninsula style, the sliding shelves will only slide out on one side.

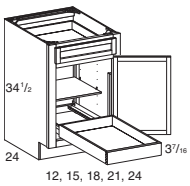

B12SS L/R
B15SS L/R
B18SS L/R
B21SS L/R
B24SDSS L/R

1 Drawer,
1 Door,
1 Adj. shelf,
1 Sliding shelf

- **Must specify L or R hinge**
- Can be reduced in depth
- **INSET:** Not available for B12SS

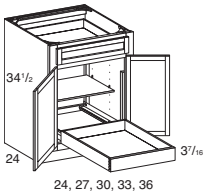

B24SS
B27SS
B30SSWCM
B33SSWCM
B36SSWCM

1 Drawer,
2 Doors w/o center mullion,
1 Adj. shelf,
1 Sliding shelf

- Can be reduced in depth

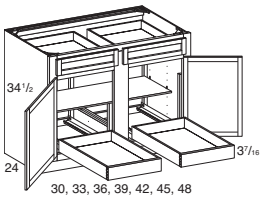

B30SS
B33SS
B36SS
B39SS
B42SS
B45SSD2
B48SSD2

2 Drawers,
2 Doors,
1 Adj. shelf,
2 Sliding shelves

- One 4½″ wide partition extends behind cabinet face frame to cabinet back allowing sliding drawer attachment
- Can be reduced in depth
- **INSET:** 30″-36″ wide will be standard WCM

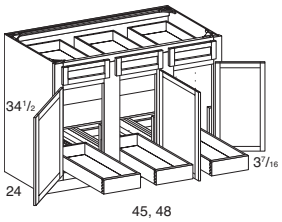

B45SS
B48SS

3 Drawers,
3 Doors,
1 Adj. shelf,
3 Sliding shelves

- Doors hinged Left, Right, Right
- Two 4½″ wide partitions extend behind cabinet face frame to cabinet back allowing sliding drawer attachment
- Can be reduced in depth
- **INSET:** Not available

	WIDTH		HEIGHT		DEPTH	
	Min.	Max.	Min.	Max.	Min.	Max.
	12″	48″	34½″	48″	18″	30″

Semi-Custom	APC	BO	CC	ES	FCE	FDBS	FH	FI	FIMD	FO	ID	IF	IME	MFE	MD	MH	MW	P	PCE	RD	RTK	TKA	VTK	WBR	WCM	WS	WTR
FOL/TOL	●		●	●	●	●	●			●		●	●	●	●	●	●	●	●	●	●	▲	●	●			●
INS	●		●	●	●	●	●			●		●		●	●	●	●	●	●	●	●	▲	●	●			●

BASE CABINETS WITH SLIDING SHELVES INSTALLED (continued)

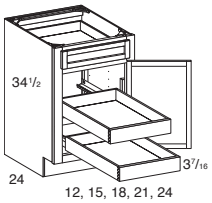

12, 15, 18, 21, 24

B12SS2 L/R
B15SS2 L/R
B18SS2 L/R
B21SS2 L/R
B24SDSS2 L/R

1 Drawer,
1 Door,
2 Sliding shelves

- **Must specify L or R hinge**
- Can be reduced in depth
- INSET: Not available for B12SS2

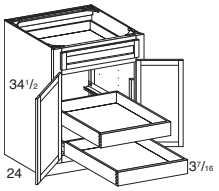

24, 27, 30, 33, 36

B24SS2
B27SS2
B30SS2WCM
B33SS2WCM
B36SS2WCM

1 Drawer,
2 Doors w/o center mullion,
2 Sliding shelves

- Can be reduced in depth

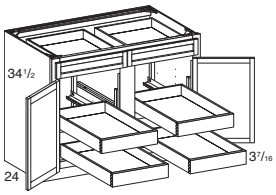

B30SS4
B33SS4
B36SS4
B39SS4
B42SS4
B45SS4D2
B48SS4D2

2 Drawers,
2 Doors,
4 Sliding shelves

- One 4½″ wide partition extends behind cabinet face frame to cabinet back allowing sliding drawer attachment
- Can be reduced in depth
- **INSET:** 30″-36″ wide will be standard WCM

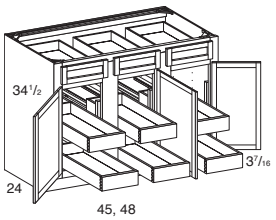

45, 48

B45SS6
B48SS6

3 Drawers,
3 Doors,
6 Sliding shelves

- Doors hinged Left, Right, Right
- Two 4½″ wide partitions extend behind cabinet face frame to cabinet back allowing sliding drawer attachment
- Can be reduced in depth
- **INSET:** Not available

	WIDTH		HEIGHT		DEPTH	
	Min.	Max.	Min.	Max.	Min.	Max.
	12″	48″	34½″	48″	18″	30″

Semi-Custom	APC	BO	CC	ES	FCE	FDBS	FH	FI	FIMD	FO	ID	IF	IME	MFE	MD	MH	MW	P	PCE	RD	RTK	TKA	VTK	WBR	WCM	WS	WTR
FOL/TOL	●		●	●	●		●			●		●	●	●	●	●	●	●	●	●	●	▲	●	●			●
INS	●		●	●	●		●			●		●		●	●	●	●	●	●	●	●	▲	●	●			●

BASE CABINETS WITH PULLOUT SHELVES

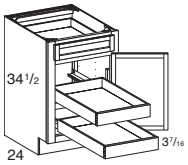

12, 15, 18, 21, 24

BWPS12 L/R
BWPS15 L/R
BWPS18 L/R
BWPS21 L/R
BWPS24SD L/R

1 Drawer,
1 Door,
2 Adj. pullout shelves

- **Must specify L or R hinge**
- Can be used to house cooktop by converting drawer to drawer blank
- Measurement from the top of the cabinet to the top of the drawer box is 2″
- Shelves are ¾″ dovetailed hardwood front, sides and back for all door styles including thermofoil
- INSET: Not available for BWPS12; top sliding shelf mounted to full depth shelf

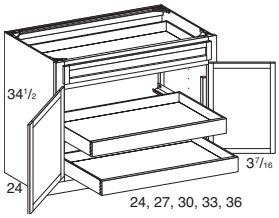

24, 27, 30, 33, 36

BWPS24
BWPS27
BWPS30
BWPS33
BWPS36

1 Drawer,
2 Doors w/o center mullion,
2 Adj. pullout shelves

	WIDTH		HEIGHT		DEPTH	
	Min.	Max.	Min.	Max.	Min.	Max.
	12″	36″	34½″	48″	18″	30″

Semi-Custom	APC	BO	CC	ES	FCE	FDBS	FH	FI	FIMD	FO	ID	IF	IME	MFE	MD	MH	MW	P	PCE	RD	RTK	TKA	VTK	WBR	WCM	WS	WTR
FOL/TOL	●		●	●	●		●			●	●	●	●	●	●	●	●	●	●		●	▲	●	●	▲		●
INS	●		●	●	●		●			●	●	●		●	●	●	●	●	●		●	▲	●	●	▲		●

BASE CABINETS WITH POT AND PAN PULLOUT

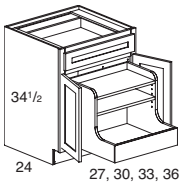

BWPP27
BWPP30
BWPP33
BWPP36

1 Drawer,
2 Doors w/o center mullion,
1 Pullout with one adj. shelf

- Can be used to house cooktop by converting drawer to drawer blank
- Measurement from the top of the cabinet to the top of the drawer box is 2″
- Pot and Pan pullout is natural finished
- Pullout is full extension soft close
- **INSET:** Not available for BWPP27

	WIDTH		HEIGHT		DEPTH	
	Min.	Max.	Min.	Max.	Min.	Max.
	24″	36″	34½″	48″	24″	30″

Semi-Custom	APC	BO	CC	ES	FCE	FDBS	FH	FI	FIMD	FO	ID	IF	IME	MFE	MD	MH	MW	P	PCE	RD	RTK	TKA	VTK	WBR	WCM	WS	WTR
FOL/TOL	●		●	●	●		●			●	●	●	●	●	●	●	●	●	●		●	▲	●	●	▲		●
INS	●		●	●	●		●			●	●	●		●	●	●	●	●	●		●	▲	●	●	▲		●

DRAWER BASE CABINETS

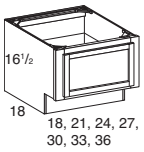

Bench Seat Drawer Base Cabinet

BDB18 **BDB30**
BDB21 **BDB33**
BDB24 **BDB36**
BDB27

1 Drawer

	WIDTH		HEIGHT		DEPTH	
	Min.	Max.	Min.	Max.	Min.	Max.
	12″	36″			12″	30″

Semi-Custom	APC	BO	CC	ES	FCE	FDBS	FH	FI	FIMD	FO	ID	IF	IME	MFE	MD	MH	MW	P	PCE	RD	RTK	TKA	VTK	WBR	WCM	WS	WTR
FOL/TOL	▲	●	●	●	●					●	●	●	●	●	●		●		▲	●	●	▲	●	●		●	
INS	▲	●	●	●	●					●	●	●		●	●		●		▲	●	●	▲	●	●		●	

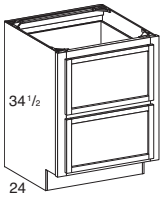

Two Drawer Base Cabinet

2DB12 **2DB27**
2DB15 **2DB30**
2DB18 **2DB33**
2DB21 **2DB36**
2DB24 **2DB42**

2 Drawers

	WIDTH		HEIGHT		DEPTH	
	Min.	Max.	Min.	Max.	Min.	Max.
	12″	42″	20¼″	34½″	12″	30″

Semi-Custom	APC	BO	CC	ES	FCE	FDBS	FH	FI	FIMD	FO	ID	IF	IME	MFE	MD	MH	MW	P	PCE	RD	RTK	TKA	VTK	WBR	WCM	WS	WTR
FOL/TOL	●	●	●	●	●					●			●	●	●	●	●		●	●	●	▲	●	●		●	
INS	●	●	●	●	●					●				●	●	●	●		●	●	●	▲	●	●		●	

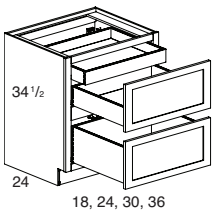

Two Drawer Base Cabinet with Hidden Drawer

2DB18HD
2DB24HD
2DB30HD
2DB36HD

2 Drawers,
1 Hidden drawer inside top drawer

	WIDTH		HEIGHT		DEPTH	
	Min.	Max.	Min.	Max.	Min.	Max.
	12″	36″	20¼″	34½″	12″	30″

Semi-Custom	APC	BO	CC	ES	FCE	FDBS	FH	FI	FIMD	FO	ID	IF	IME	MFE	MD	MH	MW	P	PCE	RD	RTK	TKA	VTK	WBR	WCM	WS	WTR
FOL/TOL	●	●	●	●	●					●			●	●	●	●	●		●	●	●	▲	●	●		●	
INS	●	●	●	●	●					●				●	●	●	●		●	●	●	▲	●	●		●	

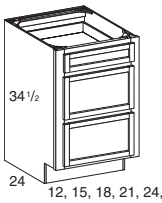

Three Drawer Base Cabinet

3DB12 **3DB27**
3DB15 **3DB30**
3DB18 **3DB33**
3DB21 **3DB36**
3DB24 **3DB39**

3 Drawers

- **MH only available in 28½″, 31½″ and 34½″ heights**

	WIDTH		HEIGHT		DEPTH	
	Min.	Max.	Min.	Max.	Min.	Max.
	12″	39″			12″	30″

Semi-Custom	APC	BO	CC	ES	FCE	FDBS	FH	FI	FIMD	FO	ID	IF	IME	MFE	MD	MH	MW	P	PCE	RD	RTK	TKA	VTK	WBR	WCM	WS	WTR
FOL/TOL	●	●	●	●	●					●			●	●	●	●	●		●	●	●	▲	●	●		●	●
INS	●	●	●	●	●					●				●	●	●	●		●	●	●	▲	●	●		●	●

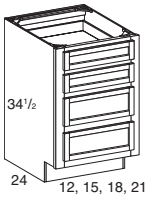

Four Drawer Base Cabinet

4DB12 **4DB24**
4DB15 **4DB27**
4DB18 **4DB30**
4DB21 **4DB36**

4 Drawers

- **INSET:** Not available

	WIDTH		HEIGHT		DEPTH	
	Min.	Max.	Min.	Max.	Min.	Max.
	12″	36″			12″	30″

Semi-Custom	APC	BO	CC	ES	FCE	FDBS	FH	FI	FIMD	FO	ID	IF	IME	MFE	MD	MH	MW	P	PCE	RD	RTK	TKA	VTK	WBR	WCM	WS	WTR
FOL/TOL	●	●	●	●	●					●			●	●	●		●		●	●	●	▲	●	●		●	●

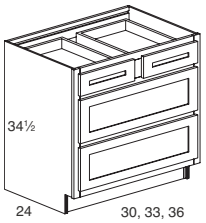

Four Drawer Base Cabinet with Split Top Drawer

4DB30ST **4 Drawers**
4DB33ST
4DB36ST

WIDTH		HEIGHT		DEPTH	
Min.	Max.	Min.	Max.	Min.	Max.
				12″	30″

Semi-Custom	APC	BO	CC	ES	FCE	FDBS	FH	FI	FIMD	FO	ID	IF	IME	MFE	MD	MH	MW	P	PCE	RD	RTK	TKA	VTK	WBR	WCM	WS	WTR
FOL/TOL	●	●	●	●	●					●			●	●	●				●	●	●	▲	●	●		●	
INS	●	●	●	●	●					●				●	●				●	●	●	▲	●	●		●	

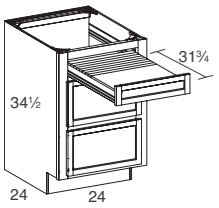

Three Drawer Base Cabinet with Pullout Table

3DB24PT **1 Pullout table, 2 Drawers**

- **MH only available in 28½″, 31½″ and 34½″ heights**

WIDTH		HEIGHT		DEPTH	
Min.	Max.	Min.	Max.	Min.	Max.
				24″	30″

Semi-Custom	APC	BO	CC	ES	FCE	FDBS	FH	FI	FIMD	FO	ID	IF	IME	MFE	MD	MH	MW	P	PCE	RD	RTK	TKA	VTK	WBR	WCM	WS	WTR
FOL/TOL	●	●	●	●	●					●			●	●	●	●			●		●	▲	●	●		●	●
INS	●	●	●	●	●					●				●	●	●			●		●	▲	●	●		●	●

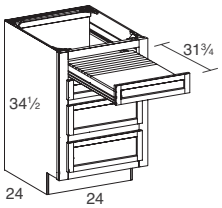

Four Drawer Base Cabinet with Pullout Table

4DB24PT **1 Pullout table, 3 Drawers**

- **INSET:** Not available

WIDTH		HEIGHT		DEPTH	
Min.	Max.	Min.	Max.	Min.	Max.
				24″	30″

Semi-Custom	APC	BO	CC	ES	FCE	FDBS	FH	FI	FIMD	FO	ID	IF	IME	MFE	MD	MH	MW	P	PCE	RD	RTK	TKA	VTK	WBR	WCM	WS	WTR
FOL/TOL	●	●	●	●	●					●			●	●	●	●			●		●	▲	●	●		●	

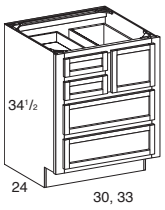

Five Drawer Base Cabinet

5DB30 **5 Drawers**
5DB33

- **INSET:** Not available

WIDTH		HEIGHT		DEPTH	
Min.	Max.	Min.	Max.	Min.	Max.
				12″	30″

Semi-Custom	APC	BO	CC	ES	FCE	FDBS	FH	FI	FIMD	FO	ID	IF	IME	MFE	MD	MH	MW	P	PCE	RD	RTK	TKA	VTK	WBR	WCM	WS	WTR
FOL/TOL	●	●	●	●	●					●			●	●	●				●	●	●	▲	●	●		●	

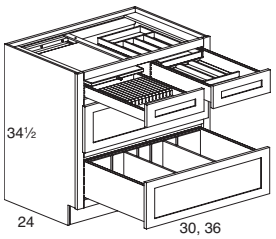

Base Cooking Center

BCC30 **4 Drawers**
BCC36

- Base Cooking Center contains the Wood Tiered Cutlery Tray, Cutting Board and Knife Drawer, a middle divider, and has the Deep Divider Kit installed in the bottom drawer

WIDTH		HEIGHT		DEPTH	
Min.	Max.	Min.	Max.	Min.	Max.
				24″	30″

Semi-Custom	APC	BO	CC	ES	FCE	FDBS	FH	FI	FIMD	FO	ID	IF	IME	MFE	MD	MH	MW	P	PCE	RD	RTK	TKA	VTK	WBR	WCM	WS	WTR
FOL/TOL	●	●	●	●	●					●			●	●	●				●		●	▲	●	●		●	
INS	●	●	●	●	●					●				●	●				●		●	▲	●	●		●	

SPICE DRAWER BASE CABINET

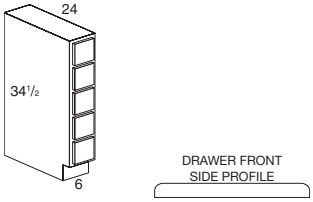

SDBC6

- Sides, top and bottom have ¾″ plywood frameless construction
- Drawers are ½″ plywood with natural finish
- Drawer fronts have an eased edge profile that complements door styles, but is not identical
- **For MDF and Thermofoil door styles, Spice Drawer Base Cabinet is painted maple**

BASE CHEF PANTRY

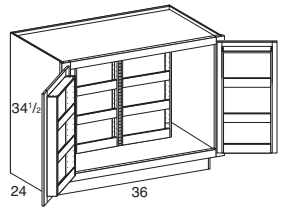

BCP36 — **2 Full height doors**

- Natural maple wood grain laminate interior
- Pantry storage kit included in price and shipped installed
- Cabinet has top
- If installed adjacent to a wall, use a 6″ filler for door to open fully
- Design tip-order VTK to use for 30″ stacking applications
- **INSET:** Door shelf kits not included

	WIDTH		HEIGHT		DEPTH	
	Min.	Max.	Min.	Max.	Min.	Max.
					24″	30″

Semi-Custom	APC	BO	CC	ES	FCE	FDBS	FH	FI	FIMD	FO	ID	IF	IME	MFE	MD	MH	MW	P	PCE	RD	RTK	TKA	VTK	WBR	WCM	WS	WTR
FOL/TOL	▲		●	●	●		▲						●	●	●				▲		●	▲	●	●	▲		
INS	▲		●	●	●		▲							●	●				▲		●	▲	●	●	▲		

BASE SUPER CHEF CABINETS

Base Super Chef Cabinet with Door Shelf Kit

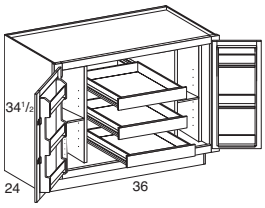

B36SCCDSK — **2 Doors with door shelf kit, 3 Adj. sliding shelves, 2 Adj. shelves**

- Natural interior
- Design tip-order VTK to use for 30″ stacking applications
- **INSET:** Not available

Base Super Chef Cabinet with Spice Pullout

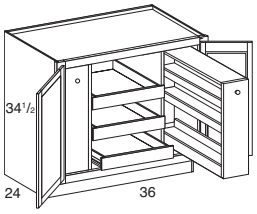

B36SCCSPO — **2 Doors, 3 Adj. sliding shelves, 2 Spice pullouts**

- Natural interior
- Pullouts are natural finished with stainless steel rails
- Design tip-order VTK to use for 30″ stacking applications
- **INSET:** Not available

	WIDTH		HEIGHT		DEPTH	
	Min.	Max.	Min.	Max.	Min.	Max.
					24″	30″

Semi-Custom	APC	BO	CC	ES	FCE	FDBS	FH	FI	FIMD	FO	ID	IF	IME	MFE	MD	MH	MW	P	PCE	RD	RTK	TKA	VTK	WBR	WCM	WS	WTR
FOL/TOL	▲		●	●	●		▲						●	●	●				▲		●	▲	●	●	▲		

SINK BASE CABINETS

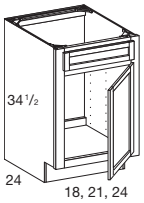

SB18 L/R
SB21 L/R
SB24SD L/R

1 Drawer blank, 1 Door

- **Must specify L or R hinge**
- FOL door styles have spacer added to back of drawer blank to make flush with doors

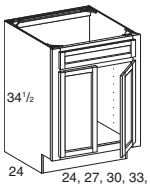

SB24
SB27
SB30WCM
SB33WCM
SB36WCM

1 Drawer blank, 2 Doors w/o center mullion

- FOL door styles have spacer added to back of drawer blank to make flush with doors

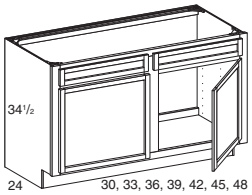

SB30
SB33
SB36
SB39
SB42
SB45
SB48

2 Drawer blanks, 2 Doors

- FOL door styles have spacer added to back of drawer blank to make flush with doors
- **INSET:** 30″-36″ wide will be standard WCM

	WIDTH		HEIGHT		DEPTH	
	Min.	Max.	Min.	Max.	Min.	Max.
	12″	48″	24″	48″	6″	30″

Semi-Custom	APC	BO	CC	ES	FCE	FDBS	FH	FI	FIMD	FO	ID	IF	IME	MFE	MD	MH	MW	P	PCE	RD	RTK	TKA	VTK	WBR	WCM	WS	WTR
FOL/TOL	●	●	●	●	●	●	●	●		●	●	●	●	●	●	●	●	●	●	●	●	▲	●	●		●	●
INS	●	●	●	●	●	●	●	●		●	●	●		●	●	●	●	●	●	●	●	▲	●	●		●	●

SINK BASE CABINETS (continued)

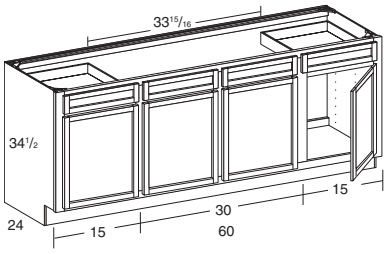

SB60

2 Drawers,
2 Drawer blanks,
4 Doors

- Doors hinged Left, Right, Left, Right
- FOL door styles have spacer added to back of drawer blank to make flush with doors
- **INSET:** Not available

WIDTH		HEIGHT		DEPTH	
Min.	Max.	Min.	Max.	Min.	Max.
		24″	48″	12″	30″

Semi-Custom	APC	BO	CC	ES	FCE	FDBS	FH	FI	FIMD	FO	ID	IF	IME	MFE	MD	MH	MW	P	PCE	RD	RTK	TKA	VTK	WBR	WCM	WS	WTR
FOL/TOL	●	●	●	●	●	●	●	●		●	●	●	●	●	●	●		●	●	●	●	▲	●	●		●	●

TILT OUT TRAYS

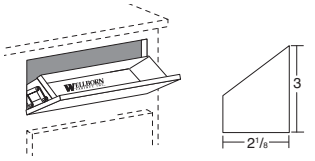

TOT18S (for SB18)
TOT21S (for SB21)
TOT24S (for SB24 & SB24SD)
TOT27S (for SB27)
TOT30S (for SB30, SB30 WCM) contains 2 trays
TOT33S (for SB33, SB33 WCM) contains 2 trays
TOT36S (for SB36, SB36 WCM) contains 2 trays
TOT39S (for SB39) contains 2 trays
TOT42S (for SB42) contains 2 trays
TOT45S (for SB45) contains 2 trays
TOT48S (for SB48) contains 2 trays
TOT60S (for SB60) contains 2 trays

- Stainless steel with Wellborn logo imprint
- **INSET:** Not available

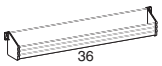

TOT36W

- Fits all SB cabinets
- Trimmable to make two Tilt Outs
- Includes a 36″ wide white tray, two sets of hinges, two pair end caps and tube adhesive
- **INSET:** Not available

FARMHOUSE RANGE BASE CABINETS

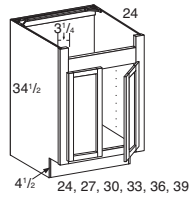

FRB24
FRB27
FRB30
FRB33
FRB36
FRB39

2 Doors w/o center mullion for 24″ & 27″ wide (30″, 33″, 36″ & 39″ wide have a center mullion)

- Back will have a standard sink base appearance when the peninsula option is chosen
- **INSET:** 30″-36″ wide will be standard WCM

Maximum Cut Out in Top:
9¼″ high x 20½″ wide for FRB24
9¼″ high x 23½″ wide for FRB27
9¼″ high x 26½″ wide for FRB30
9¼″ high x 29½″ wide for FRB33
9¼″ high x 32½″ wide for FRB36
9¼″ high x 35½″ wide for FRB39

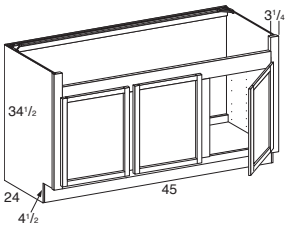

FRB45

3 Doors

- Doors hinged Left, Right, Right
- Back will have a standard sink base appearance when the peninsula option is chosen
- **INSET:** Will have 2 doors

Maximum Cut Out in Top:
9¼″ high x 41½″ wide for FRB45

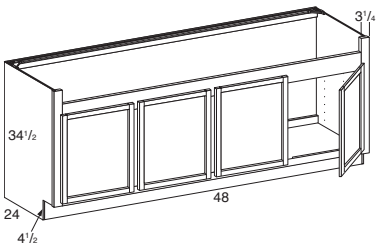

FRB48

4 Doors

- Doors hinged Left, Right, Left, Right
- Back will have a standard sink base appearance when the peninsula option is chosen
- **INSET:** Will have 2 doors

Maximum Cut Out in Top:
9¼″ high x 44½″ wide for FRB48

WIDTH		HEIGHT		DEPTH	
Min.	Max.	Min.	Max.	Min.	Max.
24″	48″	34½″	48″	6″	30″

Semi-Custom	APC	BO	CC	ES	FCE	FDBS	FH	FI	FIMD	FO	ID	IF	IME	MFE	MD	MH	MW	P	PCE	RD	RTK	TKA	VTK	WBR	WCM	WS	WTR
FOL/TOL	●	●	●	●	●	●		●		●	●		●	●	●	●	●	●	●	●	●	▲	●	●		●	
INS	●	●	●	●	●	●		●		●	●			●	●	●	●	●	●	●	●	▲	●	●		●	

FARMHOUSE RANGE DRAWER BASE CABINETS

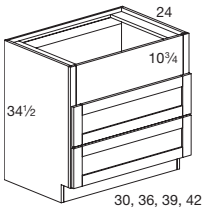

FRDB30
FRDB36
FRDB39
FRDB42

2 Drawers

- Drawers will not line up with adjacent drawer bases

Maximum Cut Out in Top:
9¼″ high x 26½″ wide for FRDB30
9¼″ high x 32½″ wide for FRDB36
9¼″ high x 35½″ wide for FRDB39
9¼″ high x 38½″ wide for FRDB42

WIDTH		HEIGHT		DEPTH	
Min.	Max.	Min.	Max.	Min.	Max.
27″	42″			24″	30″

Semi-Custom	APC	BO	CC	ES	FCE	FDBS	FH	FI	FIMD	FO	ID	IF	IME	MFE	MD	MH	MW	P	PCE	RD	RTK	TKA	VTK	WBR	WCM	WS	WTR
FOL/TOL	●	●	●	●	●					●	●		●	●	●		●		●	●	●	▲	●	●		●	▲
INS	●	●	●	●	●					●	●			●	●		●		●	●	●	▲	●	●		●	▲

APRON FRONT BASE CABINETS

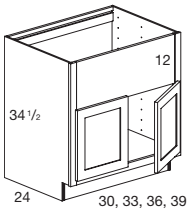

AFB30
AFB33
AFB36
AFB39

2 Doors w/o center mullion for 30″, 33″ & 36″ wide (39″ wide has a center mullion)

- Back will have a standard sink base appearance when the peninsula option is chosen

Maximum Cut Outs:
10¼″ high x 26½″ wide for AFB30
10¼″ high x 29½″ wide for AFB33
10¼″ high x 32½″ wide for AFB36
10¼″ high x 35½″ wide for AFB39

WIDTH		HEIGHT		DEPTH	
Min.	Max.	Min.	Max.	Min.	Max.
24¼″	39″	34½″	48″	6″	30″

Semi-Custom	APC	BO	CC	ES	FCE	FDBS	FH	FI	FIMD	FO	ID	IF	IME	MFE	MD	MH	MW	P	PCE	RD	RTK	TKA	VTK	WBR	WCM	WS	WTR
FOL/TOL	●	●	●	●	●			●		●	●		●	●	●	●	●	●	●	●	●	▲	●	●	▲	●	▲
INS	●	●	●	●	●			●		●	●			●	●	●	●	●	●	●	●	▲	●	●	▲	●	▲

RANGE TOP DRAWER BASE CABINETS

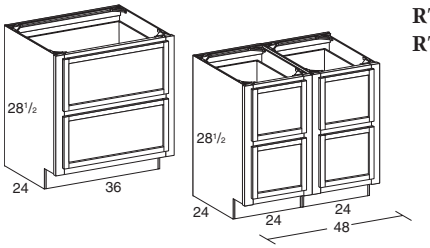

RTDB2428
RTDB3628

2 Drawers

- Available with Reduced Depth Drawer option
- For 48″ wide, use two (2) RTDB2428 (shown)

WIDTH		HEIGHT		DEPTH	
Min.	Max.	Min.	Max.	Min.	Max.
21¼″	36″	24″	48″	12″	30″

Semi-Custom	APC	BO	CC	ES	FCE	FDBS	FH	FI	FIMD	FO	ID	IF	IME	MFE	MD	MH	MW	P	PCE	RD	RTK	TKA	VTK	WBR	WCM	WS	WTR
FOL/TOL	●	●	●	●	●					●	●		●	●	●	●	●		●	●	●	▲	●	●		●	
INS	●	●	●	●	●					●	●			●	●	●	●		●	●	●	▲	●	●		●	

DRAWER RANGE BASE CABINETS

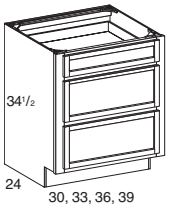

DRB30
DRB33
DRB36
DRB39

3 Drawers

- Top drawer is scooped (2⅜″) with a 3″ clearance from top of cabinet
- Cook tops with downdrafts can be used by ordering with RDDRW option
- Some cooktops may require removing the top drawer and adding a drawer blank
- Check manufacturer's specifications

WIDTH		HEIGHT		DEPTH	
Min.	Max.	Min.	Max.	Min.	Max.
27¼″	39″			12″	30″

Semi-Custom	APC	BO	CC	ES	FCE	FDBS	FH	FI	FIMD	FO	ID	IF	IME	MFE	MD	MH	MW	P	PCE	RD	RTK	TKA	VTK	WBR	WCM	WS	WTR
FOL/TOL	●	●	●	●	●					●	●		●	●	●		●		●	●	●	▲	●	●		●	●
INS	●	●	●	●	●					●	●			●	●		●		●	●	●	▲	●	●		●	●

WARMING DRAWER BASE CABINETS

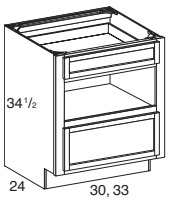

WDB30 **2 Drawers**
(for 27″ wide warming drawer)
WDB33
(for 30″ wide warming drawer)

Warming Drawer Cutouts:
WDB30 — 26½ x 9⅜
WDB33 — 29½ x 9⅜

- Top drawer is scooped (2⅜″) with a 3″ clearance from top of cabinet
- Cook tops with downdrafts can be used by ordering with RDDRW option
- Some cooktops may require removing the top drawer and adding a drawer blank
- Check manufacturer's specifications
- Shims may be required
- Warming drawer area is unfinished

WIDTH		HEIGHT		DEPTH	
Min.	Max.	Min.	Max.	Min.	Max.
27¼″	33″			12″	30″

Semi-Custom	APC	BO	CC	ES	FCE	FDBS	FH	FI	FIMD	FO	ID	IF	IME	MFE	MD	MH	MW	P	PCE	RD	RTK	TKA	VTK	WBR	WCM	WS	WTR
FOL/TOL	●	●	●	●	●					●	●		●	●	●		●		●		●	▲	●	●		●	●
INS	●	●	●	●	●					●	●			●	●		●		●		●	▲	●	●		●	●

BASE OVEN CABINETS

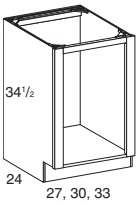

BOC27
BOC30
BOC33

- Maximum cut out width is 29½″ for BOC33, 26½″ for BOC30, 23½″ wide for BOC27
- Standard opening height is 27 3/16″
- Maximum cut out height is 28 15/16″
- **Finish techniques are not included**

WIDTH		HEIGHT		DEPTH	
Min.	Max.	Min.	Max.	Min.	Max.
24¼″	33″	34½″	48″	6″	30″

Semi-Custom	APC	BO	CC	ES	FCE	FDBS	FH	FI	FIMD	FO	ID	IF	IME	MFE	MD	MH	MW	P	PCE	RD	RTK	TKA	VTK	WBR	WCM	WS	WTR
FOL/TOL	▲	▲	●	●	●			●		●	●			●	●	●	●		▲	●	●	▲	●	●		●	
INS	▲	▲	●	●	●			●		●	●			●	●	●	●		▲	●	●	▲	●	●		●	

BASE MICROWAVE CABINETS

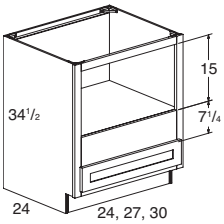

BMC24 **1 Drawer**
BMC27
BMC30

- Finished interior
- Appliance platform shipped uninstalled
- Includes trimmable supports
- Standard opening height is 15″
- Maximum cut out height is 20½″
- BMC24 opening width is 20½″
- BMC27 opening width is 23½″
- BMC30 opening width is 26½″

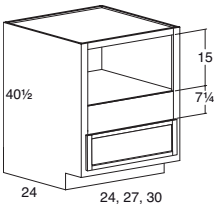

BMC2440 **1 Drawer**
BMC2740
BMC3040

- Finished interior
- Appliance platform shipped uninstalled
- Includes trimmable supports
- Standard opening height is 15″
- Maximum cut out height is 20½″
- BMC2440 opening width is 20½″
- BMC2740 opening width is 23½″
- BMC3040 opening width is 26½″

WIDTH		HEIGHT		DEPTH	
Min.	Max.	Min.	Max.	Min.	Max.
21¼″	30″	34½″	48″	12″	30″

Semi-Custom	APC	BO	CC	ES	FCE	FDBS	FH	FI	FIMD	FO	ID	IF	IME	MFE	MD	MH	MW	P	PCE	RD	RTK	TKA	VTK	WBR	WCM	WS	WTR
FOL/TOL	▲	●	●	●	●			▲		●	●		●	▲	●	●	●		▲	●	●	▲	●	●		●	
INS	▲	●	●	●	●			▲		●	●			▲	●	●	●		▲	●	●	▲	●	●		●	

Base Microwave Cabinet with Doors

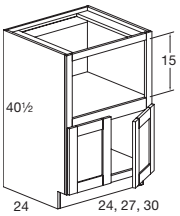

BMCD2440 **2 Doors w/o center mullion**
BMCD2740
BMCD3040

- Finished interior
- Standard opening height is 15″
- BMCD2440 opening width is 20½″
- BMCD2740 opening width is 23½″
- BMCD3040 opening width is 26½″

WIDTH		HEIGHT		DEPTH	
Min.	Max.	Min.	Max.	Min.	Max.
21¼″	30″	34½″	48″	6″	30″

Semi-Custom	APC	BO	CC	ES	FCE	FDBS	FH	FI	FIMD	FO	ID	IF	IME	MFE	MD	MH	MW	P	PCE	RD	RTK	TKA	VTK	WBR	WCM	WS	WTR
FOL/TOL	▲	●	●	●	●			▲		●	●		●	▲	●	●	●		▲	●	●	▲	●	●	▲	●	
INS	▲	●	●	●	●			▲		●	●			▲	●	●	●		▲	●	●	▲	●	●	▲	●	

APPLIANCE DRAWER BASE CABINET

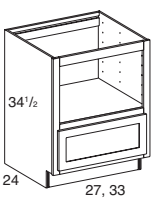

ADB27 **1 Drawer**
ADB33

- Appliance area not finished
- Specifically designed for drawer type appliances such as microwaves and dish drawers
- Standard opening height is 14⅞″
- Standard opening width is 23½″ for ADB27 and 29½″ for ADB33
- Maximum cut out height is 16¼″
- Maximum cut out width is 24″ for ADB27 and 30″ for ADB33
- Standard depth from front of frame is 23⅝″

WIDTH		HEIGHT		DEPTH	
Min.	Max.	Min.	Max.	Min.	Max.
21¼″	33″	34¼″	48″	12″	30″

Semi-Custom	APC	BO	CC	ES	FCE	FDBS	FH	FI	FIMD	FO	ID	IF	IME	MFE	MD	MH	MW	P	PCE	RD	RTK	TKA	VTK	WBR	WCM	WS	WTR
FOL/TOL	●	●	●	●	●					●	●		●	●	●	●	●		●		●	▲	●	●		●	
INS	●	●	●	●	●					●	●			●	●	●	●		●		●	▲	●	●		●	

APPLIANCE SPACER KIT

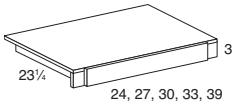

ASK24
ASK27
ASK30
ASK33
ASK39

- Trimmable

HIDE-A-MIXER FULL HEIGHT DOOR CABINET

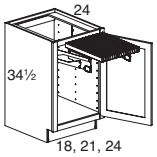

B18FHHAM L/R
B21FHHAM L/R
B24SDFHHAM L/R

- **Must specify L or R hinge**
- **INSET:** Not available

WIDTH		HEIGHT		DEPTH	
Min.	Max.	Min.	Max.	Min.	Max.
				24″	30″

Semi-Custom	APC	BO	CC	ES	FCE	FDBS	FH	FI	FIMD	FO	ID	IF	IME	MFE	MD	MH	MW	P	PCE	RD	RTK	TKA	VTK	WBR	WCM	WS	WTR
FOL/TOL	●		●	●	●		▲				●		●	●	●				●		●	▲	●	●			

BREAD BOX DRAWER BASE CABINET

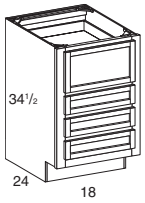

BBD18 — **1 Deep top drawer with factory installed bread box cover, 3 Small drawers**

- Breadbox cover is clear plastic
- **INSET:** Not available

WIDTH		HEIGHT		DEPTH	
Min.	Max.	Min.	Max.	Min.	Max.
				24″	30″

Semi-Custom	APC	BO	CC	ES	FCE	FDBS	FH	FI	FIMD	FO	ID	IF	IME	MFE	MD	MH	MW	P	PCE	RD	RTK	TKA	VTK	WBR	WCM	WS	WTR
FOL/TOL	▲	●	●	●	●							●	●	●	●				▲		●	▲	●	●		●	

GLASS FRONT DRAWER BASE CABINETS

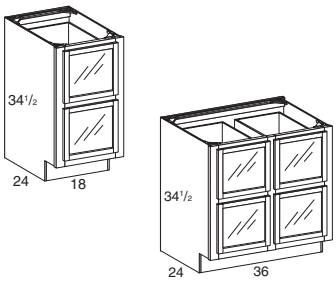

Glass Front Two Drawer Base Cabinet
GFDB18 — **2 Drawers**

Glass Front Four Drawer Base Cabinet
GFDB36 — **4 Drawers**

- Clear acrylic inserts
- Not available in Milan or Barcelona
- Bali will not include applied moulding

Glass Sizes:

½″ Overlay	8 13/16″ W x 6 13/16″ H
Full Overlay	11⅞″ W x 8⅞″ H
Shaker FO	12″ W x 9″ H

WIDTH		HEIGHT		DEPTH	
Min.	Max.	Min.	Max.	Min.	Max.
				24″	30″

Semi-Custom	APC	BO	CC	ES	FCE	FDBS	FH	FI	FIMD	FO	ID	IF	IME	MFE	MD	MH	MW	P	PCE	RD	RTK	TKA	VTK	WBR	WCM	WS	WTR
FOL/TOL	▲	●	●	●	●								●	●	●				▲		●	▲	●	●		●	
INS	▲	●	●	●	●									●	●				▲		●	▲	●	●		●	

SINK BASE ACCESSORIES

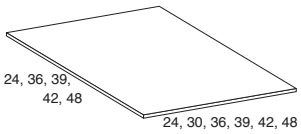

Sink Front Floor
SFF2424
SFF3024
SFF3624
SFF4824
SFF3636 (for DCSF36)
SFF3939 (for DCSF39)
SFF4242 (for DCSF42)
SFF4848

- ½″ Wood grain/white laminated furniture board
- Order by species



Sink Base Mat
SBM

- White polystyrene
- Mat is used to protect the bottom of the sink base from water due to minor leaks only
- Measures 21½″ D and 45¼″ W
- Trim to fit

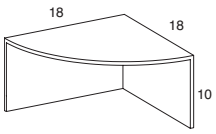

Sink Base Storage Shelf
SBSS

- No floor
- ½″ Plywood wood grain/white laminated

RANGE BASE ACCESSORIES

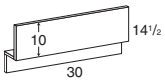

Range Base

RB30

- Can be trimmed
- ¾" Thick solid wood
- **ES not available on RB30**
- **Finish techniques are not included**
- **For MDF and Thermofoil door styles, the Range Base is painted maple**

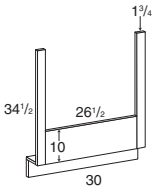

Range Front

RF30

- Can be trimmed
- ¾" Thick solid wood
- **Finish techniques are not included**
- **For MDF and Thermofoil door styles, the Range Front is painted maple**

WIDTH		HEIGHT		DEPTH	
Min.	Max.	Min.	Max.	Min.	Max.

Semi-Custom	APC	BO	CC	ES	FCE	FDBS	FH	FI	FIMD	FO	ID	IF	IME	MFE	MD	MH	MW	P	PCE	RD	RTK	TKA	VTK	WBR	WCM	WS	WTR
FOL/TOL				●						▲																	
INS				●						▲																	

DISHWASHER BASE CABINETS

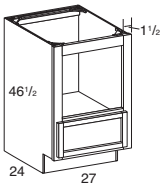

DBC2746 **1 Drawer blank**

- Frame opening is 24" W x 34⅜" H
- Place dishwasher in cabinet, then mount drawer front on cabinet
- Cabinet has a subfloor
- **INSET:** Not available

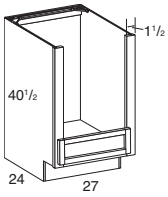

DBC2740 **1 Drawer blank**

- Place dishwasher in cabinet, then mount drawer front on cabinet
- Cabinet has a subfloor
- **INSET:** Not available

WIDTH		HEIGHT		DEPTH	
Min.	Max.	Min.	Max.	Min.	Max.
24¼"	27"	24"	48"	6"	30"

Semi-Custom	APC	BO	CC	ES	FCE	FDBS	FH	FI	FIMD	FO	ID	IF	IME	MFE	MD	MH	MW	P	PCE	RD	RTK	TKA	VTK	WBR	WCM	WS	WTR
FOL/TOL	▲	●		●	●						●			●	●	●	●		▲		●	▲	●	●		●	

DISHWASHER FRONTS

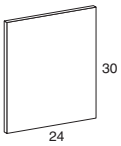

Dishwasher Front

DWF

- ³⁄₁₆" Finished plywood
- **Available in square doors only**
- **Finish techniques are not included**
- **For MDF and Thermofoil door styles, the dishwasher front panel is plywood with vinyl**
- **INSET:** Use custom appliance door panels in the Semi-Custom Program for inset appearance

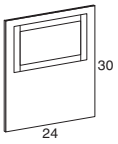

Flat Panel

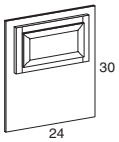

Raised Panel

Dishwasher Front Panel

DWFP

- ³⁄₁₆" Veneer plywood
- Door included and mounted on plywood
- Trim to fit and cover bottom panel of dishwasher
- **Available in square doors only**
- **For Thermofoil door styles, the backer is ³⁄₁₆" plywood with vinyl**
- **For MDF door styles, the backer is ³⁄₁₆" painted plywood**
- **INSET:** Use custom appliance door panels in the Semi-Custom Program for inset appearance

SINK FRONTS

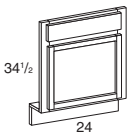

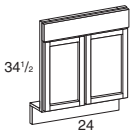

SF24 L/R

FOL
1 Drawer blank,
2 Doors w/o center mullion

- **Must specify L or R hinge**
- Floor included, shipped separately and sized accordingly

Maximum Trim:
TOL – 3"
FOL – 0

WIDTH		HEIGHT		DEPTH	
Min.	Max.	Min.	Max.	Min.	Max.
24"	48"	24"	48"		

Semi-Custom	APC	BO	CC	ES	FCE	FDBS	FH	FI	FIMD	FO	ID	IF	IME	MFE	MD	MH	MW	P	PCE	RD	RTK	TKA	VTK	WBR	WCM	WS	WTR
FOL/TOL				●			●			▲						●	●										●
INS				●			●			▲						●	●										●

SINK FRONTS (continued)

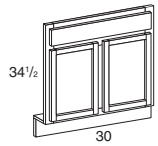

SF30

1 Drawer blank,
2 Doors

- Floor included, shipped separately and sized accordingly

Maximum Trim:
TOL – 3″
FOL – 0

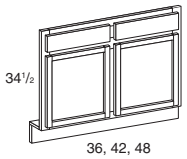

SF36
SF42
SF48

2 Drawer blanks,
2 Doors

- Floor included, shipped separately and sized accordingly

Maximum Trim:
TOL – 3″
FOL – 0

WIDTH		HEIGHT		DEPTH	
Min.	Max.	Min.	Max.	Min.	Max.
24″	48″	24″	48″		

Semi-Custom	APC	BO	CC	ES	FCE	FDBS	FH	FI	FIMD	FO	ID	IF	IME	MFE	MD	MH	MW	P	PCE	RD	RTK	TKA	VTK	WBR	WCM	WS	WTR
FOL/TOL				●			●			▲						●	●										●
INS				●			●			▲						●	●										●

DIAGONAL CORNER SINK FRONTS

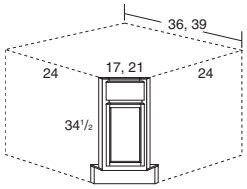

DCSF36 L/R
DCSF39 L/R

1 Drawer blank,
1 Door

- **Must specify L or R hinge**
- For DCSF36, 36″ x 36″ floor included and shipped separately
- DCSF36 requires a 36″ x 36″ wall space
- For DCSF39, 39″ x 39″ floor included and shipped separately
- DCSF39 requires a 39″ x 39″ wall space
- **Toe kick shipped unattached and must be trimmed to fit in the field**

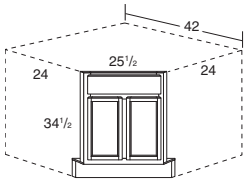

DCSF42

1 Drawer blank,
2 Doors

- 42″ x 42″ Floor included and shipped separately
- DCSF42 requires a 42″ x 42″ wall space
- **Toe kick shipped unattached and must be trimmed to fit in the field**

WIDTH		HEIGHT		DEPTH	
Min.	Max.	Min.	Max.	Min.	Max.
		24″	48″		

Semi-Custom	APC	BO	CC	ES	FCE	FDBS	FH	FI	FIMD	FO	ID	IF	IME	MFE	MD	MH	MW	P	PCE	RD	RTK	TKA	VTK	WBR	WCM	WS	WTR
FOL/TOL				●			●			▲						●											●
INS				●			●			▲						●											●

CORNER SINK FRONT

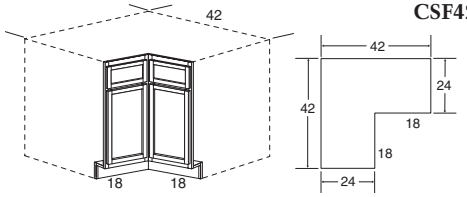

CSF42

2 Drawer blanks,
2 Doors

- 42″ x 42″ Floor included and shipped separately
- **INSET:** Not available

WIDTH		HEIGHT		DEPTH	
Min.	Max.	Min.	Max.	Min.	Max.
		24″	48″		

Semi-Custom	APC	BO	CC	ES	FCE	FDBS	FH	FI	FIMD	FO	ID	IF	IME	MFE	MD	MH	MW	P	PCE	RD	RTK	TKA	VTK	WBR	WCM	WS	WTR
FOL/TOL				●			●			▲						●											●

BASE/WALL RETURN ANGLE CABINET

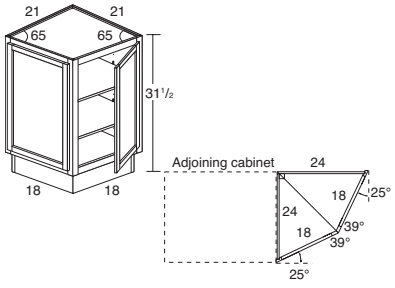

BWRA2424

Door Sizes
TOL: 15½″ x 27½″
FOL: 17⅝″ x 29⅝″

2 Doors,
2 Adj. shelves

- Square doors standard
- Ends are unfinished
- For countertop angles, see diagram
- **Toe kick shipped unattached**
- To order cathedral and arch doors separately, use Easy Parts Search Program on WAY
- WBRAV, WBRSFV and WBRCV are not available

WIDTH		HEIGHT		DEPTH	
Min.	Max.	Min.	Max.	Min.	Max.
		16½″	48″		

Semi-Custom	APC	BO	CC	ES	FCE	FDBS	FH	FI	FIMD	FO	ID	IF	IME	MFE	MD	MH	MW	P	PCE	RD	RTK	TKA	VTK	WBR	WCM	WS	WTR
FOL/TOL	●	●				▲	▲	●		●						●			●					●			●
INS	●	●				▲	▲	●		●						●			●					●			●

ANGLE BASE CABINETS

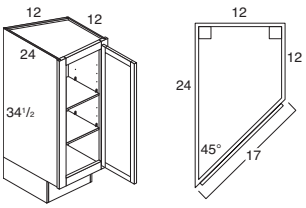

Right Hand Shown

Angle Base Cabinet

ABC12L L/R **1 Door,**
ABC12R L/R **2 Adj. shelves**

- **Must specify L or R hinge**
- **Toe kick shipped unattached**
- Cabinet cannot be used for wall cabinet
- IME, MFE and FCE options available for 12″ side only
- 24″ Side is unfinished
- **INSET:** Not available

WIDTH		HEIGHT		DEPTH	
Min.	Max.	Min.	Max.	Min.	Max.
		16½″	48″		

Semi-Custom	APC	BO	CC	ES	FCE	FDBS	FH	FI	FIMD	FO	ID	IF	IME	MFE	MD	MH	MW	P	PCE	RD	RTK	TKA	VTK	WBR	WCM	WS	WTR
FOL/TOL	●	●			●	▲	▲	●		●			●	●		●			●								

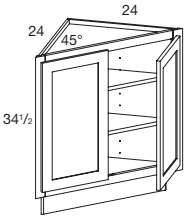

Angle Base Corner Cabinet

AB2424 **2 Doors w/o center mullion,**
2 Adj. shelves

- Ends are unfinished
- **Toe kick shipped unattached**

WIDTH		HEIGHT		DEPTH	
Min.	Max.	Min.	Max.	Min.	Max.
		16½″	48″		

Semi-Custom	APC	BO	CC	ES	FCE	FDBS	FH	FI	FIMD	FO	ID	IF	IME	MFE	MD	MH	MW	P	PCE	RD	RTK	TKA	VTK	WBR	WCM	WS	WTR
FOL/TOL	●	●				▲	▲	●		●						●			●						▲		
INS	●	●				▲	▲	●		●						●			●						▲		

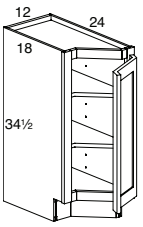

Base Z-Door Cabinet with Full Height Door

BZC12LFH L/R **1 Door,**
BZC12RFH L/R **2 Adj. shelves**

- **Must specify L or R hinge**
- Barcelona, Chelsea, Milan, Wellington, Thermofoil, MDF and Miter door styles are not available
- **INSET:** Not available

WIDTH		HEIGHT		DEPTH	
Min.	Max.	Min.	Max.	Min.	Max.

Semi-Custom	APC	BO	CC	ES	FCE	FDBS	FH	FI	FIMD	FO	ID	IF	IME	MFE	MD	MH	MW	P	PCE	RD	RTK	TKA	VTK	WBR	WCM	WS	WTR
FOL/TOL	▲	●				▲	▲	●											●			▲					

CORNER BASE 135 DEGREE OUTSIDE ANGLE CABINETS

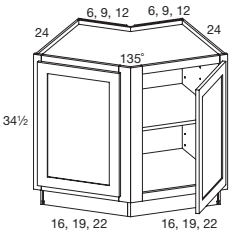

CB6OAFH **2 Doors,**
CB9OAFH **1 Adj. shelf**
CB12OAFH

- Doors are hinged at outside of face frame

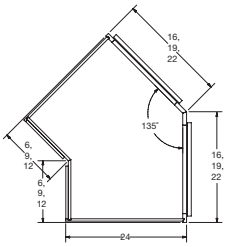

WIDTH		HEIGHT		DEPTH	
Min.	Max.	Min.	Max.	Min.	Max.
		16½″	48″		

Semi-Custom	APC	BO	CC	ES	FCE	FDBS	FH	FI	FIMD	FO	ID	IF	IME	MFE	MD	MH	MW	P	PCE	RD	RTK	TKA	VTK	WBR	WCM	WS	WTR
FOL/TOL	●	●				▲	▲	●								●			●		●	▲	●				
INS	●	●				▲	▲	●								●			●		●	▲	●				

CORNER BASE 135 DEGREE INSIDE ANGLE CABINETS

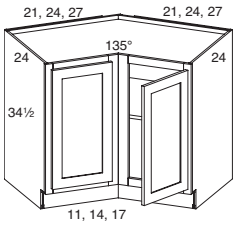

Left Hand Shown

CB21IAFH
CB24IAFH
CB27IAFH

2 Doors,
1 Adj. shelf

- Doors are hinged at outside of face frame

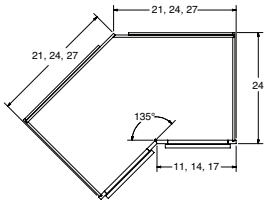

WIDTH		HEIGHT		DEPTH	
Min.	Max.	Min.	Max.	Min.	Max.
		16½"	48"		

Semi-Custom	APC	BO	CC	ES	FCE	FDBS	FH	FI	FIMD	FO	ID	IF	IME	MFE	MD	MH	MW	P	PCE	RD	RTK	TKA	VTK	WBR	WCM	WS	WTR
FOL/TOL	●	●				▲	▲	●								●			●		●	▲	●				
INS	●	●				▲	▲	●								●			●		●	▲	●				

WASTEBASKET BASE CABINETS

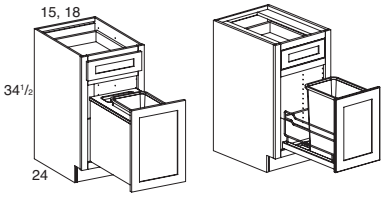

TOL & FOL

INS

B15WB
B18WB

1 Drawer,
1 Door

- Use the You Draw It program to add a partition between the wastebasket and drawer
- One 35 Quart capacity basket
- Pullout is full extension soft close
- **INSET:** Contains a different kit that is door mounted

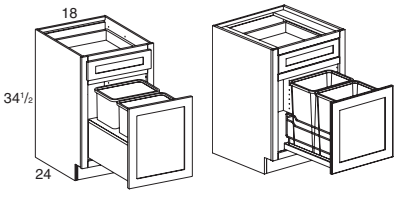

TOL & FOL

INS

B18WB2

1 Drawer,
1 Door

- Use the You Draw It program to add a partition between the wastebasket and drawer
- Two 35 quart capacity baskets
- Pullout is full extension soft close
- **INSET:** Contains a different kit that is door mounted

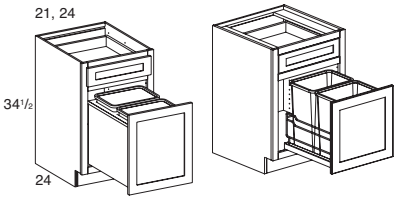

TOL & FOL

INS

B21WB
B24WB

1 Drawer,
1 Door

- Use the You Draw It program to add a partition between the wastebasket and drawer
- Two 35 quart capacity baskets
- Pullout is full extension soft close
- **INSET:** Contains a different kit that is door mounted

WIDTH		HEIGHT		DEPTH	
Min.	Max.	Min.	Max.	Min.	Max.
				24"	30"

Semi-Custom	APC	BO	CC	ES	FCE	FDBS	FH	FI	FIMD	FO	ID	IF	IME	MFE	MD	MH	MW	P	PCE	RD	RTK	TKA	VTK	WBR	WCM	WS	WTR
FOL/TOL	●			●	●		●					●	●	●	●				●		●	▲	●	●		●	●
INS	●			●	●		●					●		●	●				●		●	▲	●	●		●	●

SUPER CAPACITY WASTEBASKET BASE CABINETS

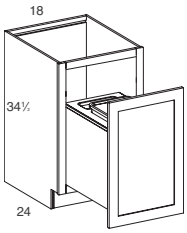

B18WBSPR

1 Door

- One 50 quart capacity basket
- Pullout is full extension soft close

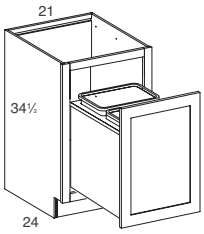

B21WBSPR

1 Door

- Two 50 quart capacity baskets
- Pullout is full extension soft close

WIDTH		HEIGHT		DEPTH	
Min.	Max.	Min.	Max.	Min.	Max.
				24"	30"

Semi-Custom	APC	BO	CC	ES	FCE	FDBS	FH	FI	FIMD	FO	ID	IF	IME	MFE	MD	MH	MW	P	PCE	RD	RTK	TKA	VTK	WBR	WCM	WS	WTR
FOL/TOL	●			●	●		▲					●	●	●	●				●		●	▲	●	●		●	
INS	●			●	●		▲					●		●	●				●		●	▲	●	●		●	

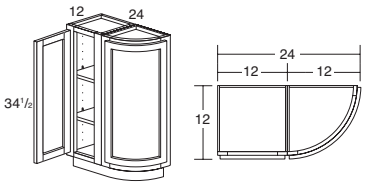

Left Hand Shown

Curved End Base Cabinet

CEB1224R **2 Doors,**
CEB1224L **4 Adj. shelves**

- ½" Unfinished plywood end panels
- **Available in Madison Square Cherry/ Maple, Rose Hall Square Cherry/Maple and Seville Square Cherry only**
- **Toe kick shipped unattached**
- When attaching matching toe space cover, back must be scored to conform to radius
- **INSET:** Not available

	WIDTH		HEIGHT		DEPTH	
	Min.	Max.	Min.	Max.	Min.	Max.

Semi-Custom	APC	BO	CC	ES	FCE	FDBS	FH	FI	FIMD	FO	ID	IF	IME	MFE	MD	MH	MW	P	PCE	RD	RTK	TKA	VTK	WBR	WCM	WS	WTR
FOL/TOL	▲	●				▲	▲	●											▲								

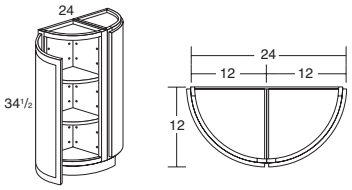

Curved Base Peninsula Cabinet

CBP1224 **2 Doors,**
4 Adj. shelves

- ½" Unfinished plywood end panels
- **Available in Madison Square Cherry/ Maple, Rose Hall Square Cherry/Maple and Seville Square Cherry only**
- **Toe kick shipped unattached**
- When attaching matching toe space cover, back must be scored to conform to radius
- **INSET:** Not available

	WIDTH		HEIGHT		DEPTH	
	Min.	Max.	Min.	Max.	Min.	Max.

Semi-Custom	APC	BO	CC	ES	FCE	FDBS	FH	FI	FIMD	FO	ID	IF	IME	MFE	MD	MH	MW	P	PCE	RD	RTK	TKA	VTK	WBR	WCM	WS	WTR
FOL/TOL	▲	●				▲	▲	●										▲	▲								

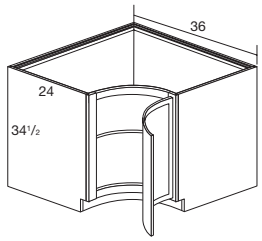

Inside Curved Corner Base Cabinet

ICCB36 L/R **1 Door,**
1 Adj. shelf

- **Must specify L or R hinge**
- ½" Plywood end panels
- Exterior sides finished
- **Available in Madison Square Cherry/ Maple, Rose Hall Square Cherry/Maple and Seville Square Cherry only**
- **Toe kick shipped unattached**
- When attaching matching toe space cover, back must be scored to conform to radius
- **INSET:** Not available

	WIDTH		HEIGHT		DEPTH	
	Min.	Max.	Min.	Max.	Min.	Max.

Semi-Custom	APC	BO	CC	ES	FCE	FDBS	FH	FI	FIMD	FO	ID	IF	IME	MFE	MD	MH	MW	P	PCE	RD	RTK	TKA	VTK	WBR	WCM	WS	WTR
FOL/TOL	▲	●				▲	▲	●						●					▲								

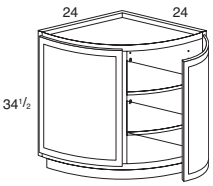

Outside Curved Base Cabinet

OCB2424 **2 Doors,**
2 Adj. shelves

- ½" Unfinished plywood end panels
- **Available in Madison Square Cherry/ Maple, Rose Hall Square Cherry/Maple and Seville Square Cherry only**
- **Toe kick shipped unattached**
- When attaching matching toe space cover, back must be scored to conform to radius
- **INSET:** Not available

	WIDTH		HEIGHT		DEPTH	
	Min.	Max.	Min.	Max.	Min.	Max.

Semi-Custom	APC	BO	CC	ES	FCE	FDBS	FH	FI	FIMD	FO	ID	IF	IME	MFE	MD	MH	MW	P	PCE	RD	RTK	TKA	VTK	WBR	WCM	WS	WTR
FOL/TOL	▲	●				▲	▲	●											▲								

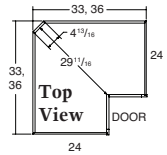

All CSB's and DCSB's have full tops. Refer to each kit to determine field installation requirements.

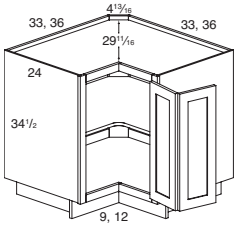

Corner Sink Base Cabinet

CSB33 L/R
CSB36 L/R

Double doors,
1 Adj. shelf

- **Must specify L or R hinge**
- **Cabinet has full top; top or back must be removed to field install kits**
- **Toe Kick shipped unattached**
- **INSET:** CSB33 not available

WIDTH		HEIGHT		DEPTH	
Min.	Max.	Min.	Max.	Min.	Max.
		24″	48″		

Semi-Custom	APC	BO	CC	ES	FCE	FDBS	FH	FI	FIMD	FO	ID	IF	IME	MFE	MD	MH	MW	P	PCE	RD	RTK	TKA	VTK	WBR	WCM	WS	WTR
FOL/TOL	●	●		●		▲	▲	●		●				●		●		●	●				●				
INS	●	●		●		▲	▲	●		●				●		●		●	●				●				

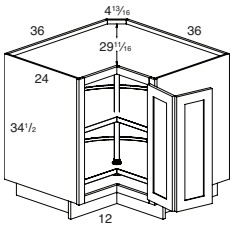

Corner Sink Base Cabinet with Rotary Kidney Shelves

CSB36RKS L/R

Double doors,
2 – 32″ Diameter plastic rotating kidney shelves and pole

- **Must specify L or R hinge**
- **Cabinet has full top**
- **Toe Kick shipped unattached**
- Rotary kidney shelves come installed

WIDTH		HEIGHT		DEPTH	
Min.	Max.	Min.	Max.	Min.	Max.
		34½″	48″		

Semi-Custom	APC	BO	CC	ES	FCE	FDBS	FH	FI	FIMD	FO	ID	IF	IME	MFE	MD	MH	MW	P	PCE	RD	RTK	TKA	VTK	WBR	WCM	WS	WTR
FOL/TOL	●			●			▲			●				●		●		●	●				●				
INS	●			●			▲			●				●		●		●	●				●				

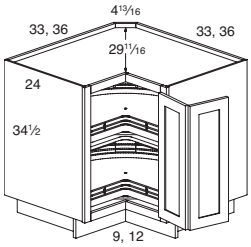

Corner Sink Base Cabinet with Super Susan Installed

CSB33SUPS L/R

Double doors,
2 – 28″ Diameter wooden rotary shelves,
1 Laminated shelf

- **Must specify L or R hinge**
- **Cabinet has full top**
- **Toe Kick shipped unattached**
- Wooden rotary shelves with 2″ gray powdercoat rails on top edge installed
- **INSET:** Not available

CSB36SUPS L/R

Double doors,
2 – 32″ Diameter wooden rotary shelves,
1 Laminated shelf

- **Must specify L or R hinge**
- **Cabinet has full top**
- **Toe Kick shipped unattached**
- Wooden rotary shelves with 2″ gray powdercoat rails on top edge installed

WIDTH		HEIGHT		DEPTH	
Min.	Max.	Min.	Max.	Min.	Max.
		34½″	48″		

Semi-Custom	APC	BO	CC	ES	FCE	FDBS	FH	FI	FIMD	FO	ID	IF	IME	MFE	MD	MH	MW	P	PCE	RD	RTK	TKA	VTK	WBR	WCM	WS	WTR
FOL/TOL	●			●			▲			●				●		●		●	●				●				
INS	●			●			▲			●				●		●		●	●				●				

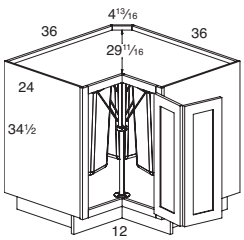

Corner Sink Base Cabinet with Corner Recycle Center Installed

CSB36CRS L/R

Double doors

- **Must specify L or R hinge**
- **Cabinet has full top**
- **Toe Kick shipped unattached**
- Three 32 quart white plastic bins installed
- Bins have 14⅜″ diameter and are 21″ high

WIDTH		HEIGHT		DEPTH	
Min.	Max.	Min.	Max.	Min.	Max.

Semi-Custom	APC	BO	CC	ES	FCE	FDBS	FH	FI	FIMD	FO	ID	IF	IME	MFE	MD	MH	MW	P	PCE	RD	RTK	TKA	VTK	WBR	WCM	WS	WTR
FOL/TOL	●			●			▲			●				●				●	●				●				
INS	●			●			▲			●				●				●	●				●				

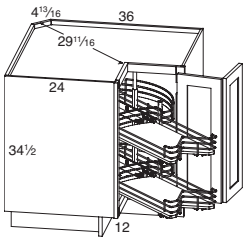

Corner Sink Base Cabinet with Kidney Sliding Shelves

CSB36KSS L/R **Double doors**

- **Must specify L or R hinge**
- **Cabinet has full top**
- **Toe Kick shipped unattached**

WIDTH		HEIGHT		DEPTH	
Min.	Max.	Min.	Max.	Min.	Max.

Semi-Custom	APC	BO	CC	ES	FCE	FDBS	FH	FI	FIMD	FO	ID	IF	IME	MFE	MD	MH	MW	P	PCE	RD	RTK	TKA	VTK	WBR	WCM	WS	WTR
FOL/TOL	●			●			▲			●				●				●	●				●				
INS	●			●			▲			●				●				●	●				●				

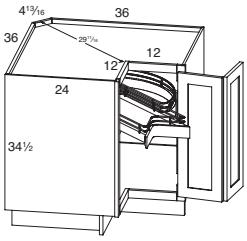

Corner Sink Base Cabinet with Kidney Sliding Shelf Top

CSB36KSST L/R **Double doors**

- **Must specify L or R hinge**
- **Cabinet has full top**
- **Toe Kick shipped unattached**

WIDTH		HEIGHT		DEPTH	
Min.	Max.	Min.	Max.	Min.	Max.

Semi-Custom	APC	BO	CC	ES	FCE	FDBS	FH	FI	FIMD	FO	ID	IF	IME	MFE	MD	MH	MW	P	PCE	RD	RTK	TKA	VTK	WBR	WCM	WS	WTR
FOL/TOL	●			●			▲			●				●				●	●				●				
INS	●			●			▲			●				●				●	●				●				

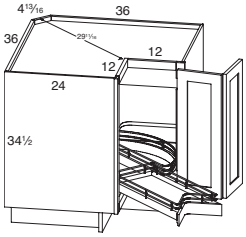

Corner Sink Base Cabinet with Kidney Sliding Shelf Bottom

CSB36KSSB L/R **Double doors**

- **Must specify L or R hinge**
- **Cabinet has full top**
- **Toe Kick shipped unattached**

WIDTH		HEIGHT		DEPTH	
Min.	Max.	Min.	Max.	Min.	Max.

Semi-Custom	APC	BO	CC	ES	FCE	FDBS	FH	FI	FIMD	FO	ID	IF	IME	MFE	MD	MH	MW	P	PCE	RD	RTK	TKA	VTK	WBR	WCM	WS	WTR
FOL/TOL	●			●			▲			●				●				●	●				●				
INS	●			●			▲			●				●				●	●				●				

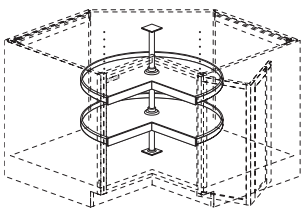

28″ Rotary Kidney Shelf Kit with Hardware

RKS28W

- White plastic shelves have height adjustability
- 28″ Diameter
- **For use in CSB36**

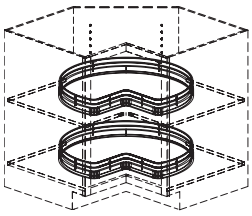

Super Lazy Susan Kits

SUPS

- One shelf included in kit (2 shown)
- Rotary shelves have mounting hardware on bottom and 2″ grey powdercoat rails on top edge
- Wooden rotary shelf kit is ½″ plywood with ½″ x 1½″ plywood edgebanding
- Natural finish
- SUPS has 28″ diameter
- Must remove metal rails for field installation
- **For use in a CSB33, CSB36, ACSB3336 or ACSB3633, order two SUPS**

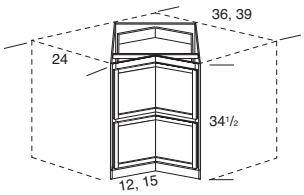

Two Drawer Corner Base Cabinet

2DCBC36
2DCBC39

2 Drawers

- **INSET:** Not available

WIDTH		HEIGHT		DEPTH	
Min.	Max.	Min.	Max.	Min.	Max.
		20¼"	34¼"		

Semi-Custom	APC	BO	CC	ES	FCE	FDBS	FH	FI	FIMD	FO	ID	IF	IME	MFE	MD	MH	MW	P	PCE	RD	RTK	TKA	VTK	WBR	WCM	WS	WTR
FOL/TOL	▲	●		●												●			▲			▲	●	●			

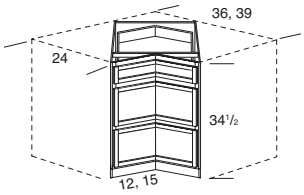

Three Drawer Corner Base Cabinet

3DCBC36
3DCBC39

3 Drawers

- **MH only available in 28½", 31½" and 34½" heights**
- **INSET:** Not available

WIDTH		HEIGHT		DEPTH	
Min.	Max.	Min.	Max.	Min.	Max.

Semi-Custom	APC	BO	CC	ES	FCE	FDBS	FH	FI	FIMD	FO	ID	IF	IME	MFE	MD	MH	MW	P	PCE	RD	RTK	TKA	VTK	WBR	WCM	WS	WTR
FOL/TOL	▲	●		●												●			▲			▲	●	●			●

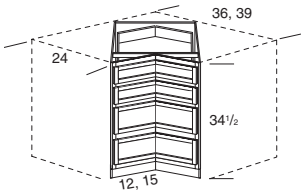

Four Drawer Corner Base Cabinet

4DCBC36
4DCBC39

4 Drawers

- **INSET:** Not available

WIDTH		HEIGHT		DEPTH	
Min.	Max.	Min.	Max.	Min.	Max.

Semi-Custom	APC	BO	CC	ES	FCE	FDBS	FH	FI	FIMD	FO	ID	IF	IME	MFE	MD	MH	MW	P	PCE	RD	RTK	TKA	VTK	WBR	WCM	WS	WTR
FOL/TOL	▲	●		●												●			▲			▲	●	●			●

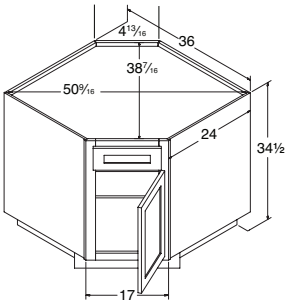

Diagonal Corner Sink Base Cabinet

DCSB36 L/R

1 Drawer blank,
1 Door,
1 Adj. shelf

- **Must specify L or R hinge**
- **Cabinet has full top; top or back must be removed to field install kits**
- **Toe kick shipped unattached**

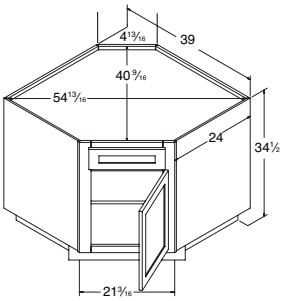

DCSB39 L/R

1 Drawer blank,
1 Door,
1 Adj. shelf

- **Must specify L or R hinge**
- **Cabinet has full top; top or back must be removed to field install kits**
- **Toe kick shipped unattached**

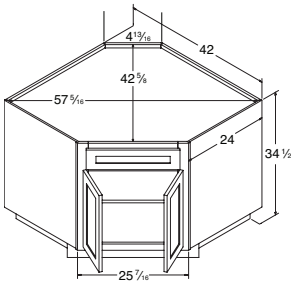

DCSB42

1 Drawer blank,
2 Doors w/o center mullion,
1 Adj. shelf

- **Cabinet has full top; top or back must be removed to field install kits**
- **Toe kick shipped unattached**

WIDTH		HEIGHT		DEPTH	
Min.	Max.	Min.	Max.	Min.	Max.
		24"	48"		

Semi-Custom	APC	BO	CC	ES	FCE	FDBS	FH	FI	FIMD	FO	ID	IF	IME	MFE	MD	MH	MW	P	PCE	RD	RTK	TKA	VTK	WBR	WCM	WS	WTR
FOL/TOL	●	●				▲	●	●		●				●		●		●	●				●				●
INS	●	●				▲	●	●		●				●		●		●	●				●				●

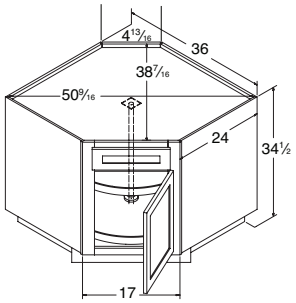

Diagonal Corner Sink Base Cabinet with Rotary Shelf Kit Installed

DCSB36RS L/R

1 Drawer blank,
1 Door,
2 – 32″ Diameter plastic rotating shelves and pole

- **Must specify L or R hinge**
- Rotary shelf kit installed
- **Cabinet has full top**
- **Toe kick shipped unattached**

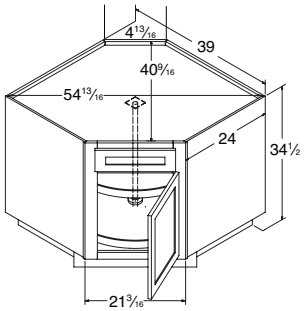

DCSB39RS L/R

1 Drawer blank,
1 Door,
2 – 32″ Diameter plastic rotating shelves and pole

- **Must specify L or R hinge**
- Rotary shelf kit installed
- **Cabinet has full top**
- **Toe kick shipped unattached**

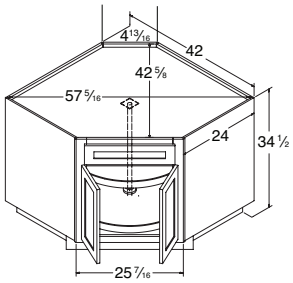

DCSB42RS

1 Drawer blank,
2 Doors w/o center mullion,
2 – 32″ Diameter plastic rotating shelves and pole

- Rotary shelf kit installed
- **Cabinet has full top**
- **Toe kick shipped unattached**

WIDTH		HEIGHT		DEPTH	
Min.	Max.	Min.	Max.	Min.	Max.
		34½″	48″		

Semi-Custom	APC	BO	CC	ES	FCE	FDBS	FH	FI	FIMD	FO	ID	IF	IME	MFE	MD	MH	MW	P	PCE	RD	RTK	TKA	VTK	WBR	WCM	WS	WTR
FOL/TOL	●						●			●				●		●		●	●				●				●
INS	●						●			●				●		●		●	●				●				●

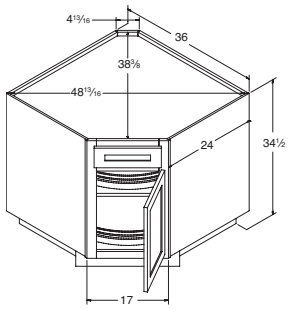

Diagonal Corner Sink Base Cabinet with Wood Spin Trays

DCSB36ST L/R

1 Drawer blank,
1 Door,
1 Full depth adj. shelf

- **Must specify L or R hinge**
- Wood spin trays installed
- **Cabinet has full top**
- **Toe kick shipped unattached**

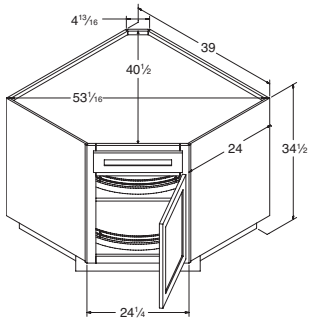

DCSB39ST L/R

1 Drawer blank,
1 Door,
1 Full depth adj. shelf

- **Must specify L or R hinge**
- Wood spin trays installed
- **Cabinet has full top**
- **Toe kick shipped unattached**

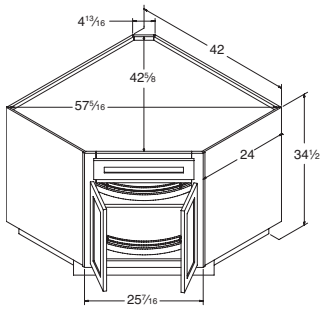

DCSB42ST

1 Drawer blank,
2 Doors w/o center mullion,
1 Full depth adj. shelf

- Wood spin trays installed
- **Cabinet has full top**
- **Toe kick shipped unattached**

WIDTH		HEIGHT		DEPTH	
Min.	Max.	Min.	Max.	Min.	Max.
		34½″	48″		

Semi-Custom	APC	BO	CC	ES	FCE	FDBS	FH	FI	FIMD	FO	ID	IF	IME	MFE	MD	MH	MW	P	PCE	RD	RTK	TKA	VTK	WBR	WCM	WS	WTR
FOL/TOL	●						●			●				●		●		●	●				●				●
INS	●						●			●				●		●		●	●				●				●

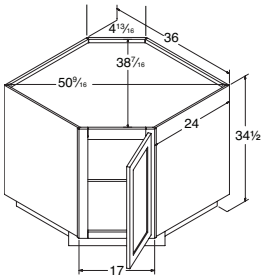

Diagonal Corner Sink Base Cabinet with Full Height Door

DCSB36FH L/R

1 Door,
1 Adj. shelf

- **Must specify L or R hinge**
- **Cabinet has full top; top or back must be removed to field install kits**
- **Toe kick shipped unattached**

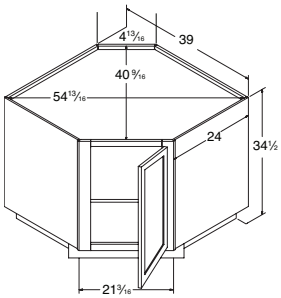

DCSB39FH L/R

1 Door,
1 Adj. shelf

- **Must specify L or R hinge**
- **Cabinet has full top; top or back must be removed to field install kits**
- **Toe kick shipped unattached**

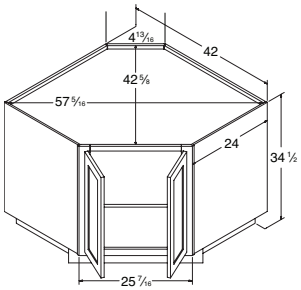

DCSB42FH

2 Doors w/o center mullion,
1 Adj. shelf

- **Cabinet has full top; top or back must be removed to field install kits**
- **Toe kick shipped unattached**

WIDTH		HEIGHT		DEPTH	
Min.	Max.	Min.	Max.	Min.	Max.
		24″	48″		

Semi-Custom	APC	BO	CC	ES	FCE	FDBS	FH	FI	FIMD	FO	ID	IF	IME	MFE	MD	MH	MW	P	PCE	RD	RTK	TKA	VTK	WBR	WCM	WS	WTR
FOL/TOL	●	●				▲	▲	●		●				●		●		●	●				●				
INS	●	●				▲	▲	●		●				●		●		●	●				●				

Diagonal Corner Sink Base Cabinet with Full Height Doors and Rotary Shelf Kit Installed

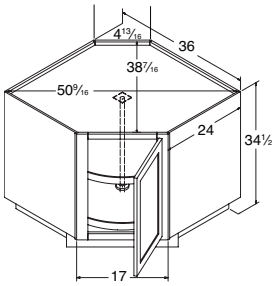

DCSB36FHRS L/R

1 Door,
2 – 32″ Diameter plastic rotating shelves and pole

- **Must specify L or R hinge**
- Rotary shelf kit installed
- **Cabinet has full top**
- **Toe kick shipped unattached**

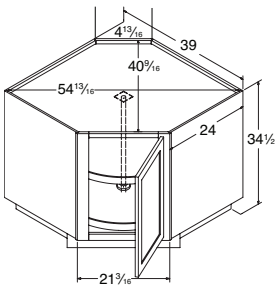

DCSB39FHRS L/R

1 Door,
2 – 32″ Diameter plastic rotating shelves and pole

- **Must specify L or R hinge**
- Rotary shelf kit installed
- **Cabinet has full top**
- **Toe kick shipped unattached**

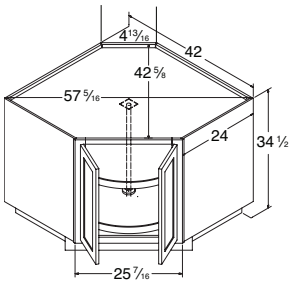

DCSB42FHRS

2 Doors w/o center mullion,
2 – 32″ Diameter plastic rotating shelves and pole

- Rotary shelf kit installed
- **Cabinet has full top**
- **Toe kick shipped unattached**

WIDTH		HEIGHT		DEPTH	
Min.	Max.	Min.	Max.	Min.	Max.
		34½″	48″		

Semi-Custom	APC	BO	CC	ES	FCE	FDBS	FH	FI	FIMD	FO	ID	IF	IME	MFE	MD	MH	MW	P	PCE	RD	RTK	TKA	VTK	WBR	WCM	WS	WTR
FOL/TOL	●						▲			●				●		●		●	●				●				
INS	●						▲			●				●		●		●	●				●				

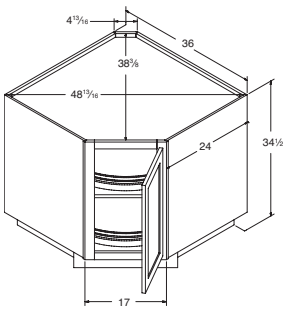

Diagonal Corner Sink Base Cabinet with Full Height Doors and Wood Spin Trays

DCSB36FHST L/R

1 Door,
1 Full depth adj. shelf

- **Must specify L or R hinge**
- Wood spin trays installed
- **Cabinet has full top**
- **Toe kick shipped unattached**

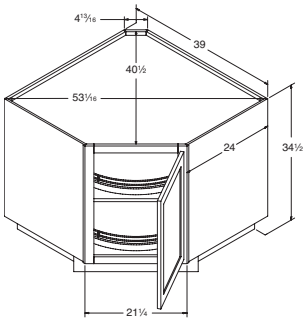

DCSB39FHST L/R

1 Door,
1 Full depth adj. shelf

- **Must specify L or R hinge**
- Wood spin trays installed
- **Cabinet has full top**
- **Toe kick shipped unattached**

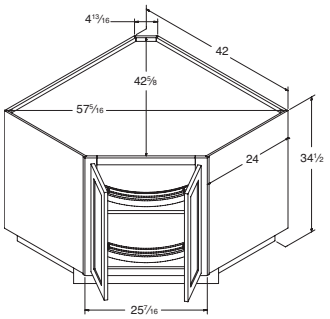

DCSB42FHST

2 Doors w/o center mullion,
1 Full depth adj. shelf

- Wood spin trays installed
- **Cabinet has full top**
- **Toe kick shipped unattached**

WIDTH		HEIGHT		DEPTH	
Min.	Max.	Min.	Max.	Min.	Max.
		34½"	48"		

Semi-Custom	APC	BO	CC	ES	FCE	FDBS	FH	FI	FIMD	FO	ID	IF	IME	MFE	MD	MH	MW	P	PCE	RD	RTK	TKA	VTK	WBR	WCM	WS	WTR
FOL/TOL	●						▲			●				●		●		●	●				●				
INS	●						▲			●				●		●		●	●				●				

ASYMMETRICAL CORNER SINK BASE CABINETS

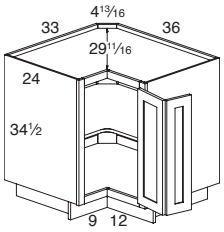

ACSB3336 L/R

Double doors,
1 Full depth adj. shelf

- **Must specify L or R hinge**
- Kits will not install
- **Cabinet has full top**
- **Toe kick shipped unattached**
- **INSET:** Not available

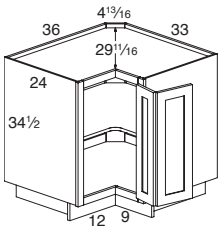

ACSB3633 L/R

Double doors,
1 Full depth adj. shelf

- **Must specify L or R hinge**
- Kits will not install
- **Cabinet has full top**
- **Toe kick shipped unattached**
- **INSET:** Not available

WIDTH		HEIGHT		DEPTH	
Min.	Max.	Min.	Max.	Min.	Max.
		34½"	48"		

Semi-Custom	APC	BO	CC	ES	FCE	FDBS	FH	FI	FIMD	FO	ID	IF	IME	MFE	MD	MH	MW	P	PCE	RD	RTK	TKA	VTK	WBR	WCM	WS	WTR
FOL/TOL	●	●		●		▲	▲	●		●				●		●			●				●				

ASYMMETRICAL CORNER SINK BASE CABINETS (continued)

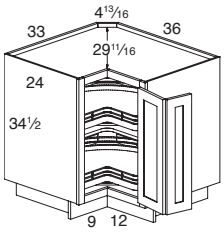

Asymmetrical Corner Sink Base Cabinet with Super Lazy Susan Kit Installed

ACSB3336SUPS L/R — **Double doors, 1 Full depth adj. shelf**

- **Must specify L or R hinge**
- **Cabinet has full top**
- **Toe kick shipped unattached**
- Wooden rotary shelves with 2″ grey powdercoat rails on top edge installed
- **INSET:** Not available

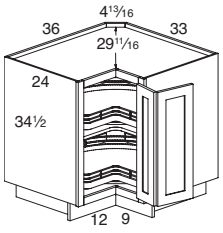

ACSB3633SUPS L/R — **Double doors, 1 Full depth adj. shelf**

- **Must specify L or R hinge**
- **Cabinet has full top**
- **Toe kick shipped unattached**
- Wooden rotary shelves with 2″ grey powdercoat rails on top edge installed
- **INSET:** Not available

	WIDTH		HEIGHT		DEPTH	
	Min.	Max.	Min.	Max.	Min.	Max.
			34½″	48″		

Semi-Custom	APC	BO	CC	ES	FCE	FDBS	FH	FI	FIMD	FO	ID	IF	IME	MFE	MD	MH	MW	P	PCE	RD	RTK	TKA	VTK	WBR	WCM	WS	WTR
FOL/TOL	●	●		●		▲	▲	●		●				●		●			●				●				

BASE LAZY SUSANS

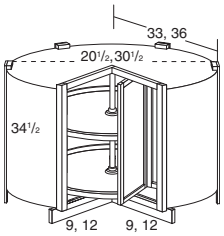

BLS33
BLS36

Double doors attached to Rotary Shelves

- 18″ Diameter shelves on BLS33
- 28″ Diameter shelves on BLS36
- In FOL door styles, cabinet has a double face frame
- **All door styles have white Rotary Shelves**
- **INSET:** Gap is larger to allow door clearance

	WIDTH		HEIGHT		DEPTH	
	Min.	Max.	Min.	Max.	Min.	Max.

Semi-Custom	APC	BO	CC	ES	FCE	FDBS	FH	FI	FIMD	FO	ID	IF	IME	MFE	MD	MH	MW	P	PCE	RD	RTK	TKA	VTK	WBR	WCM	WS	WTR
FOL/TOL	●			●			▲															▲	●				
INS	●			●			▲															▲	●				

BASE LAZY SUSAN WITH WOOD ROTARY SHELVES

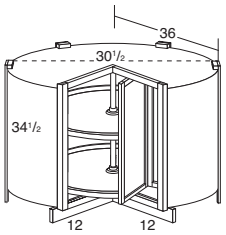

BLS36WRS

Double doors attached to Wood Rotary Shelves

- 28″ Diameter shelves
- In FOL door styles, cabinet has a double face frame
- **INSET:** Gap is larger to allow door clearance

	WIDTH		HEIGHT		DEPTH	
	Min.	Max.	Min.	Max.	Min.	Max.

Semi-Custom	APC	BO	CC	ES	FCE	FDBS	FH	FI	FIMD	FO	ID	IF	IME	MFE	MD	MH	MW	P	PCE	RD	RTK	TKA	VTK	WBR	WCM	WS	WTR
FOL/TOL	●			●			▲															▲	●				
INS	●			●			▲															▲	●				

BASE BLIND CORNER CABINET ORDERING/INSTALLATION INSTRUCTIONS

Left Base Blind Corner Cabinet is shown. On all full overlay door styles, the adjoining cabinet requires a minimum 1″ filler without hardware. Requires 2½″ filler with hardware. Blind Corner Cabinets with swing out kits should not be installed next to appliance cabinets due to clearances needed for kits. Must order left or right blind. Hinge is on blind side of cabinet.

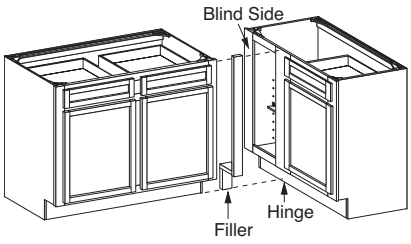

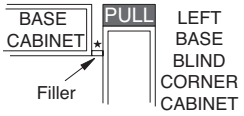

Maximum/Minimum Pull Measurements

		TOL	FOL	INS
BBC36	maximum pull	40¾	40¾	40¾
	minimum pull w/hardware	37⅛	38¼	36
	minimum pull w/o hardware	36	37	36
BBC39	maximum pull	43¾	43¾	43¾
	minimum pull w/hardware	40⅛	41¼	39
	minimum pull w/o hardware	39	40	39
BBC42	maximum pull	46¾	46¾	46¾
	minimum pull w/hardware	43⅛	44¼	42
	minimum pull w/o hardware	42	43	42
BBC45	maximum pull	49¾	49¾	49¾
minimum pull w/hardware		46⅛	47¼	45
	minimum pull w/o hardware	45	46	45
BBC48	maximum pull	51¼	51¼	49⅜
	minimum pull w/hardware	48	48¾	48
	minimum pull w/o hardware	48	48	48

★ Blind area will be filled with ⅛″ thick back panel material.

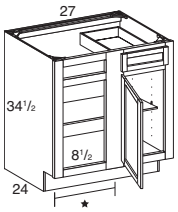

Left Blind Shown

36″ Base Blind Corner Cabinet

BBC36L **1 Drawer,**
BBC36R **1 Door,**
1 Adj. shelf

★ Distance from frame edge to edge of closed door
TOL = 16¼″
FOL = 15 3/16″
INS = 16¾″

- **Must order L or R blind**
- Center stile is 6½″
- IME available only for the side opposite the blind

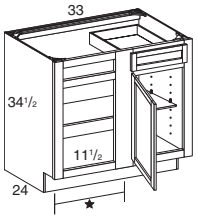

Left Blind Shown

39″ Base Blind Corner Cabinet

BBC39L **1 Drawer,**
BBC39R **1 Door,**
1 Adj. shelf

★ Distance from frame edge to edge of closed door
TOL = 19¼″
FOL = 18 3/16″
INS = 19¾″

- **Must order L or R blind**
- Center stile is 6½″
- IME available only for the side opposite the blind

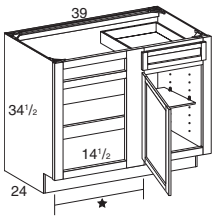

Left Blind Shown

42″ Base Blind Corner Cabinet

BBC42L **1 Drawer,**
BBC42R **1 Door,**
1 Adj. shelf

★ Distance from frame edge to edge of closed door
TOL = 22¼″
FOL = 21 3/16″
INS = 22¾″

- **Must order L or R blind**
- Center stile is 6½″
- IME available only for the side opposite the blind

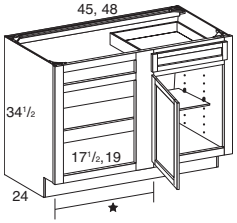

Left Blind Shown

45″ & 48″ Base Blind Corner Cabinet

BBC45L **1 Drawer,**
BBC45R **1 Door,**
BBC48L **1 Adj. shelf**
BBC48R

★ Distance from frame edge to edge of closed door

BBC45	**BBC48**
TOL = 25¼″	TOL = 26¾″
FOL = 24 3/16″	FOL = 25 11/16″
INS = 25¾″	INS = 25¾″

- **Must order L or R blind**
- Center stile is 6½″
- IME available only for the side opposite the blind
- INSET: Center stile for BBC48 is 3½″

WIDTH		HEIGHT		DEPTH	
Min.	Max.	Min.	Max.	Min.	Max.
		24″	48″	12″	30″

Semi-Custom	APC	BO	CC	ES	FCE	FDBS	FH	FI	FIMD	FO	ID	IF	IME	MFE	MD	MH	MW	P	PCE	RD	RTK	TKA	VTK	WBR	WCM	WS	WTR
FOL/TOL	●	●		●	●	●	●	●		●			●	●	●	●		●	●	●	●	▲	●	●			●
INS	●	●		●	●	●	●	●		●				●	●	●		●	●	●	●	▲	●	●			●

BASE BLIND CORNER CABINETS (continued)

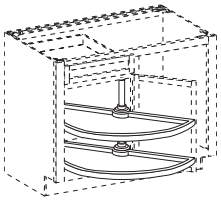

Swing Out Shelves for Corner Bases

For BBC42
SOS42W

For BBC45
SOS45W

- Bottom shelf slides out
- White shelves attach to bar behind center mullion
- Remove existing cabinet shelf and install swing out shelves before countertop installation

BASE BLIND CORNER CABINETS WITH SWING OUT SHELVES

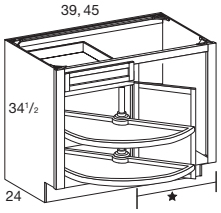

Right Blind Shown

BBC42SOSL
BBC42SOSR
BBC45SOSL
BBC45SOSR

1 Drawer,
1 Door,
2 Swing out shelves

★ **Distance from frame edge to edge of closed door**

BBC42SOS	**BBC45SOS**
TOL = 22¼″	TOL = 25¼″
FOL = 21³⁄₁₆″	FOL = 24³⁄₁₆″

- **Not reversible, must order left or right blind**
- Bottom shelf slides out for easy access
- For all door styles, shelves are white
- Center stile is 6½″
- IME available only for the side opposite the blind
- **INSET:** Not available

WIDTH		HEIGHT		DEPTH	
Min.	Max.	Min.	Max.	Min.	Max.
				24″	30″

Semi-Custom	APC	BO	CC	ES	FCE	FDBS	FH	FI	FIMD	FO	ID	IF	IME	MFE	MD	MH	MW	P	PCE	RD	RTK	TKA	VTK	WBR	WCM	WS	WTR
FOL/TOL	●			●	●		●						●	●	●				●		●	▲	●	●			●

BASE BLIND CORNER CABINETS WITH SUPERIOR PULLOUT SHELVES

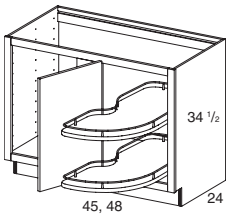

Left Blind Shown

BBC45LSPS
BBC45RSPS
BBC48LSPS
BBC48RSPS

1 Door,
2 Swing out shelves

★ **Distance from frame edge to edge of closed door**

BBC45SPS	**BBC48SPS**
TOL = 25¼″	TOL = 26¾″
FOL = 24³⁄₁₆″	FOL = 25¹¹⁄₁₆″

- **Not reversible, must order left or right blind**
- Independent turn and swing out shelves
- For all door styles, shelves are natural finish with grey powdercoated rails
- IME available only for the side opposite the blind
- **INSET:** Not available

WIDTH		HEIGHT		DEPTH	
Min.	Max.	Min.	Max.	Min.	Max.
				24″	30″

Semi-Custom	APC	BO	CC	ES	FCE	FDBS	FH	FI	FIMD	FO	ID	IF	IME	MFE	MD	MH	MW	P	PCE	RD	RTK	TKA	VTK	WBR	WCM	WS	WTR
FOL/TOL	●			●	●		▲						●	●	●				●		●	▲	●	●			

BASE BLIND CORNER CABINETS WITH PULLOUT TRAY

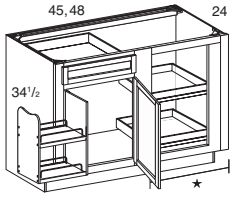

Right Blind Shown

BBC45PTL
BBC45PTR
BBC48PTL
BBC48PTR

1 Drawer,
1 Door,
1 Pullout tray,
2 Sliding shelves

★ **Distance from frame edge to edge of closed door**

BBC45PT	**BBC48PT**
TOL = 25¼″	TOL = 26¾″
FOL = 24³⁄₁₆″	FOL = 25¹¹⁄₁₆″

- **Not reversible, must order left or right blind**
- Maximum 40lb. load capacity for pullout tray
- Center stile is 6½″
- Pullout tray has natural finish with chrome rails
- IME available only for the side opposite the blind
- **INSET:** Not available

WIDTH		HEIGHT		DEPTH	
Min.	Max.	Min.	Max.	Min.	Max.
				24″	30″

Semi-Custom	APC	BO	CC	ES	FCE	FDBS	FH	FI	FIMD	FO	ID	IF	IME	MFE	MD	MH	MW	P	PCE	RD	RTK	TKA	VTK	WBR	WCM	WS	WTR
FOL/TOL	●			●	●		●						●	●	●				●		●	▲	●	●			●

BASE BLIND CORNER CABINET WITH WIRE PULLOUT SHELVES

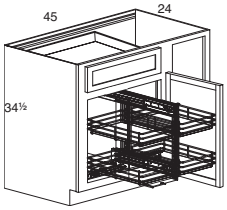

Right Blind Shown

BBC45LWPS
BBC45RWPS

1 Drawer,
1 Door,
1 Sliding pullout

★ **Distance from frame edge to edge of closed door**

BBC45WPS
TOL = 25¼″
FOL = 24³⁄₁₆″

- **Not reversible, must order left or right blind**
- For all door styles, pullout is natural finish with grey powdercoated rails
- IME available only for the side opposite the blind
- **INSET:** Not available

WIDTH		HEIGHT		DEPTH	
Min.	Max.	Min.	Max.	Min.	Max.
				24″	30″

Semi-Custom	APC	BO	CC	ES	FCE	FDBS	FH	FI	FIMD	FO	ID	IF	IME	MFE	MD	MH	MW	P	PCE	RD	RTK	TKA	VTK	WBR	WCM	WS	WTR
FOL/TOL	●			●	●		●						●	●	●				●		●	▲	●	●			●

BASE BLIND CORNER CABINET WITH SUPERIOR SWING OUT TRAY

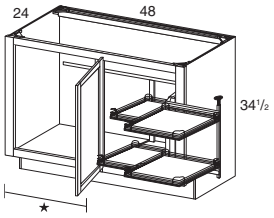

Left Blind Shown

48" Base Blind Corner with Superior Swing Out Tray

BBC48LSST **1 Door**
BBC48RSST **1 Swing Out Tray**

★ **Distance from frame edge to edge of closed door**
TOL = 28¼"
FOL = 27³⁄₁₆"

- Cabinet can be pulled a maximum of 1¾"
- For hardware, filler is recommended
- Not reversible, must order left or right blind
- IME available only for the side opposite the blind
- **INSET:** Not available

	WIDTH		HEIGHT		DEPTH	
	Min.	Max.	Min.	Max.	Min.	Max.
					24"	30"

Semi-Custom	APC	BO	CC	ES	FCE	FDBS	FH	FI	FIMD	FO	ID	IF	IME	MFE	MD	MH	MW	P	PCE	RD	RTK	TKA	VTK	WBR	WCM	WS	WTR
FOL/TOL	▲			●	●		▲						●	●	●				▲		●	▲	●	●			

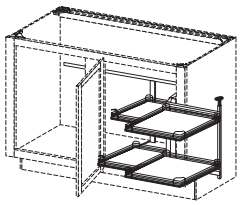

Left Blind Shown with SSOTR Installed

Super Swing Out Tray

SSOTL
SSOTR

- Remove existing cabinet shelf and install before countertop installation
- For use in SB48 with full height doors only
- SSOTL swings left and installs in a right blind application
- SSOTR swings right and installs in a left blind application
- **INSET:** Not available

BASE BLIND CORNER PENINSULA CABINET

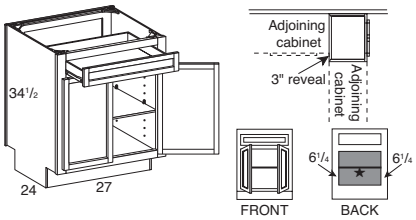

BBC27P **1 Drawer,**
2 Doors w/o center mullion on face of cabinet,
1 Full depth adj. shelf

- Back of cabinet does not have doors or drawer front
- Cabinet can be pulled a maximum of 3"

★ **Blind area will be filled with ⅛" thick back panel material.**

	WIDTH		HEIGHT		DEPTH	
	Min.	Max.	Min.	Max.	Min.	Max.
			24"	48"	12"	30"

Semi-Custom	APC	BO	CC	ES	FCE	FDBS	FH	FI	FIMD	FO	ID	IF	IME	MFE	MD	MH	MW	P	PCE	RD	RTK	TKA	VTK	WBR	WCM	WS	WTR
FOL/TOL	●	●		●	●	▲	●	●		●			●	●	●	●		▲	●	●	●	▲	●	●	▲		●
INS	●	●		●	●	▲	●	●		●				●	●	●		▲	●	●	●	▲	●	●	▲		●

BASE OPEN SHELF CABINET

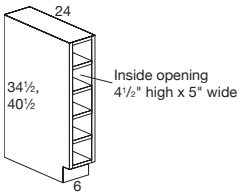

BOSC6 (5 Shelves)
BOSC640 (6 Shelves)

- Sides, top and bottom have ¾" plywood frameless construction
- **Finish techniques are not included**
- **For MDF and Thermofoil door styles, cabinet is painted maple**

	WIDTH		HEIGHT		DEPTH	
	Min.	Max.	Min.	Max.	Min.	Max.
	6"	9"			6"	30"

Semi-Custom	APC	BO	CC	ES	FCE	FDBS	FH	FI	FIMD	FO	ID	IF	IME	MFE	MD	MH	MW	P	PCE	RD	RTK	TKA	VTK	WBR	WCM	WS	WTR
FOL/TOL	▲	▲			▲	▲		▲						▲	●		●		▲	●		▲	●				
INS	▲	▲			▲	▲		▲						▲	●		●		▲	●		▲	●				

OPEN DISPLAY BASE END CABINETS WITH VALANCE OPTION

Cabinet has finished plywood sides and interior. Shelf is ¾" finished plywood. Cabinets have chrome shelf supports which mount underneath shelf. Unfinished plywood toe kick. For MDF and Thermofoil door styles, cabinet is painted maple. Open Display Cabinets come standard as shown. Please refer to the Semi-Custom Program for a list of all available valance options.

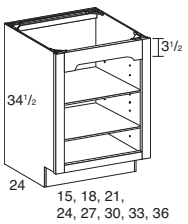

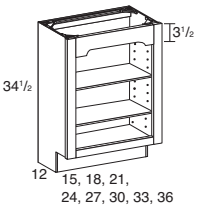

Reduced Depth Option Available

Open Display Base Cabinet

ODB15 **ODB27**
ODB18 **ODB30**
ODB21 **ODB33**
ODB24 **ODB36**

2 Full depth adj. shelves

- ODB15 not available with AF valance option

	WIDTH		HEIGHT		DEPTH	
	Min.	Max.	Min.	Max.	Min.	Max.
	15"	30"	19½"	48"	6"	30"

Semi-Custom	APC	BO	CC	ES	FCE	FDBS	FH	FI	FIMD	FO	ID	IF	IME	MFE	MD	MH	MW	P	PCE	RD	RTK	TKA	VTK	WBR	WCM	WS	WTR
FOL/TOL	▲	▲	●	●	●	▲		▲						▲	●	●	●		▲	●	●	▲	●	●	▲	●	
INS	▲	▲	●	●	●	▲		▲						▲	●	●	●		▲	●	●	▲	●	●	▲	●	

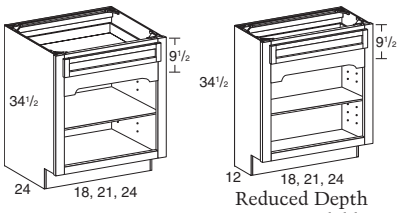

Reduced Depth Option Available

Open Display Drawer Base Cabinet

ODDB18
ODDB21
ODDB24

1 Drawer,
1 Full depth adj. shelf

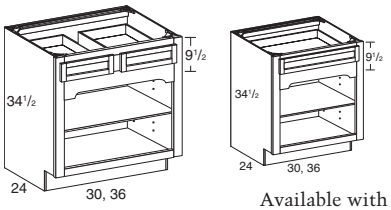

Available with WCM Option

ODDB30
ODDB36

2 Drawers,
1 Full depth adj. shelf

- **INSET:** 30″ and 36″ wide will be standard WCM

WIDTH		HEIGHT		DEPTH	
Min.	Max.	Min.	Max.	Min.	Max.
15¼″	36″	28½″	48″	12″	30″

Semi-Custom	APC	BO	CC	ES	FCE	FDBS	FH	FI	FIMD	FO	ID	IF	IME	MFE	MD	MH	MW	P	PCE	RD	RTK	TKA	VTK	WBR	WCM	WS	WTR
FOL/TOL	▲	●	●	●	●	▲		▲					●	▲	●	●	●		▲	●	●	▲	●	●	●	●	
INS	▲	●	●	●	●	▲		▲						▲	●	●	●		▲	●	●	▲	●	●	▲	●	

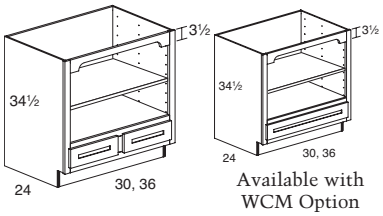

Available with WCM Option

Open Display Bottom Drawer Base Cabinet

ODBD30
ODBD36

2 Drawers,
1 Full depth adj. shelf

- **INSET:** 30″ and 36″ wide will be standard WCM

WIDTH		HEIGHT		DEPTH	
Min.	Max.	Min.	Max.	Min.	Max.
27¼″	36″	28½″	48″	12″	30″

Semi-Custom	APC	BO	CC	ES	FCE	FDBS	FH	FI	FIMD	FO	ID	IF	IME	MFE	MD	MH	MW	P	PCE	RD	RTK	TKA	VTK	WBR	WCM	WS	WTR
FOL/TOL	▲	●	●	●	●	▲		▲					●	▲	●	●	●		▲	●	●	▲	●	●	●	●	
INS	▲	●	●	●	●	▲		▲						▲	●	●	●		▲	●	●	▲	●	●	▲	●	

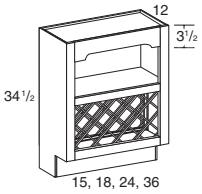

Open Display Base Rack Cabinet

ODBR15
ODBR18
ODBR24
ODBR36

- ODBR15 not available with AF valance option

WIDTH		HEIGHT		DEPTH	
Min.	Max.	Min.	Max.	Min.	Max.
15″	36″	34½″	48″	12″	30″

Semi-Custom	APC	BO	CC	ES	FCE	FDBS	FH	FI	FIMD	FO	ID	IF	IME	MFE	MD	MH	MW	P	PCE	RD	RTK	TKA	VTK	WBR	WCM	WS	WTR
FOL/TOL	▲	▲		●	●	▲		▲						▲	●	●	●		▲		●	▲	●	●			
INS	▲	▲		●	●	▲		▲						▲	●	●	●		▲		●	▲	●	●			

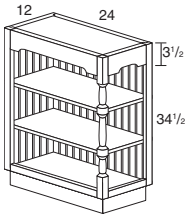

Left Hand Shown

Open Display Base End Cabinet

ODBEC12L
ODBEC12R

2 Fixed shelves

- Beaded plywood back
- Unfinished plywood toe kick
- Standard as shown
- Please refer to the Semi-Custom Program for a list of all available valance options
- **Not available with arch or arch fret valance option**
- **For MDF and Thermofoil door styles, cabinet is painted maple**

WIDTH		HEIGHT		DEPTH	
Min.	Max.	Min.	Max.	Min.	Max.

Semi-Custom	APC	BO	CC	ES	FCE	FDBS	FH	FI	FIMD	FO	ID	IF	IME	MFE	MD	MH	MW	P	PCE	RD	RTK	TKA	VTK	WBR	WCM	WS	WTR
FOL/TOL	▲	▲				▲		▲											▲			▲	●				
INS	▲	▲				▲		▲											▲			▲	●				

PET CENTER DESIGN IDEAS

Pet centers are a great way to give pets their very own spaces within your customer's homes. They are functional as well as stylish. Pet centers will allow you to create custom accommodations that make everyday pet owner tasks more manageable and give pets an added sense of belonging within their own homes. Use the You Draw It program to create your customer's pet specific areas.





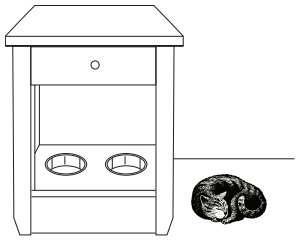

BASE WHATNOT SHELVES

A Square Top and Bottom Shelf is available under the Semi-Custom Program for all whatnots. For MDF door styles, whatnots are painted maple. For Thermofoil door styles, whatnots are thermofoiled fiberboard. Finish techniques are not included.

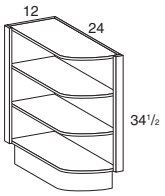

Left Shown

Base End Whatnot Shelf

BES2412

- 12″ Radius
- Detachable toe kick for wall installation
- L or R reversibility
- **4½″ Matching toe kick shipped unattached**
- ¾″ Plywood shelves
- 9″ space between shelves
- Stile is 1⅛″

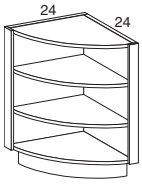

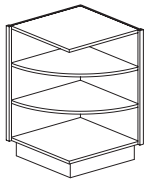

Square Top/Bottom
Shelf Option Available

Corner Base End Whatnot Shelf

CBES2424

- Detachable toe kick for wall installation
- 24″ Depth
- **4½″ Matching toe kick shipped unattached**
- ¾″ Plywood shelves
- 9″ space between shelves
- Stile is 1⅛″
- **Reduced Depth option would reduce both ends equally**

	WIDTH		HEIGHT		DEPTH	
	Min.	Max.	Min.	Max.	Min.	Max.

Semi-Custom	APC	BO	CC	ES	FCE	FDBS	FH	FI	FIMD	FO	ID	IF	IME	MFE	MD	MH	MW	P	PCE	RD	RTK	TKA	VTK	WBR	WCM	WS	WTR
FOL/TOL	▲					▲		▲											▲	●							
INS	▲					▲		▲											▲	●							

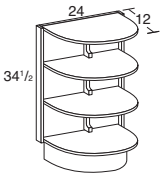

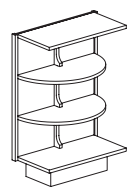

Square Top/Bottom
Shelf Option Available

Peninsula Base Whatnot Shelf

PBWN24

- Detachable toe kick for wall installation
- **4½″ Matching toe kick shipped unattached**
- ¾″ Plywood shelves
- 9″ space between shelves
- Stile is 1⅛″

	WIDTH		HEIGHT		DEPTH	
	Min.	Max.	Min.	Max.	Min.	Max.

Semi-Custom	APC	BO	CC	ES	FCE	FDBS	FH	FI	FIMD	FO	ID	IF	IME	MFE	MD	MH	MW	P	PCE	RD	RTK	TKA	VTK	WBR	WCM	WS	WTR
FOL/TOL	▲					▲		▲											▲								
INS	▲					▲		▲											▲								

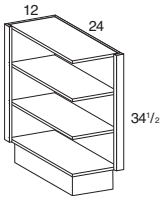

Left Shown

Square Base End Whatnot Shelf

SBES2412

- L or R reversibility
- ¾″ Solid wood shelves
- ID/RD options change depth only - width will not change
- 9″ space between shelves
- Stile is 1⅛″
- **Matching toe kick shipped unattached**

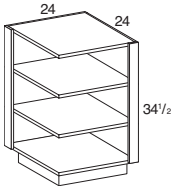

Square Corner Base End Whatnot Shelf

SCBES2424

- L or R reversibility
- ¾″ Plywood shelves
- RD options would reduce both ends equally
- 9″ space between shelves
- Stile is 1⅛″
- **Matching toe kick shipped unattached**

	WIDTH		HEIGHT		DEPTH	
	Min.	Max.	Min.	Max.	Min.	Max.

Semi-Custom	APC	BO	CC	ES	FCE	FDBS	FH	FI	FIMD	FO	ID	IF	IME	MFE	MD	MH	MW	P	PCE	RD	RTK	TKA	VTK	WBR	WCM	WS	WTR
FOL/TOL	▲					▲		▲											▲	●							
INS	▲					▲		▲											▲	●							

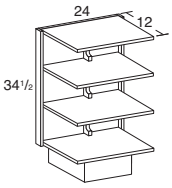

Square Peninsula Base Whatnot Shelf

SPBWN24

- 12″ Depth
- ¾″ Plywood shelves
- 9″ space between shelves
- Stile is 1⅛″
- **Matching toe kick shipped unattached**

	WIDTH		HEIGHT		DEPTH	
	Min.	Max.	Min.	Max.	Min.	Max.

Semi-Custom	APC	BO	CC	ES	FCE	FDBS	FH	FI	FIMD	FO	ID	IF	IME	MFE	MD	MH	MW	P	PCE	RD	RTK	TKA	VTK	WBR	WCM	WS	WTR
FOL/TOL	▲					▲		▲											▲								
INS	▲					▲		▲											▲								

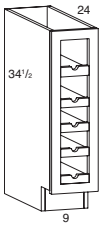

Base Bottle Rack Cabinet

BBR9

- RD available to 12″
- Holds 5 bottles

	WIDTH		HEIGHT		DEPTH	
	Min.	Max.	Min.	Max.	Min.	Max.

Semi-Custom	APC	BO	CC	ES	FCE	FDBS	FH	FI	FIMD	FO	ID	IF	IME	MFE	MD	MH	MW	P	PCE	RD	RTK	TKA	VTK	WBR	WCM	WS	WTR
FOL/TOL	▲	▲				▲		▲			●			▲					▲	●		▲					
INS	▲	▲				▲		▲			●			▲					▲	●		▲					



Wicker Basket (kit only)

WBK15
WBK18

- One basket included in kit (2 shown)
- Basket has hand pull on both sides
- WBK15 installs in ODB15
- WBK18 installs in ODB18 and ODDB18
- When installing in ODDB18, use one basket only
- **The wooden runners included in kit must be cut down in width for installation to 1⅜″**



Small Woven Basket Kit (kit only)

SWBK5 (5 Baskets)
SWBK6 (6 Baskets)
SWBK7 (7 Baskets)

- For SWBK5, installs in BOSC6 and WOSC630
- For SWBK6, installs in BOSC640 and WOSC636
- For SWBK7, installs in WOSC642

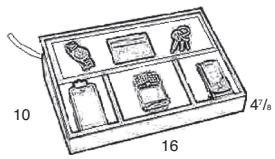

Charging Station

CHGST

- Power strip not included
- Black velvet liner

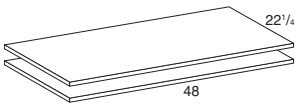

Peninsula Plywood Shelf Kit

PPS48KIT

- Includes 2 shelves and shelf clips
- Shelves are ¾″ veneered plywood with a natural finish
- Edge banded on 2 long edges
- Fits standard peninsula base cabinets
- More sizes available in the Replacement Shelves section
- **Not available in MDF and Thermofoil door styles**

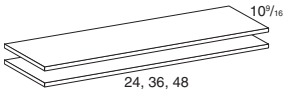

Plywood Shelf Kit

PS24KIT
PS36KIT
PS48KIT

- Includes 2 shelves and shelf clips
- Shelves are ¾″ veneered plywood with a natural finish
- Edge banded on one long edge
- Fits standard base and wall cabinets
- More sizes available in the Replacement Shelves section
- **Not available in MDF and Thermofoil door styles**

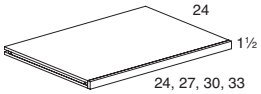

Stack Spacer Kit 1½″

SSK1.524
SSK1.527
SSK1.530
SSK1.533

- For use when stacking to fill the 1½″ countertop gap allowing for easier alignment of upper cabinets

---

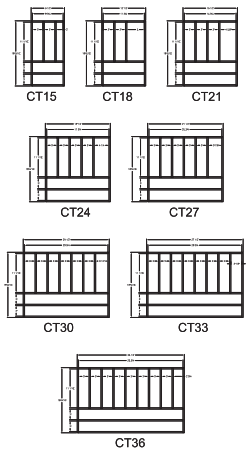

FR **Cutlery Tray**

CT15
CT18
CT21
CT24
CT27
CT30
CT33
CT36

- Solid wood
- Available in natural finish only

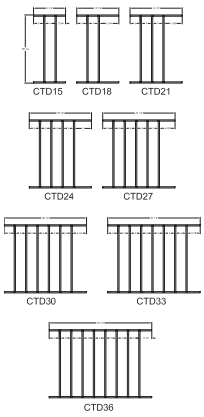

FR **Cutlery Tray Divider**

CTD15
CTD18
CTD21
CTD24
CTD27
CTD30
CTD33
CTD36

- Solid wood
- Available in natural finish only
- Shipped unassembled
- Length must be trimmed
- Dividers may be omitted to create larger openings

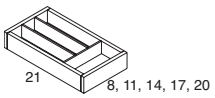

FR

Cutlery Drawer

CD12 (for B12, B24, BWPS12, 3DB12, 4DB12)
CD15 (for B15, B30, BWPS15, 3DB15, 4DB15, B45, B48)
CD18 (for B18, B36, BWPS18, 3DB18, 4DB18, B48)
CD21 (for B21, B42, BWPS21, 3DB21, 4DB21)
CD24 (for B24, B48, BWPS24, 3DB24, 4DB24)

- Solid wood
- Available in natural finish only

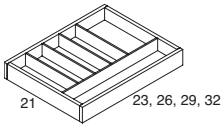

CD27 (for B27, BWPS27, 3DB27, 4DB27)
CD30 (for B30WCM, BWPS30, 3DB30, 4DB30)
CD33 (for B33WCM, BWPS33, 3DB33)
CD36 (for B36WCM, BWPS36, 3DB36)

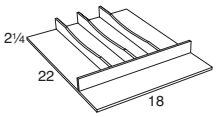

Utensil Tray Divider

UTD18

- Solid wood
- Available in natural finish only
- Trimmable

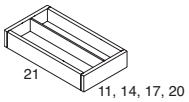

Utensil Drawer

UD15 (for B15, B30, 3DB15, 4DB15, B45, B48)
UD18 (for B18, B36, 3DB18, 4DB18, B48)
UD21 (for B21, B42, 3DB21, 4DB21)
UD24 (for B24, B48, 3DB24, 4DB24)

- Solid wood
- Available in natural finish only

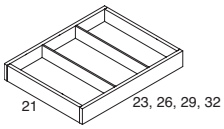

UD27 (for B27, 3DB27, 4DB27)
UD30 (for B30WCM, 3DB30, 4DB30)
UD33 (for B33WCM, 3DB33)
UD36 (for B36WCM, 3DB36)

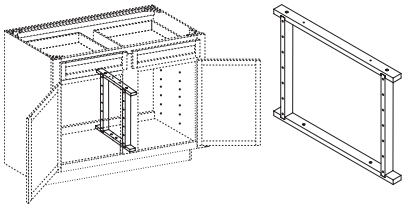

Center Mullion Kit

CMK

- Installs in base cabinets 30″ and wider
- Attaches behind the center frame mullion for installation of sliding shelves
- Sliding Shelf Kit is not included and must be ordered separately
- Hardware included
- Trimmable for 21″ deep cabinets
- **INSET:** Not required

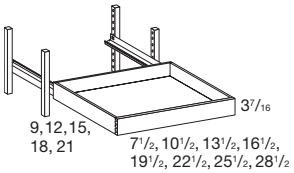

FR

24″ Deep Dovetail Soft Close Sliding Shelf

SSDSC1224 (for B12)
SSDSC1524 (for B15, B30)
ISSDSC1524 (for B15, B30)
SSDSC1824 (for B18, B36)
ISSDSC1824 (for B18, B36)
SSDSC2124 (for B21, B42)
ISSDSC2124 (for B21, B42)
SSDSC2424 (for B24)
ISSDSC2424 (for B24)
SSDSC2724 (for B27)
ISSDSC2724 (for B27)
SSDSC3024 (for B30)
SSDSC3024WCM (for B30WCM)
ISSDSC3024WCM (for B30WCM)
SSDSC3324 (for B33)
SSDSC3324WCM (for B33WCM)
ISSDSC3324WCM (for B33WCM)
SSDSC3624 (for B36)
SSDSC3624WCM (for B36WCM)
ISSDSC3624WCM (for B36WCM)
SSDSC3924 (for B39)
ISSDSC3924 (for B39)
SSDSC4224 (for B42)
ISSDSC4224 (for B42)
SSDSC4524 (for B45)
SSDSC4524D2 (for B45D2)
ISSDSC4524D2 (for B45D2)
SSDSC4824 (for B48)
SSDSC4824D2 (for B48D2)
ISSDSC4824D2 (for B48D2)

FR

21″ Deep Dovetail Soft Close Sliding Shelf

SSDSC1221
SSDSC1521
ISSDSC1521
SSDSC1821
ISSDSC1821
SSDSC2121
ISSDSC2121
SSDSC2421
ISSDSC2421
SSDSC2721
ISSDSC2721
SSDSC3021
SSDSC3021WCM
ISSDSC3021WCM
SSDSC3321
SSDSC3321WCM
ISSDSC3321WCM
SSDSC3621
SSDSC3621WCM
ISSDSC3621WCM
SSDSC3921
ISSDSC3921
SSDSC4221
ISSDSC4221
SSDSC4521
SSDSC4521D2
ISSDSC4521D2
SSDSC4821
SSDSC4821D2
ISSDSC4821D2

- Includes one solid wood dovetail sliding shelf with soft close undermount slides, four mounting supports and attachment hardware
- **SSDSC30, SSDSC33, SSDSC36, SSDSC39, SSDSC42, SSDSC45D2 and SSDSC48D2 include two shelves and slides for installation**
- **SSDSC45 and SSDSC48 include three shelves and slides for installation**
- **Function Ready only available for 24″ and 21″ deep sliding shelves**
- **INSET:** Use codes beginning with 'I'; installing more than one ISSDSC in a cabinet requires a full depth shelf for attachment

18″ Deep Dovetail Soft Close Sliding Shelf

SSDSC1218
SSDSC1518
ISSDSC1518
SSDSC1818
ISSDSC1818
SSDSC2118
ISSDSC2118
SSDSC2418
ISSDSC2418
SSDSC2718
ISSDSC2718
SSDSC3018
SSDSC3018WCM
ISSDSC3018WCM
SSDSC3318
SSDSC3318WCM
ISSDSC3318WCM
SSDSC3618
SSDSC3618WCM
ISSDSC3618WCM
SSDSC3918
ISSDSC3918
SSDSC4218
ISSDSC4218
SSDSC4518
SSDSC4518D2
ISSDSC4518D2
SSDSC4818
SSDSC4818D2
ISSDSC4818D2

15″ Deep Dovetail Soft Close Sliding Shelf

SSDSC1215
SSDSC1515
ISSDSC1515
SSDSC1815
ISSDSC1815
SSDSC2115
ISSDSC2115
SSDSC2415
ISSDSC2415
SSDSC2715
ISSDSC2715
SSDSC3015
SSDSC3015WCM
ISSDSC3015WCM
SSDSC3315
SSDSC3315WCM
ISSDSC3315WCM
SSDSC3615
SSDSC3615WCM
ISSDSC3615WCM
SSDSC3915
ISSDSC3915
SSDSC4215
ISSDSC4215
SSDSC4515
SSDSC4515D2
ISSDSC4515D2
SSDSC4815
SSDSC4815D2
ISSDSC4815D2

12″ Deep Dovetail Soft Close Sliding Shelf

SSDSC1212
SSDSC1512
ISSDSC1512
SSDSC1812
ISSDSC1812
SSDSC2112
ISSDSC2112
SSDSC2412
ISSDSC2412
SSDSC2712
ISSDSC2712
SSDSC3012
SSDSC3012WCM
ISSDSC3012WCM
SSDSC3312
SSDSC3312WCM
ISSDSC3312WCM
SSDSC3612
SSDSC3612WCM
ISSDSC3612WCM
SSDSC3912
ISSDSC3912
SSDSC4212
ISSDSC4212
SSDSC4512
SSDSC4512D2
ISSDSC4512D2
SSDSC4812
SSDSC4812D2
ISSDSC4812D2

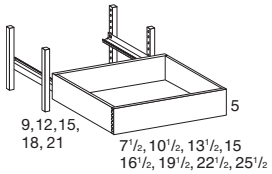

5" High, 24" Deep Dovetail Soft Close Sliding Shelf

SSDSC1224-5 (for B12)
SSDSC1524-5 (for B15, B30)
ISSDSC1524-5 (for B15, B30)
SSDSC1824-5 (for B18, B36)
ISSDSC1824-5 (for B18, B36)
SSDSC2124-5 (for B21, B42)
ISSDSC2124-5 (for B21, B42)
SSDSC2424-5 (for B24)
ISSDSC2424-5 (for B24)
SSDSC2724-5 (for B27)
ISSDSC2724-5 (for B27)
SSDSC3024-5 (for B30)
SSDSC3024WCM-5 (for B30WCM)
ISSDSC3024WCM-5 (for B30WCM)
SSDSC3324-5 (for B33)
SSDSC3324WCM-5 (for B33WCM)
ISSDSC3324WCM-5 (for B33WCM)
SSDSC3624-5 (for B36)
SSDSC3624WCM-5 (for B36WCM)
ISSDSC3624WCM-5 (for B36WCM)
SSDSC3924-5 (for B39)
ISSDSC3924-5 (for B39)
SSDSC4224-5 (for B42)
ISSDSC4224-5 (for B42)
SSDSC4524-5 (for B45)
SSDSC4524D2-5 (for B45D2)
ISSDSC4524D2-5 (for B45D2)
SSDSC4824-5 (for B48)
SSDSC4824D2-5 (for B48D2)
ISSDSC4824D2-5 (for B48D2)

5" High, 21" Deep Dovetail Soft Close Sliding Shelf

SSDSC1221-5
SSDSC1521-5
ISSDSC1521-5
SSDSC1821-5
ISSDSC1821-5
SSDSC2121-5
ISSDSC2121-5
SSDSC2421-5
ISSDSC2421-5
SSDSC2721-5
ISSDSC2721-5
SSDSC3021-5
SSDSC3021WCM-5
ISSDSC3021WCM-5
SSDSC3321-5
SSDSC3321WCM-5
ISSDSC3321WCM-5
SSDSC3621-5
SSDSC3621WCM-5
ISSDSC3621WCM-5
SSDSC3921-5
ISSDSC3921-5
SSDSC4221-5
ISSDSC4221-5
SSDSC4521-5
SSDSC4521D2-5
ISSDSC4521D2-5
SSDSC4821-5
SSDSC4821D2-5
ISSDSC4821D2-5

- Includes one solid wood dovetail sliding shelf with soft close undermount slides, four mounting supports and attachment hardware
- **SSDSC30, SSDSC33, SSDSC36, SSDSC39, SSDSC42, SSDSC45D2 and SSDSC48D2 include two shelves and slides for installation**
- **SSDSC45 and SSDSC48 include three shelves and slides for installation**
- **INSET:** Use codes beginning with 'I'; installing more than one ISSDSC in a cabinet requires a full depth shelf for attachment

5" High, 18" Deep Dovetail Soft Close Sliding Shelf

SSDSC1218-5
SSDSC1518-5
ISSDSC1518-5
SSDSC1818-5
ISSDSC1818-5
SSDSC2118-5
ISSDSC2118-5
SSDSC2418-5
ISSDSC2418-5
SSDSC2718-5
ISSDSC2718-5
SSDSC3018-5
SSDSC3018WCM-5
ISSDSC3018WCM-5
SSDSC3318-5
SSDSC3318WCM-5
ISSDSC3318WCM-5
SSDSC3618-5
SSDSC3618WCM-5
ISSDSC3618WCM-5
SSDSC3918-5
ISSDSC3918-5
SSDSC4218-5
ISSDSC4218-5
SSDSC4518-5
SSDSC4518D2-5
ISSDSC4518D2-5
SSDSC4818-5
SSDSC4818D2-5
ISSDSC4818D2-5

5" High, 15" Deep Dovetail Soft Close Sliding Shelf

SSDSC1215-5
SSDSC1515-5
ISSDSC1515-5
SSDSC1815-5
ISSDSC1815-5
SSDSC2115-5
ISSDSC2115-5
SSDSC2415-5
ISSDSC2415-5
SSDSC2715-5
ISSDSC2715-5
SSDSC3015-5
SSDSC3015WCM-5
ISSDSC3015WCM-5
SSDSC3315-5
SSDSC3315WCM-5
ISSDSC3315WCM-5
SSDSC3615-5
SSDSC3615WCM-5
ISSDSC3615WCM-5
SSDSC3915-5
ISSDSC3915-5
SSDSC4215-5
ISSDSC4215-5
SSDSC4515-5
SSDSC4515D2-5
ISSDSC4515D2-5
SSDSC4815-5
SSDSC4815D2-5
ISSDSC4815D2-5

5" High, 12" Deep Dovetail Soft Close Sliding Shelf

SSDSC1212-5
SSDSC1512-5
ISSDSC1512-5
SSDSC1812-5
ISSDSC1812-5
SSDSC2112-5
ISSDSC2112-5
SSDSC2412-5
ISSDSC2412-5
SSDSC2712-5
ISSDSC2712-5
SSDSC3012-5
SSDSC3012WCM-5
ISSDSC3012WCM-5
SSDSC3312-5
SSDSC3312WCM-5
ISSDSC3312WCM-5
SSDSC3612-5
SSDSC3612WCM-5
ISSDSC3612WCM-5
SSDSC3912-5
ISSDSC3912-5
SSDSC4212-5
ISSDSC4212-5
SSDSC4512-5
SSDSC4512D2-5
ISSDSC4512D2-5
SSDSC4812-5
SSDSC4812D2-5
ISSDSC4812D2-5

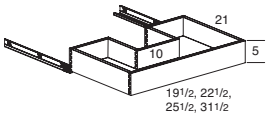

5" High, 24" Deep U-Shaped Dovetail Soft Close Sliding Shelf

SSDSCU2424-5 (for SB24)
SSDSCU2724-5 (for SB27)
ISSDSCU2724-5 (for SB27)
SSDSCU3024WCM-5 (for SB30WCM)
ISSDSCU3024WCM-5 (for SB30WCM)
SSDSCU3624WCM-5 (for SB36WCM)
ISSDSCU3624WCM-5 (for SB36WCM)

- Includes one solid wood dovetail sliding shelf with soft close undermount slides, four mounting supports and attachment hardware
- **INSET:** Use codes beginning with 'I'; installing more than one ISSDSC in a cabinet requires a full depth shelf for attachment

---

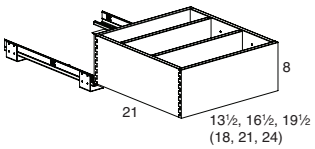

Deep Storage Pull Out

DSPO18 (for B18, B36)
IDSPO18 (for B18, B36)
DSPO21 (for B21, B42)
IDSPO21 (for B21, B42)
DSPO24 (for B24, B24SD, B48D2)
IDSPO24 (for B24, B24SD, B48D2)

- Includes one solid wood dovetail sliding shelf with soft close undermount slides, four mounting supports and attachment hardware
- **INSET:** Use codes beginning with 'I'; installing more than one ISSDSC in a cabinet requires a full depth shelf for attachment

---

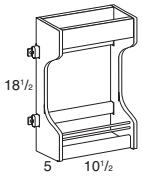

FR **Door Shelf Kit**

DSK (for B18, B36, SB36)

- Natural finish solid wood with chrome rails
- Removable tray
- Shelf not adjustable
- **INSET:** Not recommended

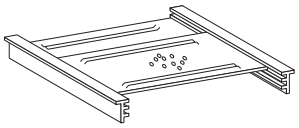

FR **Drawer Bread Box Cover**

DBBC15 (for 3DB15)
DBBC18 (for 2DB18, 3DB18)
DBBC21 (for 2DB21, 3DB21)

- Clear plastic
- Not trimmable

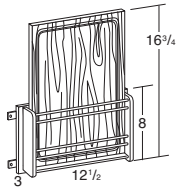

Cutting Board
CB

- Mounts on cabinet door
- Natural finish
- Includes mounting hardware
- For single door base and sink base cabinets, installs in 18" wide and larger
- For double door base and sink base cabinets, installs in 36" wide and larger
- **INSET:** Not recommended

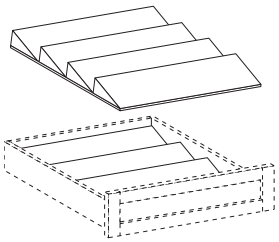

FR **Wood Drawer Spice Rack**

WDSR12 (for 12")
WDSR15 (for 15")
WDSR18 (for 18")
WDSR21 (for 21")
WDSR24 (for 24")
WDSR27 (for 27")

- Solid wood
- Natural finish
- **Includes spice drawer unit only, not a complete drawer**

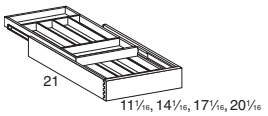

FR **Wood Tiered Cutlery Tray**

WTCT15 (for B15, B30, 3DB15, 4DB15)
WTCT18 (for B18, B36, 3DB18, 4DB18)
WTCT21 (for B21, B42, 3DB21, 4DB21)
WTCT24 (for B24, B48D2, 3DB24, 4DB24)

- Replaces the existing drawer
- Existing drawer front reattaches to the front of the kit with screws
- Once installed, will open and close as a standard drawer
- Cannot be installed in cabinets less than 24" deep
- Includes full extension soft close drawer slides

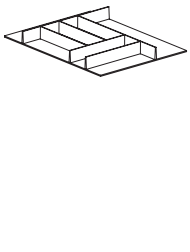

Walnut Drawer Cutlery Organizer Inserts

WDCOI21 (trim for 18″)

- WDCOI39 will hold 3 inserts
- WDCOI33 and WDCOI27 will hold 2 inserts
- WDCOI21 will hold 1 insert

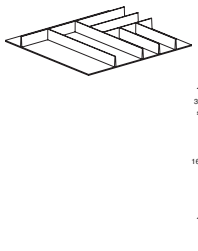

WDCOI27 (trim for 24″)

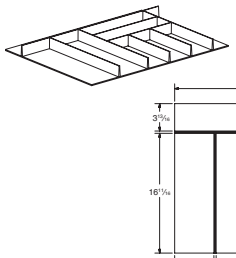

WDCOI33 (trim for 30″)

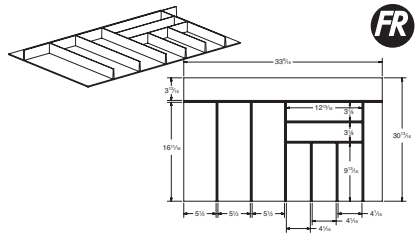

WDCOI39 (trim for 36″)

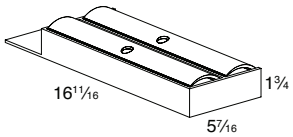

Walnut Wrap Holder Organizer Insert

WWHOI

- Fits into the 5 7/16″ sections of the WDCOI

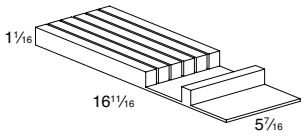

Walnut Knife Block Organizer Insert

WKBOI

- Fits into the 5 7/16″ sections of the WDCOI

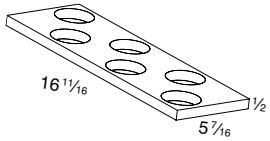

Walnut Container Holder Organizer Insert

WCHOI (holder only)

- Fits into the 5 7/16″ sections of the WDCOI



SSCPK6 (6 stainless steel containers)

- Fits into the WCHOI holder insert



GCPK6 (6 glass containers)

- Fits into the WCHOI holder insert

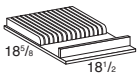

Knife Divider

KD

- Fits B24 cabinet drawer
- Trimmable
- Natural finished wood

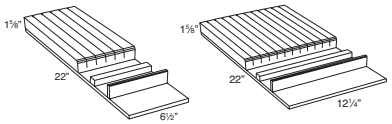

Knife Block Inserts

KBI6
KBI12

- Natural finished wood
- Trimmable

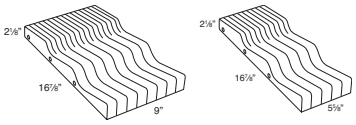

Curved Knife Block Inserts

CKBI5
CKBI9

- Natural finished wood

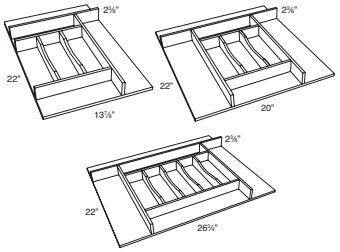

Silverware Tray Inserts

STI13
STI20
STI26

- Natural finished wood
- Trimmable

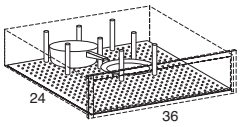

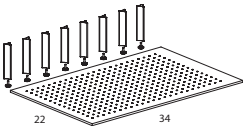

Deep Drawer Pegged Dish Organizer

DDPDO (board and 8 round posts in Natural)
DDPDOW (board and 8 round posts in Walnut)
DDTPDOW (board and 8 triangle posts in Walnut)
DDPDOKIT (set of 4 round posts in Natural)
DDPDOWKIT (set of 4 round posts in Walnut)
DDTPDOWKIT (set of 4 triangle posts in Walnut)

- Fits DRB deep drawers - Must be trimmed
- Organizer kit includes board and 8 posts
- Posts are 1″ diameter x 6½″ height
- Posts mount into pre-drilled holes and are secured with fastening nut
- Pre-drilled holes have 1⅜₁₆″ centers
- Additional posts can be ordered - DDPDOKIT, DDPDOLOKIT and DDTPDOWKIT includes 4 posts and locking nuts

---

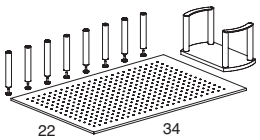

Deep Drawer Organizer Kit in Walnut with Round Pegs and Plate Holder

DDOKWRPPH

- Fits DRB deep drawers - Must be trimmed
- Kit includes: board, 8 round posts and plate holder in Walnut

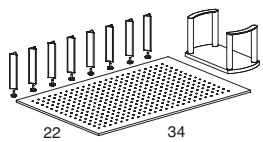

Deep Drawer Organizer Kit in Walnut with Triangle Pegs and Plate Holder

DDOKWTPPH

- Fits DRB deep drawers - Must be trimmed
- Kit includes: board, 8 triangle posts and plate holder in Walnut

---

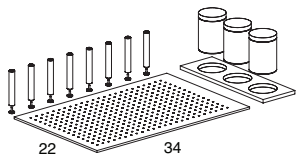

Deep Drawer Organizer Kit in Walnut with Round Pegs and Glass Containers

DDOKWRPGC

- Fits DRB deep drawers - Must be trimmed
- Kit includes: board, 8 round posts and a holder with 3 large glass containers in Walnut

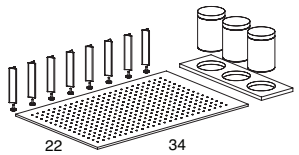

Deep Drawer Organizer Kit in Walnut with Triangle Pegs and Glass Containers

DDOKWTPGC

- Fits DRB deep drawers - Must be trimmed
- Kit includes: board, 8 triangle posts and a holder with 3 large glass containers in Walnut

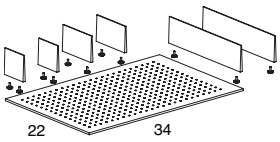

Deep Drawer Organizer Kit in Walnut with Dividers

DDOKWD

- Fits DRB deep drawers - Must be trimmed
- Kit includes: board, 2 large dividers, 2 medium dividers and 2 small dividers in Walnut

---

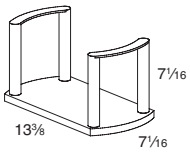

DDWPH (Plate holder in Walnut)

- Works with any of the Deep Drawer Organizer Kits

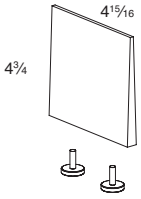

SDDWD (Small divider in Walnut)

- Works with any of the Deep Drawer Organizer Kits

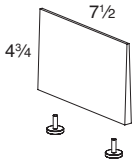

MDDWD (Medium divider in Walnut)

- Works with any of the Deep Drawer Organizer Kits

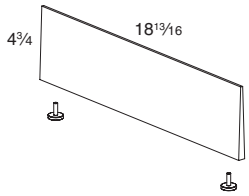

LDDWD (Large divider in Walnut)

- Works with any of the Deep Drawer Organizer Kits

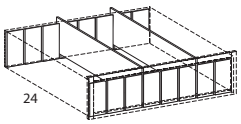

Deep Divider Kit

DDK

- Trimmable
- Fits deep drawers
- Kit includes 2 dividers and slotted ends

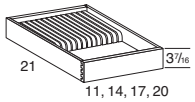

FR **Knife Drawer**

KDWR15
KDWR18
KDWR21
KDWR24

- Replaces the existing drawer
- Existing drawer front reattaches to the front of the kit with screws
- Once installed, will open and close as a standard drawer
- Cannot be installed in cabinets less than 24″ deep
- Includes full extension soft close drawer slides

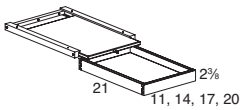

FR

Cutting Board Drawer

CBD15
CBD18
CBD21
CBD24

- Replaces the existing drawer
- Existing drawer front reattaches to the front of the kit with screws
- Once installed, will open and close as a standard drawer
- Cannot be installed in cabinets less than 24″ deep
- Includes full extension soft close drawer slides

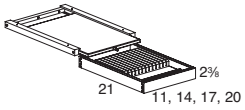

FR

Cutting Board and Knife Drawer

CBKD15
CBKD18
CBKD21
CBKD24

- Replaces the existing drawer
- Existing drawer front reattaches to the front of the kit with screws
- Once installed, will open and close as a standard drawer
- Cannot be installed in cabinets less than 24″ deep
- Includes full extension soft close drawer slides

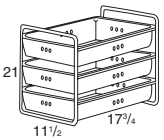

FR

Plastic Vegetable Bin Kit

PVBK (for B18, B24, B27, B36, U188424)

- White polystyrene plastic bins in white metal rack
- Fits 21″ deep cabinets and deeper
- **INSET:** Only available for full height door base cabinets

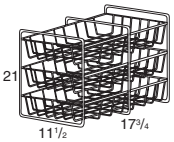

FR

Metal Vegetable Bin Kit

MVBK (for B18, B24, B27, B36, U188424)

- Gray powdercoat
- Fits 21″ deep cabinets and deeper
- **INSET:** Only available for full height door base cabinets

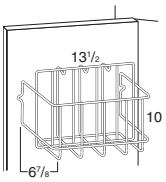

Kitchen Foil Holder

KFH

- Gray powdercoat

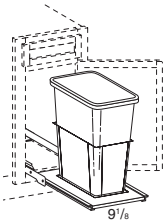

FR

Single Wastebasket

SW9.125 (for B15, B18, B21, B24, B27, B30, B33, B36)

- White wastebasket has 35 quart capacity
- Wire frame and full extension slides are brushed nickel
- Includes mounts and screws for floor mount

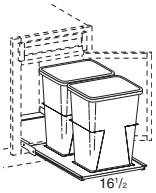

FR

Double Wastebasket

DW16.5 (for B21, B24)

- White wastebaskets have 70 quart combined capacity
- Wire frame and full extension slides are brushed nickel
- Includes mounts and screws for floor mount

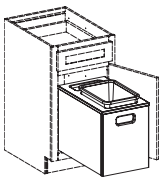

Super Single Wastebasket

SSW15 (for B15)
SSW18 (for B18)

- White wastebasket has 35 quart capacity
- Full extension soft close slides included
- Includes mounts and screws for floor mount
- **INSET:** Not available

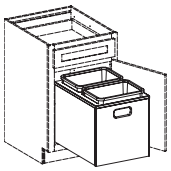

SDW21 & SDW24

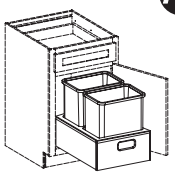

SDW18

Super Double Wastebasket

SDW18 (for B18)
SDW21 (for B21)
SDW24 (for B24)

- White wastebaskets have 70 quart combined capacity
- Full extension soft close slides included
- Includes mounts and screws for floor mount
- **INSET:** Not available

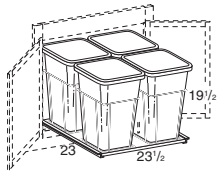

4 Bin Recycle Center

4BRC (for B27)

- Four white wastebaskets have 108 quart combined capacity
- Equipped to separate the four most common recyclable materials: plastic, glass, paper and metal
- Full extension slides
- Includes mounts and screws for floor mount
- **INSET:** Only available for full height door base cabinets



Wastebasket Lid

35QTLIDW (white)

- Fits 35 quart capacity waste baskets
- For use with SSW15, SSW18, SDW18, SDW21, SDW24, B15WB, B18WB, B18WB2, B21WB, B24WB, AC18WB, ACB21WB, ALB15WB, ALB18WB and ALB21WB
- For double wastebasket cabinets, lids will not open on back wastebasket



Wastebasket

35QTWBW (white)

- White wastebasket has 35 quart capacity
- For use with B15WB, B18WB, B18WB2, B21WB, B24WB, AC18WB, ACB21WB, ALB15WB, ALB18WB and ALB21WB



Under Sink Wastebasket

USWB

- Built in handles for easy removal
- Fits 24″ and 21″ depth cabinets
- Contains 2 containers (1) 10 liter and (1) 20 liter
- Fit sink bases 30″ wide

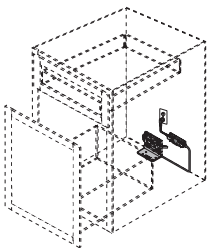

Wastebasket Touch To Open Kit

WBTTOK

- Electrical drawer opening mechanism
- For use in Wastebasket Cabinets
- **INSET:** Not available

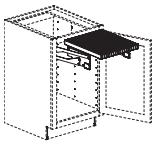

NEW CODES

Hide A Mixer Shelf Kit

HAMSKIT18 (for B18FH)
HAMSKIT21 (for B21FH)
HAMSKIT24 (for B24SDFH)

- 1½″ Thick solid maple
- Includes mounting hardware
- Shelf is 16″ W x 18″ D
- Installs in 24″ deep - full height cabinets only
- 30 lb. Weight capacity
- **INSET:** Not available

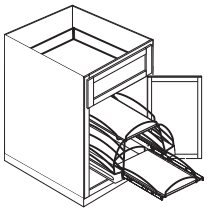

FR

Pot, Pan and Lid Caddy

PPLC24
PPLC30

- For all door styles, caddy is natural finish with gray powdercoated rails
- Two separate pullout sections
- Slanted side sections for lid storage

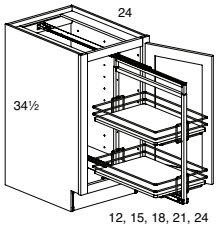

FR

Base Pantry Pullout

BPPO12
BPPO15
BPPO18
BPPO21
BPPO24

- Includes mounting hardware
- Installs in 24″ deep - full height cabinets only
- **INSET:** BPPO12 not available

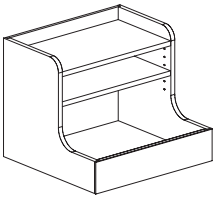

Pot and Pan Pullout

PTPNPO27
PTPNPO30
PTPNPO33
PTPNPO36

- Pullout is natural finish and include full extension slides
- **INSET:** PTPNPO27 not available

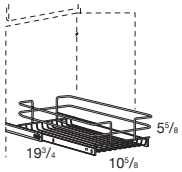

FR

Under Sink Basket

USB (for B15, B30)

- Chrome
- Full extension slides

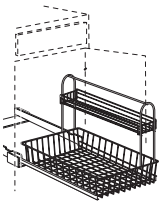

FR

Under Sink Basket Deluxe

USBD18
USBD21

- Removable basket with fixed handle
- Gray powdercoat
- Can be installed on the right or the left
- Top basket offset for plumbing clearance

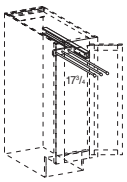

Pullout Towel Bar

POTB

- Three slide out prongs for towels
- Mounts in all base cabinets
- Gray powdercoat

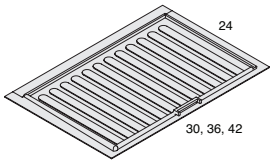

Base Drip Tray Almond

BDTA3024 (trim for 27″)
BDTA3624 (trim for 33″)
BDTA4224 (trim for 39″)

- Trim to fit
- For cabinets with center mullion, tray must be installed before countertop

---

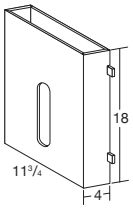

Plastic Bag Recycling Dispenser

PBRD

- Mounts to door
- Natural finished plywood
- For single door base and sink base cabinets, installs in 18″ wide or larger
- For double door base and sink base cabinets, installs in 36″ wide or larger
- **INSET:** Not recommended

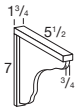

Small Countertop Support

SCS

- Solid Wood
- MDF and Thermofoil are painted maple
- **Finish techniques are not included**

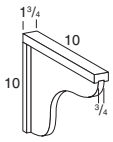

Countertop Support

CS

- Solid Wood
- MDF and Thermofoil are painted maple
- **Finish techniques are not included**

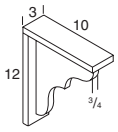

Fancy Countertop Support

FCS

- Solid Wood
- MDF and Thermofoil are painted maple
- **Finish techniques are not included**

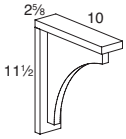

Mission Countertop Support

MSC

- Solid Wood
- MDF and Thermofoil are painted maple
- **Finish techniques are not included**

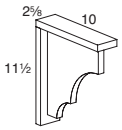

Victorian Countertop Support

VCS

- Solid Wood
- MDF and Thermofoil are painted maple
- **Finish techniques are not included**

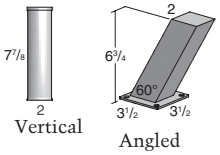

Stainless Countertop Support

SCSV (vertical)
SCSA (angled)

- Brushed stainless steel
- Includes all mounting hardware

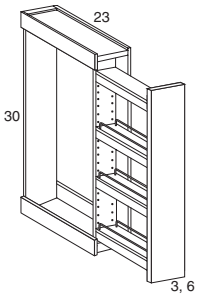

Base Filler Pullout

BFP3 **2 Adj. shelves,**
BFP6 **1 Fixed shelf**

- Includes wood spacers
- Must be installed between two cabinets
- An overlay filler trim is recommended for FOL door styles
- Can be installed next to a cabinet with Flush Cabinet End option by omitting supplied spacers
- Natural finished wood with chrome rails
- If not installed between 2 cabinets, exposed end must be covered with an end panel
- Full extension slides
- **Finish techniques are not included**

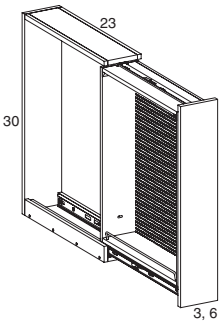

Right Hand Shown

Base Filler Peg Pullout

BFPP3L **BFPP6L**
BFPP3R **BFPP6R**

- Natural finished wood with stainless steel perforated panel pullout
- An overlay filler trim is recommended for FOL door styles
- Can be installed next to a cabinet with Flush Cabinet End option by omitting supplied spacers
- If not installed between 2 cabinets, exposed end must be covered with an end panel
- Full extension slides
- Assortment of stainless steel black coated hooks and pegs
- **Finish techniques are not included**

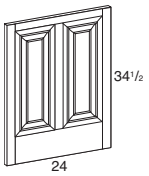

Cope and Tenon
One Piece

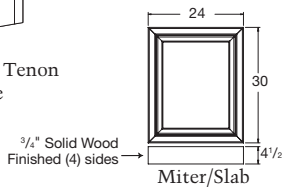

Miter/Slab
Two Pieces

Matching Base End Panel

MBEP
IMBEP
MBEPSD

- ¾" Solid wood construction with spacers on back to compensate for the face frame scribe
- All MBEPs are square on top and bottom edge
- TOL door styles have a decorative profile on the sides
- FOL door styles have matching door edge profile on the sides and are designed to flush with the face frame of the cabinet
- Harmony/Geneva/Venice/Napa/Sonoma/Savannah/Hawthorne/Monterey/Sydney have a mitered profile
- Barcelona and Milan are slab with separate toe kick construction
- **For Thermofoil door styles, Matching End Panels are thermofoiled fiberboard**
- **For MDF door styles, Matching End Panels are painted MDF**
- **INSET:** Use codes beginning with 'I'

	WIDTH		HEIGHT		DEPTH	
	Min.	Max.	Min.	Max.	Min.	Max.

Semi-Custom	APC	BO	CC	ES	FCE	FDBS	FH	FI	FIMD	FO	ID	IF	IME	MFE	MD	MH	MW	P	PCE	RD	RTK	TKA	VTK	WBR	WCM	WS	WTR
FOL/TOL											●									●							
INS											●									●							

BASE PILASTERS

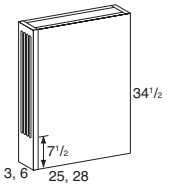

Fluted Base Pilaster

FP34B
FP634B
FP34B27
FP634B27

- Pilasters have ¾″ solid wood fronts
- Back, top and bottom are ½″ unfinished plywood
- Sides are ½″ finished plywood
- Not trimmable
- 3″ wide has 4 flutes and 6″ wide has 8 flutes
- When ID/RD option is chosen, pilasters are built to the specified depth (i.e. RD16 will be 16″ deep)
- **For MDF and Thermofoil door styles, pilasters are painted maple**

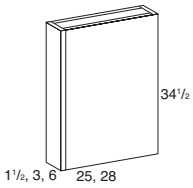

Plain Base Pilaster

PP1.534B
PP34B
PP634B
PP1.534B27
PP34B27
PP634B27

- Pilasters have ¾″ solid wood fronts
- Back, top and bottom are ½″ unfinished plywood
- Sides are ½″ finished plywood
- When ID/RD option is chosen, pilasters are built to the specified depth (i.e. RD16 will be 16″ deep)
- **For MDF and Thermofoil door styles, pilasters are painted maple**
- **Finish techniques are not included**

	WIDTH		HEIGHT		DEPTH	
	Min.	Max.	Min.	Max.	Min.	Max.

Semi-Custom	APC	BO	CC	ES	FCE	FDBS	FH	FI	FIMD	FO	ID	IF	IME	MFE	MD	MH	MW	P	PCE	RD	RTK	TKA	VTK	WBR	WCM	WS	WTR
FOL/TOL	▲				▲						●			▲					▲	●							
INS	▲				▲						●			▲					▲	●							

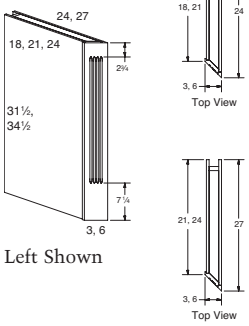

Left Shown

Angle Fluted Base Pilaster

AFP34BL
AFP34BR
AFP634BL
AFP634BR
AFP34B27L
AFP34B27R
AFP634B27L
AFP634B27R

- Pilasters have ¾″ solid wood fronts
- Back, top and bottom are ½″ unfinished plywood
- Finished on front and short side only
- Short side available with FCE option
- Not trimmable
- 3″ Wide has 4 flutes and 6″ wide has 8 flutes
- When ID/RD option is chosen, pilasters are built to the specified depth (i.e. RD16 will be 16″ deep)
- **For MDF and Thermofoil door styles, pilasters are painted maple**

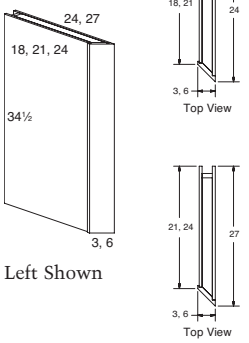

Left Shown

Angle Plain Base Pilaster

APP34BL
APP34BR
APP634BL
APP634BR
APP34B27L
APP34B27R
APP634B27L
APP634B27R

- Pilasters have ¾″ solid wood fronts
- Back, top and bottom are ½″ unfinished plywood
- Finished on front and short side only
- Short side available with FCE option
- When ID/RD option is chosen, pilasters are built to the specified depth (i.e. RD16 will be 16″ deep)
- **For MDF and Thermofoil door styles, pilasters are painted maple**
- **Finish techniques are not included**

	WIDTH		HEIGHT		DEPTH	
	Min.	Max.	Min.	Max.	Min.	Max.

Semi-Custom	APC	BO	CC	ES	FCE	FDBS	FH	FI	FIMD	FO	ID	IF	IME	MFE	MD	MH	MW	P	PCE	RD	RTK	TKA	VTK	WBR	WCM	WS	WTR
FOL/TOL	▲				●						●			▲					▲	●							
INS	▲				●						●			▲					▲	●							

Island
Example A

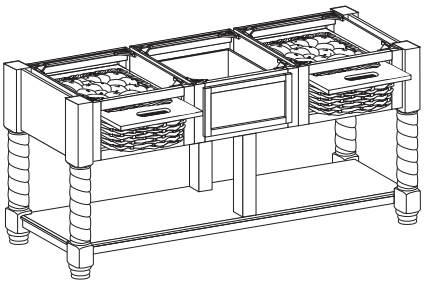

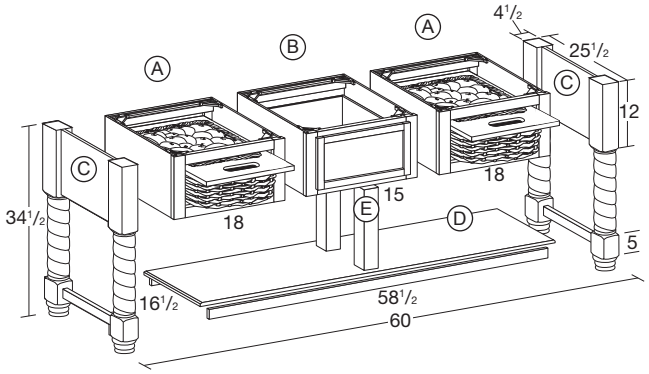

To create Island Example A, order the following:

- (A) (2) ICBU18
- (B) ICSDU15
- (C) (2) ICBE24CRTL
- (D) ICS60
- (E) ICCS (trim to fit) (Recommended)

Island
Example B

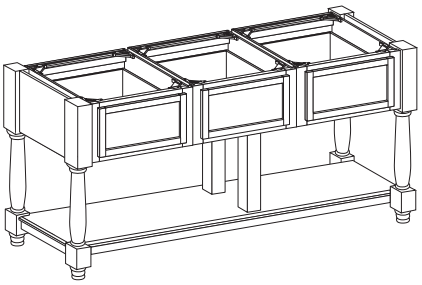

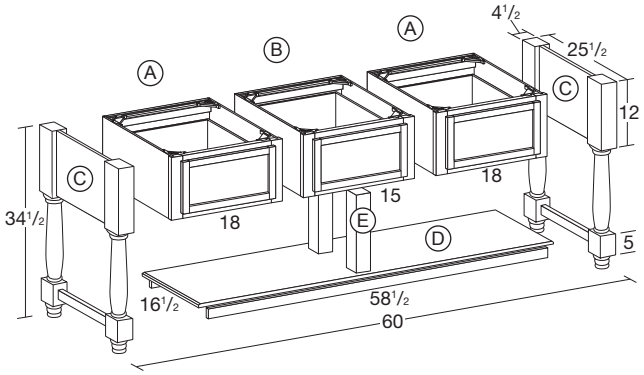

To create Island Example B, order the following:

- (A) (2) ICSDU18
- (B) ICSDU15
- (C) (2) ICBE24CCTL
- (D) ICS60
- (E) ICCS (trim to fit) (Recommended)

Island
Example C

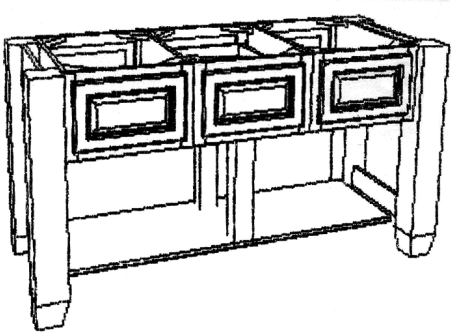

To create Island Example C, order the following:

(2) ICDU18
ICSDU18
(2) ICBE24CSTL
ICS63
ICCS (trim to fit) (Recommended)

Island
Example D

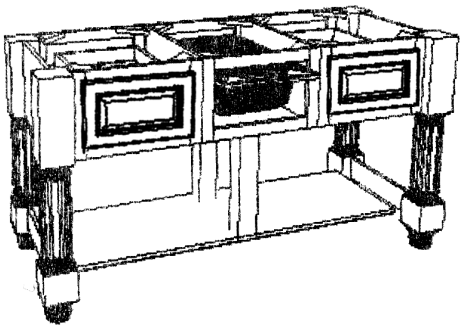

To create Island Example D, order the following:

(2) ICSDU18
ICBU18
(2) ICBE24CFTL
ICS63
ICCS (trim to fit) (Recommended)

Design Tip

Note: Island Components are not available on Rush Program.

ISLAND COMPONENTS (continued)

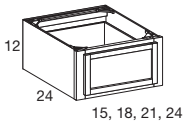

Island Component Single Drawer Unit

ICSDU15
ICSDU18
ICSDU21
ICSDU24

- Reduced Depth option available in 3″ increments to 15″
- ¾″ Unfinished plywood flush ends standard
- Functional drawers on front with drawer blank on back

WIDTH		HEIGHT		DEPTH	
Min.	Max.	Min.	Max.	Min.	Max.
12″	24″			12″	30″

Semi-Custom	APC	BO	CC	ES	FCE	FDBS	FH	FI	FIMD	FO	ID	IF	IME	MFE	MD	MH	MW	P	PCE	RD	RTK	TKA	VTK	WBR	WCM	WS	WTR
FOL/TOL	▲														●		●	▲	▲	●							
INS	▲														●		●	▲	▲	●							

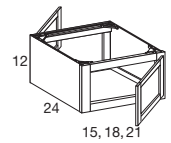

Island Component Door Unit

ICDU15 L/R
ICDU18 L/R
ICDU21 L/R

- **Must specify L or R hinge**
- Reduced depth option available in 3″ increments to 15″
- ¾″ Unfinished plywood flush ends standard

WIDTH		HEIGHT		DEPTH	
Min.	Max.	Min.	Max.	Min.	Max.
12″	21″			12″	30″

Semi-Custom	APC	BO	CC	ES	FCE	FDBS	FH	FI	FIMD	FO	ID	IF	IME	MFE	MD	MH	MW	P	PCE	RD	RTK	TKA	VTK	WBR	WCM	WS	WTR
FOL/TOL	▲														●		●	▲	▲	●							
INS	▲														●		●	▲	▲	●							

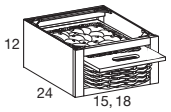

Island Component Basket Unit

ICBU15
ICBU18

- Framed construction
- Basket functional front and back
- Reduced Depth option not available
- ¾″ Unfinished plywood flush ends standard
- Finished interior standard
- **Finish techniques are not included**

ISLAND COMPONENT BASE ENDS WITH LEGS

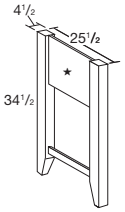

Island Component Base End with Chunky Shaker Legs

ICBE24CSTL

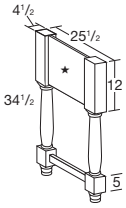

Island Component Base End with Chunky Classic Legs

ICBE24CCTL

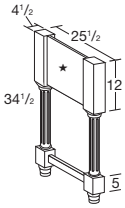

Island Component Base End with Chunky Fluted Legs

ICBE24CFTL

- Ends finished on both sides
- Reversible for left or right application
- For MDF and Thermofoil door styles, component base ends are painted maple
- Reduced Depth option available in 3″ increments to 15″
  When specifying:
  RD21 actual depth is 22 ½″
  RD18 actual depth is 19 ½″
  RD15 actual depth is 16 ½″
- Increased Depth option available in 3″ increments to 48″
  When specifying:
  ID27 actual depth is 28 ½″
  ID30 actual depth is 31 ½″
  ID33 actual depth is 34 ½″
  ID36 actual depth is 37 ½″
  ID39 actual depth is 40 ½″
  ID42 actual depth is 43 ½″
  ID45 actual depth is 46 ½″
  ID48 actual depth is 49 ½″
  ⋆ 16½″ W x 12″ H inside dimension

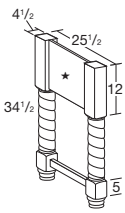

Island Component Base End with Chunky Rope Legs

ICBE24CRTL

WIDTH		HEIGHT		DEPTH	
Min.	Max.	Min.	Max.	Min.	Max.

Semi-Custom	APC	BO	CC	ES	FCE	FDBS	FH	FI	FIMD	FO	ID	IF	IME	MFE	MD	MH	MW	P	PCE	RD	RTK	TKA	VTK	WBR	WCM	WS	WTR
FOL/TOL	▲										●			▲					▲	●							
INS	▲										●			▲					▲	●							

ISLAND COMPONENT BASE ENDS WITH LEGS (continued)

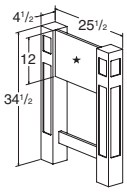

Island Component Base End with Mission Square Posts
ICBE24MSP

- Available in cherry, maple and oak
- Ends finished on both sides
- Reversible for left or right application
- Post will be profiled on the two outside faces and smooth on the two faces that attach to the cabinet and side panel
- For MDF and Thermofoil door styles, component base ends are painted maple
- Reduced Depth option available in 3″ increments to 15″
  When specifying:
  RD21 actual depth is 22 ½″
  RD18 actual depth is 19 ½″
  RD15 actual depth is 16 ½″
- Increased Depth option available in 3″ increments to 48″
  When specifying:
  ID27 actual depth is 28 ½″
  ID30 actual depth is 31 ½″
  ID33 actual depth is 34 ½″
  ID36 actual depth is 37 ½″
  ID39 actual depth is 40 ½″
  ID42 actual depth is 43 ½″
  ID45 actual depth is 46 ½″
  ID48 actual depth is 49 ½″

⋆ 16½″ W x 12″ H inside dimension

	WIDTH		HEIGHT		DEPTH	
	Min.	Max.	Min.	Max.	Min.	Max.

Semi-Custom	APC	BO	CC	ES	FCE	FDBS	FH	FI	FIMD	FO	ID	IF	IME	MFE	MD	MH	MW	P	PCE	RD	RTK	TKA	VTK	WBR	WCM	WS	WTR
FOL/TOL	▲										●			▲					▲	●							
INS	▲										●			▲					▲	●							

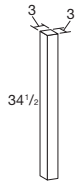

Island Component Center Support
ICCS

- Recommended for islands 36″ wide or wider
- Trimmable
- **Finish techniques are not included**

ISLAND COMPONENT SHELVES

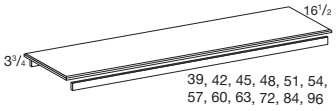

Note: When ordering component shelf, the overall dimension of the island will correspond with the correct shelf size. For example, if you are building a 39″ wide island, order an ICS39 shelf.

Island Component Shelf

ICS39	**ICS48**	**ICS57**	**ICS72**
ICS42	**ICS51**	**ICS60**	**ICS84**
ICS45	**ICS54**	**ICS63**	**ICS96**

Actual width:

ICS39 37½″	ICS48 46½″	ICS57 55½″	ICS72 70½″
ICS42 40½″	ICS51 49½″	ICS60 58½″	ICS84 82½″
ICS45 43½″	ICS54 52½″	ICS63 61½″	ICS96 94½″

- ¾″ Thick plywood shelf with CEMB moulding applied to all sides
- Two support rails and brackets included for shelf support. Must be field installed.
- Not trimmable
- Must specify finish
- For MDF and Thermofoil door styles, shelf is painted maple
- Reduced Depth option available in 3″ increments to 15″
  When specifying:
  RD21 actual depth is 13½″
  RD18 actual depth is 10½″
  RD15 actual depth is 7½″
- Increased Depth option available in 3″ increments to 48″
  When specifying:
  ID27 actual depth is 19 ½″
  ID30 actual depth is 22 ½″
  ID33 actual depth is 25 ½″
  ID36 actual depth is 28 ½″
  ID39 actual depth is 31 ½″
  ID42 actual depth is 34 ½″
  ID45 actual depth is 37 ½″
  ID48 actual depth is 40 ½″
- **Finish techniques are not included**

	WIDTH		HEIGHT		DEPTH	
	Min.	Max.	Min.	Max.	Min.	Max.

Semi-Custom	APC	BO	CC	ES	FCE	FDBS	FH	FI	FIMD	FO	ID	IF	IME	MFE	MD	MH	MW	P	PCE	RD	RTK	TKA	VTK	WBR	WCM	WS	WTR
FOL/TOL	▲										●									●							
INS	▲										●									●							

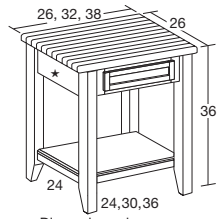

Dimensions shown are actual overall dimensions

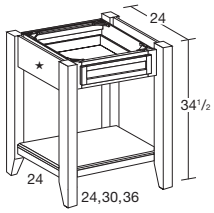

Available with Void Top Option

Butcher Block Islands with Shaker Legs

BBI24SFL **1 Drawer**
BBI30SFL
BBI36SFL

- Functional ¾″ solid wood drawer on front
- Legs are 2¾″ wide
- Butcher block top included in price but shipped unattached for field installation. Butcher block is 26″ deep x 1½″ thick solid maple and extends 1″ beyond cabinet (not including drawer)
- Void Top option available — Specify VT when ordering
- Void Top option allows for field installed decorative tops (field installed tops should not exceed 100 pounds)
- **INSET:** Will be one piece in design

★18½″ W x 5½″ H inside dimension

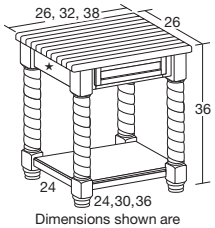

Dimensions shown are actual overall dimensions

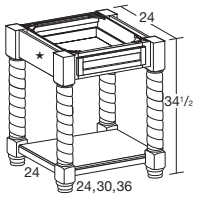

Available with Void Top Option

Butcher Block Islands with Rope Legs

BBI24RFL **1 Drawer**
BBI30RFL
BBI36RFL

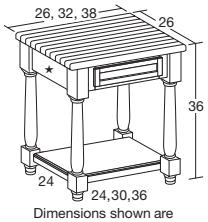

Dimensions shown are actual overall dimensions

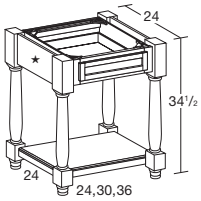

Available with Void Top Option

Butcher Block Islands with Classic Legs

BBI24CFL **1 Drawer**
BBI30CFL
BBI36CFL

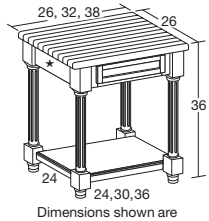

Dimensions shown are actual overall dimensions

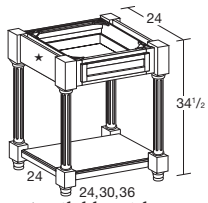

Available with Void Top Option

Butcher Block Islands with Fluted Legs

BBI24FFL **1 Drawer**
BBI30FFL
BBI36FFL

Dimensions shown are actual overall dimensions

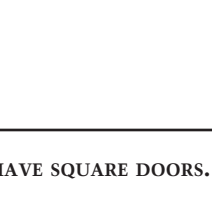

Available with Void Top Option

	WIDTH		HEIGHT		DEPTH	
	Min.	Max.	Min.	Max.	Min.	Max.

Semi-Custom	APC	BO	CC	ES	FCE	FDBS	FH	FI	FIMD	FO	ID	IF	IME	MFE	MD	MH	MW	P	PCE	RD	RTK	TKA	VTK	WBR	WCM	WS	WTR
FOL/TOL	▲													▲					▲								●
INS	▲													▲					▲								●

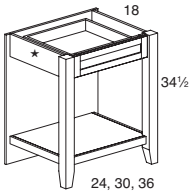

Island End Cap with Shaker Legs

IEC24SFL **1 Drawer**
IEC30SFL
IEC36SFL

- Functional ¾″ solid wood drawer on front
- Legs are 2¾″ wide
- Other available options include Bead Board Back and Contrasting Bead Board Back
- **INSET:** Will be one piece in design

★12½″ W x 5½″ H inside dimension

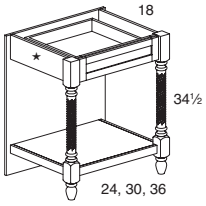

Island End Cap with Rope Legs

IEC24RFL **1 Drawer**
IEC30RFL
IEC36RFL

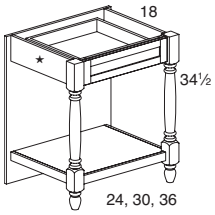

Island End Cap with Classic Legs

IEC24CFL **1 Drawer**
IEC30CFL
IEC36CFL

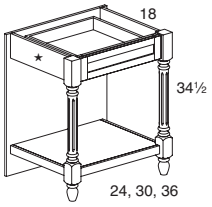

Island End Cap with Fluted Legs

IEC24FFL **1 Drawer**
IEC30FFL
IEC36FFL

	WIDTH		HEIGHT		DEPTH	
	Min.	Max.	Min.	Max.	Min.	Max.

Semi-Custom	APC	BO	CC	ES	FCE	FDBS	FH	FI	FIMD	FO	ID	IF	IME	MFE	MD	MH	MW	P	PCE	RD	RTK	TKA	VTK	WBR	WCM	WS	WTR
FOL/TOL	▲													▲					▲								●
INS	▲													▲					▲								●

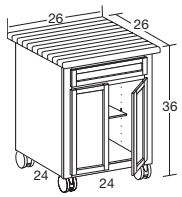

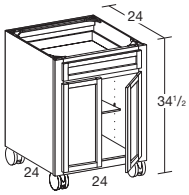

Available with
Void Top Option

Floating Butcher Block Island

FBBI24 — **1 Drawer, 2 Doors without center mullion**

- Back is ½″ matching veneer
- Outside Corner Moulding applied at back corners
- Functional ¾″ solid wood drawer on front
- Butcher block top and casters included in price but shipped unattached for field installation. Butcher block is 26″ deep x 1½″ thick solid maple and extends 1″ beyond cabinet (not including drawer)
- ¾″ Plywood
- Void Top option available — Specify VT when ordering
- Void Top option allows for field installed decorative tops (field installed tops should not exceed 100 pounds)

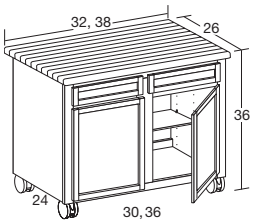

FBBI30 — **2 Drawers, 2 Doors**
FBBI36

- **INSET:** 30″ and 36″ wide will be standard WCM

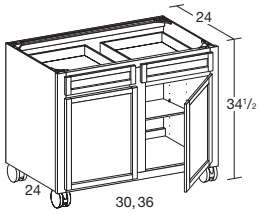

Available with
Void Top Option

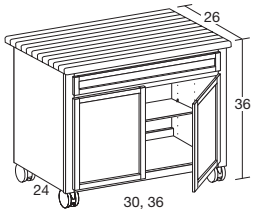

Available with
WCM Option

	WIDTH		HEIGHT		DEPTH	
	Min.	Max.	Min.	Max.	Min.	Max.
	18¼″	36″	24″	48″	24″	30″

Semi-Custom	APC	BO	CC	ES	FCE	FDBS	FH	FI	FIMD	FO	ID	IF	IME	MFE	MD	MH	MW	P	PCE	RD	RTK	TKA	VTK	WBR	WCM	WS	WTR
FOL/TOL	▲				▲		●	●					●	▲	●	●	●	●	▲						●		●
INS	▲				▲		●	●						▲	●	●	●	●	▲						▲		●

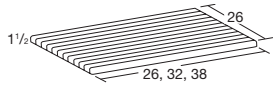

Wood Butcher Block Top

WBBT24 (fits 24″ wide cabinets)
WBBT30 (fits 30″ wide cabinets)
WBBT36 (fits 36″ wide cabinets)

- 1½″ Solid maple
- Sized to fit 24″ depth cabinets



Caster Set

CSTRSET

- Caster set includes four black locking casters for field installation

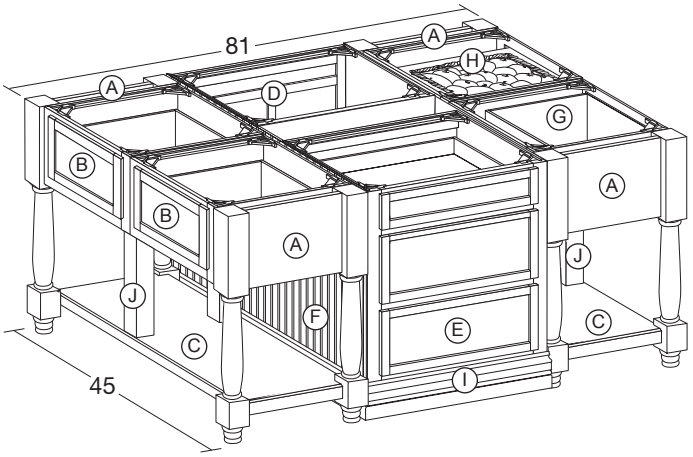

Use Island Components with standard cabinetry to create functional islands. A list of the components used to create this island are listed below.

- (A) (4) ICBE24CCTL
- (B) (2) ICSDU18
- (C) (2) ICS45
- (D) (1) SB30 (cook top or sink)
- (E) (1) DRB30 RD21
- (F) (1) BBFB4896 (for skin)
- (G) (1) ICSDU18
- (H) (1) ICBU18
- (I) (2) CBM
- (J) ICCS (trim to fit) (Recommended)

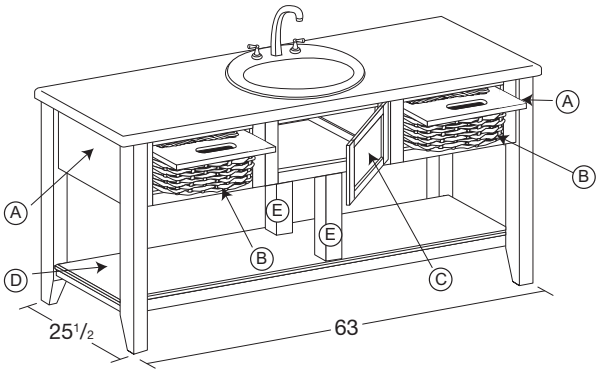

Use Island Components to create furniture style vanities. A list of the components used to create this vanity are listed below.

- (A) (2) ICBE24CSTL
- (B) (2) ICBU18
- (C) (1) ICDU18
- (D) (1) ICS63
- (E) ICCS (trim to fit) (Recommended)

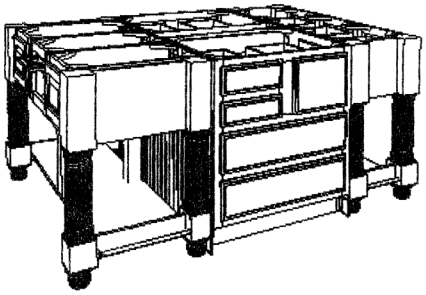

Use Island Components to create functional island. A list of the components used to create this island are listed below.

(2) ICBECRTL
(2) ICCS (trim to fit) (Recommended)
(2) ICDU15
(2) ICBU15
(1) ICS54
(2) BBFBP4896
(1) 5DB30
(1) BWPP30
(2) ICBECRTL RD18
(3) ICSDU15 RD18
(1) ICS54 RD18

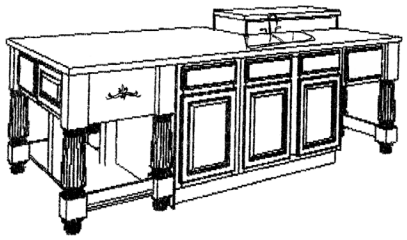

Use Island Components to create functional island. A list of the components used to create this island are listed below.

(2) ICBE24CTL
(2) ICSDU18
(1) ICDU21
(1) ICCS (trim to fit) (Recommended)
(1) ICS48
(1) FBP9648V
(1) B18WB
(1) SB36
(1) ICBE24CTL
(1) W3936 ID18
(1) B36SCCSPO



Use Island Components to create furniture style vanities. A list of the components used to create this vanity are listed below.

(2) ICBE24CSTL RD21
(2) ICDU18 RD21
(1) VS30BH
(2) UF348 (as slated shelves)
(2) CWE (as slated shelf trim)

Design Tip

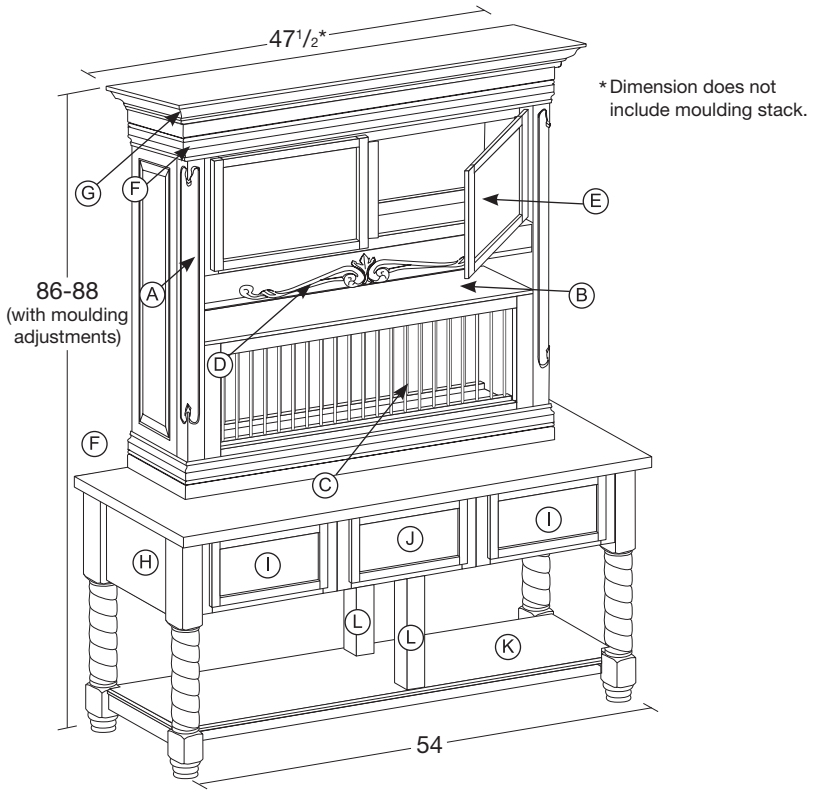

Use Island Components with standard cabinetry to create a functional hutch.
A list of the components used to create the island hutch shown above are listed below.

Ⓐ (2) CCPMWEP42

Ⓑ (2) SHV1296 (trim for CCPMWEP return & cap)

Ⓒ (1) PR42

Ⓓ (1) CAV72 (trim)

Ⓔ (1) W4215

Ⓕ (1) CBM

Ⓖ (3) TCM

Component Island

Ⓗ (2) ICBE24CRTL

Ⓘ (2) ICDU15

Ⓙ (1) ICSDU15

Ⓚ (1) ICS54

Ⓛ ICCS (trim to fit) (Recommended)



Use Island Components to create a furniture style hutch. A list of the components used to create this hutch are listed below.

(2) ICBE24CRTL
(1) ICCS (trim to fit) (Recommended)
(1) ICS48
(2) ICDU15
(2) ICBU15
(2) CDU42
(1) PRU42
(1) W4224 FIMD
(2) FP48W
Mouldings Used: TCM, DI, SBEM and TLRM

Design Tip

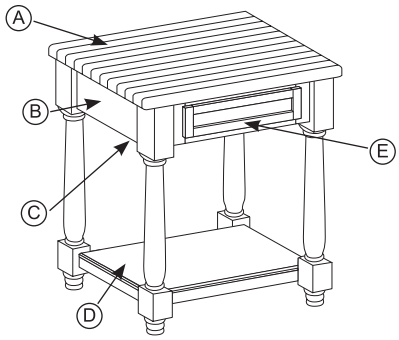

Butcher Block Islands come pre-assembled. By adding other accessories you can customize their appearance.

Ⓐ Remember to order VT (Void Top) option if field installed top is desired.

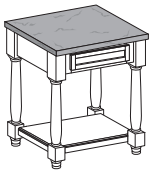

BBI24CFL VT-BBI36CFL VT
Butcher Block Island with
Classic Legs (void top)

Ⓑ Finish sides and back with applied drawer fronts.

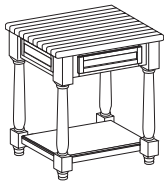

Ⓑ Here are a few more decorative additions that could be used on the sides and/or back. See Moulding Section of Specification Catalog for more decorative additions.



ONLAYACT
Acanthus Trim Onlay



ONLAYAC
Acanthus Onlay

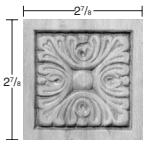

FR3
Floral Rosette

Ⓒ Add a Stem Glass Holder below drawer to create a beverage cart. Bottom of drawer is unfinished and will require plywood or fillers (F630) to mount Stem Glass Holder.

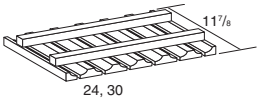

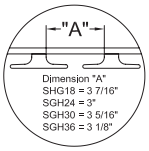

SGH24-SGH30
Stem Glass Holders

Ⓓ Add a bottle rack to base shelf for extra storage.

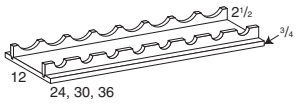

BR24-BR36
Bottle Rack

Ⓔ Island drawer can also accommodate the following accessories. Note: Function Ready option not available on butcher block island.

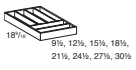

CT15 (order 2 for BBI36)
CT18 (for BBI24)
Cutlery Trays

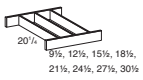

CTD18 (for BBI24)
Cutlery Tray Divider

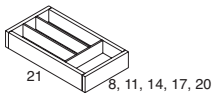

CD18 (for BB124)
Cutlery Drawer

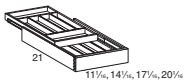

WTCT18 (for BB124)
Wood Tiered Cutlery Tray

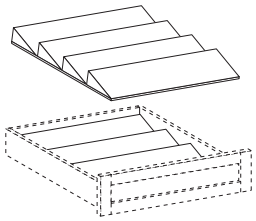

WDSR18 (BBI24)
WDSR24 (BBI30)
Drawer Spice Rack

Design Tip

FLOATING BUTCHER BLOCK ISLAND DESIGN IDEAS

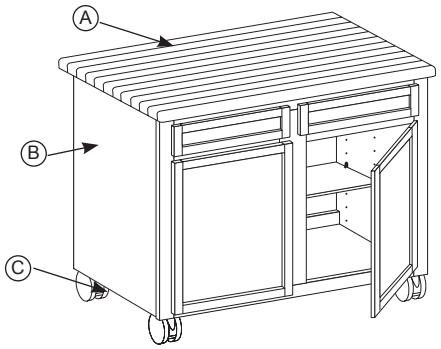

Floating Butcher Block Islands come pre-assembled but there are many other accessories you can add to customize their appearance.

Ⓐ Remember to order VT (Void Top) option if field installed top is desired.

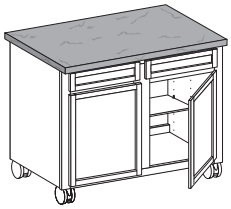

FBBI30 VT-FBBI36 VT
Floating Butcher Block Island
(void top)

Ⓑ Sides allow ample room for onlays. You can also decoratively finish sides by ordering Matching Base End Panels (trim at toe) or (2) doors from B24 FH.

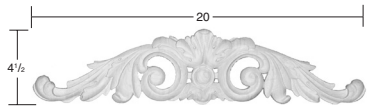

ONLAYAH
Large Acanthus Onlay



ONLAYAC
Acanthus Onlay

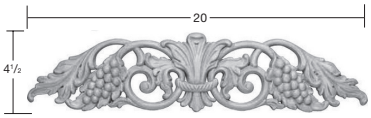

ONLAYGPL
Large Grape Onlay



ONLAYWV
Large Woven Onlay

Ⓒ Add the following moulding to base of Floating Butcher Block Island to create a more finished appearance.

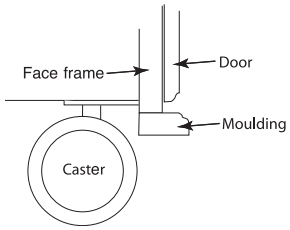

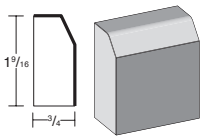

CEMB
Countertop Edge Moulding
Bevel

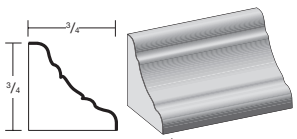

TIC 3/4
Traditional Inside Corner
Moulding

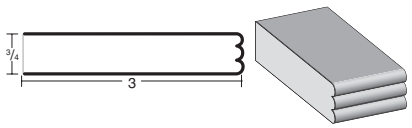

TBSM8
Triple Bead Stack Moulding

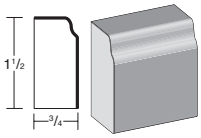

CWE
Classic Wood Edge Moulding

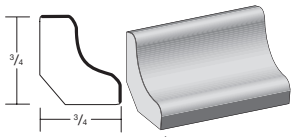

IC 3/4
Inside Corner Moulding

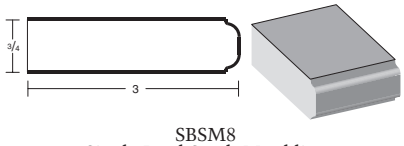

SBSM8
Single Bead Stack Moulding

Design Tip

NOTE: Design a space/niche in your cabinet run to store your Floating Butcher Block Island when not in use.

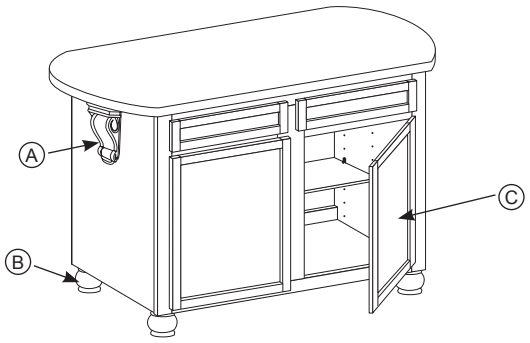

Floating Butcher Block Islands come pre-assembled but there are many other accessories you can add to customize their appearance.

Ⓐ Use VT (Void Top) option and apply corbels to side and a solid top for a customized look.



CBLAM
Medium Acanthus Corbel



CBLTM
Medium Traditional Corbel



CBLWVM
Medium Woven Corbel

Ⓑ Replace casters with our decorative feet to create a furniture piece. This can be used with our Wellborn Closets collection to create a folding table in a closet or laundry room.



MSL
Medium Squat Leg



TL
Tulip Leg

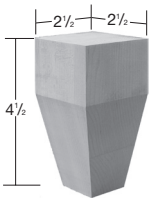

SL
Shaker Leg



QAL
Queen Anne Leg

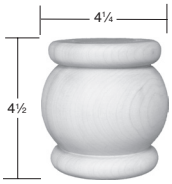

CBL
Chunky Bun Leg



WVNL
Woven Leg



CVLEG
Cove Leg

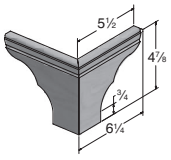

CFV
Corner Foot Valance

Ⓒ Remember to order interior kits to make your Floating Butcher Block Island more functional. NOTE: Function Ready option not available with Floating Butcher Block Islands.

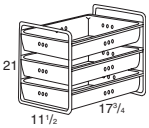

PVBK
(FBBI24-FBBI36)
Plastic Vegetable
Bin Kit

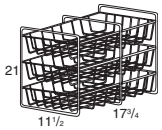

MVBK
(FBBI24-FBBI36)
Metal Vegetable
Bin Kit

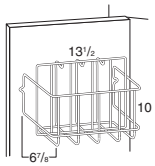

KFH
(FBBI24-FBBI36)
Kitchen Foil Holder

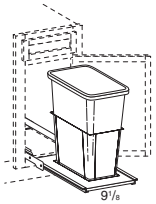

SW9.125
(FBBI24-FBBI36)
Single Wastebasket

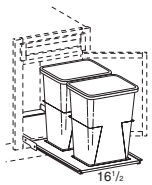

DW16.5 (FBBI24)
Double Wastebasket

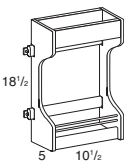

DSK
(FBBI36)
Door Shelf Kit

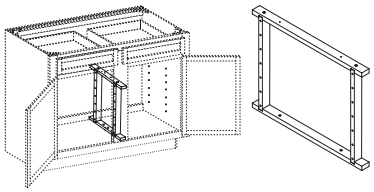

CMK
Center Mullion Kit
(if WCM option is not ordered)

Design Tip

ACTIVE LIVING CABINETS

Active Living cabinets have 8½" high x 7½" deep toe kick. All Cathedral and Arch styles have Square doors in 32½" high Active Living Base Cabinets. All single door cabinets must specify left or right hinge.

Active Living cabinetry is available in all Premier overlay door styles only.

Design Example of Base Cabinets

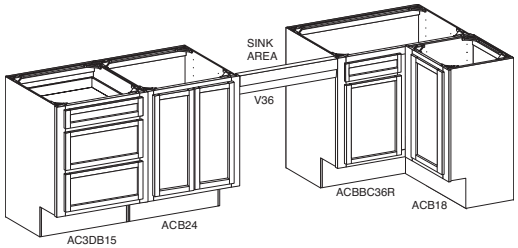

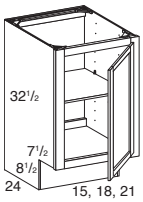

Active Living Base Cabinet

ACB15 L/R
ACB18 L/R
ACB21 L/R

1 Door,
1 Adj. shelf

- **Must specify L or R hinge**
- **INSET:** Not available

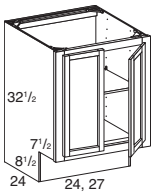

ACB24
ACB27

2 Doors w/o center mullion,
1 Adj. shelf

- **INSET:** Not available

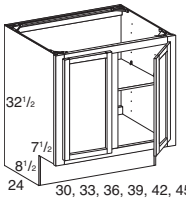

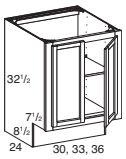

Available with WCM Option

ACB30
ACB33
ACB36
ACB39
ACB42
ACB45
ACB48

2 Doors,
1 Adj. shelf

- Can be used as a blind corner cabinet by removing one door
- **INSET:** Not available

Maximum/Minimum Pull Measurements

		TOL	FOL
ACB30	maximum pull	40¾"	40¾"
	minimum pull	39"	40¾"
ACB33	maximum pull	42¼"	42¼"
	minimum pull	40½"	42¼"
ACB36	maximum pull	43¾"	43¾"
	minimum pull	42"	43¾"
ACB39	maximum pull	45¼"	43½"
	minimum pull	43½"	43½"
ACB42	maximum pull	46¾"	45"
	minimum pull	45"	45"
ACB45	maximum pull	48¼"	46½"
	minimum pull	46½"	46½"
ACB48	maximum pull	49¾"	48"
	minimum pull	48"	48"

WIDTH		HEIGHT		DEPTH	
Min.	Max.	Min.	Max.	Min.	Max.
9"	48"	24"	48"	6"	30"

Semi-Custom	APC	BO	CC	ES	FCE	FDBS	FH	FI	FIMD	FO	ID	IF	IME	MFE	MD	MH	MW	P	PCE	RD	RTK	TKA	VTK	WBR	WCM	WS	WTR
FOL/TOL	●	●	●	●	●	●	▲	●		●			●	●	●	●	●	●	●	●	●	▲	●		●	●	

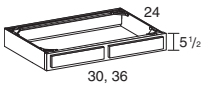

Active Living Sink Apron

ACSA30
ACSA36

2 Drawer blanks

- ½" Plywood
- **INSET:** Not available

Sink Maximum Cut Out Dimensions
ACSA30 29" x 22¾"
ACSA36 35" x 22¾"

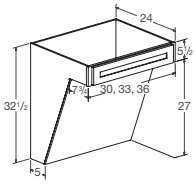

Active Living Sink Base Cabinet

ACSB30
ACSB33
ACSB36

1 Drawer blank

- ½" Plywood
- Removable front panel
- **INSET:** Not available

Sink Maximum Cut Out Dimensions
ACSB30 29" x 22¾"
ACSB33 32" x 22¾"
ACSB36 35" x 22¾"

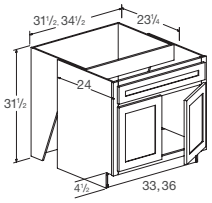

Active Living Sink Base Convertible Cabinet With Removable Front

ALSBC33RF **1 Drawer blank,**
ALSBC36RF **2 Doors w/o center mullion**

- ½″ Plywood
- Removable front has 4½″ high toe kick
- When front is removed there will be a ¾″ gap on both sides that can be filled using any ¾″ base panel
- Available in Arch or Cathedral door styles
- **INSET:** Not available

Sink Maximum Cut Out Dimensions
ALSBC33RF 29″ x 22¾″
ALSBC36RF 32″ x 22¾″

WIDTH		HEIGHT		DEPTH	
Min.	Max.	Min.	Max.	Min.	Max.

Semi-Custom	APC	BO	CC	ES	FCE	FDBS	FH	FI	FIMD	FO	ID	IF	IME	MFE	MD	MH	MW	P	PCE	RD	RTK	TKA	VTK	WBR	WCM	WS	WTR
FOL/TOL	▲												●						▲								

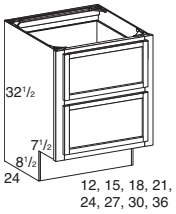

Active Living Two Drawer Base Cabinet

AC2DB12 **AC2DB24** **2 Drawers**
AC2DB15 **AC2DB27**
AC2DB18 **AC2DB30**
AC2DB21 **AC2DB36**

- **INSET:** Not available

WIDTH		HEIGHT		DEPTH	
Min.	Max.	Min.	Max.	Min.	Max.
12″	36″	24″	34½″	12″	30″

Semi-Custom	APC	BO	CC	ES	FCE	FDBS	FH	FI	FIMD	FO	ID	IF	IME	MFE	MD	MH	MW	P	PCE	RD	RTK	TKA	VTK	WBR	WCM	WS	WTR
FOL/TOL	●	●	●	●	●					●			●	●	●	●	●		●	●	●	▲	●			●	●

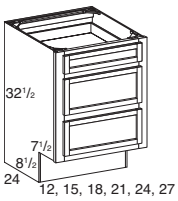

Active Living Three Drawer Base Cabinet

AC3DB12 **3 Drawers**
AC3DB15
AC3DB18
AC3DB21
AC3DB24
AC3DB27

- **INSET:** Not available

WIDTH		HEIGHT		DEPTH	
Min.	Max.	Min.	Max.	Min.	Max.
12″	27″			12″	30″

Semi-Custom	APC	BO	CC	ES	FCE	FDBS	FH	FI	FIMD	FO	ID	IF	IME	MFE	MD	MH	MW	P	PCE	RD	RTK	TKA	VTK	WBR	WCM	WS	WTR
FOL/TOL	●	●	●	●	●					●			●	●	●	●	●		●	●	●	▲	●			●	●

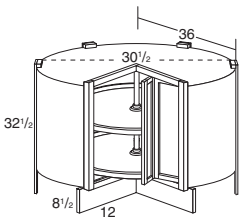

Active Living Base Lazy Susan

ACBLS36 **Double doors attached to Rotary Shelves**

- 28″ Diameter shelves
- In FOL door styles, cabinet has a double face frame
- **INSET:** Not available

WIDTH		HEIGHT		DEPTH	
Min.	Max.	Min.	Max.	Min.	Max.

Semi-Custom	APC	BO	CC	ES	FCE	FDBS	FH	FI	FIMD	FO	ID	IF	IME	MFE	MD	MH	MW	P	PCE	RD	RTK	TKA	VTK	WBR	WCM	WS	WTR
FOL/TOL	●			●			▲															▲	●				

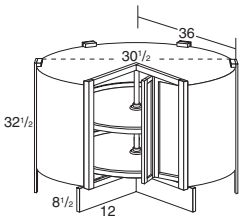

Active Living Base Lazy Susan with Wood Rotary Shelves

ACBLS36WRS **Double doors attached to Wood Rotary Shelves**

- 28″ Diameter shelves
- In FOL door styles, cabinet has a double face frame
- **INSET:** Not available

WIDTH		HEIGHT		DEPTH	
Min.	Max.	Min.	Max.	Min.	Max.

Semi-Custom	APC	BO	CC	ES	FCE	FDBS	FH	FI	FIMD	FO	ID	IF	IME	MFE	MD	MH	MW	P	PCE	RD	RTK	TKA	VTK	WBR	WCM	WS	WTR
FOL/TOL	●			●			▲															▲	●				

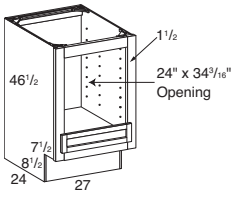

Active Living Dishwasher Base Cabinet

ACDBC2746 **1 Drawer blank**

- Frame opening is 24″ W x 34³⁄₁₆″ H
- Place dishwasher in cabinet, then attach drawer front to conceal dishwasher toe space area
- Cabinet has a subfloor
- **INSET:** Not available

WIDTH		HEIGHT		DEPTH	
Min.	Max.	Min.	Max.	Min.	Max.
				12″	30″

Semi-Custom	APC	BO	CC	ES	FCE	FDBS	FH	FI	FIMD	FO	ID	IF	IME	MFE	MD	MH	MW	P	PCE	RD	RTK	TKA	VTK	WBR	WCM	WS	WTR
FOL/TOL	▲	●		●	●								●	▲	●				▲		●	▲	●			●	

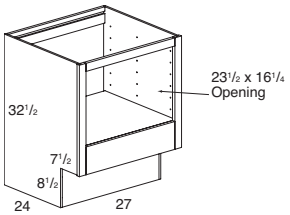

Active Living Dishwasher Drawer Base Cabinet

ACDDB27

- Appliance platform is shipped uninstalled
- Appliance area is unfinished
- Trimmable to 25½″ x 20½″ opening
- **INSET:** Not available

WIDTH		HEIGHT		DEPTH	
Min.	Max.	Min.	Max.	Min.	Max.
24¼″	27″			6″	30″

Semi-Custom	APC	BO	CC	ES	FCE	FDBS	FH	FI	FIMD	FO	ID	IF	IME	MFE	MD	MH	MW	P	PCE	RD	RTK	TKA	VTK	WBR	WCM	WS	WTR
FOL/TOL	▲	▲	●	●	●					●			●	●	●		●		▲		●	▲	●				

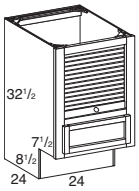

Active Living Tambour Base Cabinet

ACTB24 **1 Drawer**

- Tambour opening is 14½″ H x 20½″ W
- **INSET:** Not available

WIDTH		HEIGHT		DEPTH	
Min.	Max.	Min.	Max.	Min.	Max.
21¼″	24″			12″	30″

Semi-Custom	APC	BO	CC	ES	FCE	FDBS	FH	FI	FIMD	FO	ID	IF	IME	MFE	MD	MH	MW	P	PCE	RD	RTK	TKA	VTK	WBR	WCM	WS	WTR
FOL/TOL	●	●	●	●	●			●					●	●	●		●		●	●	●	▲	●			●	

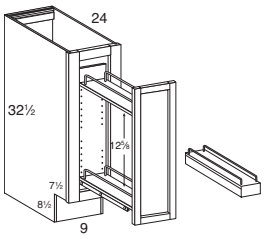

Active Living Base Spice Rack Cabinet

ACBSR9

- Pullout is all wood
- 3 shelves with stainless rails
- Middle shelf is adjustable
- Spice rack shipped installed
- Slides are full extension soft close
- **INSET:** Not available

WIDTH		HEIGHT		DEPTH	
Min.	Max.	Min.	Max.	Min.	Max.
				24″	30″

Semi-Custom	APC	BO	CC	ES	FCE	FDBS	FH	FI	FIMD	FO	ID	IF	IME	MFE	MD	MH	MW	P	PCE	RD	RTK	TKA	VTK	WBR	WCM	WS	WTR
FOL/TOL	●		●	●	●		▲						●	●	●				●			▲	●				

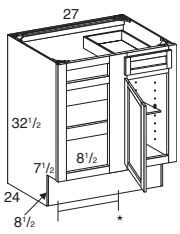

Left Blind Shown

* TOL = 16¼″
* FOL = 15³⁄₁₆″

Active Living Base Blind Corner Cabinet

ACBBC36L **1 Drawer,**
ACBBC36R **1 Door,**
1 Adj. shelf

- **Must order left or right blind**
- Hinge is on blind side of cabinet
- Blind area is filled with ⅛″ back panel material
- IME available only for the side opposite the blind
- **INSET:** Not available

Maximum/Minimum Pull Measurements

	TOL	FOL
Maximum Pull	40¾″	40¾″
Minimum Pull w/Hardware	37⅛″	38¼″
Minimum Pull w/o Hardware	36″	37″

WIDTH		HEIGHT		DEPTH	
Min.	Max.	Min.	Max.	Min.	Max.
		32½″	48″	12″	30″

Semi-Custom	APC	BO	CC	ES	FCE	FDBS	FH	FI	FIMD	FO	ID	IF	IME	MFE	MD	MH	MW	P	PCE	RD	RTK	TKA	VTK	WBR	WCM	WS	WTR
FOL/TOL	●	●		●	●	●	●	●		●			●	●	●	●		●	●	●	●	▲	●				●

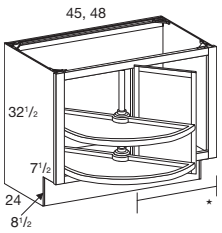

Right Blind Shown

ACBBC45SOS * TOL = 25¼"
FOL = 24³⁄₁₆"
ACBBC48SOS * TOL = 28¼"
FOL = 27³⁄₁₆"

Active Living Base Blind Corner Cabinets with Swingout Shelves

ACBBC45SOSL
ACBBC45SOSR
ACBBC48SOSL
ACBBC48SOSR

1 Door,
2 Swingout shelves

- Not reversible
- **Must order left or right blind**
- Hinge is on blind side of cabinet
- Blind area is filled with ⅛" back panel material
- IME available only for the side opposite the blind
- **INSET:** Not available

Maximum/Minimum Pull Measurements

	TOL	FOL
ACBBC45SOS		
maximum pull	49¾	49¾
minimum pull w/hardware	46⅛	47¼
minimum pull w/o hardware	45	46
ACBBC48SOS		
maximum pull	52¾	52¾
minimum pull w/hardware	48	48
minimum pull w/o hardware	48	48

WIDTH		HEIGHT		DEPTH	
Min.	Max.	Min.	Max.	Min.	Max.
				24"	30"

Semi-Custom	APC	BO	CC	ES	FCE	FDBS	FH	FI	FIMD	FO	ID	IF	IME	MFE	MD	MH	MW	P	PCE	RD	RTK	TKA	VTK	WBR	WCM	WS	WTR
FOL/TOL	●			●	●		▲						●	●	●				●		●	▲	●				

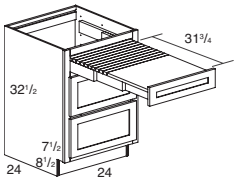

Active Living Three Drawer Base Cabinet with Pullout Table

AC3DB24PT

1 Pullout table,
2 Drawers

- Top drawer contains a pullout table
- **INSET:** Not available

WIDTH		HEIGHT		DEPTH	
Min.	Max.	Min.	Max.	Min.	Max.
				24"	30"

Semi-Custom	APC	BO	CC	ES	FCE	FDBS	FH	FI	FIMD	FO	ID	IF	IME	MFE	MD	MH	MW	P	PCE	RD	RTK	TKA	VTK	WBR	WCM	WS	WTR
FOL/TOL	●	●	●	●	●								●	●	●	●			●		●	▲	●				

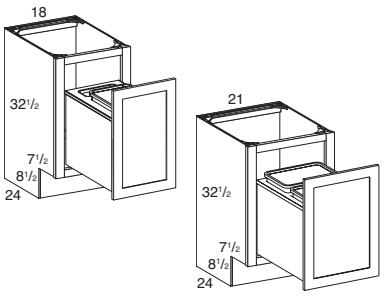

Active Living Base Wastebasket Cabinets

ACB18WB — **1 Door**

- 1-35 Quart capacity basket
- **INSET:** Not available

ACB21WB — **1 Door**

- 2-35 Quart capacity basket
- **INSET:** Not available

WIDTH		HEIGHT		DEPTH	
Min.	Max.	Min.	Max.	Min.	Max.
				24"	30"

Semi-Custom	APC	BO	CC	ES	FCE	FDBS	FH	FI	FIMD	FO	ID	IF	IME	MFE	MD	MH	MW	P	PCE	RD	RTK	TKA	VTK	WBR	WCM	WS	WTR
FOL/TOL	●			●	●		▲						●	●	●				●		●	▲	●				

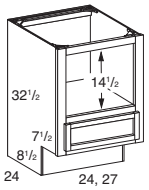

Active Living Base Microwave Cabinet

ACBM24
ACBM27

1 Drawer

- Cabinet is not trimmable
- Microwave area dimensions are 23½" W x 14½" H
- Microwave area has finished interior
- **INSET:** Not available

WIDTH		HEIGHT		DEPTH	
Min.	Max.	Min.	Max.	Min.	Max.
21¼"	27"	32½"	48"	12"	30"

Semi-Custom	APC	BO	CC	ES	FCE	FDBS	FH	FI	FIMD	FO	ID	IF	IME	MFE	MD	MH	MW	P	PCE	RD	RTK	TKA	VTK	WBR	WCM	WS	WTR
FOL/TOL	▲	●	●	●	●			▲		●			●	▲	●	●	●		▲	●	●	▲	●			●	

ACTIVE LIVING UTILITY CABINETS

All single door cabinets must be specified left or right hinge. Toe kicks shipped attached for all 84"-96" high cabinets. To order with toe kick shipped unattached specify TKU with item code (For example, ACU249624SD TKU). See Semi-Custom Program for additional details.

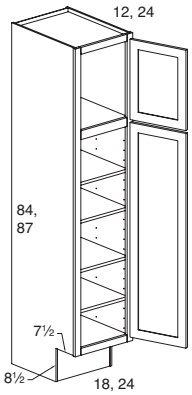

Active Living Utility Cabinets

ACU188412 L/R **ACU248412SD L/R** **ACU188424 L/R** **ACU248424SD L/R**	**2 Doors,** **4 Full depth adj. shelves**	• **Must specify L or R hinge** • Toe kick shipped attached • **INSET:** Not available
ACU188712 L/R **ACU248712SD L/R** **ACU188724 L/R** **ACU248724SD L/R**	**2 Doors,** **4 Full depth adj. shelves**	• **Must specify L or R hinge** • Toe kick shipped attached • **INSET:** Not available

WIDTH		HEIGHT		DEPTH	
Min.	Max.	Min.	Max.	Min.	Max.
9″	24″	72″	87″	6″	30″

Semi-Custom	APC	BO	CC	ES	FCE	FDBS	FH	FI	FIMD	FO	ID	IF	IME	MFE	MD	MH	MW	P	PCE	RD	RTK	TKA	VTK	WBR	WCM	WS	WTR
FOL/TOL	●	●	●	●	●	▲		●		●		●	●	●	●	●	●		●	●	●	▲	●			●	●

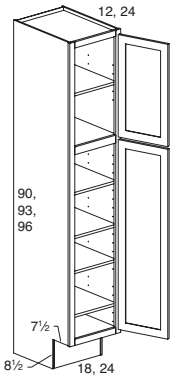

ACU189012 L/R **ACU249012SD L/R** **ACU189024 L/R** **ACU249024SD L/R**	**2 Doors,** **5 Full depth adj. shelves**	• **Must specify L or R hinge** • Toe kick shipped attached • **INSET:** Not available
ACU189312 L/R **ACU249312SD L/R** **ACU189324 L/R** **ACU249324SD L/R**	**2 Doors,** **5 Full depth adj. shelves**	• **Must specify L or R hinge** • Toe kick shipped attached • **INSET:** Not available
ACU189612 L/R **ACU249612SD L/R** **ACU189624 L/R** **ACU249624SD L/R**	**2 Doors,** **5 Full depth adj. shelves**	• **Must specify L or R hinge** • Toe kick shipped attached • **INSET:** Not available

WIDTH		HEIGHT		DEPTH	
Min.	Max.	Min.	Max.	Min.	Max.
9″	24″	87¼″	96″	6″	30″

Semi-Custom	APC	BO	CC	ES	FCE	FDBS	FH	FI	FIMD	FO	ID	IF	IME	MFE	MD	MH	MW	P	PCE	RD	RTK	TKA	VTK	WBR	WCM	WS	WTR
FOL/TOL	●	●	●	●	●	▲		●		●		●	●	●	●	●	●		●	●	●	▲	●			●	●

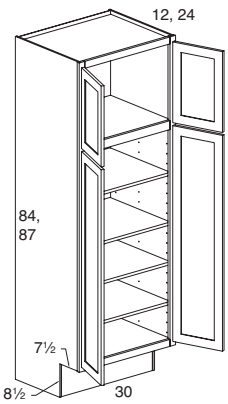

ACU308412 **ACU308424**	**4 Doors,** **4 Full depth adj. shelves**	• Toe kick shipped attached • **INSET:** Not available
ACU308712 **ACU308724**	**4 Doors,** **4 Full depth adj. shelves**	• Toe kick shipped attached • **INSET:** Not available

WIDTH		HEIGHT		DEPTH	
Min.	Max.	Min.	Max.	Min.	Max.
24¼″	30″	72″	87″	6″	30″

Semi-Custom	APC	BO	CC	ES	FCE	FDBS	FH	FI	FIMD	FO	ID	IF	IME	MFE	MD	MH	MW	P	PCE	RD	RTK	TKA	VTK	WBR	WCM	WS	WTR
FOL/TOL	●	●	●	●	●	▲		●		●		●	●	●	●	●	●		●	●	●	▲	●		▲	●	●

ACTIVE LIVING UTILITY CABINETS (continued)

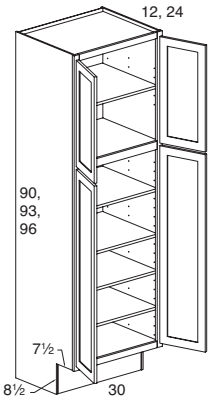

ACU309012
ACU309024
4 Doors,
5 Full depth adj. shelves
- Toe kick shipped attached
- **INSET:** Not available

ACU309312
ACU309324
4 Doors,
5 Full depth adj. shelves
- Toe kick shipped attached
- **INSET:** Not available

ACU309612
ACU309624
4 Doors,
5 Full depth adj. shelves
- Toe kick shipped attached
- **INSET:** Not available

	WIDTH		HEIGHT		DEPTH	
	Min.	Max.	Min.	Max.	Min.	Max.
	24¼″	30″	87¼″	96″	6″	30″

Semi-Custom	APC	BO	CC	ES	FCE	FDBS	FH	FI	FIMD	FO	ID	IF	IME	MFE	MD	MH	MW	P	PCE	RD	RTK	TKA	VTK	WBR	WCM	WS	WTR
FOL/TOL	●	●	●	●	●	▲		●		●		●	●	●	●	●	●		●	●	●	▲	●		▲	●	●

ACTIVE LIVING OVEN CABINETS

All Oven Cabinets can be cut to fit majority of oven units manufactured. Note: If using a self-cleaning oven, be sure thermofoil doors are a minimum 3″ away from edge of oven. Toe kicks shipped attached for all 84″ - 96″ high cabinets. To order with toe kick shipped unattached specify TKU with item code (For example, ACO309024 TKU). See Semi-Custom Program for additional details.

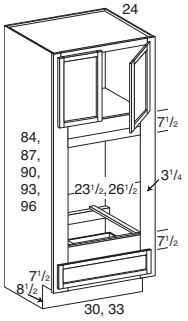

ACO308424
ACO308724
ACO309024
ACO309324
ACO309624
ACO338424
ACO338724
ACO339024
ACO339324
ACO339624
1 Drawer,
2 Doors
- Toe kick shipped attached
- **INSET:** Not available

30" Wide Cut-Out Dimensions
Minimum = 27½″ High x 23½″ Wide
Maximum = 38⅝″ High x 26½″ Wide

33" Wide Cut-Out Dimensions
Minimum = 27½″ High x 26½″ Wide
Maximum = 38⅝″ High x 29½″ Wide

	WIDTH		HEIGHT		DEPTH	
	Min.	Max.	Min.	Max.	Min.	Max.
	27″	33″	72″	102″	24″	30″

Semi-Custom	APC	BO	CC	ES	FCE	FDBS	FH	FI	FIMD	FO	ID	IF	IME	MFE	MD	MH	MW	P	PCE	RD	RTK	TKA	VTK	WBR	WCM	WS	WTR
FOL/TOL	●	●		●	●					●	●		●	●	●	●	●		●		●	▲	●		▲	●	●

ACTIVE LIVING BASE TOE SPACE COVERS

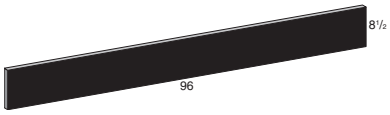

Base Toe Space Cover Black

BTS8.5B
BTS8.5BPK5
BTS8.5BPK10
- Black finish
- Used on Active Living Cabinets
- 3/16″ Laminated MDF
- **INSET:** Not available

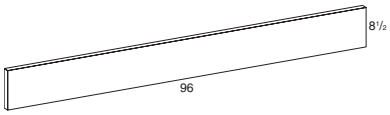

Base Toe Space Cover Matching

BTS8.5M
BTS8.5MPK5
BTS8.5MPK10
- 3/16″ Matching plywood
- Used on Activing Living Cabinets
- Order finish same as cabinets
- **For Thermofoil door styles, toe space cover is 3/16″ laminated MDF**
- **For MDF door styles, toe space cover is finished maple**
- **INSET:** Not available

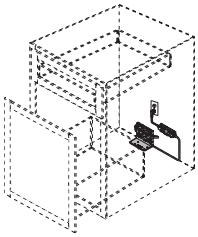

Wastebasket Touch To Open

WBTTOK

- Electrical drawer opening mechanism
- For use in Wastebasket Cabinets
- **INSET:** Not available

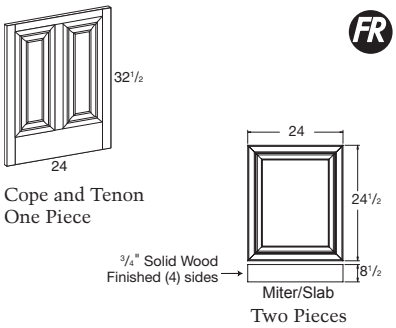

Active Living Matching Base End Panel

ACMBEP

- ¾" Solid wood construction with spacers on back to compensate for the face frame scribe
- All MBEPs are square on top and bottom edge
- TOL door styles have a decorative profile on the sides
- FOL door styles have matching door edge profile on the sides and are designed to flush with the face frame of the cabinet
- Harmony/Geneva/Venice/Napa/Sonoma/Savannah/Hawthorne/Monterey/Sydney have a mitered profile
- Barcelona and Milan are slab with a separate toe kick
- **For Thermofoil door styles, Matching End Panels are thermofoiled fiberboard**
- **For MDF door styles, Matching End Panels are painted MDF**
- **INSET:** Not available

	WIDTH		HEIGHT		DEPTH	
	Min.	Max.	Min.	Max.	Min.	Max.

Semi-Custom	APC	BO	CC	ES	FCE	FDBS	FH	FI	FIMD	FO	ID	IF	IME	MFE	MD	MH	MW	P	PCE	RD	RTK	TKA	VTK	WBR	WCM	WS	WTR
FOL/TOL											●									●							

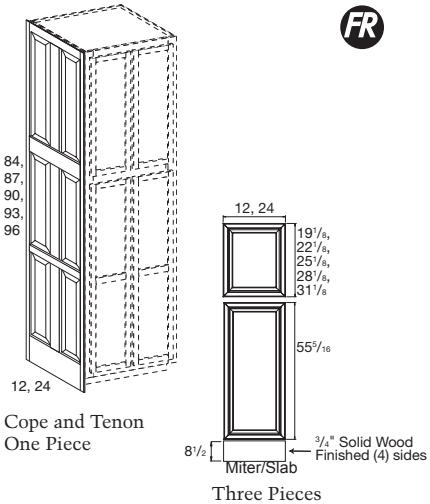

Active Living Matching Tall End Panels

ACMTEP1284
ACMTEP1287
ACMTEP1290
ACMTEP1293
ACMTEP1296
ACMTEP2484
ACMTEP2487
ACMTEP2490
ACMTEP2493
ACMTEP2496

- All MTEPs are square on top and bottom edges
- Top center panels will match arch/cathedral door styles
- ¾" Solid wood construction with spacers on back to compensate for the face frame scribe
- TOL door styles have a decorative profile on the sides
- FOL door styles have matching door edge profile on the sides and are designed to flush with the face frame of the cabinet
- Harmony/Geneva/Venice/Napa/Sonoma/Savannah/Hawthorne/Monterey/Sydney have a mitered profile
- Barcelona and Milan are slab with a separate toe kick
- **End panels less than 24" wide have three vertical panels instead of six**
- **For MDF door styles, Matching End Panels are painted MDF**
- **INSET:** Not available

	WIDTH		HEIGHT		DEPTH	
	Min.	Max.	Min.	Max.	Min.	Max.

Semi-Custom	APC	BO	CC	ES	FCE	FDBS	FH	FI	FIMD	FO	ID	IF	IME	MFE	MD	MH	MW	P	PCE	RD	RTK	TKA	VTK	WBR	WCM	WS	WTR
FOL/TOL											●									●							

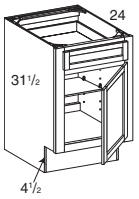

The following Active Living items are standard 24″ depth, 31½″ high cabinets with a 4½″ toe kick. If an order is placed in arch or cathedral door styles, all 31½″ high cabinets will have arch or cathedral doors. To order square doors on 31½″ high cabinets you MUST specify square on your order. These are some additional items that would be necessary to complete a design using the 31½″ high vanity cabinets. See the Semi-Custom Chart for Reduced Depth option availability.

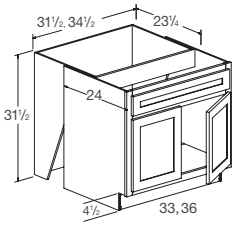

Active Living Sink Base Convertible Cabinet With Removable Front

ALSBC33RF **1 Drawer blank,**
ALSBC36RF **2 Doors w/o center mullion**

- ½″ Plywood
- Removable front has 4½″ high toe kick
- When front is removed there will be a ¾″ gap on both sides that can be filled using any ¾″ base panel
- **INSET:** Not available

Sink Maximum Cut Out Dimensions
ALSBC33RF 29″ x 22¾″
ALSBC36RF 32″ x 22¾″

	WIDTH		HEIGHT		DEPTH	
	Min.	Max.	Min.	Max.	Min.	Max.

Semi-Custom	APC	BO	CC	ES	FCE	FDBS	FH	FI	FIMD	FO	ID	IF	IME	MFE	MD	MH	MW	P	PCE	RD	RTK	TKA	VTK	WBR	WCM	WS	WTR
FOL/TOL	▲												●						▲								

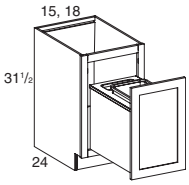

Active Living Wastebasket Base Cabinets

ALB15WB **1 Door**
ALB18WB

- 1-35 Quart capacity basket
- **INSET:** Not available

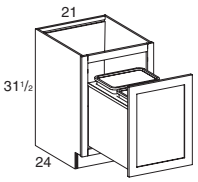

ALB21WB **1 Door**

- 2-35 Quart capacity basket
- **INSET:** Not available

	WIDTH		HEIGHT		DEPTH	
	Min.	Max.	Min.	Max.	Min.	Max.
					24″	30″

Semi-Custom	APC	BO	CC	ES	FCE	FDBS	FH	FI	FIMD	FO	ID	IF	IME	MFE	MD	MH	MW	P	PCE	RD	RTK	TKA	VTK	WBR	WCM	WS	WTR
FOL/TOL	●			●	●		▲						●	●	●				●		●	▲	●	●			

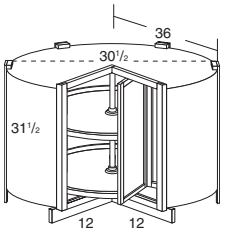

Active Living Base Lazy Susan

ALBLS36 **Double doors attached to Rotary Shelves**

- 28″ Diameter shelves
- In FOL door styles, cabinet has a double face frame
- **INSET:** Not available

	WIDTH		HEIGHT		DEPTH	
	Min.	Max.	Min.	Max.	Min.	Max.

Semi-Custom	APC	BO	CC	ES	FCE	FDBS	FH	FI	FIMD	FO	ID	IF	IME	MFE	MD	MH	MW	P	PCE	RD	RTK	TKA	VTK	WBR	WCM	WS	WTR
FOL/TOL	●			●			▲															▲	●				

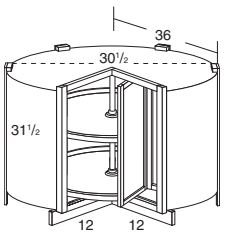

Active Living Base Lazy Susan with Wood Rotary Shelves

ALBLS36WRS **Double doors attached to Rotary Shelves**

- 28″ Diameter shelves
- In FOL door styles, cabinet has a double face frame
- **INSET:** Not available

	WIDTH		HEIGHT		DEPTH	
	Min.	Max.	Min.	Max.	Min.	Max.

Semi-Custom	APC	BO	CC	ES	FCE	FDBS	FH	FI	FIMD	FO	ID	IF	IME	MFE	MD	MH	MW	P	PCE	RD	RTK	TKA	VTK	WBR	WCM	WS	WTR
FOL/TOL	●			●			▲															▲	●				

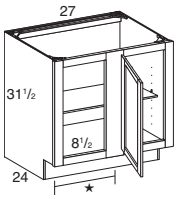

Left Blind Shown

Active Living Base Blind Corner Cabinets

ALBBC36L **1 Door,**
ALBBC36R **1 Adj. Shelf**

★ **Distance from frame edge to edge of closed door**
TOL = 16¼″
FOL = 15⅜₁₆″

- **Must specify L or R blind**
- IME available only for the side opposite the blind
- Hinge is on blind side of cabinet
- **INSET:** Not available

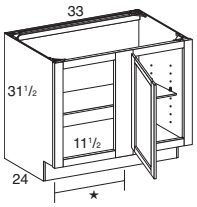

Left Blind Shown

ALBBC39L **1 Door,**
ALBBC39R **1 Adj. Shelf**

★ **Distance from frame edge to edge of closed door**
TOL = 19¼″
FOL = 18⅜₁₆″

- **Must specify L or R blind**
- IME available only for the side opposite the blind
- Hinge is on blind side of cabinet
- **INSET:** Not available

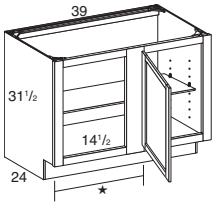

Left Blind Shown

ALBBC42L **1 Door,**
ALBBC42R **1 Adj. Shelf**

★ **Distance from frame edge to edge of closed door**
TOL = 22¼″
FOL = 21⅜₁₆″

- **Must specify L or R blind**
- IME available only for the side opposite the blind
- Hinge is on blind side of cabinet
- **INSET:** Not available

Pull for 24" depth cabinet		Minimum Pull w/o Hardware		*Minimum Pull w/ Hardware	
Cabinet	OL Max Pull	TOL	FOL	TOL	FOL
ALBBC36	40¾	36	37	37⅛	38¼
ALBBC39	43¾	39	40	40⅛	41¼
ALBBC42	46¾	42	43	43⅛	44¼
*Adjacent Cabinet Filler Required		None	1"	1¼"	2½"
*Minimum Pull w/Hardware and Adjacent Cabinet Filler Required is based on a hardware protrusion of 1½".					

WIDTH		HEIGHT		DEPTH	
Min.	Max.	Min.	Max.	Min.	Max.
		31½″	48″	6″	30″

Semi-Custom	APC	BO	CC	ES	FCE	FDBS	FH	FI	FIMD	FO	ID	IF	IME	MFE	MD	MH	MW	P	PCE	RD	RTK	TKA	VTK	WBR	WCM	WS	WTR
FOL/TOL	●	●		●	●	●	▲	●		●			●	●	●	●		●	●	●	●	▲	●	●			

ACTIVE LIVING STANDARD VANITY CABINETS

All vanity cabinets are pre-drilled for 10⅝" deep shelves and have 4½" high toe kicks. Specify Left or Right hinge on all single door vanities. If an order is placed in arch or cathedral door styles, all 31½" high vanities will have arch or cathedral doors. To order square doors on 31½" high vanities, you MUST specify square on your order.
Some Active Living designs can be accomplished with just a lower countertop height. The vanity cabinets have an overall height of 31½" and can be used to achieve this type of design. They are also available in a shallower depth of 21" instead of 24" which may give the consumer easier access to items in the wall cabinets. The Increased Depth option is available in order to get a 24" depth cabinet. See the Semi-Custom Chart for availability. Refer to the vanity section for 18" depth cabinets and base height vanity cabinets.

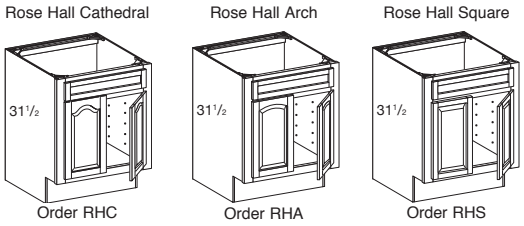

ACTIVE LIVING - UNIVERSAL DESIGN PRODUCTS

Universal Design Products

GRANBERG®

Universal Design Products, Inc. is the North American distributor of accessible kitchen and bathroom lifts designed and manufactured by Granberg of Sweden.

Some of the biggest obstacles to designing an accessible kitchen are access to sinks, cabinets, countertops (worktops) and appliances which are usually not usable for people who are seated, sitting or in a wheelchair. By installing automatic accessibility lifts, the height of sinks, cabinets, worktops and appliances can be adjusted to accommodate the needs of all users. Most importantly you can design beautiful efficient kitchens and bathrooms that maximize the independence, convenience and changing abilities of all household members.

Please contact Universal Design Products, Inc. with any inquires at the number listed below or visit their web site for further information.

Contact Information:
Val Holt
1-877-947-7769
www.Universal-Design-Products.com
val@accessibilitypro.com

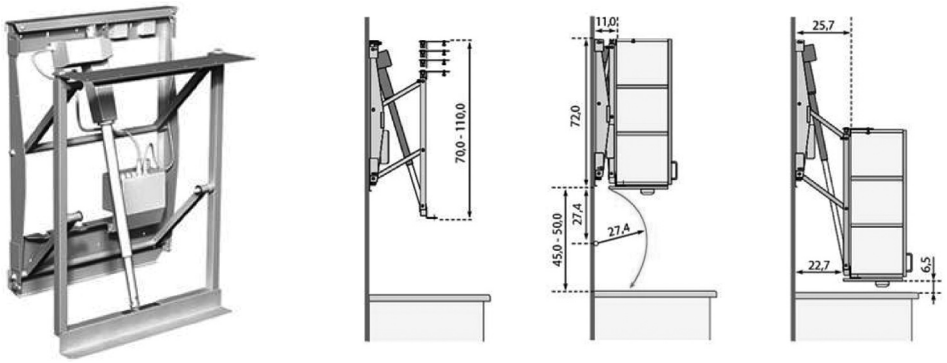

UTILITY CABINETS

All cabinets with single doors must be specified left or right hinge. Thermofoil and cope and tenon door styles 48 1/16" and taller will have a horizontal center rail. Toe kicks shipped attached for all 84" - 102" high cabinets. To order with toe kick shipped unattached, specify TKU with item code (For example, U249624 TKU). The minimum ceiling height for installing standard 24" deep tall cabinets is equal to the cabinet height plus 4": 84"=88", 87"=91", 90"=94", 93"=97", 96"=100" and 102"=106" . If WBR or WTR options are chosen, they add to the overall height of the cabinet and should be taken into consideration. If APC or PCE is specified, end panels will be unfinished plywood. Standard ends are natural laminate. MFE or FCE must be ordered to receive finished ends. Other options are also available. See Semi-Custom Program for additional details.

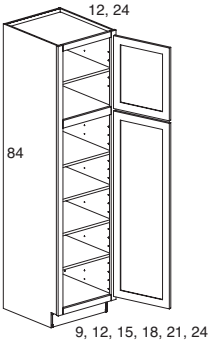

84" High Utility Cabinet

U98412 L/R
U128412 L/R
U158412 L/R
U188412 L/R
U218412 L/R
U248412SD L/R
U98424 L/R
U128424 L/R
U158424 L/R
U188424 L/R
U218424 L/R
U248424SD L/R

2 Doors,
5 Full depth adj. shelves

- **Must specify L or R hinge**
- For all 9" wide cabinets, the door is square in TOL arch and all cathedral door styles
- Toe kick shipped attached
- For Inverted Frame option, toe kick is shipped unattached
- **INSET:** 9" wide not available

WIDTH		HEIGHT		DEPTH	
Min.	Max.	Min.	Max.	Min.	Max.
9"	24"	72"	84"	6"	30"

Semi-Custom	APC	BO	CC	ES	FCE	FDBS	FH	FI	FIMD	FO	ID	IF	IME	MFE	MD	MH	MW	P	PCE	RD	RTK	TKA	VTK	WBR	WCM	WS	WTR
FOL/TOL	●	●	●	●	●	▲		●	●	●	●	●	●	●	●	●	●		●	●	●	▲	●	●		●	●
INS	●	●	●	●	●	▲		●	●	●	●	●		●	●	●	●		●	●	●	▲	●	●		●	●

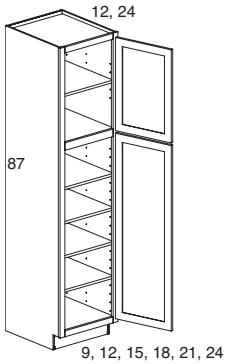

87" High Utility Cabinet

U98712 L/R
U128712 L/R
U158712 L/R
U188712 L/R
U218712 L/R
U248712SD L/R
U98724 L/R
U128724 L/R
U158724 L/R
U188724 L/R
U218724 L/R
U248724SD L/R

2 Doors,
5 Full depth adj. shelves

- **Must specify L or R hinge**
- For all 9" wide cabinets, the door is square in TOL arch and all cathedral door styles
- Toe kick shipped attached
- For Inverted Frame option, toe kick is shipped unattached
- **INSET:** 9" wide not available

WIDTH		HEIGHT		DEPTH	
Min.	Max.	Min.	Max.	Min.	Max.
9"	24"	84¼"	87"	6"	30"

Semi-Custom	APC	BO	CC	ES	FCE	FDBS	FH	FI	FIMD	FO	ID	IF	IME	MFE	MD	MH	MW	P	PCE	RD	RTK	TKA	VTK	WBR	WCM	WS	WTR
FOL/TOL	●	●	●	●	●	▲		●	●	●	●	●	●	●	●	●	●		●	●	●	▲	●	●		●	●
INS	●	●	●	●	●	▲		●	●	●	●	●		●	●	●	●		●	●	●	▲	●	●		●	●

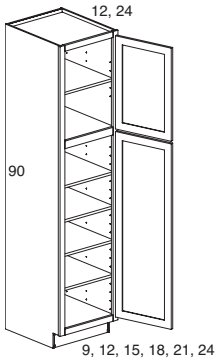

90" High Utility Cabinet

U99012 L/R
U129012 L/R
U159012 L/R
U189012 L/R
U219012 L/R
U249012SD L/R
U99024 L/R
U129024 L/R
U159024 L/R
U189024 L/R
U219024 L/R
U249024SD L/R

2 Doors,
5 Full depth adj. shelves

- **Must specify L or R hinge**
- For all 9" wide cabinets, the door is square in TOL arch and all cathedral door styles
- Toe kick shipped attached
- For Inverted Frame option, toe kick is shipped unattached
- **INSET:** 9" wide not available

WIDTH		HEIGHT		DEPTH	
Min.	Max.	Min.	Max.	Min.	Max.
9"	24"	87¼"	90"	6"	30"

Semi-Custom	APC	BO	CC	ES	FCE	FDBS	FH	FI	FIMD	FO	ID	IF	IME	MFE	MD	MH	MW	P	PCE	RD	RTK	TKA	VTK	WBR	WCM	WS	WTR
FOL/TOL	●	●	●	●	●	▲		●	●	●	●	●	●	●	●	●	●		●	●	●	▲	●	●		●	●
INS	●	●	●	●	●	▲		●	●	●	●	●		●	●	●	●		●	●	●	▲	●	●		●	●

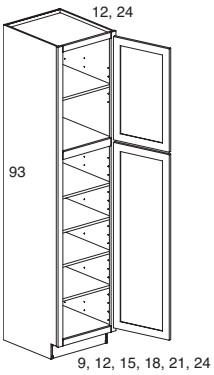

93" High Utility Cabinet

U99312 L/R
U129312 L/R
U159312 L/R
U189312 L/R
U219312 L/R
U249312SD L/R
U99324 L/R
U129324 L/R
U159324 L/R
U189324 L/R
U219324 L/R
U249324SD L/R

2 Doors,
5 Full depth adj. shelves

- **Must specify L or R hinge**
- For all 9" wide cabinets, the door is square in TOL arch and all cathedral door styles
- Toe kick shipped attached
- For Inverted Frame option, toe kick is shipped unattached
- **INSET:** 9" wide not available

WIDTH		HEIGHT		DEPTH	
Min.	Max.	Min.	Max.	Min.	Max.
9"	24"	90¼"	93"	6"	30"

Semi-Custom	APC	BO	CC	ES	FCE	FDBS	FH	FI	FIMD	FO	ID	IF	IME	MFE	MD	MH	MW	P	PCE	RD	RTK	TKA	VTK	WBR	WCM	WS	WTR
FOL/TOL	●	●	●	●	●	▲		●	●	●	●	●	●	●	●	●	●		●	●	●	▲	●	●		●	●
INS	●	●	●	●	●	▲		●	●	●	●	●		●	●	●	●		●	●	●	▲	●	●		●	●

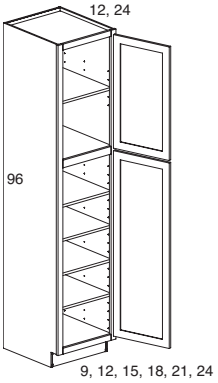

96" High Utility Cabinet

U99612 L/R
U129612 L/R
U159612 L/R
U189612 L/R
U219612 L/R
U249612SD L/R
U99624 L/R
U129624 L/R
U159624 L/R
U189624 L/R
U219624 L/R
U249624SD L/R

2 Doors,
5 Full depth adj. shelves

- **Must specify L or R hinge**
- For all 9" wide cabinets, the door is square in TOL arch and all cathedral door styles
- Toe kick shipped attached
- For Inverted Frame option, toe kick is shipped unattached
- **INSET:** 9" wide not available

WIDTH		HEIGHT		DEPTH	
Min.	Max.	Min.	Max.	Min.	Max.
9"	24"	93¼"	96"	6"	30"

Semi-Custom	APC	BO	CC	ES	FCE	FDBS	FH	FI	FIMD	FO	ID	IF	IME	MFE	MD	MH	MW	P	PCE	RD	RTK	TKA	VTK	WBR	WCM	WS	WTR
FOL/TOL	●	●	●	●	●	▲		●	●	●	●	●	●	●	●	●	●		●	●	●	▲	●	●		●	●
INS	●	●	●	●	●	▲		●	●	●	●	●		●	●	●	●		●	●	●	▲	●	●		●	●

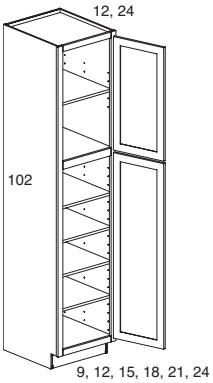

102" High Utility Cabinet

U910212 L/R
U1210212 L/R
U1510212 L/R
U1810212 L/R
U2110212 L/R
U2410212SD L/R
U910224 L/R
U1210224 L/R
U1510224 L/R
U1810224 L/R
U2110224 L/R
U2410224SD L/R

2 Doors,
5 Full depth adj. shelves

- **Must specify L or R hinge**
- For all 9" wide cabinets, the door is square in TOL arch and all cathedral door styles
- Toe kick shipped attached
- For Inverted Frame option, toe kick is shipped unattached
- **INSET:** 9" wide not available

WIDTH		HEIGHT		DEPTH	
Min.	Max.	Min.	Max.	Min.	Max.
9"	24"	96¼"	102"	6"	30"

Semi-Custom	APC	BO	CC	ES	FCE	FDBS	FH	FI	FIMD	FO	ID	IF	IME	MFE	MD	MH	MW	P	PCE	RD	RTK	TKA	VTK	WBR	WCM	WS	WTR
FOL/TOL	●	●	●	●	●	▲		●	●	●	●	●	●	●	●	●	●		●	●	●	▲	●	●		●	
INS	●	●	●	●	●	▲		●	●	●	●	●		●	●	●	●		●	●	●	▲	●	●		●	

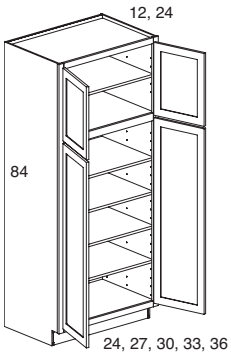

84″ High Utility Cabinet

U248412
U278412
U308412
U338412
U368412
U248424
U278424
U308424
U338424
U368424

4 Doors w/o center mullion,
5 Full depth adj. shelves

- Toe kick shipped attached
- For Inverted Frame option, toe kick is shipped unattached

WIDTH		HEIGHT		DEPTH	
Min.	Max.	Min.	Max.	Min.	Max.
24″	36″	72″	84″	6″	30″

Semi-Custom	APC	BO	CC	ES	FCE	FDBS	FH	FI	FIMD	FO	ID	IF	IME	MFE	MD	MH	MW	P	PCE	RD	RTK	TKA	VTK	WBR	WCM	WS	WTR
FOL/TOL	●	●	●	●	●	▲		●	●	●	●	●	●	●	●	●	●		●	●	●	▲	●	●	▲	●	●
INS	●	●	●	●	●	▲		●	●	●	●	●		●	●	●	●		●	●	●	▲	●	●	▲	●	●

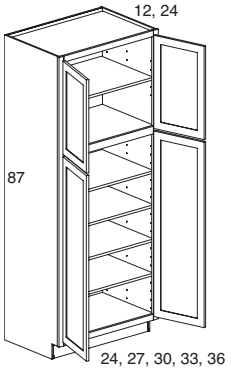

87″ High Utility Cabinet

U248712
U278712
U308712
U338712
U368712
U248724
U278724
U308724
U338724
U368724

4 Doors w/o center mullion,
5 Full depth adj. shelves

- Toe kick shipped attached
- For Inverted Frame option, toe kick is shipped unattached

WIDTH		HEIGHT		DEPTH	
Min.	Max.	Min.	Max.	Min.	Max.
24″	36″	84¼″	87″	6″	30″

Semi-Custom	APC	BO	CC	ES	FCE	FDBS	FH	FI	FIMD	FO	ID	IF	IME	MFE	MD	MH	MW	P	PCE	RD	RTK	TKA	VTK	WBR	WCM	WS	WTR
FOL/TOL	●	●	●	●	●	▲		●	●	●	●	●	●	●	●	●	●		●	●	●	▲	●	●	▲	●	●
INS	●	●	●	●	●	▲		●	●	●	●	●		●	●	●	●		●	●	●	▲	●	●	▲	●	●

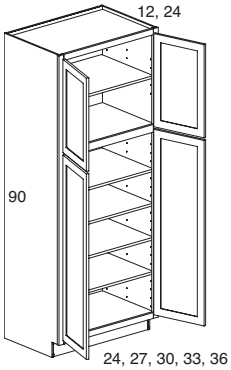

90″ High Utility Cabinet

U249012
U279012
U309012
U339012
U369012
U249024
U279024
U309024
U339024
U369024

4 Doors w/o center mullion,
5 Full depth adj. shelves

- Toe kick shipped attached
- For Inverted Frame option, toe kick is shipped unattached

WIDTH		HEIGHT		DEPTH	
Min.	Max.	Min.	Max.	Min.	Max.
24″	36″	87¼″	90″	6″	30″

Semi-Custom	APC	BO	CC	ES	FCE	FDBS	FH	FI	FIMD	FO	ID	IF	IME	MFE	MD	MH	MW	P	PCE	RD	RTK	TKA	VTK	WBR	WCM	WS	WTR
FOL/TOL	●	●	●	●	●	▲		●	●	●	●	●	●	●	●	●	●		●	●	●	▲	●	●	▲	●	●
INS	●	●	●	●	●	▲		●	●	●	●	●		●	●	●	●		●	●	●	▲	●	●	▲	●	●

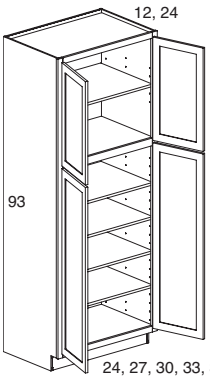

93″ High Utility Cabinet

U249312
U279312
U309312
U339312
U369312
U249324
U279324
U309324
U339324
U369324

4 Doors w/o center mullion,
5 Full depth adj. shelves

- Toe kick shipped attached
- For Inverted Frame option, toe kick is shipped unattached

WIDTH		HEIGHT		DEPTH	
Min.	Max.	Min.	Max.	Min.	Max.
24″	36″	90¼″	93″	6″	30″

Semi-Custom	APC	BO	CC	ES	FCE	FDBS	FH	FI	FIMD	FO	ID	IF	IME	MFE	MD	MH	MW	P	PCE	RD	RTK	TKA	VTK	WBR	WCM	WS	WTR
FOL/TOL	●	●	●	●	●	▲		●	●	●	●	●	●	●	●	●	●		●	●	●	▲	●	●	▲	●	●
INS	●	●	●	●	●	▲		●	●	●	●	●		●	●	●	●		●	●	●	▲	●	●	▲	●	●

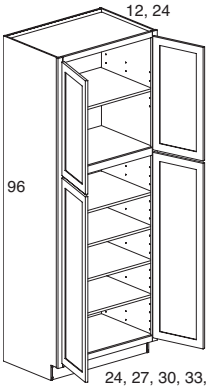

96″ High Utility Cabinet

U249612
U279612
U309612
U339612
U369612
U249624
U279624
U309624
U339624
U369624

4 Doors w/o center mullion,
5 Full depth adj. shelves

- Toe kick shipped attached
- For Inverted Frame option, toe kick is shipped unattached

WIDTH		HEIGHT		DEPTH	
Min.	Max.	Min.	Max.	Min.	Max.
24″	36″	93¼″	96″	6″	30″

Semi-Custom	APC	BO	CC	ES	FCE	FDBS	FH	FI	FIMD	FO	ID	IF	IME	MFE	MD	MH	MW	P	PCE	RD	RTK	TKA	VTK	WBR	WCM	WS	WTR
FOL/TOL	●	●	●	●	●	▲		●	●	●	●	●	●	●	●	●	●		●	●	●	▲	●	●	▲	●	●
INS	●	●	●	●	●	▲		●	●	●	●	●		●	●	●	●		●	●	●	▲	●	●	▲	●	●

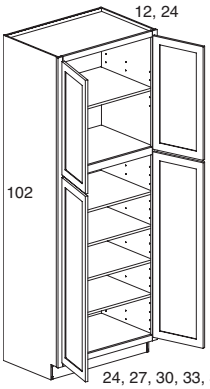

102″ High Utility Cabinet

U2410212
U2710212
U3010212
U3310212
U3610212
U2410224
U2710224
U3010224
U3310224
U3610224

4 Doors w/o center mullion,
5 Full depth adj. shelves

- Toe kick shipped attached
- For Inverted Frame option, toe kick is shipped unattached

WIDTH		HEIGHT		DEPTH	
Min.	Max.	Min.	Max.	Min.	Max.
24″	36″	96¼″	102″	6″	30″

Semi-Custom	APC	BO	CC	ES	FCE	FDBS	FH	FI	FIMD	FO	ID	IF	IME	MFE	MD	MH	MW	P	PCE	RD	RTK	TKA	VTK	WBR	WCM	WS	WTR
FOL/TOL	●	●	●	●	●	▲		●	●	●	●	●	●	●	●	●	●		●	●	●	▲	●	●	▲	●	
INS	●	●	●	●	●	▲		●	●	●	●	●		●	●	●	●		●	●	●	▲	●	●	▲	●	

UTILITY CABINETS WITH SLIDING SHELVES INSTALLED

Sliding shelves have 5/8" hardwood sides, front and back, 3/16" plywood bottom, adjustable mounting brackets and are dovetail full extension soft close. The sliding shelves have a 75 lb. weight capacity. Toe kicks shipped attached for all 84" - 102" high cabinets. To order with toe kick shipped unattached specify TKU with item code (For example, U249624SS TKU). See Semi-Custom Program for additional details. INSET: Sliding shelves are attached to full depth shelves.

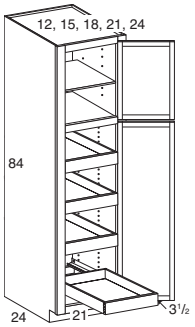

84" High Utility Cabinet with Sliding Shelves

U128424SS L/R
U158424SS L/R
U188424SS L/R
U218424SS L/R
U248424SDSS L/R

2 Doors,
1 Full depth adj. shelf in upper section,
4 Sliding shelves in lower section

- **Must specify L or R hinge**
- RD available to 12" depth only
- Toe kick shipped attached
- For Inverted Frame option, toe kick is shipped unattached
- For MDF and Thermofoil door styles, sliding shelves are natural finished solid wood
- **INSET:** 12" wide not available

WIDTH		HEIGHT		DEPTH	
Min.	Max.	Min.	Max.	Min.	Max.
12"	24"	72"	84"	18"	30"

Semi-Custom	APC	BO	CC	ES	FCE	FDBS	FH	FI	FIMD	FO	ID	IF	IME	MFE	MD	MH	MW	P	PCE	RD	RTK	TKA	VTK	WBR	WCM	WS	WTR
FOL/TOL	●		●	●	●					●		●	●	●	●	●	●		●	●	●	▲	●	●			●
INS	●		●	●	●					●		●		●	●	●	●		●	●	●	▲	●	●			●

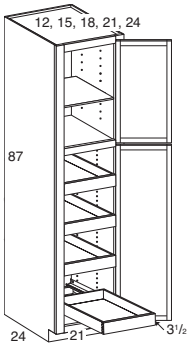

87" High Utility Cabinet with Sliding Shelves

U128724SS L/R
U158724SS L/R
U188724SS L/R
U218724SS L/R
U248724SDSS L/R

2 Doors,
1 Full depth adj. shelf in upper section,
4 Sliding shelves in lower section

- **Must specify L or R hinge**
- RD available to 12" depth only
- Toe kick shipped attached
- For Inverted Frame option, toe kick is shipped unattached
- For MDF and Thermofoil door styles, sliding shelves are natural finished solid wood
- **INSET:** 12" wide not available

WIDTH		HEIGHT		DEPTH	
Min.	Max.	Min.	Max.	Min.	Max.
12"	24"	84¼"	87"	18"	30"

Semi-Custom	APC	BO	CC	ES	FCE	FDBS	FH	FI	FIMD	FO	ID	IF	IME	MFE	MD	MH	MW	P	PCE	RD	RTK	TKA	VTK	WBR	WCM	WS	WTR
FOL/TOL	●		●	●	●					●		●	●	●	●	●	●		●	●	●	▲	●	●			●
INS	●		●	●	●					●		●		●	●	●	●		●	●	●	▲	●	●			●

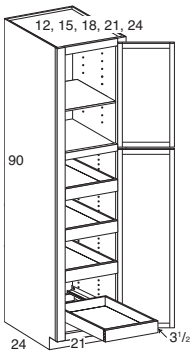

90" High Utility Cabinet with Sliding Shelves

U129024SS L/R
U159024SS L/R
U189024SS L/R
U219024SS L/R
U249024SDSS L/R

2 Doors,
1 Full depth adj. shelf in upper section,
4 Sliding shelves in lower section

- **Must specify L or R hinge**
- RD available to 12" depth only
- Toe kick shipped attached
- For Inverted Frame option, toe kick is shipped unattached
- For MDF and Thermofoil door styles, sliding shelves are natural finished solid wood
- **INSET:** 12" wide not available

WIDTH		HEIGHT		DEPTH	
Min.	Max.	Min.	Max.	Min.	Max.
12"	24"	87¼"	90"	18"	30"

Semi-Custom	APC	BO	CC	ES	FCE	FDBS	FH	FI	FIMD	FO	ID	IF	IME	MFE	MD	MH	MW	P	PCE	RD	RTK	TKA	VTK	WBR	WCM	WS	WTR
FOL/TOL	●		●	●	●					●		●	●	●	●	●	●		●	●	●	▲	●	●			●
INS	●		●	●	●					●		●		●	●	●	●		●	●	●	▲	●	●			●

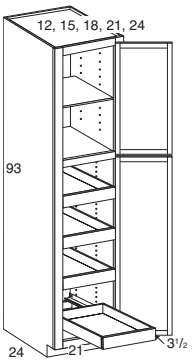

93" High Utility Cabinet with Sliding Shelves

U129324SS L/R
U159324SS L/R
U189324SS L/R
U219324SS L/R
U249324SDSS L/R

2 Doors,
1 Full depth adj. shelf in upper section,
4 Sliding shelves in lower section

- **Must specify L or R hinge**
- RD available to 12" depth only
- Toe kick shipped attached
- For Inverted Frame option, toe kick is shipped unattached
- For MDF and Thermofoil door styles, sliding shelves are natural finished solid wood
- **INSET:** 12" wide not available

WIDTH		HEIGHT		DEPTH	
Min.	Max.	Min.	Max.	Min.	Max.
12"	24"	90¼"	93"	18"	30"

Semi-Custom	APC	BO	CC	ES	FCE	FDBS	FH	FI	FIMD	FO	ID	IF	IME	MFE	MD	MH	MW	P	PCE	RD	RTK	TKA	VTK	WBR	WCM	WS	WTR
FOL/TOL	●		●	●	●					●		●	●	●	●	●	●		●	●	●	▲	●	●			●
INS	●		●	●	●					●		●		●	●	●	●		●	●	●	▲	●	●			●

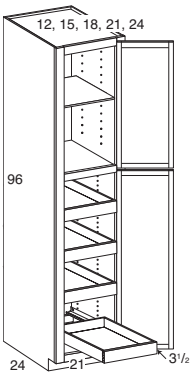

96" High Utility Cabinet with Sliding Shelves

U129624SS L/R
U159624SS L/R
U189624SS L/R
U219624SS L/R
U249624SDSS L/R

2 Doors,
1 Full depth adj. shelf in upper section,
4 Sliding shelves in lower section

- **Must specify L or R hinge**
- RD available to 12" depth only
- Toe kick shipped attached
- For Inverted Frame option, toe kick is shipped unattached
- For MDF and Thermofoil door styles, sliding shelves are natural finished solid wood
- **INSET:** 12" wide not available

WIDTH		HEIGHT		DEPTH	
Min.	Max.	Min.	Max.	Min.	Max.
12"	24"	93¼"	96"	18"	30"

Semi-Custom	APC	BO	CC	ES	FCE	FDBS	FH	FI	FIMD	FO	ID	IF	IME	MFE	MD	MH	MW	P	PCE	RD	RTK	TKA	VTK	WBR	WCM	WS	WTR
FOL/TOL	●		●	●	●					●		●	●	●	●	●	●		●	●	●	▲	●	●			●
INS	●		●	●	●					●		●		●	●	●	●		●	●	●	▲	●	●			●

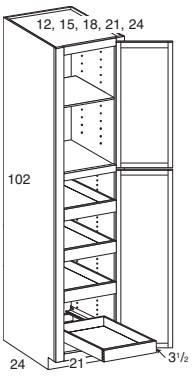

102" High Utility Cabinet with Sliding Shelves

U1210224SS L/R
U1510224SS L/R
U1810224SS L/R
U2110224SS L/R
U2410224SDSS L/R

2 Doors,
1 Full depth adj. shelf in upper section,
4 Sliding shelves in lower section

- **Must specify L or R hinge**
- RD available to 12" depth only
- Toe kick shipped attached
- For Inverted Frame option, toe kick is shipped unattached
- For MDF and Thermofoil door styles, sliding shelves are natural finished solid wood
- **INSET:** 12" wide not available

WIDTH		HEIGHT		DEPTH	
Min.	Max.	Min.	Max.	Min.	Max.
12"	24"	96¼"	102"	18"	30"

Semi-Custom	APC	BO	CC	ES	FCE	FDBS	FH	FI	FIMD	FO	ID	IF	IME	MFE	MD	MH	MW	P	PCE	RD	RTK	TKA	VTK	WBR	WCM	WS	WTR
FOL/TOL	●		●	●	●					●		●	●	●	●	●	●		●	●	●	▲	●	●			
INS	●		●	●	●					●		●		●	●	●	●		●	●	●	▲	●	●			

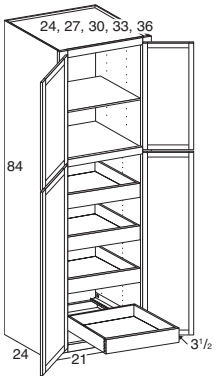

84″ High Utility Cabinet with Sliding Shelves

U248424SS
U278424SS
U308424SS
U338424SS
U368424SS

**4 Doors w/o center mullion,
1 Full depth adj. shelf in upper section,
4 Sliding shelves in lower section**

- RD option available to 12″ deep only
- Toe kick shipped attached
- For Inverted Frame option, toe kick is shipped unattached
- For MDF and Thermofoil door styles, sliding shelves are natural finished solid wood

WIDTH		HEIGHT		DEPTH	
Min.	Max.	Min.	Max.	Min.	Max.
24″	36″	72″	84″	18″	30″

Semi-Custom	APC	BO	CC	ES	FCE	FDBS	FH	FI	FIMD	FO	ID	IF	IME	MFE	MD	MH	MW	P	PCE	RD	RTK	TKA	VTK	WBR	WCM	WS	WTR
FOL/TOL	●		●	●	●					●		●	●	●	●	●	●		●	●	●	▲	●	●	▲		●
INS	●		●	●	●					●		●		●	●	●	●		●	●	●	▲	●	●	▲		●

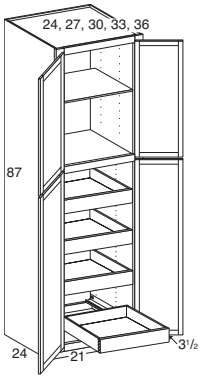

87″ High Utility Cabinet with Sliding Shelves

U248724SS
U278724SS
U308724SS
U338724SS
U368724SS

**4 Doors w/o center mullion,
1 Full depth adj. shelf in upper section,
4 Sliding shelves in lower section**

- RD option available to 12″ deep only
- Toe kick shipped attached
- For Inverted Frame option, toe kick is shipped unattached
- For MDF and Thermofoil door styles, sliding shelves are natural finished solid wood

WIDTH		HEIGHT		DEPTH	
Min.	Max.	Min.	Max.	Min.	Max.
24″	36″	84¼″	87″	18″	30″

Semi-Custom	APC	BO	CC	ES	FCE	FDBS	FH	FI	FIMD	FO	ID	IF	IME	MFE	MD	MH	MW	P	PCE	RD	RTK	TKA	VTK	WBR	WCM	WS	WTR
FOL/TOL	●		●	●	●					●		●	●	●	●	●	●		●	●	●	▲	●	●	▲		●
INS	●		●	●	●					●		●		●	●	●	●		●	●	●	▲	●	●	▲		●

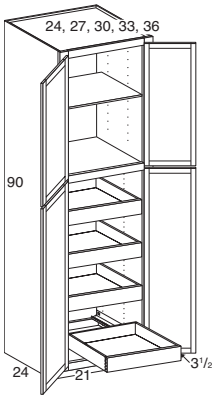

90″ High Utility Cabinet with Sliding Shelves

U249024SS
U279024SS
U309024SS
U339024SS
U369024SS

**4 Doors w/o center mullion,
1 Full depth adj. shelf in upper section,
4 Sliding shelves in lower section**

- RD option available to 12″ deep only
- Toe kick shipped attached
- For Inverted Frame option, toe kick is shipped unattached
- For MDF and Thermofoil door styles, sliding shelves are natural finished solid wood

WIDTH		HEIGHT		DEPTH	
Min.	Max.	Min.	Max.	Min.	Max.
24″	30″	87¼″	90″	18″	30″

Semi-Custom	APC	BO	CC	ES	FCE	FDBS	FH	FI	FIMD	FO	ID	IF	IME	MFE	MD	MH	MW	P	PCE	RD	RTK	TKA	VTK	WBR	WCM	WS	WTR
FOL/TOL	●		●	●	●					●		●	●	●	●	●	●		●	●	●	▲	●	●	▲		●
INS	●		●	●	●					●		●		●	●	●	●		●	●	●	▲	●	●	▲		●

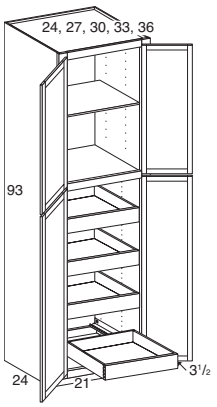

93″ High Utility Cabinet with Sliding Shelves

U249324SS
U279324SS
U309324SS
U339324SS
U369324SS

4 Doors w/o center mullion, 1 Full depth adj. shelf in upper section, 4 Sliding shelves in lower section

- RD option available to 12″ deep only
- Toe kick shipped attached
- For Inverted Frame option, toe kick is shipped unattached
- For MDF and Thermofoil door styles, sliding shelves are natural finished solid wood

WIDTH		HEIGHT		DEPTH	
Min.	Max.	Min.	Max.	Min.	Max.
24″	36″	90¼″	93″	18″	30″

Semi-Custom	APC	BO	CC	ES	FCE	FDBS	FH	FI	FIMD	FO	ID	IF	IME	MFE	MD	MH	MW	P	PCE	RD	RTK	TKA	VTK	WBR	WCM	WS	WTR
FOL/TOL	●		●	●	●					●		●	●	●	●	●	●		●	●	●	▲	●	●	▲		●
INS	●		●	●	●					●		●		●	●	●	●		●	●	●	▲	●	●	▲		●

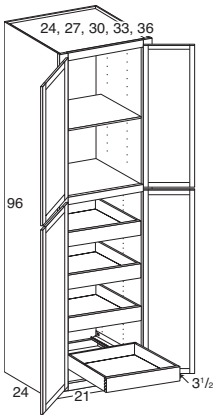

96″ High Utility Cabinet with Sliding Shelves

U249624SS
U279624SS
U309624SS
U339624SS
U369624SS

4 Doors w/o center mullion, 1 Full depth adj. shelf in upper section, 4 Sliding shelves in lower section

- RD option available to 12″ deep only
- Toe kick shipped attached
- For Inverted Frame option, toe kick is shipped unattached
- For MDF and Thermofoil door styles, sliding shelves are natural finished solid wood

WIDTH		HEIGHT		DEPTH	
Min.	Max.	Min.	Max.	Min.	Max.
24″	36″	93¼″	96″	18″	30″

Semi-Custom	APC	BO	CC	ES	FCE	FDBS	FH	FI	FIMD	FO	ID	IF	IME	MFE	MD	MH	MW	P	PCE	RD	RTK	TKA	VTK	WBR	WCM	WS	WTR
FOL/TOL	●		●	●	●					●		●	●	●	●	●	●		●	●	●	▲	●	●	▲		●
INS	●		●	●	●					●		●		●	●	●	●		●	●	●	▲	●	●	▲		●

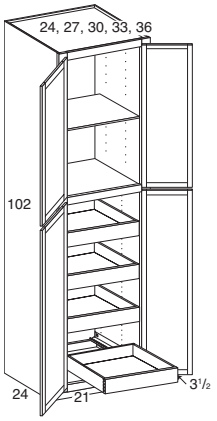

102″ High Utility Cabinet with Sliding Shelves

U2410224SS
U2710224SS
U3010224SS
U3310224SS
U3610224SS

4 Doors w/o center mullion, 1 Full depth adj. shelf in upper section, 4 Sliding shelves in lower section

- RD option available to 12″ deep only
- Toe kick shipped attached
- For Inverted Frame option, toe kick is shipped unattached
- For MDF and Thermofoil door styles, sliding shelves are natural finished solid wood

WIDTH		HEIGHT		DEPTH	
Min.	Max.	Min.	Max.	Min.	Max.
24″	36″	96¼″	102″	18″	30″

Semi-Custom	APC	BO	CC	ES	FCE	FDBS	FH	FI	FIMD	FO	ID	IF	IME	MFE	MD	MH	MW	P	PCE	RD	RTK	TKA	VTK	WBR	WCM	WS	WTR
FOL/TOL	●		●	●	●					●		●	●	●	●	●	●		●	●	●	▲	●	●	▲		
INS	●		●	●	●					●		●		●	●	●	●		●	●	●	▲	●	●	▲		

BROOM CABINETS

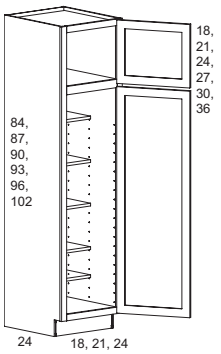

84" - 96" High Broom Cabinet

BC188424 L/R
BC218424 L/R
BC248424SD L/R
BC188724 L/R
BC218724 LR
BC248724SD L/R
BC189024 L/R
BC219024 L/R
BC249024SD L/R
BC189324 L/R
BC219324 L/R
BC249324SD L/R
BC189624 L/R
BC219624 L/R
BC249624SD L/R
BC1810224 L/R
BC2110224 L/R
BC2410224SD L/R

2 Doors,
5 Adj. shelves in lower section

- **Must specify L or R hinge**
- Toe kick shipped attached
- Lower section has an opening of 59¼"
- For RD option less than 18" voids lower section shelves
- 102" High not available with WTR option

WIDTH		HEIGHT		DEPTH	
Min.	Max.	Min.	Max.	Min.	Max.
15¼"	24"	84"	102"	12"	30"

Semi-Custom	APC	BO	CC	ES	FCE	FDBS	FH	FI	FIMD	FO	ID	IF	IME	MFE	MD	MH	MW	P	PCE	RD	RTK	TKA	VTK	WBR	WCM	WS	WTR
FOL/TOL	●	●	●	●	●					●			●	●	●	●	●		●	●	●	▲	●	●		●	●
INS	●	●	●	●	●					●				●	●	●	●		●	●	●	▲	●	●		●	●

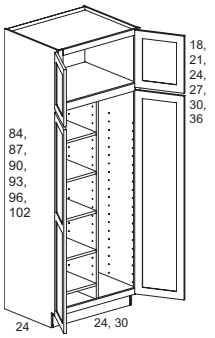

84" - 96" High Combination Broom Cabinet

CBC248424
CBC308424
CBC248724
CBC308724
CBC249024
CBC309024
CBC249324
CBC309324
CBC249624
CBC309624
CBC2410224
CBC3010224

4 Doors w/o center mullion,
5 Adj. full depth shelves in lower section

- Toe kick shipped attached
- Lower section has an opening of 59¼"
- Cabinet contains a partition in lower section for adjustable shelves
- 102" High not available with WTR option

WIDTH		HEIGHT		DEPTH	
Min.	Max.	Min.	Max.	Min.	Max.
24¼"	36	84"	102"	12"	30"

Semi-Custom	APC	BO	CC	ES	FCE	FDBS	FH	FI	FIMD	FO	ID	IF	IME	MFE	MD	MH	MW	P	PCE	RD	RTK	TKA	VTK	WBR	WCM	WS	WTR
FOL/TOL	●	●	●	●	●					●			●	●	●	●	●		●	●	●	▲	●	●	▲	●	●
INS	●	●	●	●	●					●				●	●	●	●		●	●	●	▲	●	●	▲	●	●

LAUNDRY CABINETS

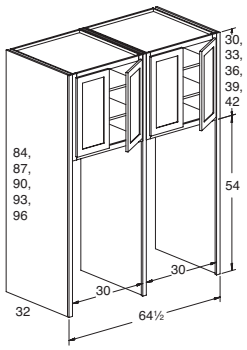

84" - 96" High Side-by-Side Laundry Cabinets

SSLC658432
SSLC658732
SSLC659032

4 Doors w/o center mullion,
4 Adj. full depth shelves

SSLC659332
SSLC659632

4 Doors w/o center mullion,
6 Adj. full depth shelves

- Cabinet does not have back or floor in lower section
- Ships in multiple boxes

WIDTH		HEIGHT		DEPTH	
Min.	Max.	Min.	Max.	Min.	Max.

Semi-Custom	APC	BO	CC	ES	FCE	FDBS	FH	FI	FIMD	FO	ID	IF	IME	MFE	MD	MH	MW	P	PCE	RD	RTK	TKA	VTK	WBR	WCM	WS	WTR
FOL/TOL	▲				●			●	●					▲													
INS	▲				●			●	●					▲													

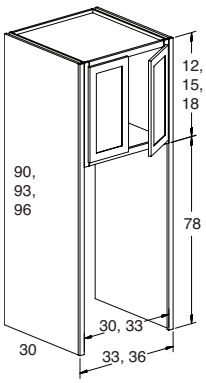

90" - 96" High Space Saving Laundry Unit Cabinet

SSLUC309030
SSLUC339030
SSLUC309330
SSLUC339330
SSLUC309630
SSLUC339630

2 Doors w/o center mullion

- Cabinet does not have back or floor in lower section
- Ships in multiple boxes
- SSLUC309030 and SSLUC339030 are not available with FIMD options

WIDTH		HEIGHT		DEPTH	
Min.	Max.	Min.	Max.	Min.	Max.

Semi-Custom	APC	BO	CC	ES	FCE	FDBS	FH	FI	FIMD	FO	ID	IF	IME	MFE	MD	MH	MW	P	PCE	RD	RTK	TKA	VTK	WBR	WCM	WS	WTR
FOL/TOL	▲				●			●	●					▲													
INS	▲				●			●	●					▲													

UTILITY CABINETS WITH PANTRY KIT INSTALLED, TWO DOOR

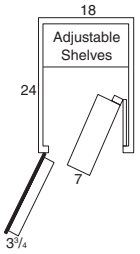

If kit is installed in a cabinet adjacent to a wall, use a 6″ filler for door to open fully. Hardwood kit contains adjustable shelves. Toe kicks shipped attached for all 84″ - 96″ high cabinets. To order with toe kick shipped unattached specify TKU with item code (For example, U189024 PSK TKU). See Semi-Custom Program for additional details.

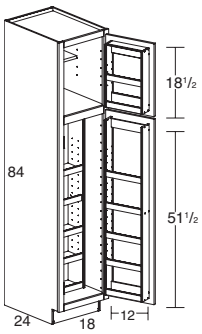

84″ High Utility Cabinet with Pantry Kit

U188424PSK L/R

2 Doors,
1 Adj. shelf in upper section,
4 Adj. shelves in lower section

- **Must specify L or R hinge**
- Pantry storage kit included in price and shipped separately
- Toe kick shipped attached
- Modifying the height less than 84″ will void the top door kits
- **INSET:** Not available

WIDTH		HEIGHT		DEPTH	
Min.	Max.	Min.	Max.	Min.	Max.
		72″	84″	24″	30″

Semi-Custom	APC	BO	CC	ES	FCE	FDBS	FH	FI	FIMD	FO	ID	IF	IME	MFE	MD	MH	MW	P	PCE	RD	RTK	TKA	VTK	WBR	WCM	WS	WTR
FOL/TOL	●		●	●	●					●			●	●	●	●			●		●	▲	●	●			●

87″ High Utility Cabinet with Pantry Kit

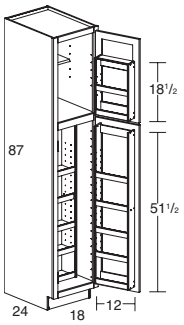

U188724PSK L/R

2 Doors,
1 Adj. shelf in upper section,
4 Adj. shelves in lower section

- **Must specify L or R hinge**
- Pantry storage kit included in price and shipped separately
- Toe kick shipped attached
- **INSET:** Not available

WIDTH		HEIGHT		DEPTH	
Min.	Max.	Min.	Max.	Min.	Max.
		84¼″	87″	24″	30″

Semi-Custom	APC	BO	CC	ES	FCE	FDBS	FH	FI	FIMD	FO	ID	IF	IME	MFE	MD	MH	MW	P	PCE	RD	RTK	TKA	VTK	WBR	WCM	WS	WTR
FOL/TOL	●		●	●	●					●			●	●	●	●			●		●	▲	●	●			●

90″ High Utility Cabinet with Pantry Kit

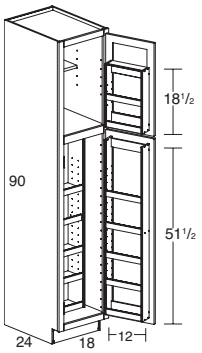

U189024PSK L/R

2 Doors,
1 Adj. shelf in upper section,
4 Adj. shelves in lower section

- **Must specify L or R hinge**
- Pantry storage kit included in price and shipped separately
- Toe kick shipped attached
- **INSET:** Not available

WIDTH		HEIGHT		DEPTH	
Min.	Max.	Min.	Max.	Min.	Max.
		87¼″	90″	24″	30″

Semi-Custom	APC	BO	CC	ES	FCE	FDBS	FH	FI	FIMD	FO	ID	IF	IME	MFE	MD	MH	MW	P	PCE	RD	RTK	TKA	VTK	WBR	WCM	WS	WTR
FOL/TOL	●		●	●	●					●			●	●	●	●			●		●	▲	●	●			●

93″ High Utility Cabinet with Pantry Kit

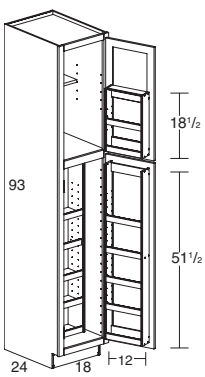

U189324PSK L/R

2 Doors,
1 Adj. shelf in upper section,
4 Adj. shelves in lower section

- **Must specify L or R hinge**
- Pantry storage kit included in price and shipped separately
- Toe kick shipped attached
- **INSET:** Not available

WIDTH		HEIGHT		DEPTH	
Min.	Max.	Min.	Max.	Min.	Max.
		90¼″	93″	24″	30″

Semi-Custom	APC	BO	CC	ES	FCE	FDBS	FH	FI	FIMD	FO	ID	IF	IME	MFE	MD	MH	MW	P	PCE	RD	RTK	TKA	VTK	WBR	WCM	WS	WTR
FOL/TOL	●		●	●	●					●			●	●	●	●			●		●	▲	●	●			●

UTILITY CABINETS WITH PANTRY KIT INSTALLED, TWO DOOR (continued)

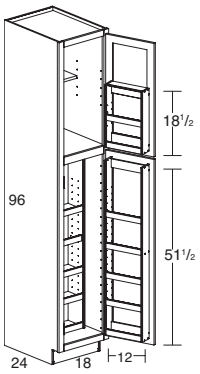

96" High Utility Cabinet with Pantry Kit

U189624PSK L/R

2 Doors,
1 Adj. shelf in upper section,
4 Adj. shelves in lower section

- **Must specify L or R hinge**
- Pantry storage kit included in price and shipped separately
- Toe kick shipped attached
- **INSET:** Not available

WIDTH		HEIGHT		DEPTH	
Min.	Max.	Min.	Max.	Min.	Max.
		93¼"	102"	24"	30"

Semi-Custom	APC	BO	CC	ES	FCE	FDBS	FH	FI	FIMD	FO	ID	IF	IME	MFE	MD	MH	MW	P	PCE	RD	RTK	TKA	VTK	WBR	WCM	WS	WTR
FOL/TOL	●		●	●	●					●			●	●	●	●			●		●	▲	●	●			●

UTILITY CABINETS WITH PANTRY KIT INSTALLED, FOUR DOOR

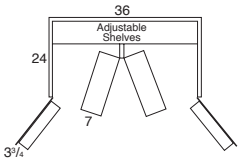

If kit is installed in a cabinet adjacent to a wall, use a 6" filler for door to open fully. Hardwood kit contains adjustable shelves. Toe kicks shipped attached for all 84" - 96" high cabinets. To order with toe kick shipped unattached specify TKU with item code (For example, U369624PSK TKU). See Semi-Custom Program for additional details.

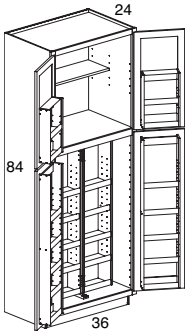

84" High Utility Cabinet with Pantry Kit

U368424PSK

4 Doors w/o center mullion,
1 Adj. shelf in upper section,
4 Adj. shelves in lower section

- Pantry storage kit included in price and shipped separately
- Toe kick shipped attached
- Modifying the height less than 84" will void the top door kits
- **INSET:** Not available

WIDTH		HEIGHT		DEPTH	
Min.	Max.	Min.	Max.	Min.	Max.
		72"	84"	24"	30"

Semi-Custom	APC	BO	CC	ES	FCE	FDBS	FH	FI	FIMD	FO	ID	IF	IME	MFE	MD	MH	MW	P	PCE	RD	RTK	TKA	VTK	WBR	WCM	WS	WTR
FOL/TOL	●		●	●	●					●			●	●	●	●			●		●	▲	●	●	▲		●

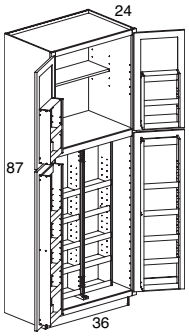

87" High Utility Cabinet with Pantry Kit

U368724PSK

4 Doors w/o center mullion,
1 Adj. shelf in upper section,
4 Adj. shelves in lower section

- Pantry storage kit included in price and shipped separately
- Toe kick shipped attached
- **INSET:** Not available

WIDTH		HEIGHT		DEPTH	
Min.	Max.	Min.	Max.	Min.	Max.
		84¼"	87"	24"	30"

Semi-Custom	APC	BO	CC	ES	FCE	FDBS	FH	FI	FIMD	FO	ID	IF	IME	MFE	MD	MH	MW	P	PCE	RD	RTK	TKA	VTK	WBR	WCM	WS	WTR
FOL/TOL	●		●	●	●					●			●	●	●	●			●		●	▲	●	●	▲		●

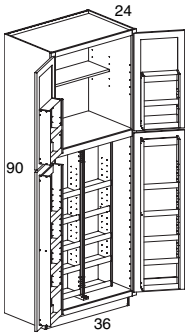

90" High Utility Cabinet with Pantry Kit

U369024PSK

4 Doors w/o center mullion,
1 Adj. shelf in upper section,
4 Adj. shelves in lower section

- Pantry storage kit included in price and shipped separately
- Toe kick shipped attached
- **INSET:** Not available

WIDTH		HEIGHT		DEPTH	
Min.	Max.	Min.	Max.	Min.	Max.
		87¼"	90"	24"	30"

Semi-Custom	APC	BO	CC	ES	FCE	FDBS	FH	FI	FIMD	FO	ID	IF	IME	MFE	MD	MH	MW	P	PCE	RD	RTK	TKA	VTK	WBR	WCM	WS	WTR
FOL/TOL	●		●	●	●					●			●	●	●	●			●		●	▲	●	●	▲		●

UTILITY CABINETS WITH PANTRY KIT INSTALLED, FOUR DOOR (continued)

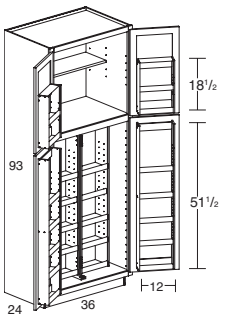

93″ High Utility Cabinet with Pantry Kit

U369324PSK

4 Doors w/o center mullion,
1 Adj. shelf in upper section,
4 Adj. shelves in lower section

- Pantry storage kit included in price and shipped separately
- Toe kick shipped attached
- **INSET:** Not available

WIDTH		HEIGHT		DEPTH	
Min.	Max.	Min.	Max.	Min.	Max.
		90¼″	93″	24″	30″

Semi-Custom	APC	BO	CC	ES	FCE	FDBS	FH	FI	FIMD	FO	ID	IF	IME	MFE	MD	MH	MW	P	PCE	RD	RTK	TKA	VTK	WBR	WCM	WS	WTR
FOL/TOL	●		●	●	●					●			●	●	●	●			●		●	▲	●	●	▲		●

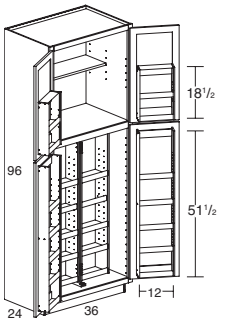

96″ High Utility Cabinet with Pantry Kit

U369624PSK

4 Doors w/o center mullion,
1 Adj. shelf in upper section,
4 Adj. shelves in lower section

- Pantry storage kit included in price and shipped separately
- Toe kick shipped attached
- **INSET:** Not available

WIDTH		HEIGHT		DEPTH	
Min.	Max.	Min.	Max.	Min.	Max.
		93¼″	102″	24″	30″

Semi-Custom	APC	BO	CC	ES	FCE	FDBS	FH	FI	FIMD	FO	ID	IF	IME	MFE	MD	MH	MW	P	PCE	RD	RTK	TKA	VTK	WBR	WCM	WS	WTR
FOL/TOL	●		●	●	●					●			●	●	●	●			●		●	▲	●	●	▲		●

TALL PREP CENTER CABINETS

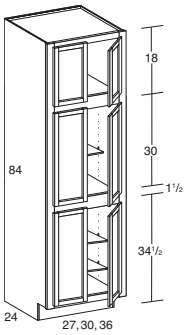

84″ High Tall Prep Center Cabinet

TPC278424
TPC308424
TPC368424

6 Doors w/o center mullion,
1 Adj. shelf in middle section,
2 Full depth adj. shelves in lower section

- Toe kick shipped attached

WIDTH		HEIGHT		DEPTH	
Min.	Max.	Min.	Max.	Min.	Max.
24¼″	36″	72″	84″	6″	30″

Semi-Custom	APC	BO	CC	ES	FCE	FDBS	FH	FI	FIMD	FO	ID	IF	IME	MFE	MD	MH	MW	P	PCE	RD	RTK	TKA	VTK	WBR	WCM	WS	WTR
FOL/TOL	●	●	●	●	●			●	●	●	●		●	●	●	●	●		●	●	●	▲	●	●	▲	●	●
INS	●	●	●	●	●			●	●	●	●			●	●	●	●		●	●	●	▲	●	●	▲	●	●

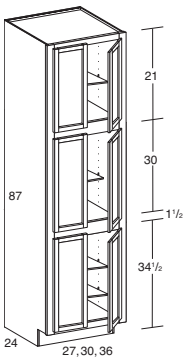

87″ High Tall Prep Center Cabinet

TPC278724
TPC308724
TPC368724

6 Doors w/o center mullion,
1 Full depth adj. shelf in upper section,
1 Adj. shelf in middle section,
2 Full depth adj. shelves in lower section

- Toe kick shipped attached

WIDTH		HEIGHT		DEPTH	
Min.	Max.	Min.	Max.	Min.	Max.
24¼″	36″	84¼″	87″	6″	30″

Semi-Custom	APC	BO	CC	ES	FCE	FDBS	FH	FI	FIMD	FO	ID	IF	IME	MFE	MD	MH	MW	P	PCE	RD	RTK	TKA	VTK	WBR	WCM	WS	WTR
FOL/TOL	●	●	●	●	●			●	●	●	●		●	●	●	●	●		●	●	●	▲	●	●	▲	●	●
INS	●	●	●	●	●			●	●	●	●			●	●	●	●		●	●	●	▲	●	●	▲	●	●

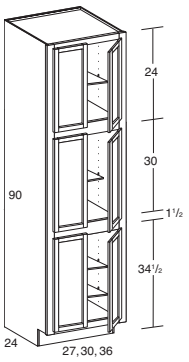

90″ High Tall Prep Center Cabinet

TPC279024
TPC309024
TPC369024

6 Doors w/o center mullion,
1 Full depth adj. shelf in upper section,
1 Adj. shelf in middle section,
2 Full depth adj. shelves in lower section

• Toe kick shipped attached

WIDTH		HEIGHT		DEPTH	
Min.	Max.	Min.	Max.	Min.	Max.
24¼″	36″	87¼″	90″	6″	30″

Semi-Custom	APC	BO	CC	ES	FCE	FDBS	FH	FI	FIMD	FO	ID	IF	IME	MFE	MD	MH	MW	P	PCE	RD	RTK	TKA	VTK	WBR	WCM	WS	WTR
FOL/TOL	●	●	●	●	●			●	●	●	●		●	●	●	●	●		●	●	●	▲	●	●	▲	●	●
INS	●	●	●	●	●			●	●	●	●			●	●	●	●		●	●	●	▲	●	●	▲	●	●

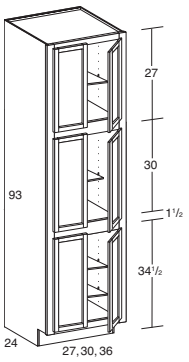

93″ High Tall Prep Center Cabinet

TPC279324
TPC309324
TPC369324

6 Doors w/o center mullion,
1 Full depth adj. shelf in upper section,
1 Adj. shelf in middle section,
2 Full depth adj. shelves in lower section

• Toe kick shipped attached

WIDTH		HEIGHT		DEPTH	
Min.	Max.	Min.	Max.	Min.	Max.
24¼″	36″	90¼″	93″	6″	30″

Semi-Custom	APC	BO	CC	ES	FCE	FDBS	FH	FI	FIMD	FO	ID	IF	IME	MFE	MD	MH	MW	P	PCE	RD	RTK	TKA	VTK	WBR	WCM	WS	WTR
FOL/TOL	●	●	●	●	●			●	●	●	●		●	●	●	●	●		●	●	●	▲	●	●	▲	●	●
INS	●	●	●	●	●			●	●	●	●			●	●	●	●		●	●	●	▲	●	●	▲	●	●

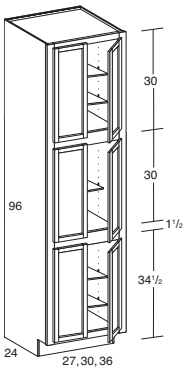

96″ High Tall Prep Center Cabinet

TPC279624
TPC309624
TPC369624

6 Doors w/o center mullion,
2 Full depth adj. shelves in upper section
1 Adj. shelf in middle section,
2 Full depth adj. shelves in lower section

• Toe kick shipped attached

WIDTH		HEIGHT		DEPTH	
Min.	Max.	Min.	Max.	Min.	Max.
24¼″	36″	93¼″	96″	6″	30″

Semi-Custom	APC	BO	CC	ES	FCE	FDBS	FH	FI	FIMD	FO	ID	IF	IME	MFE	MD	MH	MW	P	PCE	RD	RTK	TKA	VTK	WBR	WCM	WS	WTR
FOL/TOL	●	●	●	●	●			●	●	●	●		●	●	●	●	●		●	●	●	▲	●	●	▲	●	●
INS	●	●	●	●	●			●	●	●	●			●	●	●	●		●	●	●	▲	●	●	▲	●	●

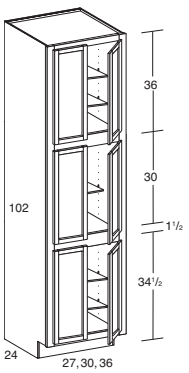

102″ High Tall Prep Center Cabinet

TPC2710224
TPC3010224
TPC3610224

6 Doors w/o center mullion,
2 Full depth adj. shelves in upper section
1 Adj. shelf in middle section,
2 Full depth adj. shelves in lower section

• Toe kick shipped attached

WIDTH		HEIGHT		DEPTH	
Min.	Max.	Min.	Max.	Min.	Max.
24¼″	36″	96¼″	102″	6″	30″

Semi-Custom	APC	BO	CC	ES	FCE	FDBS	FH	FI	FIMD	FO	ID	IF	IME	MFE	MD	MH	MW	P	PCE	RD	RTK	TKA	VTK	WBR	WCM	WS	WTR
FOL/TOL	●	●	●	●	●			●	●	●	●		●	●	●	●	●		●	●	●	▲	●	●	▲	●	
INS	●	●	●	●	●			●	●	●	●			●	●	●	●		●	●	●	▲	●	●	▲	●	

THREE DRAWER UTILITY CABINET

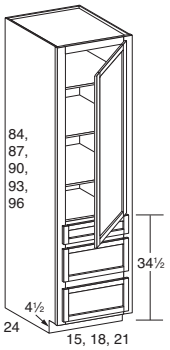

U158424D3 L/R
U188424D3 L/R
U218424D3 L/R

U158724D3 L/R
U188724D3 L/R
U218724D3 L/R

U159024D3 L/R
U189024D3 L/R
U219024D3 L/R

U159324D3 L/R
U189324D3 L/R
U219324D3 L/R

U159624D3 L/R
U189624D3 L/R
U219624D3 L/R

3 Drawers,
1 Door,
3 Full depth adj. shelves

- Toe kick shipped attached

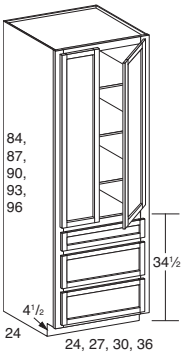

U248424D3
U278424D3
U308424D3
U368424D3

U248724D3
U278724D3
U308724D3
U368724D3

U249024D3
U279024D3
U309024D3
U369024D3

U249324D3
U279324D3
U309324D3
U369324D3

U249624D3
U279624D3
U309624D3
U369624D3

3 Drawers,
2 Doors w/o center mullion,
3 Full depth adj. shelves

- Toe kick shipped attached

WIDTH		HEIGHT		DEPTH	
Min.	Max.	Min.	Max.	Min.	Max.
12″	36″	72″	102″	12″	30″

Semi-Custom	APC	BO	CC	ES	FCE	FDBS	FH	FI	FIMD	FO	ID	IF	IME	MFE	MD	MH	MW	P	PCE	RD	RTK	TKA	VTK	WBR	WCM	WS	WTR
FOL/TOL	●	●	●	●	●			●	●	●	●		●	●	●	●	●		●	●	●	▲	●	●	▲	●	●
INS	●	●	●	●	●			●	●	●	●			●	●	●	●		●	●	●	▲	●	●	▲	●	●

UTILITY PANTRY PULLOUTS

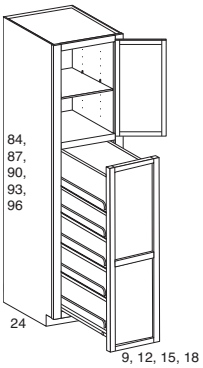

U98424PPO L/R
U128424PPO L/R
U158424PPO L/R
U188424PPO L/R

U98724PPO L/R
U128724PPO L/R
U158724PPO L/R
U188724PPO L/R

U99024PPO L/R
U129024PPO L/R
U159024PPO L/R
U189024PPO L/R

U99324PPO L/R
U129324PPO L/R
U159324PPO L/R
U189324PPO L/R

U99624PPO L/R
U129624PPO L/R
U159624PPO L/R
U189624PPO L/R

1 Door,
1 Full depth adj. shelf,
1 Pullout with shelves

- **Must specify L or R hinge**
- Toe kick shipped attached
- Pantry pullout is natural finished wood and stainless steel
- For 9″ wide cabinets, the door is square in TOL arch and all cathedral door styles
- For Inverted Frame option, toe kick is shipped unattached
- Pantry pullout has 3 adjustable and 2 fixed shelves
- 200 lb. weight capacity for pullout
- **INSET**: Not available

WIDTH		HEIGHT		DEPTH	
Min.	Max.	Min.	Max.	Min.	Max.
12″	18″	72″	102″	24″	30″

Semi-Custom	APC	BO	CC	ES	FCE	FDBS	FH	FI	FIMD	FO	ID	IF	IME	MFE	MD	MH	MW	P	PCE	RD	RTK	TKA	VTK	WBR	WCM	WS	WTR
FOL/TOL	●		●	●	●							●	●	●	●	●	●		●		●	▲	●	●			●

UTILITY CABINET WITH SUPERIOR PANTRY PULLOUT

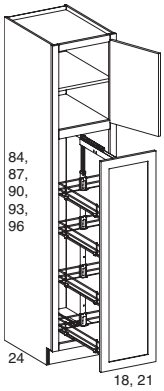

U188424SPPO L/R
U188724SPPO L/R
U189024SPPO L/R
U189324SPPO L/R
U189624SPPO L/R
U218424SPPO L/R
U218724SPPO L/R
U219024SPPO L/R
U219324SPPO L/R
U219624SPPO L/R

1 Door,
1 Full depth adj. shelf,
1 Pullout with shelves

- **Must specify L or R hinge**
- Toe kick shipped attached
- Pullout is stainless steel
- For Inverted Frame option, toe kick is shipped unattached
- 100 lb. weight capacity for pullout
- **INSET**: Not available

WIDTH		HEIGHT		DEPTH	
Min.	Max.	Min.	Max.	Min.	Max.
		72″	102″	24″	30″

Semi-Custom	APC	BO	CC	ES	FCE	FDBS	FH	FI	FIMD	FO	ID	IF	IME	MFE	MD	MH	MW	P	PCE	RD	RTK	TKA	VTK	WBR	WCM	WS	WTR
FOL/TOL	●		●	●	●							●	●	●	●	●			●		●	▲	●	●			●

UTILITY CABINET WITH SUPERIOR SWINGOUT PANTRY PULLOUT

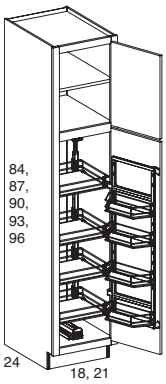

U188424SWPPO L/R
U188724SWPPO L/R
U189024SWPPO L/R
U189324SWPPO L/R
U189624SWPPO L/R
U218424SWPPO L/R
U218724SWPPO L/R
U219024SWPPO L/R
U219324SWPPO L/R
U219624SWPPO L/R

2 Doors,
1 Full depth shelf in upper section,
Swingout shelves in lower section

- **Must specify L or R hinge**
- Toe kick shipped attached
- Pullout is stainless steel
- For Inverted Frame option, toe kick is shipped unattached
- **INSET**: Not available

WIDTH		HEIGHT		DEPTH	
Min.	Max.	Min.	Max.	Min.	Max.
		72″	102″	24″	30″

Semi-Custom	APC	BO	CC	ES	FCE	FDBS	FH	FI	FIMD	FO	ID	IF	IME	MFE	MD	MH	MW	P	PCE	RD	RTK	TKA	VTK	WBR	WCM	WS	WTR
FOL/TOL	●		●	●	●							●	●	●	●	●			●		●	▲	●	●			●

TALL ANGLE CABINETS

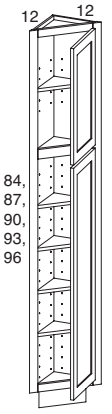

TAC128412 L/R
TAC128712 L/R
TAC129012 L/R
TAC129312 L/R
TAC129612 L/R

2 Doors,
5 Full depth adj. shelves

- **Must specify L or R hinge**
- **Toe kick shipped unattached**
- For Inverted Frame option, toe kick is shipped unattached

WIDTH		HEIGHT		DEPTH	
Min.	Max.	Min.	Max.	Min.	Max.
		72″	102″		

Semi-Custom	APC	BO	CC	ES	FCE	FDBS	FH	FI	FIMD	FO	ID	IF	IME	MFE	MD	MH	MW	P	PCE	RD	RTK	TKA	VTK	WBR	WCM	WS	WTR
FOL/TOL	▲	●				▲		●	●	●		●				●			▲					●			●
INS	▲	●				▲		●	●	●		●				●			▲					●			●

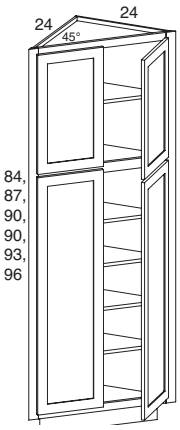

TAC248424
TAC248724
TAC249024
TAC249324
TAC249624

4 Doors w/o center mullion,
5 Full depth adj. shelves

- **Toe kick shipped unattached**
- For Inverted Frame option, toe kick is shipped unattached

WIDTH		HEIGHT		DEPTH	
Min.	Max.	Min.	Max.	Min.	Max.
		72″	102″		

Semi-Custom	APC	BO	CC	ES	FCE	FDBS	FH	FI	FIMD	FO	ID	IF	IME	MFE	MD	MH	MW	P	PCE	RD	RTK	TKA	VTK	WBR	WCM	WS	WTR
FOL/TOL	▲	●				▲		●	●	●		●				●			▲					●			●
INS	▲	●				▲		●	●	●		●				●			▲					●			●

TALL RETURN ANGLE CABINETS

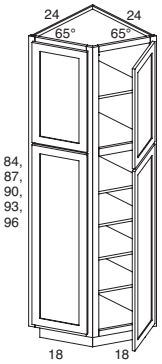

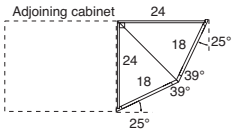

TRA248424
TRA248724
TRA249024
TRA249324
TRA249624

4 Doors,
5 Full depth adj. shelves

- Ends are unfinished
- For angles, see diagram
- **Toe kick shipped unattached**
- WBRAV, WBRSFV and WBRCV are not available

WIDTH		HEIGHT		DEPTH	
Min.	Max.	Min.	Max.	Min.	Max.
		72″	102″		

Semi-Custom	APC	BO	CC	ES	FCE	FDBS	FH	FI	FIMD	FO	ID	IF	IME	MFE	MD	MH	MW	P	PCE	RD	RTK	TKA	VTK	WBR	WCM	WS	WTR
FOL/TOL	▲					▲		●		●		●				●			▲					●			●
INS	▲					▲		●		●		●				●			▲					●			●

ANGLE TALL CABINETS

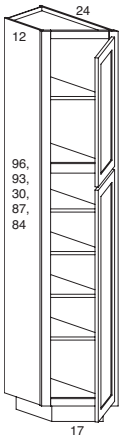

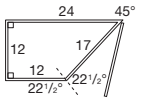

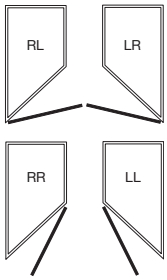

ATC1284L L/R
ATC1284R L/R
ATC1287L L/R
ATC1287R L/R
ATC1290L L/R
ATC1290R L/R
ATC1293L L/R
ATC1293R L/R
ATC1296L L/R
ATC1296R L/R

2 Doors,
5 Full depth adj. shelves

- **Must specify L or R hinge**
- Outside angle is 225˚
- FCE, IME & MFE options available for 12″ side only
- Degrees shown on diagram are for use when cutting moulding
- **INSET:** Not available

WIDTH		HEIGHT		DEPTH	
Min.	Max.	Min.	Max.	Min.	Max.
		72″	102″		

Semi-Custom	APC	BO	CC	ES	FCE	FDBS	FH	FI	FIMD	FO	ID	IF	IME	MFE	MD	MH	MW	P	PCE	RD	RTK	TKA	VTK	WBR	WCM	WS	WTR
FOL/TOL	●				●	▲		●		●		●	●	●		●			●					●			●

DESIGN IDEA

Tall open shelf cabinets can be created in the field by stacking a Wall Open Shelf Cabinet on top of a Base Open Shelf Cabinet. Below are some examples to show which combinations reach the common heights of 84″, 90″ and 96″. Increased Depth and Reduced Depth options are available.

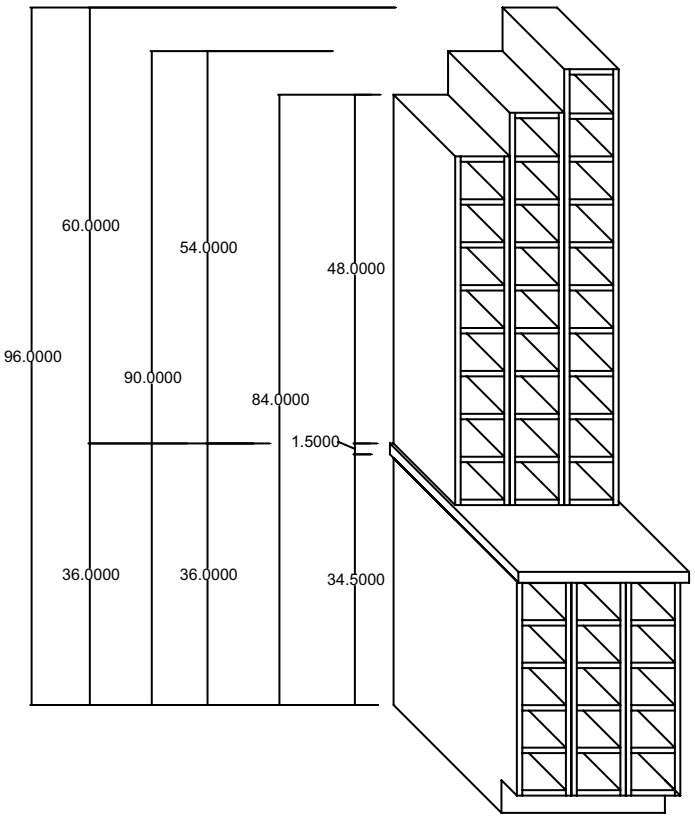

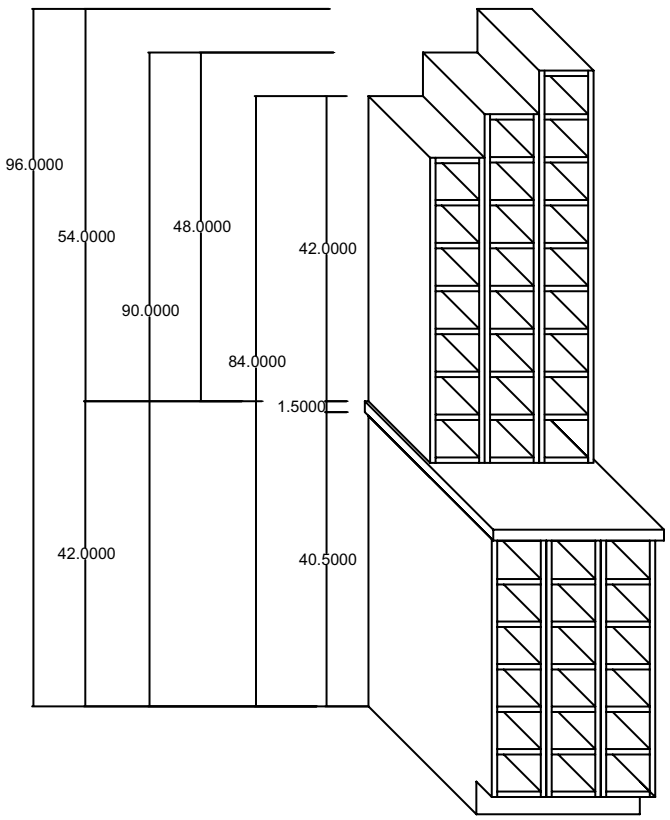

TALL WHATNOT SHELVES

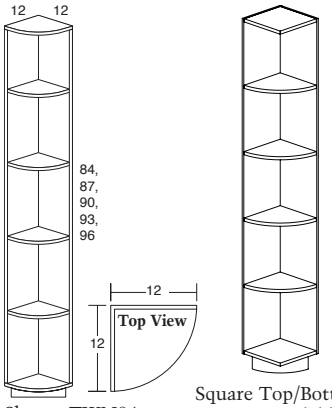

Shown TWN84

Square Top/Bottom Option Available

TWN84 (6 Shelves) including top and bottom
TWN87 (7 Shelves)
TWN90 (7 Shelves)
TWN93 (7 Shelves)
TWN96 (7 Shelves)

- Square Top and Bottom Shelf available under Semi-Custom Program
- **Matching toe kick shipped unattached**
- End panels are ½″ plywood
- 15″ space between shelves for the TWN84
- 12⅞″ space between shelves for the TWN87
- 13⅜″ space between shelves for the TWN90
- 13⅞″ space between shelves for the TWN93
- 14⅜″ space between shelves for the TWN96
- **Finish techniques are not included**
- **For Thermofoil door styles, cabinet shelves are thermofoiled fiberboard**
- **For MDF door styles, shelves are painted maple**

TALL END SHELVES

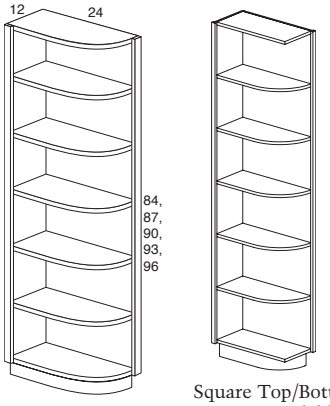

Shown TES96

Square Top/Bottom Option Available

TES84 (6 Shelves) including top and bottom
TES87 (7 Shelves)
TES90 (7 Shelves)
TES93 (7 Shelves)
TES96 (7 Shelves)

- Square Top and Bottom Shelf is available under Semi-Custom Program
- **Matching toe kick shipped unattached**
- Cabinet has a 1⅛″ stile on each side and ½″ plywood end panels
- 15″ space between shelves for the TES84
- 12⅞″ space between shelves for the TES87
- 13⅜″ space between shelves for the TES90
- 13⅞″ space between shelves for the TES93
- 14⅜″ space between shelves for the TES96
- **Finish techniques are not included**
- **For Thermofoil door styles, shelves are thermofoiled fiberboard**
- **For MDF door styles, shelves are painted maple**

SQUARE TALL WHATNOT SHELVES

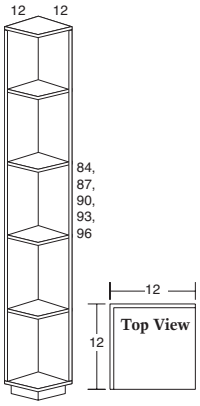

Shown STWN84

STWN84 (6 Shelves) including top and bottom
STWN87 (7 Shelves)
STWN90 (7 Shelves)
STWN93 (7 Shelves)
STWN96 (7 Shelves)

- **Matching toe kick shipped unattached**
- End panels are ½″ plywood
- 15″ space between shelves for the STWN84
- 12⅞″ space between shelves for the STWN87
- 13⅜″ space between shelves for the STWN90
- 13⅞″ space between shelves for the STWN93
- 14⅜″ space between shelves for the STWN96
- **Finish techniques are not included**
- **For Thermofoil door styles, shelves are thermofoiled fiberboard**
- **For MDF door styles, shelves are painted maple**

SQUARE TALL END SHELVES

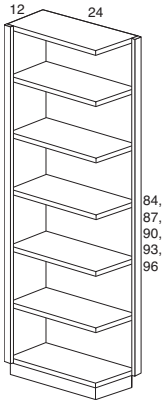

Shown STES96

STES84 (6 Shelves) including top and bottom
STES87 (7 Shelves)
STES90 (7 Shelves)
STES93 (7 Shelves)
STES96 (7 Shelves)

- **Matching toe kick shipped unattached**
- Cabinet has a 1⅛″ stile on each side and ½″ plywood end panels
- 15″ space between shelves for the STES84
- 12⅞″ space between shelves for the STES87
- 13⅜″ space between shelves for the STES90
- 13⅞″ space between shelves for the STES93
- 14⅜″ space between shelves for the STES96
- **Finish techniques are not included**
- **For Thermofoil door styles, shelves are thermofoiled fiberboard**
- **For MDF door styles, shelves are painted maple**

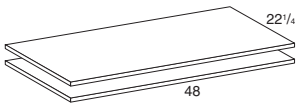

Peninsula Plywood Shelf Kit

PPS48KIT

- Includes 2 shelves and shelf clips
- ¾″ Veneered plywood with a natural finish
- Edge banded on one side
- Fits standard wall and base cabinets
- **Not available in MDF and Thermofoil door styles**
- More sizes available in the Replacement Shelves section

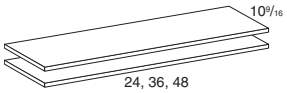

Plywood Shelf Kit

PS24KIT
PS36KIT
PS48KIT

- Includes 2 shelves and shelf clips
- ¾″ Veneered plywood with a natural finish
- Edge banded on 2 sides
- Fits standard peninsula base cabinets
- **Not available in MDF and Thermofoil door styles**
- More sizes available in the Replacement Shelves section

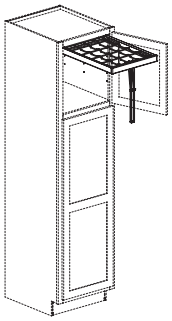

FR **Hanging Pot and Pan Organizer**

HPPO21

- Kit includes mounting hardware and six hooks with rubber grips
- Fits 21″ wide utilities only
- Installs into top section of 21″ wide utilities

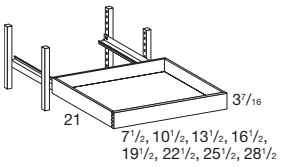

FR **24″ Deep Dovetail Full Extension Soft Close Sliding Shelf**

SSDSC1224 (for U128424, U128724, U129024, U129324, U129624, U1210224)
SSDSC1524 (for U158424, U158724, U159024, U159324,
ISSDSC1524 U159624, U1510224)
SSDSC1824 (for U188424, U188724, U189024, U189324,
ISSDSC1824 U189624, U1810224)
SSDSC2124 (for U218424, U218724, U219024, U219324,
ISSDSC2124 U219624, U2110224)
SSDSC2424 (for U248424, U248724, U249024, U249324,
ISSDSC2424 U249624, U2410224)
SSDSC2724 (for U278424, U278724, U279024, U279324,
ISSDSC2724 U279624, U2710224)
SSDSC3024WCM (for U308424, U308724, U309024, U309324,
ISSDSC3024WCM U309624, U3010224)
SSDSC3324WCM (for U338424, U338724, U339024, U339324,
ISSDSC3324WCM U339624, U3310224)
SSDSC3624WCM (for U368424, U368724, U369024, U369324,
ISSDSC3624WCM U369624, U3610224)

- Includes one solid wood dovetail sliding shelf with soft close undermount slides, four mounting supports and attachment hardware
- **INSET:** Use codes beginning with "I". If installing more than one ISSDSC in a cabinet, it requires a full depth shelf for attachment.

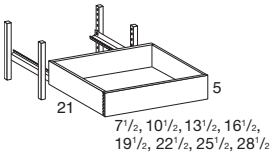

5″ High, 24″ Deep Dovetail Soft Close Sliding Shelf

SSDSC1224-5 (for U128424, U128724, U129024, U129324, U129624, U1210224)
SSDSC1524-5 (for U158424, U158724, U159024, U159324,
ISSDSC1524-5 U159624, U1510224)
SSDSC1824-5 (for U188424, U188724, U189024, U189324,
ISSDSC1824-5 U189624, U1810224)
SSDSC2124-5 (for U218424, U218724, U219024, U219324,
ISSDSC2124-5 U219624, U2110224)
SSDSC2424-5 (for U248424, U248724, U249024, U249324,
ISSDSC2424-5 U249624, U2410224)
SSDSC2724-5 (for U278424, U278724, U279024, U279324,
ISSDSC2724-5 U279624, U2710224)
SSDSC3024WCM-5 (for U308424, U308724, U309024, U309324,
ISSDSC3024WCM-5 U309624, U3010224)
SSDSC3324WCM-5 (for U338424, U338724, U339024, U339324,
ISSDSC3324WCM-5 U339624, U3310224)
SSDSC3624WCM-5 (for U368424, U368724, U369024, U369324,
ISSDSC3624WCM-5 U369624, U3610224)

- Includes one solid wood dovetail sliding shelf with soft close undermount slides, four mounting supports and attachment hardware
- **INSET:** Use codes beginning with "I". If installing more than one ISSDSC in a cabinet, it requires a full depth shelf for attachment.

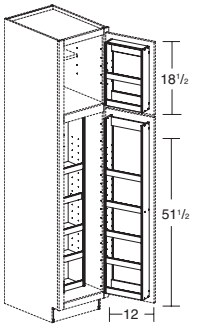

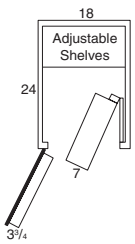

Pantry Storage Kit

PSK18 (for U188424, U188724, U189024, U189324, U189624, U1810224)

- If kit is installed in a cabinet adjacent to a wall, use a 6″ filler for door to open fully
- Plywood kit with adjustable shelves
- **When installing PSK18 in a U188424 cabinet, the top shelf must be trimmed to ¾″ depth to install top pantry**
- **When installing PSK18 in 87″, 90″, 93″, 96″ and 102″ high Utility Cabinets, top of kit will not extend to the full height of door**
- **INSET:** Not available

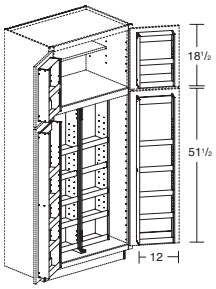

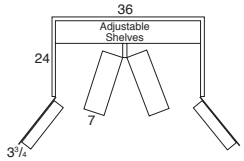

PSK36 (for U368424, U368724, U369024, U369324, U369624, U3610224)

- If kit is installed in cabinet adjacent to a wall, use a 6″ filler for door to open fully
- Plywood kit with adjustable shelves
- **When installing PSK36 in a U368424 cabinet, the top shelf must be trimmed to ¾″ depth to install top pantry**
- **When installing PSK36 in 87″, 90″, 93″, 96″ and 102″ high Utility Cabinets, top of kit will not extend to the full height of door**
- **INSET:** Not available

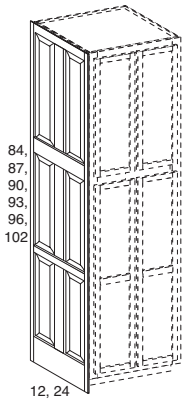

Cope and Tenon
One Piece

Matching Tall End Panel

MTEP1284	**MTEP2496**
IMTEP1284	**IMTEP2496**
MTEP1287	**MTEP24102**
IMTEP1287	**IMTEP24102**
MTEP1290	**MTEP2484D3**
IMTEP1290	**IMTEP2484D3**
MTEP1293	**MTEP2487D3**
IMTEP1293	**IMTEP2487D3**
MTEP1296	**MTEP2490D3**
IMTEP1296	**IMTEP2490D3**
MTEP12102	**MTEP2493D3**
IMTEP12102	**IMTEP2493D3**
MTEP2484	**MTEP2496D3**
IMTEP2484	**IMTEP2496D3**
MTEP2487	
IMTEP2487	
MTEP2490	
IMTEP2490	
MTEP2493	
IMTEP2493	

- All MTEPs are square on top and bottom edges
- Top center panels will match arch/cathedral door styles
- ¾″ Solid wood construction with spacers on back to compensate for the face frame scribe
- TOL door styles have a decorative profile on the sides
- FOL door styles have a matching door edge profile on sides and are designed to flush with the face frame of the cabinet
- Geneva/Venice/Napa/Sonoma/Savannah/Harmony/Hawthorne/Monterey/Sydney have a mitered profile
- **End panels less than 24″ wide have three vertical panels instead of six**
- **Barcelona and Milan are slabs with separate toe kick**
- **For Thermofoil door styles, Matching End Panels are thermofoiled fiberboard**
- **For MDF door styles, Matching End Panels are painted MDF**
- **INSET:** Use codes beginning with "I"

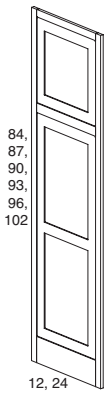

Inset Design
One Piece

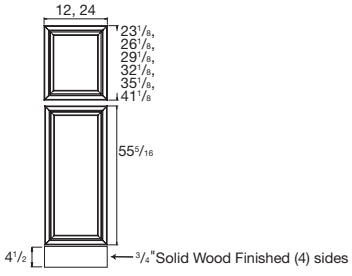

Miter/Slab
Three Pieces

WIDTH		HEIGHT		DEPTH	
Min.	Max.	Min.	Max.	Min.	Max.

Semi-Custom	APC	BO	CC	ES	FCE	FDBS	FH	FI	FIMD	FO	ID	IF	IME	MFE	MD	MH	MW	P	PCE	RD	RTK	TKA	VTK	WBR	WCM	WS	WTR
FOL/TOL											●	●								●							
INS											●	●								●							

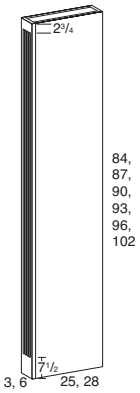

Fluted Tall Pilaster

FP84T	**FP684T**
FP84T27	**FP684T27**
FP87T	**FP687T**
FP87T27	**FP687T27**
FP90T	**FP690T**
FP90T27	**FP690T27**
FP93T	**FP693T**
FP93T27	**FP693T27**
FP96T	**FP696T**
FP96T27	**FP696T27**
FP102T	**FP6102T**
FP102T27	**FP6102T27**

- ¾″ Solid wood fronts
- Back, top and bottom are ½″ unfinished plywood
- Sides are ½″ finished plywood
- 3″ wide has 4 flutes and 6″ wide has 8 flutes
- When ID/RD option is chosen, pilasters are built to the specified depth (i.e. RD16 will be 16″ deep)
- **For MDF and Thermofoil door styles, pilasters are painted maple**

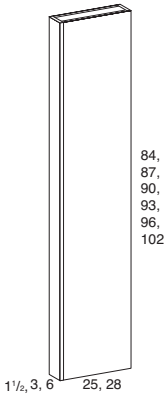

Plain Tall Pilaster

PP1.584T	**PP84T**	**PP684T**
PP1.584T27	**PP84T27**	**PP684T27**
PP1.587T	**PP87T**	**PP687T**
PP1.587T27	**PP87T27**	**PP687T27**
PP1.590T	**PP90T**	**PP690T**
PP1.590T27	**PP90T27**	**PP690T27**
PP1.593T	**PP93T**	**PP693T**
PP1.593T27	**PP93T27**	**PP693T27**
PP1.596T	**PP96T**	**PP696T**
PP1.596T27	**PP96T27**	**PP696T27**
PP1.5102T	**PP102T**	**PP6102T**
PP1.5102T27	**PP102T27**	**PP6102T27**

- ¾″ Solid wood fronts
- Back, top and bottom are ½″ unfinished plywood
- Sides are ½″ finished plywood
- When ID/RD option is chosen, pilasters are built to the specified depth (i.e. RD16 will be 16″ deep)
- **Finish techniques are not included**
- **For MDF and Thermofoil door styles, pilasters are painted maple**

	WIDTH		HEIGHT		DEPTH	
	Min.	Max.	Min.	Max.	Min.	Max.

Semi-Custom	APC	BO	CC	ES	FCE	FDBS	FH	FI	FIMD	FO	ID	IF	IME	MFE	MD	MH	MW	P	PCE	RD	RTK	TKA	VTK	WBR	WCM	WS	WTR
FOL/TOL	▲				▲						●			▲					▲	●							
INS	▲				▲						●			▲					▲	●							

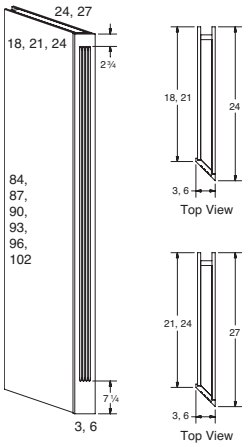

Left Shown

Angle Fluted Tall Pilaster

AFP84TL	**AFP684TL**
AFP84TR	**AFP684TR**
AFP84T27L	**AFP684T27L**
AFP84T27R	**AFP684T27R**
AFP87TL	**AFP687TL**
AFP87TR	**AFP687TR**
AFP87T27L	**AFP687T27L**
AFP87T27R	**AFP687T27R**
AFP90TL	**AFP690TL**
AFP90TR	**AFP690TR**
AFP90T27L	**AFP690T27L**
AFP90T27R	**AFP690T27R**
AFP93TL	**AFP693TL**
AFP93TR	**AFP693TR**
AFP93T27L	**AFP693T27L**
AFP93T27R	**AFP693T27R**
AFP96TL	**AFP696TL**
AFP96TR	**AFP696TR**
AFP96T27L	**AFP696T27L**
AFP96T27R	**AFP696T27R**
AFP102TL	**AFP6102TL**
AFP102TR	**AFP6102TR**
AFP102T27L	**AFP6102T27L**
AFP102T27R	**AFP6102T27R**

- ¾″ Solid wood fronts
- Back, top and bottom are ½″ unfinished plywood
- Finished on front and short side only
- 3″ wide has 4 flutes and 6″ wide has 8 flutes
- Short side available with FCE option
- When ID/RD option is chosen, pilasters are built to the specified depth (i.e. RD16 will be 16″ deep)
- **For MDF and Thermofoil door styles, pilasters are painted maple**

	WIDTH		HEIGHT		DEPTH	
	Min.	Max.	Min.	Max.	Min.	Max.

Semi-Custom	APC	BO	CC	ES	FCE	FDBS	FH	FI	FIMD	FO	ID	IF	IME	MFE	MD	MH	MW	P	PCE	RD	RTK	TKA	VTK	WBR	WCM	WS	WTR
FOL/TOL	▲				●						●			▲					▲	●							
INS	▲				●						●			▲					▲	●							

UTILITY ACCESSORIES (continued)

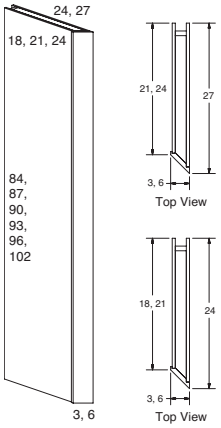

Left Shown

Angle Plain Tall Pilaster

APP84TL	**APP684TL**
APP84TR	**APP684TR**
APP84T27L	**APP684T27L**
APP84T27R	**APP684T27R**
APP87TL	**APP687TL**
APP87TR	**APP687TR**
APP87T27L	**APP687T27L**
APP87T27R	**APP687T27R**
APP90TL	**APP690TL**
APP90TR	**APP690TR**
APP90T27L	**APP690T27L**
APP90T27R	**APP690T27R**
APP93TL	**APP693TL**
APP93TR	**APP693TR**
APP93T27L	**APP693T27L**
APP93T27R	**APP693T27R**
APP96TL	**APP696TL**
APP96TR	**APP696TR**
APP96T27L	**APP696T27L**
APP96T27R	**APP696T27R**
APP102TL	**APP6102TL**
APP102TR	**APP6102TR**
APP102T27L	**APP6102T27L**
APP102T27R	**APP6102T27R**

- ¾″ Solid wood fronts
- Back, top and bottom are ½″ unfinished plywood
- Finished on front and short side only
- Short side available with FCE option
- When ID/RD option is chosen, pilasters are built to the specified depth (i.e. RD16 will be 16″ deep)
- **Finish techniques are not included**
- **For MDF and Thermofoil door styles, pilasters are painted maple**

WIDTH		HEIGHT		DEPTH	
Min.	Max.	Min.	Max.	Min.	Max.

Semi-Custom	APC	BO	CC	ES	FCE	FDBS	FH	FI	FIMD	FO	ID	IF	IME	MFE	MD	MH	MW	P	PCE	RD	RTK	TKA	VTK	WBR	WCM	WS	WTR
FOL/TOL	▲				●						●			▲					▲	●							
INS	▲				●						●			▲					▲	●							

SINGLE OVEN CABINETS

Note: If using a self-cleaning oven, be sure Thermofoil doors are a minimum 3″ away from edge of oven. Toe kicks shipped attached for all 84″ - 102″ high cabinets. To order with toe kick shipped unattached specify TKU with item code (For example, SO279024 TKU). See Semi-Custom Program for additional details.

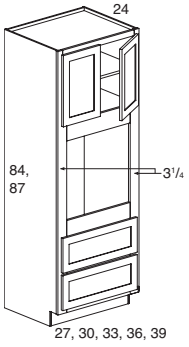

84″ & 87″ High Single Oven Cabinet

SO278424	**2 Drawers,**
SO308424	**2 Doors w/o center mullion,**
SO338424	**1 Full depth adj. shelf,**
SO368424	**1 Shelf brace for oven**
SO398424	
SO278724	
SO308724	
SO338724	
SO368724	
SO398724	

- Toe kick shipped attached
- **INSET:** Not available in 39″ widths; will have 1¾″ stiles; it is recommended to use a 30″ wide cabinet for a 30″ oven; 36″ wide is available in Inset only

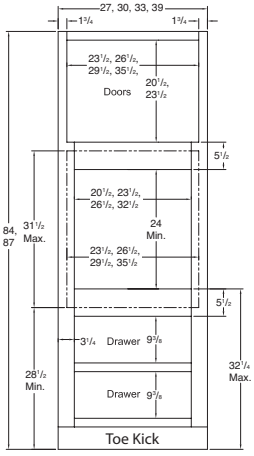

TOL & FOL

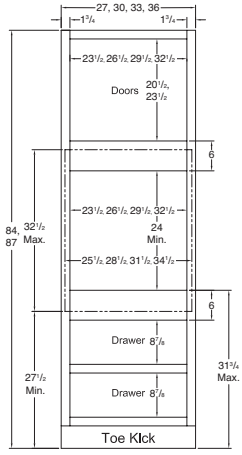

INS

WIDTH		HEIGHT		DEPTH	
Min.	Max.	Min.	Max.	Min.	Max.
24¼″	39″	72″	87″	24″	30″

Semi-Custom	APC	BO	CC	ES	FCE	FDBS	FH	FI	FIMD	FO	ID	IF	IME	MFE	MD	MH	MW	P	PCE	RD	RTK	TKA	VTK	WBR	WCM	WS	WTR
FOL/TOL	●	●	●	●	●			●	●	●	●		●	●	●	●	●		●		●	▲	●	●	▲	●	●
INS	●	●	●	●	●			●	●	●	●			●	●	●	●		●		●	▲	●	●	▲	●	●

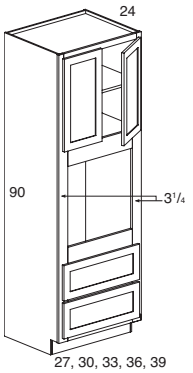

90″ High Single Oven Cabinet

SO279024
SO309024
SO339024
SO369024
SO399024

2 Drawers,
2 Doors w/o center mullion,
1 Full depth adj. shelf,
1 Shelf brace for oven

- Toe kick shipped attached
  INSET: Not available in 39″ widths; will have 1¾″ stiles; it is recommended to use a 30″ wide cabinet for a 30″ oven; 36″ wide is available in Inset only

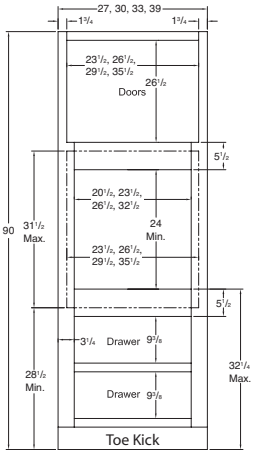

TOL & FOL

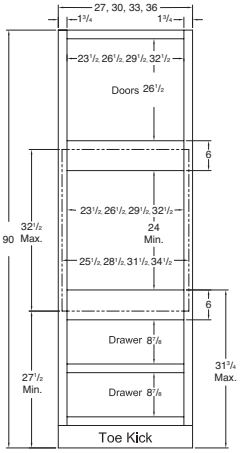

INS

WIDTH		HEIGHT		DEPTH	
Min.	Max.	Min.	Max.	Min.	Max.
24¼″	39″	87¼″	90″	24″	30″

Semi-Custom	APC	BO	CC	ES	FCE	FDBS	FH	FI	FIMD	FO	ID	IF	IME	MFE	MD	MH	MW	P	PCE	RD	RTK	TKA	VTK	WBR	WCM	WS	WTR
FOL/TOL	●	●	●	●	●			●	●	●	●		●	●	●	●	●		●		●	▲	●	●	▲	●	●
INS	●	●	●	●	●			●	●	●	●			●	●	●	●		●		●	▲	●	●	▲	●	●

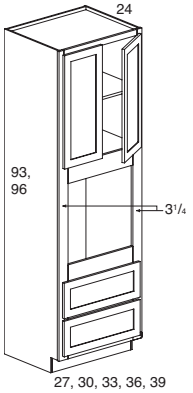

93″ & 96″ High Single Oven Cabinet

SO279324
SO309324
SO339324
SO369324
SO399324

SO279624
SO309624
SO339624
SO369624
SO399624

2 Drawers,
2 Doors w/o center mullion,
1 Full depth adj. shelf,
1 Shelf brace for oven

- Toe kick shipped attached
- **INSET:** Not available in 39″ widths; will have 1¾″ stiles; it is recommended to use a 30″ wide cabinet for a 30″ oven; 36″ wide is available in Inset only

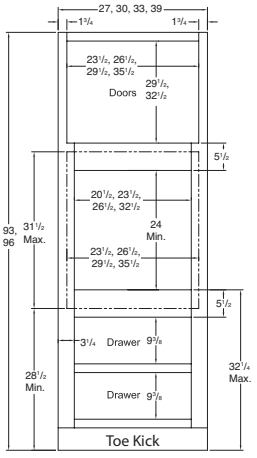

TOL & FOL

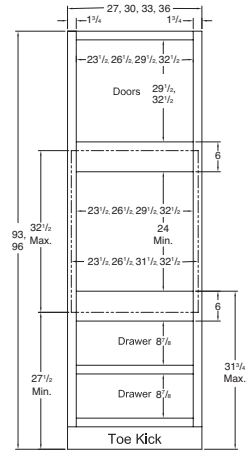

INS

WIDTH		HEIGHT		DEPTH	
Min.	Max.	Min.	Max.	Min.	Max.
24¼″	39″	90¼″	96″	24″	30″

Semi-Custom	APC	BO	CC	ES	FCE	FDBS	FH	FI	FIMD	FO	ID	IF	IME	MFE	MD	MH	MW	P	PCE	RD	RTK	TKA	VTK	WBR	WCM	WS	WTR
FOL/TOL	●	●	●	●	●			●	●	●	●		●	●	●	●	●		●		●	▲	●	●	▲	●	●
INS	●	●	●	●	●			●	●	●	●			●	●	●	●		●		●	▲	●	●	▲	●	●

SINGLE OVEN CABINETS (continued)

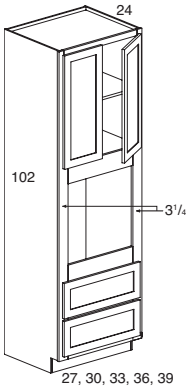

102″ High Single Oven Cabinet

SO2710224
SO3010224
SO3310224
SO3610224
SO3910224

2 Drawers,
2 Doors w/o center mullion,
1 Full depth adj. shelf,
1 Shelf brace for oven

- Toe kick shipped attached
- **INSET:** Not available in 39″ widths; will have 1¾″ stiles; it is recommended to use a 30″ wide cabinet for a 30″ oven; 36″ wide is available in Inset only

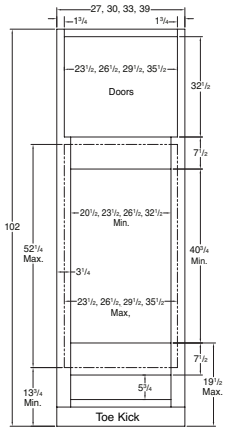

TOL & FOL

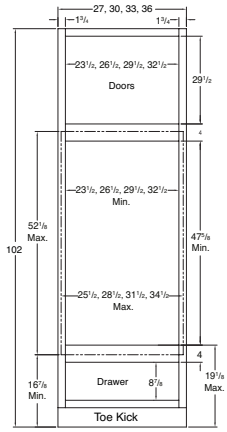

INS

WIDTH		HEIGHT		DEPTH	
Min.	Max.	Min.	Max.	Min.	Max.
24¼″	39″	96¼″	102″	24″	30″

Semi-Custom	APC	BO	CC	ES	FCE	FDBS	FH	FI	FIMD	FO	ID	IF	IME	MFE	MD	MH	MW	P	PCE	RD	RTK	TKA	VTK	WBR	WCM	WS	WTR
FOL/TOL	●	●	●	●	●			●	●	●	●		●	●	●	●	●		●		●	▲	●	●	▲	●	
INS	●	●	●	●	●			●	●	●	●			●	●	●	●		●		●	▲	●	●	▲	●	

SINGLE OVEN CABINETS WITH DOORS

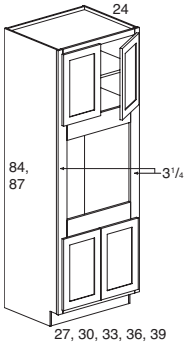

84″ & 87″ High Single Oven Cabinets with Doors

SOD278424
SOD308424
SOD338424
SOD368424
SOD398424

SOD278724
SOD308724
SOD338724
SOD368724
SOD398724

4 Doors w/o center mullion,
1 Full depth adj. shelf,
1 Shelf brace for oven

- Toe kick shipped attached
- **INSET:** Not available in 39″ widths; will have 1¾″ stiles; it is recommended to use a 30″ wide cabinet for a 30″ oven; 36″ wide is available in Inset only

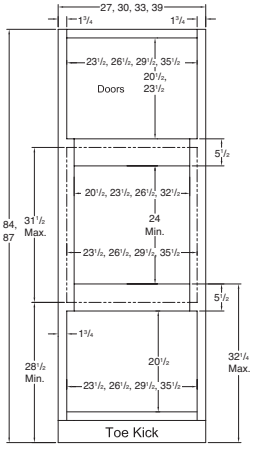

TOL & FOL

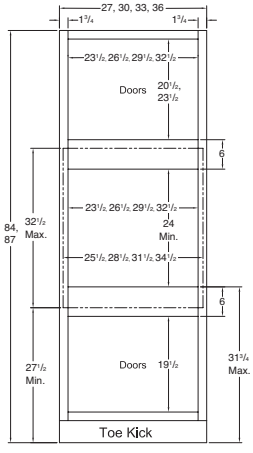

INS

WIDTH		HEIGHT		DEPTH	
Min.	Max.	Min.	Max.	Min.	Max.
24¼″	39″	72″	87″	24″	30″

Semi-Custom	APC	BO	CC	ES	FCE	FDBS	FH	FI	FIMD	FO	ID	IF	IME	MFE	MD	MH	MW	P	PCE	RD	RTK	TKA	VTK	WBR	WCM	WS	WTR
FOL/TOL	●	●	●	●	●			●	●	●	●		●	●	●	●	●		●		●	▲	●	●	▲	●	●
INS	●	●	●	●	●			●	●	●	●			●	●	●	●		●		●	▲	●	●	▲	●	●

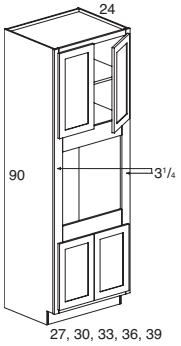

90″ High Single Oven Cabinets with Doors

SOD279024
SOD309024
SOD339024
SOD369024
SOD399024

4 Doors w/o center mullion,
1 Full depth adj. shelf,
1 Shelf brace for oven

- Toe kick shipped attached
- **INSET:** Not available in 39″ widths; will have 1¾″ stiles; it is recommended to use a 30″ wide cabinet for a 30″ oven; 36″ wide is available in Inset only

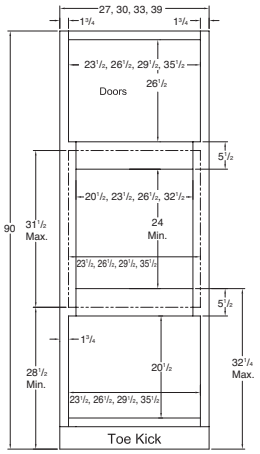

TOL & FOL

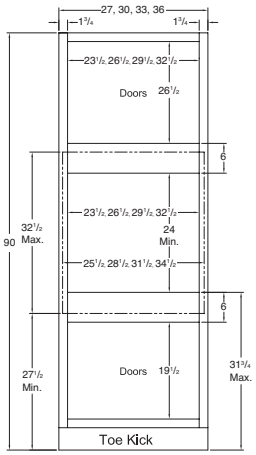

INS

WIDTH		HEIGHT		DEPTH	
Min.	Max.	Min.	Max.	Min.	Max.
24¼″	39″	87¼″	90″	24″	30″

Semi-Custom	APC	BO	CC	ES	FCE	FDBS	FH	FI	FIMD	FO	ID	IF	IME	MFE	MD	MH	MW	P	PCE	RD	RTK	TKA	VTK	WBR	WCM	WS	WTR
FOL/TOL	●	●	●	●	●			●	●	●	●		●	●	●	●	●		●		●	▲	●	●	▲	●	●
INS	●	●	●	●	●			●	●	●	●			●	●	●	●		●		●	▲	●	●	▲	●	●

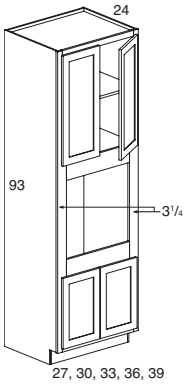

93″ High Single Oven Cabinets with Doors

SOD279324
SOD309324
SOD339324
SOD369324
SOD399324

4 Doors w/o center mullion,
1 Full depth adj. shelf,
1 Shelf brace for oven

- Toe kick shipped attached
- **INSET:** Not available in 39″ widths; will have 1¾″ stiles; it is recommended to use a 30″ wide cabinet for a 30″ oven; 36″ wide is available in Inset only

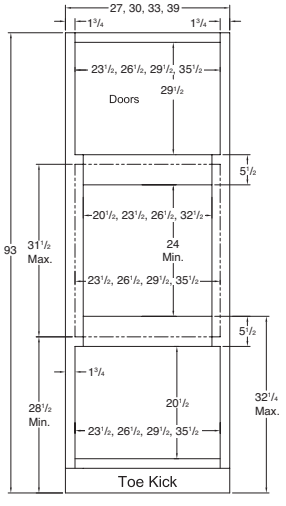

TOL & FOL

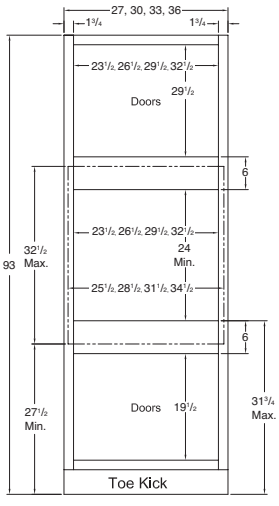

INS

WIDTH		HEIGHT		DEPTH	
Min.	Max.	Min.	Max.	Min.	Max.
24¼″	39″	90¼″	93″	24″	30″

Semi-Custom	APC	BO	CC	ES	FCE	FDBS	FH	FI	FIMD	FO	ID	IF	IME	MFE	MD	MH	MW	P	PCE	RD	RTK	TKA	VTK	WBR	WCM	WS	WTR
FOL/TOL	●	●	●	●	●			●	●	●	●		●	●	●	●	●		●		●	▲	●	●	▲	●	●
INS	●	●	●	●	●			●	●	●	●			●	●	●	●		●		●	▲	●	●	▲	●	●

SINGLE OVEN CABINETS WITH DOORS (continued)

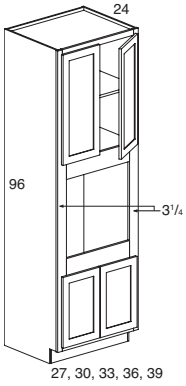

96" High Single Oven Cabinets with Doors

SOD279624
SOD309624
SOD339624
SOD369624
SOD399624

4 Doors w/o center mullion,
1 Full depth adj. shelf,
1 Shelf brace for oven

- Toe kick shipped attached
- **INSET:** Not available in 39" widths; will have 1¾" stiles; it is recommended to use a 30" wide cabinet for a 30" oven; 36" wide is available in Inset only

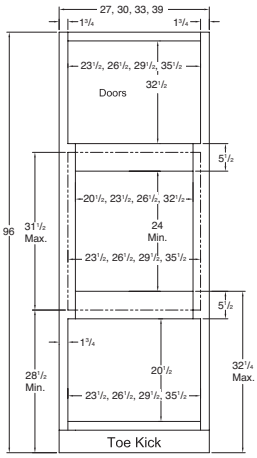

TOL & FOL

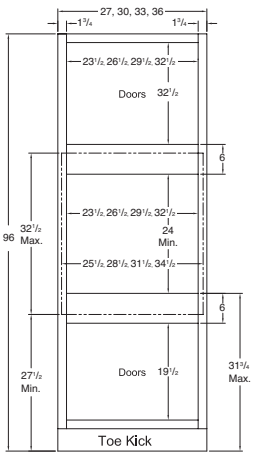

INS

WIDTH		HEIGHT		DEPTH	
Min.	Max.	Min.	Max.	Min.	Max.
24¼"	39"	93¼"	102"	24"	30"

Semi-Custom	APC	BO	CC	ES	FCE	FDBS	FH	FI	FIMD	FO	ID	IF	IME	MFE	MD	MH	MW	P	PCE	RD	RTK	TKA	VTK	WBR	WCM	WS	WTR
FOL/TOL	●	●	●	●	●			●	●	●	●		●	●	●	●	●		●		●	▲	●	●	▲	●	●
INS	●	●	●	●	●			●	●	●	●			●	●	●	●		●		●	▲	●	●	▲	●	●

DOUBLE OVEN CABINETS

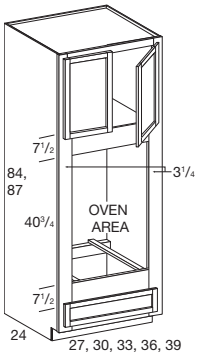

84" & 87" High Double Oven Cabinet

DO278424
DO308424
DO338424
DO368424
DO398424

DO278724
DO308724
DO338724
DO368724
DO398724

1 Drawer,
2 Doors w/o center mullion,
1 Shelf brace for oven

- Toe kick shipped attached
- Wide Top Rail Reduced Opening available only in 3" for 84" high
- **INSET:** Not available in 39" widths; will have 1¾" stiles; it is recommended to use a 30" wide cabinet for a 30" oven; 36" wide is available in Inset only

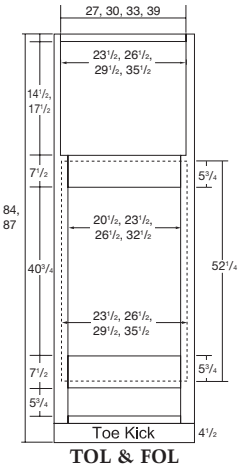

TOL & FOL

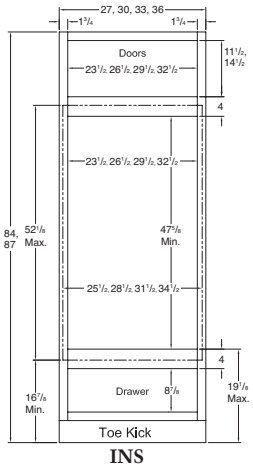

INS

WIDTH		HEIGHT		DEPTH	
Min.	Max.	Min.	Max.	Min.	Max.
24¼"	39"	72"	87"	24"	30"

Semi-Custom	APC	BO	CC	ES	FCE	FDBS	FH	FI	FIMD	FO	ID	IF	IME	MFE	MD	MH	MW	P	PCE	RD	RTK	TKA	VTK	WBR	WCM	WS	WTR
FOL/TOL	●	●	●	●	●			●	●	●	●		●	●	●	●	●		●		●	▲	●	●	▲	●	●
INS	●	●	●	●	●			●	●	●	●			●	●	●	●		●		●	▲	●	●	▲	●	●

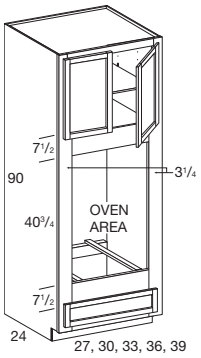

90″ High Double Oven Cabinet

DO279024
DO309024
DO339024
DO369024
DO399024

1 Drawer,
2 Doors w/o center mullion,
1 Full depth adj. shelf,
1 Shelf brace for oven

- Toe kick shipped attached
- **INSET:** Not available in 39″ widths; will have 1¾″ stiles; it is recommended to use a 30″ wide cabinet for a 30″ oven; 36″ wide is available in Inset only

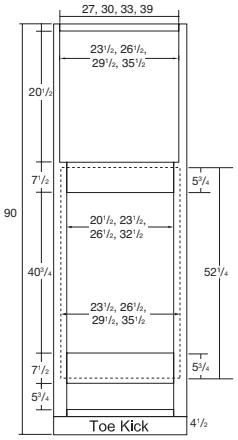

TOL & FOL

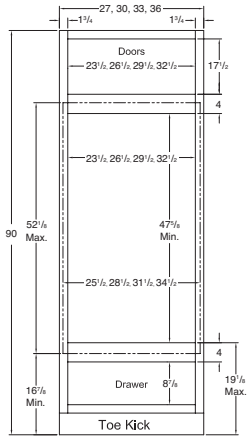

INS

WIDTH		HEIGHT		DEPTH	
Min.	Max.	Min.	Max.	Min.	Max.
24¼″	39″	87¼″	90″	24″	30″

Semi-Custom	APC	BO	CC	ES	FCE	FDBS	FH	FI	FIMD	FO	ID	IF	IME	MFE	MD	MH	MW	P	PCE	RD	RTK	TKA	VTK	WBR	WCM	WS	WTR
FOL/TOL	●	●	●	●	●			●	●	●	●		●	●	●	●	●		●		●	▲	●	●	▲	●	●
INS	●	●	●	●	●			●	●	●	●			●	●	●	●		●		●	▲	●	●	▲	●	●

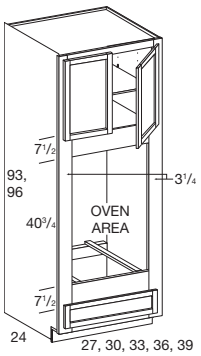

93″ & 96″ High Double Oven Cabinet

DO279324
DO309324
DO339324
DO369324
DO399324
DO279624
DO309624
DO339624
DO369624
DO399624

1 Drawer,
2 Doors w/o center mullion,
1 Full depth adj. shelf,
1 Shelf brace for oven

- Toe kick shipped attached
- **INSET:** Not available in 39″ widths; will have 1¾″ stiles; it is recommended to use a 30″ wide cabinet for a 30″ oven; 36″ wide is available in Inset only

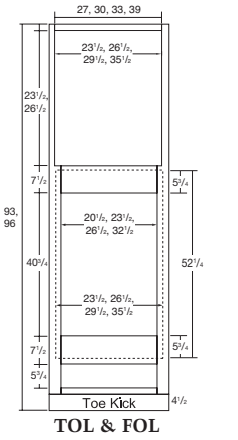

TOL & FOL

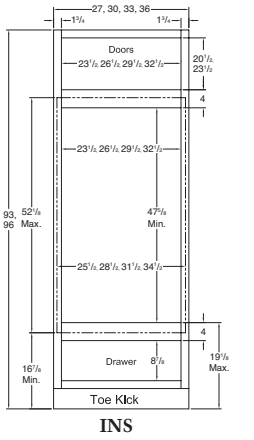

INS

WIDTH		HEIGHT		DEPTH	
Min.	Max.	Min.	Max.	Min.	Max.
24¼″	39″	90¼″	96″	24″	30″

Semi-Custom	APC	BO	CC	ES	FCE	FDBS	FH	FI	FIMD	FO	ID	IF	IME	MFE	MD	MH	MW	P	PCE	RD	RTK	TKA	VTK	WBR	WCM	WS	WTR
FOL/TOL	●	●	●	●	●			●	●	●	●		●	●	●	●	●		●		●	▲	●	●	▲	●	●
INS	●	●	●	●	●			●	●	●	●			●	●	●	●		●		●	▲	●	●	▲	●	●

DOUBLE OVEN CABINETS (continued)

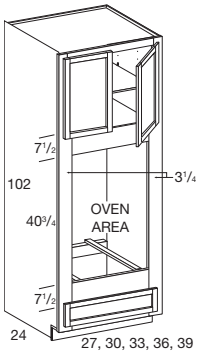

102″ High Double Oven Cabinet

DO2710224
DO3010224
DO3310224
DO3610224
DO3910224

1 Drawer,
2 Doors w/o center mullion,
1 Full depth adj. shelf,
1 Shelf brace for oven

- Toe kick shipped attached
- **INSET:** Not available in 39″ widths; will have 1¾″ stiles; it is recommended to use a 30″ wide cabinet for a 30″ oven; 36″ wide is available in Inset only

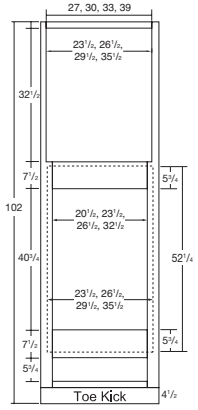

TOL & FOL

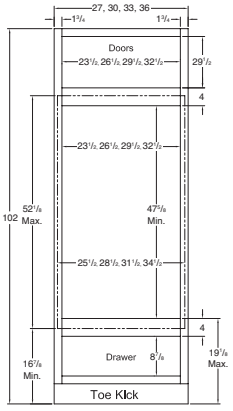

INS

WIDTH		HEIGHT		DEPTH	
Min.	Max.	Min.	Max.	Min.	Max.
24¼″	39″	96¼″	102″	24″	30″

Semi-Custom	APC	BO	CC	ES	FCE	FDBS	FH	FI	FIMD	FO	ID	IF	IME	MFE	MD	MH	MW	P	PCE	RD	RTK	TKA	VTK	WBR	WCM	WS	WTR
FOL/TOL	●	●	●	●	●			●	●	●	●		●	●	●	●	●		●		●	▲	●	●	▲	●	
INS	●	●	●	●	●			●	●	●	●			●	●	●	●		●		●	▲	●	●	▲	●	

DOUBLE OVEN WARMING DRAWER COMBINATION CABINETS

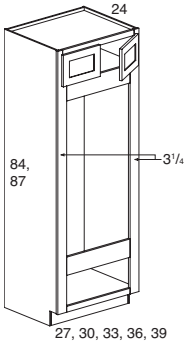

84″ & 87″ High Double Oven Warming Drawer Combination Cabinet

DOWD278424
DOWD308424
DOWD338424
DOWD368424
DOWD398424

DOWD278724
DOWD308724
DOWD338724
DOWD368724
DOWD398724

2 Doors w/o center mullion,
1 Shelf brace for oven

- Toe kick shipped attached
- 84″ High not available with Wide Top Rail Reduced Opening or FIMD options
- Wide Top Rail Reduced Opening available only in 3″ for 87″ high
- **INSET:** Not available in 39″ widths; will have 1¾″ stiles; it is recommended to use a 30″ wide cabinet for a 30″ oven; 27″ & 36″ wide are available in Inset only

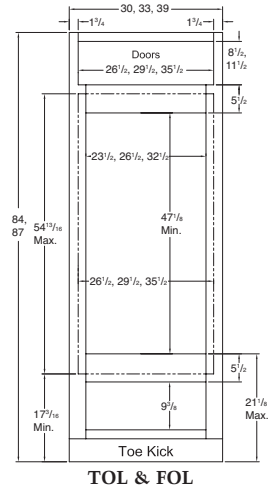

TOL & FOL

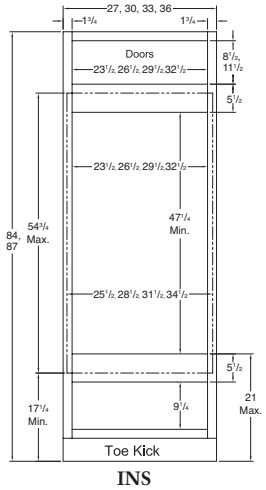

INS

WIDTH		HEIGHT		DEPTH	
Min.	Max.	Min.	Max.	Min.	Max.
24¼″	39″	72″	87″	24″	30″

Semi-Custom	APC	BO	CC	ES	FCE	FDBS	FH	FI	FIMD	FO	ID	IF	IME	MFE	MD	MH	MW	P	PCE	RD	RTK	TKA	VTK	WBR	WCM	WS	WTR
FOL/TOL	●	●	●	●	●			●	●	●	●		●	●	●	●	●		●		●	▲	●	●	▲	●	●
INS	●	●	●	●	●			●	●	●	●			●	●	●	●		●		●	▲	●	●	▲	●	●

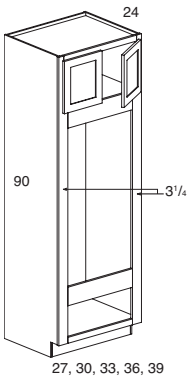

90″ High Double Oven Warming Drawer Combination Cabinet

DOWD279024
DOWD309024
DOWD339024
DOWD369024
DOWD399024

2 Doors w/o center mullion, 1 Shelf brace for oven

- Toe kick shipped attached
- **INSET:** Not available in 39″ widths; will have 1¾″ stiles; it is recommended to use a 30″ wide cabinet for a 30″ oven; 27″ & 36″ wide are available in Inset only

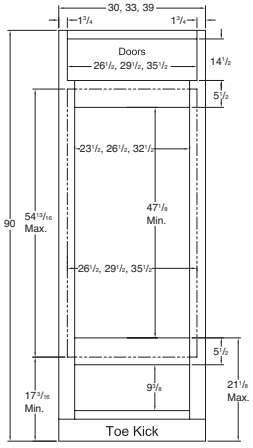

TOL & FOL

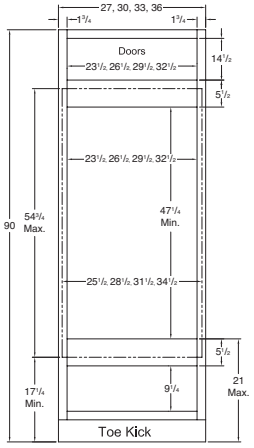

INS

WIDTH		HEIGHT		DEPTH	
Min.	Max.	Min.	Max.	Min.	Max.
24¼″	39″	87¼″	90″	24″	30″

Semi-Custom	APC	BO	CC	ES	FCE	FDBS	FH	FI	FIMD	FO	ID	IF	IME	MFE	MD	MH	MW	P	PCE	RD	RTK	TKA	VTK	WBR	WCM	WS	WTR
FOL/TOL	●	●	●	●	●			●	●	●	●		●	●	●	●	●		●		●	▲	●	●	▲	●	●
INS	●	●	●	●	●			●	●	●	●			●	●	●	●		●		●	▲	●	●	▲	●	●

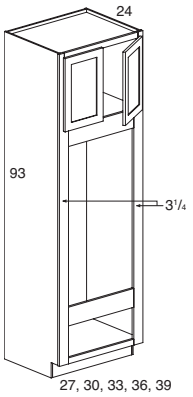

93″ High Double Oven Warming Drawer Combination Cabinet

DOWD279324
DOWD309324
DOWD339324
DOWD369324
DOWD399324

2 Doors w/o center mullion, 1 Shelf brace for oven

- Toe kick shipped attached
- **INSET:** Not available in 39″ widths; will have 1¾″ stiles; it is recommended to use a 30″ wide cabinet for a 30″ oven; 27″ & 36″ wide are available in Inset only

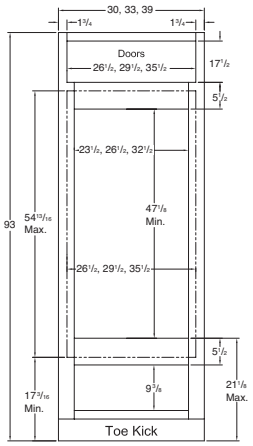

TOL & FOL

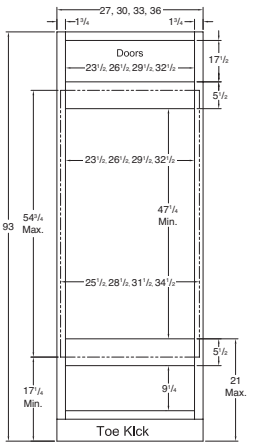

INS

WIDTH		HEIGHT		DEPTH	
Min.	Max.	Min.	Max.	Min.	Max.
24¼″	39″	90¼″	93″	24″	30″

Semi-Custom	APC	BO	CC	ES	FCE	FDBS	FH	FI	FIMD	FO	ID	IF	IME	MFE	MD	MH	MW	P	PCE	RD	RTK	TKA	VTK	WBR	WCM	WS	WTR
FOL/TOL	●	●	●	●	●			●	●	●	●		●	●	●	●	●		●		●	▲	●	●	▲	●	●
INS	●	●	●	●	●			●	●	●	●			●	●	●	●		●		●	▲	●	●	▲	●	●

DOUBLE OVEN WARMING DRAWER COMBINATION CABINETS (continued)

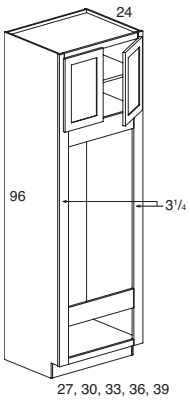

96" High Double Oven Warming Drawer Combination Cabinet

DOWD279624
DOWD309624
DOWD339624
DOWD369624
DOWD399624

2 Doors w/o center mullion,
1 Full depth adj. shelf,
1 Shelf brace for oven

- Toe kick shipped attached
- **INSET:** Not available in 39" widths; will have 1¾" stiles; it is recommended to use a 30" wide cabinet for a 30" oven; 27" & 36" wide are available in Inset only

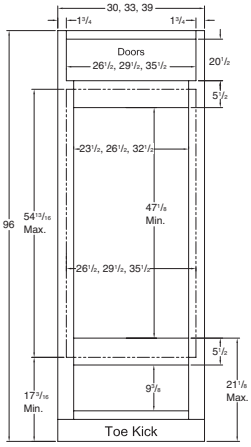

TOL & FOL

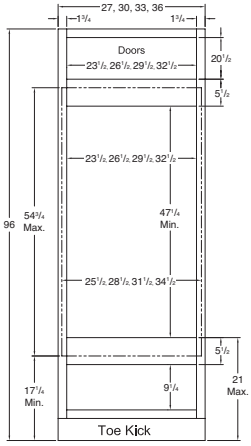

INS

WIDTH		HEIGHT		DEPTH	
Min.	Max.	Min.	Max.	Min.	Max.
24¼"	39"	93¼"	102"	24"	30"

Semi-Custom	APC	BO	CC	ES	FCE	FDBS	FH	FI	FIMD	FO	ID	IF	IME	MFE	MD	MH	MW	P	PCE	RD	RTK	TKA	VTK	WBR	WCM	WS	WTR
FOL/TOL	●	●	●	●	●			●	●	●	●		●	●	●	●	●		●		●	▲	●	●	▲	●	●
INS	●	●	●	●	●			●	●	●	●			●	●	●	●		●		●	▲	●	●	▲	●	●

TRIPLE OVEN CABINETS

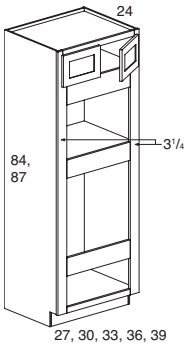

84" & 87" High Triple Oven Cabinet

TO278424
TO308424
TO338424
TO368424
TO398424

TO278724
TO308724
TO338724
TO368724
TO398724

2 Doors w/o center mullion,
1 Shelf brace for oven

- Toe kick shipped attached
- FIM option applies to microwave area only
- FI, FIMD, etc. applies to entire cabinet interior
- 84" High not available with Wide Top Rail Reduced Opening or FIMD options
- Wide Top Rail Reduced Opening available only in 3" for 87" high
- **INSET:** Not available in 39" widths; will have 1¾" stiles; it is recommended to use a 30" wide cabinet for a 30" oven; 27" & 36" wide are available in Inset only

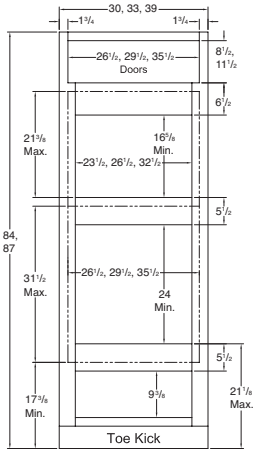

TOL & FOL

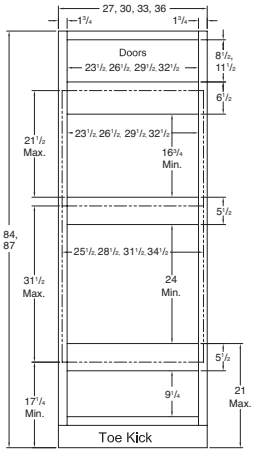

INS

WIDTH		HEIGHT		DEPTH	
Min.	Max.	Min.	Max.	Min.	Max.
24¼"	39"	72"	87"	24"	30"

Semi-Custom	APC	BO	CC	ES	FCE	FDBS	FH	FI	FIMD	FO	ID	IF	IME	MFE	MD	MH	MW	P	PCE	RD	RTK	TKA	VTK	WBR	WCM	WS	WTR
FOL/TOL	●	●	●	●	●			●	●	●	●		●	●	●	●	●		●		●	▲	●	●	▲	●	●
INS	●	●	●	●	●			●	●	●	●			●	●	●	●		●		●	▲	●	●	▲	●	●

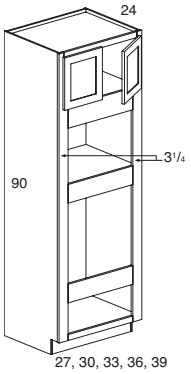

90″ High Triple Oven Cabinet

TO279024
TO309024
TO339024
TO369024
TO399024

2 Doors w/o center mullion, 1 Shelf brace for oven

- Toe kick shipped attached
- FIM option applies to microwave area only
- FI, FIMD, etc. applies to entire cabinet interior
- **INSET:** Not available in 39″ widths; will have 1¾″ stiles; it is recommended to use a 30″ wide cabinet for a 30″ oven; 27″ & 36″ wide are available in Inset only

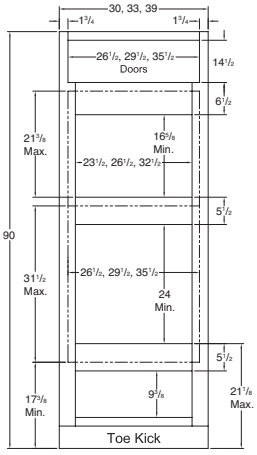

TOL & FOL

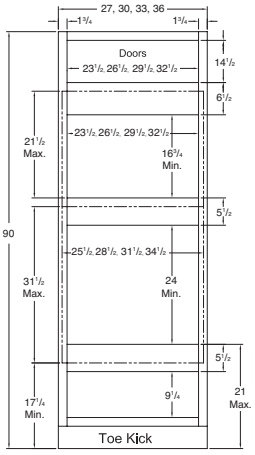

INS

WIDTH		HEIGHT		DEPTH	
Min.	Max.	Min.	Max.	Min.	Max.
24¼″	39″	87¼″	90″	24″	30″

Semi-Custom	APC	BO	CC	ES	FCE	FDBS	FH	FI	FIMD	FO	ID	IF	IME	MFE	MD	MH	MW	P	PCE	RD	RTK	TKA	VTK	WBR	WCM	WS	WTR
FOL/TOL	●	●	●	●	●			●	●	●	●		●	●	●	●	●		●		●	▲	●	●	▲	●	●
INS	●	●	●	●	●			●	●	●	●			●	●	●	●		●		●	▲	●	●	▲	●	●

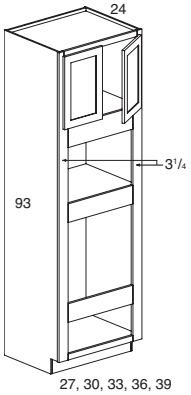

93″ High Triple Oven Cabinet

TO279324
TO309324
TO339324
TO369324
TO399324

2 Doors w/o center mullion, 1 Shelf brace for oven

- Toe kick shipped attached
- FIM option applies to microwave area only
- FI, FIMD, etc. applies to entire cabinet interior
- **INSET:** Not available in 39″ widths; will have 1¾″ stiles; it is recommended to use a 30″ wide cabinet for a 30″ oven; 27″ & 36″ wide are available in Inset only

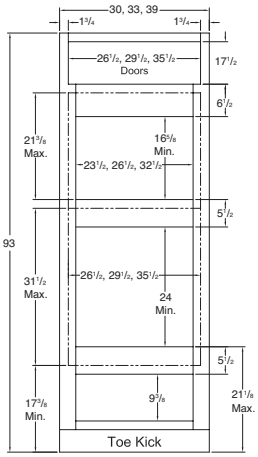

TOL & FOL

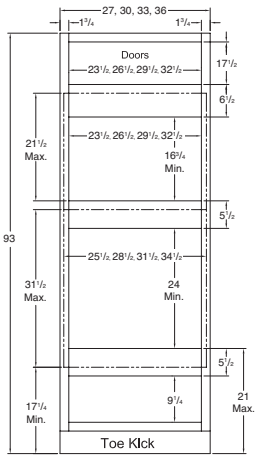

INS

WIDTH		HEIGHT		DEPTH	
Min.	Max.	Min.	Max.	Min.	Max.
24¼″	39″	90¼″	93″	24″	30″

Semi-Custom	APC	BO	CC	ES	FCE	FDBS	FH	FI	FIMD	FO	ID	IF	IME	MFE	MD	MH	MW	P	PCE	RD	RTK	TKA	VTK	WBR	WCM	WS	WTR
FOL/TOL	●	●	●	●	●			●	●	●	●		●	●	●	●	●		●		●	▲	●	●	▲	●	●
INS	●	●	●	●	●			●	●	●	●			●	●	●	●		●		●	▲	●	●	▲	●	●

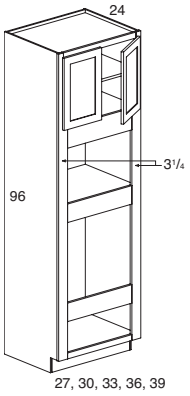

96" High Triple Oven Cabinet

TO279624
TO309624
TO339624
TO369624
TO399624

2 Doors w/o center mullion,
1 Full depth adj. shelf,
1 Shelf brace for oven

- Toe kick shipped attached
- FIM option applies to microwave area only
- FI, FIMD, etc. applies to entire cabinet interior
- **INSET:** Not available in 39" widths; will have 1¾" stiles; it is recommended to use a 30" wide cabinet for a 30" oven; 27" & 36" wide are available in Inset only

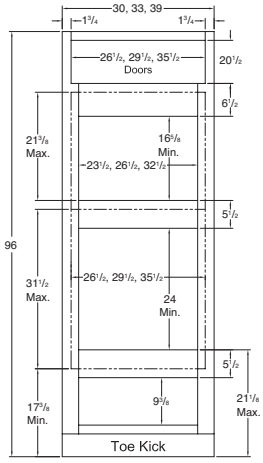

TOL & FOL

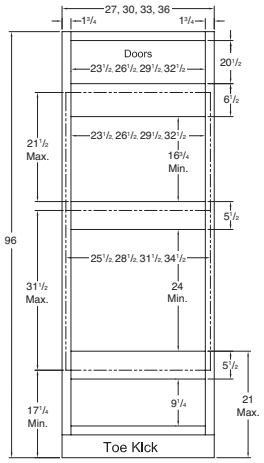

INS

WIDTH		HEIGHT		DEPTH	
Min.	Max.	Min.	Max.	Min.	Max.
24¼"	39"	93¼"	96"	24"	30"

Semi-Custom	APC	BO	CC	ES	FCE	FDBS	FH	FI	FIMD	FO	ID	IF	IME	MFE	MD	MH	MW	P	PCE	RD	RTK	TKA	VTK	WBR	WCM	WS	WTR
FOL/TOL	●	●	●	●	●			●	●	●	●		●	●	●	●	●		●		●	▲	●	●	▲	●	●
INS	●	●	●	●	●			●	●	●	●			●	●	●	●		●		●	▲	●	●	▲	●	●

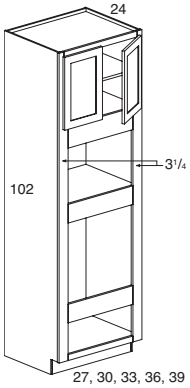

102" High Triple Oven Cabinet

TO2710224
TO3010224
TO3310224
TO3610224
TO3910224

2 Doors w/o center mullion,
1 Full depth adj. shelf,
1 Shelf brace for oven

- Toe kick shipped attached
- FIM option applies to microwave area only
- FI, FIMD, etc. applies to entire cabinet interior
- **INSET:** Not available in 39" widths; will have 1¾" stiles; it is recommended to use a 30" wide cabinet for a 30" oven; 27" & 36" wide are available in Inset only

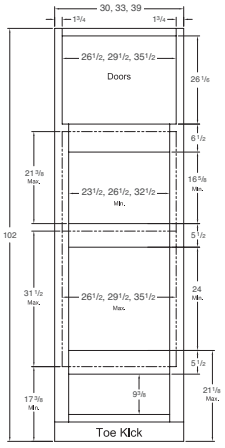

TOL & FOL

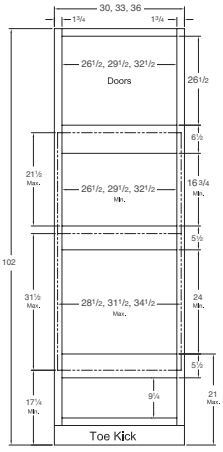

INS

WIDTH		HEIGHT		DEPTH	
Min.	Max.	Min.	Max.	Min.	Max.
24¼"	39"	96¼"	102"	24"	30"

Semi-Custom	APC	BO	CC	ES	FCE	FDBS	FH	FI	FIMD	FO	ID	IF	IME	MFE	MD	MH	MW	P	PCE	RD	RTK	TKA	VTK	WBR	WCM	WS	WTR
FOL/TOL	●	●	●	●	●			●	●	●	●		●	●	●	●	●		●		●	▲	●	●	▲	●	
INS	●	●	●	●	●			●	●	●	●			●	●	●	●		●		●	▲	●	●	▲	●	

MICROWAVE OVEN COMBINATION CABINETS

Oven Panels are not available. Order fillers for trimming, if needed. Toe kicks shipped attached for all 84" - 102" high cabinets. To order with toe kick shipped unattached specify TKU with item code (For example, MO279024 TKU). See Semi-Custom Program for additional details.

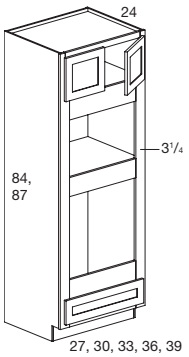

84" & 87" High Microwave Oven Combination Cabinet

MO278424
MO308424
MO338424
MO368424
MO398424

MO278724
MO308724
MO338724
MO368724
MO398724

1 Drawer,
2 Doors w/o center mullion

- Toe kick shipped attached
- FIM option applies to microwave area only
- FI, FIMD, etc. applies to entire cabinet interior
- Wide Top Rail Reduced Opening available only in 3" for 84" high
- **INSET:** Not available in 39" widths; will have 1¾" stiles; it is recommended to use a 30" wide cabinet for a 30" oven; 36" wide is available in Inset only

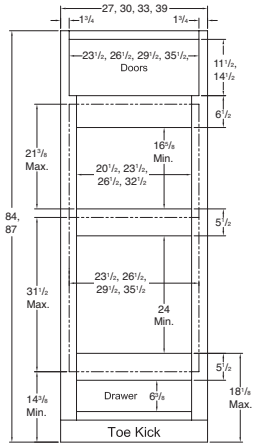

TOL & FOL

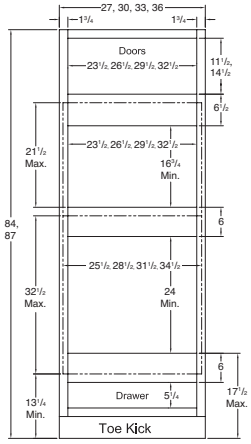

INS

WIDTH		HEIGHT		DEPTH	
Min.	Max.	Min.	Max.	Min.	Max.
24¼"	39"	72"	87"	24"	30"

Semi-Custom	APC	BO	CC	ES	FCE	FDBS	FH	FI	FIMD	FO	ID	IF	IME	MFE	MD	MH	MW	P	PCE	RD	RTK	TKA	VTK	WBR	WCM	WS	WTR
FOL/TOL	●	●	●	●	●			●	●	●	●		●	●	●	●	●		●		●	▲	●	●	▲	●	●
INS	●	●	●	●	●			●	●	●	●			●	●	●	●		●		●	▲	●	●	▲	●	●

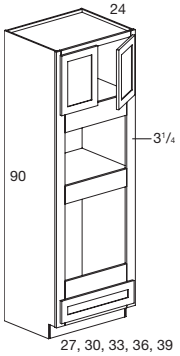

90" High Microwave Oven Combination Cabinet

MO279024
MO309024
MO339024
MO369024
MO399024

1 Drawer,
2 Doors w/o center mullion

- Toe kick shipped attached
- FIM option applies to microwave area only
- FI, FIMD, etc. applies to entire cabinet interior
- **INSET:** Not available in 39" widths; will have 1¾" stiles; it is recommended to use a 30" wide cabinet for a 30" oven; 36" wide is available in Inset only

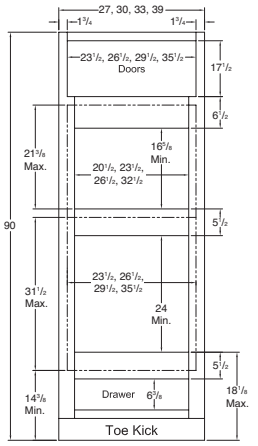

TOL & FOL

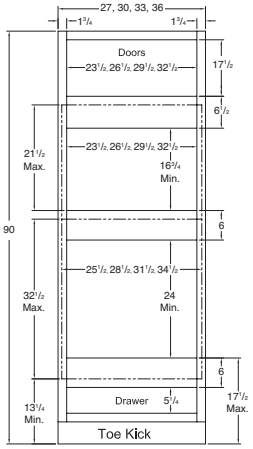

INS

WIDTH		HEIGHT		DEPTH	
Min.	Max.	Min.	Max.	Min.	Max.
24¼"	39"	87¼"	90"	24"	30"

Semi-Custom	APC	BO	CC	ES	FCE	FDBS	FH	FI	FIMD	FO	ID	IF	IME	MFE	MD	MH	MW	P	PCE	RD	RTK	TKA	VTK	WBR	WCM	WS	WTR
FOL/TOL	●	●	●	●	●			●	●	●	●		●	●	●	●	●		●		●	▲	●	●	▲	●	●
INS	●	●	●	●	●			●	●	●	●			●	●	●	●		●		●	▲	●	●	▲	●	●

MICROWAVE OVEN COMBINATION CABINETS (continued)

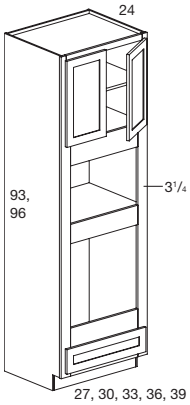

93" & 96" High Microwave Oven Combination Cabinet

MO279324
MO309324
MO339324
MO369324
MO399324

MO279624
MO309624
MO339624
MO369624
MO399624

1 Drawer,
2 Doors w/o center mullion,
1 Full depth adj. shelf

- Toe kick shipped attached
- FIM option applies to microwave area only
- FI, FIMD, etc. applies to entire cabinet interior
- **INSET:** Not available in 39" widths; will have 1¾" stiles; it is recommended to use a 30" wide cabinet for a 30" oven; 36" wide is available in Inset only

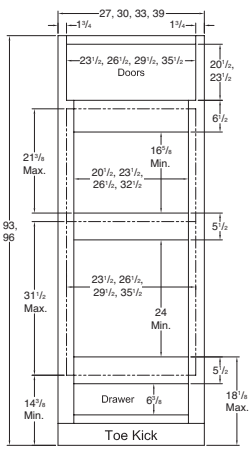

TOL & FOL

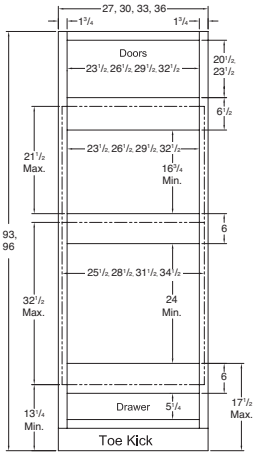

INS

WIDTH		HEIGHT		DEPTH	
Min.	Max.	Min.	Max.	Min.	Max.
24¼"	39"	90¼"	102"	24"	30"

Semi-Custom	APC	BO	CC	ES	FCE	FDBS	FH	FI	FIMD	FO	ID	IF	IME	MFE	MD	MH	MW	P	PCE	RD	RTK	TKA	VTK	WBR	WCM	WS	WTR
FOL/TOL	●	●	●	●	●			●	●	●	●		●	●	●	●	●		●		●	▲	●	●	▲	●	●
INS	●	●	●	●	●			●	●	●	●			●	●	●	●		●		●	▲	●	●	▲	●	●

TALL MICROWAVE CABINETS

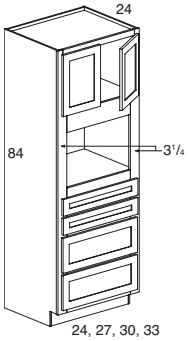

84" High Tall Microwave Cabinet

TMC248424
TMC278424
TMC308424
TMC338424

4 Drawers,
2 Doors w/o center mullion

- Toe kick shipped attached
- FIM option applies to microwave area only
- FI, FIMD, etc. applies to entire cabinet interior
- Top Drawer Fronts will not line up with adjacent cabinetry
- **INSET:** Not available in 33" widths; will have 1¾" stiles; 24" wide is available in Inset only

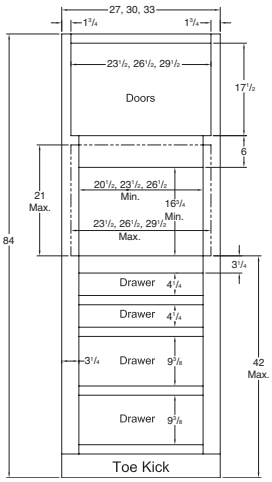

TOL & FOL

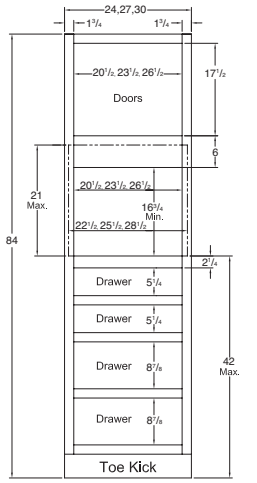

INS

WIDTH		HEIGHT		DEPTH	
Min.	Max.	Min.	Max.	Min.	Max.
21¼"	33"	72"	84"	21"	30"

Semi-Custom	APC	BO	CC	ES	FCE	FDBS	FH	FI	FIMD	FO	ID	IF	IME	MFE	MD	MH	MW	P	PCE	RD	RTK	TKA	VTK	WBR	WCM	WS	WTR
FOL/TOL	●	●	●	●	●			●	●	●	●		●	●	●	●	●		●		●	▲	●	●	▲	●	●
INS	●	●	●	●	●			●	●	●	●			●	●	●	●		●		●	▲	●	●	▲	●	●

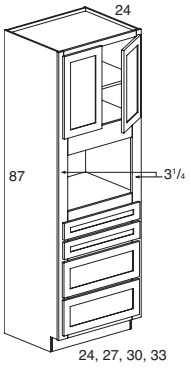

87″ High Tall Microwave Cabinet

TMC248724
TMC278724
TMC308724
TMC338724

4 Drawers,
2 Doors w/o center mullion,
1 Full depth adj. shelf

- Toe kick shipped attached
- FIM option applies to microwave area only
- FI, FIMD, etc. applies to entire cabinet interior
- Top Drawer Fronts will not line up with adjacent cabinetry
- **INSET:** Not available in 33″ widths; will have 1¾″ stiles; 24″ wide is available in Inset only

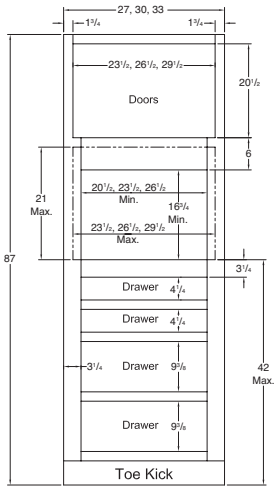

TOL & FOL

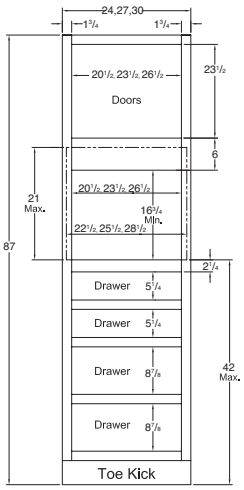

INS

WIDTH		HEIGHT		DEPTH	
Min.	Max.	Min.	Max.	Min.	Max.
21¼″	33″	84¼″	87″	21″	30″

Semi-Custom	APC	BO	CC	ES	FCE	FDBS	FH	FI	FIMD	FO	ID	IF	IME	MFE	MD	MH	MW	P	PCE	RD	RTK	TKA	VTK	WBR	WCM	WS	WTR
FOL/TOL	●	●	●	●	●			●	●	●	●		●	●	●	●	●		●		●	▲	●	●	▲	●	●
INS	●	●	●	●	●			●	●	●	●			●	●	●	●		●		●	▲	●	●	▲	●	●

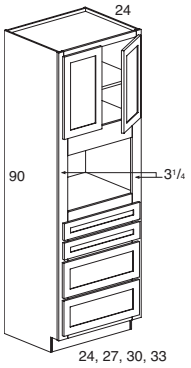

90″ High Tall Microwave Cabinet

TMC249024
TMC279024
TMC309024
TMC339024

4 Drawers,
2 Doors w/o center mullion,
1 Full depth adj. shelf

- Toe kick shipped attached
- FIM option applies to microwave area only
- FI, FIMD, etc. applies to entire cabinet interior
- Top Drawer Fronts will not line up with adjacent cabinetry
- **INSET:** Not available in 33″ widths; will have 1¾″ stiles; 24″ wide is available in Inset only

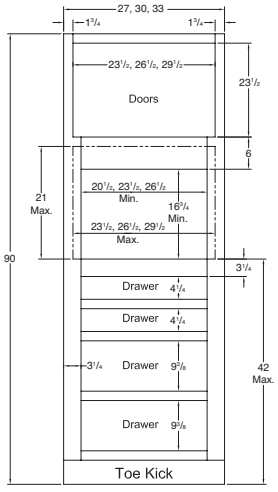

TOL & FOL

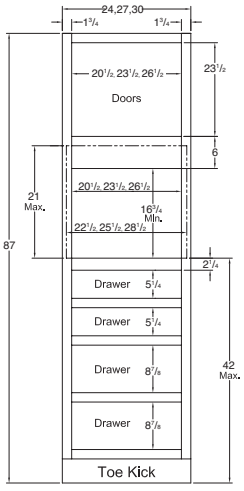

INS

WIDTH		HEIGHT		DEPTH	
Min.	Max.	Min.	Max.	Min.	Max.
21¼″	33″	87¼″	90″	21″	30″

Semi-Custom	APC	BO	CC	ES	FCE	FDBS	FH	FI	FIMD	FO	ID	IF	IME	MFE	MD	MH	MW	P	PCE	RD	RTK	TKA	VTK	WBR	WCM	WS	WTR
FOL/TOL	●	●	●	●	●			●	●	●	●		●	●	●	●	●		●		●	▲	●	●	▲	●	●
INS	●	●	●	●	●			●	●	●	●			●	●	●	●		●		●	▲	●	●	▲	●	●

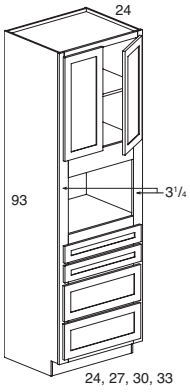

93″ High Tall Microwave Cabinet

TMC249324
TMC279324
TMC309324
TMC339324

4 Drawers,
2 Doors w/o center mullion,
1 Full depth adj. shelf

- Toe kick shipped attached
- FIM option applies to microwave area only
- FI, FIMD, etc. applies to entire cabinet interior
- Top Drawer Fronts will not line up with adjacent cabinetry
- **INSET:** Not available in 33″ widths; will have 1¾″ stiles; 24″ wide is available in Inset only

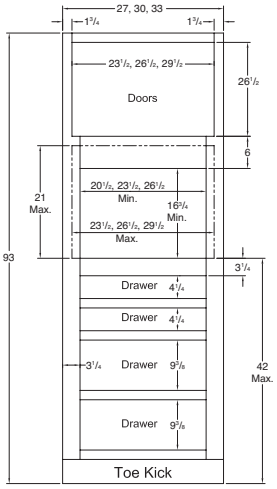

TOL & FOL

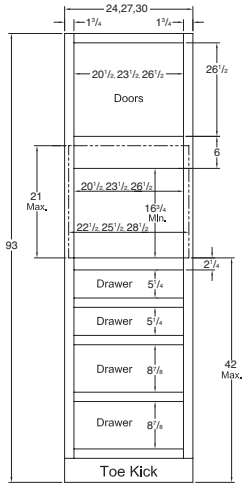

INS

WIDTH		HEIGHT		DEPTH	
Min.	Max.	Min.	Max.	Min.	Max.
21¼″	33″	90¼″	93″	21″	30″

Semi-Custom	APC	BO	CC	ES	FCE	FDBS	FH	FI	FIMD	FO	ID	IF	IME	MFE	MD	MH	MW	P	PCE	RD	RTK	TKA	VTK	WBR	WCM	WS	WTR
FOL/TOL	●	●	●	●	●			●	●	●	●		●	●	●	●	●		●		●	▲	●	●	▲	●	●
INS	●	●	●	●	●			●	●	●	●			●	●	●	●		●		●	▲	●	●	▲	●	●

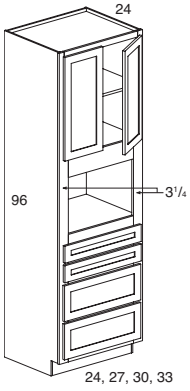

96″ High Tall Microwave Cabinet

TMC249624
TMC279624
TMC309624
TMC339624

4 Drawers,
2 Doors w/o center mullion,
1 Full depth adj. shelf

- Toe kick shipped attached
- FIM option applies to microwave area only
- FI, FIMD, etc. applies to entire cabinet interior
- Top Drawer Fronts will not line up with adjacent cabinetry
- **INSET:** Not available in 33″ widths; will have 1¾″ stiles; 24″ wide is available in Inset only

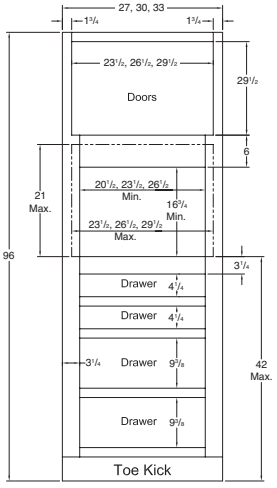

TOL & FOL

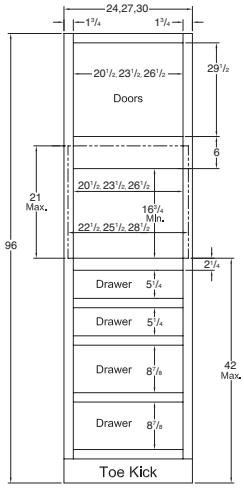

INS

WIDTH		HEIGHT		DEPTH	
Min.	Max.	Min.	Max.	Min.	Max.
21¼″	33″	93¼″	102″	21″	30″

Semi-Custom	APC	BO	CC	ES	FCE	FDBS	FH	FI	FIMD	FO	ID	IF	IME	MFE	MD	MH	MW	P	PCE	RD	RTK	TKA	VTK	WBR	WCM	WS	WTR
FOL/TOL	●	●	●	●	●			●	●	●	●		●	●	●	●	●		●		●	▲	●	●	▲	●	●
INS	●	●	●	●	●			●	●	●	●			●	●	●	●		●		●	▲	●	●	▲	●	●

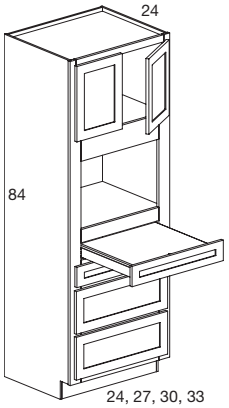

84" High Tall Microwave Cabinet with Table Top Drawer

TMCT248424
TMCT278424
TMCT308424
TMCT338424

1 Pullout Table,
3 Drawers,
2 Doors w/o center mullion

- Toe kick shipped attached
- FIM option applies to microwave area only
- FI, FIMD, etc. applies to entire cabinet interior
- Table Top is removable allowing for hidden storage
- Top Drawer Fronts will not line up with adjacent cabinetry
- **INSET:** Not available in 33" widths; will have 1¾" stiles; 24" wide is available in Inset only

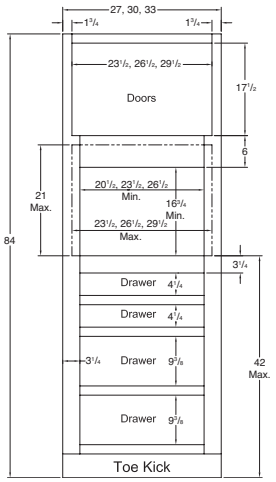

TOL & FOL

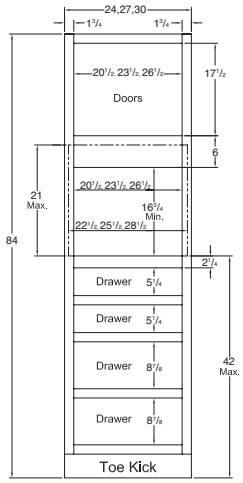

INS

	WIDTH		HEIGHT		DEPTH	
	Min.	Max.	Min.	Max.	Min.	Max.
	21¼"	33"	72"	84"	21"	30"

Semi-Custom	APC	BO	CC	ES	FCE	FDBS	FH	FI	FIMD	FO	ID	IF	IME	MFE	MD	MH	MW	P	PCE	RD	RTK	TKA	VTK	WBR	WCM	WS	WTR
FOL/TOL	●	●	●	●	●			●	●	●	●		●	●	●	●	●		●		●	▲	●	●	▲	●	●
INS	●	●	●	●	●			●	●	●	●			●	●	●	●		●		●	▲	●	●	▲	●	●

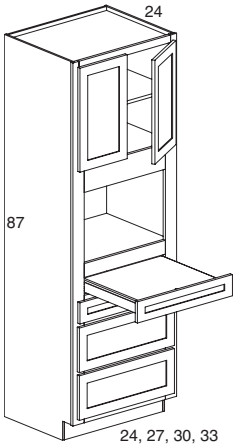

87" High Tall Microwave Cabinet with Table Top Drawer

TMCT248724
TMCT278724
TMCT308724
TMCT338724

1 Pullout Table,
3 Drawers,
2 Doors w/o center mullion,
1 Full depth adj. shelf

- Toe kick shipped attached
- FIM option applies to microwave area only
- FI, FIMD, etc. applies to entire cabinet interior
- Table Top is removable allowing for hidden storage
- Top Drawer Fronts will not line up with adjacent cabinetry
- **INSET:** Not available in 33" widths; will have 1¾" stiles; 24" wide is available in Inset only

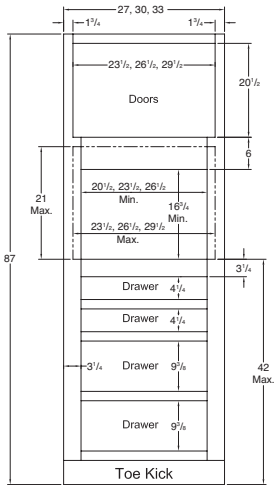

TOL & FOL

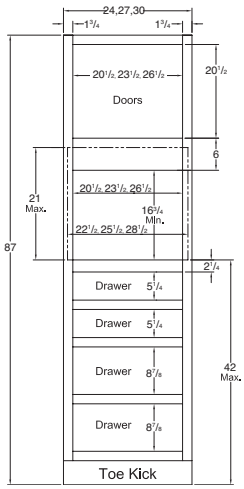

INS

	WIDTH		HEIGHT		DEPTH	
	Min.	Max.	Min.	Max.	Min.	Max.
	21¼"	33"	84¼"	87"	21"	30"

Semi-Custom	APC	BO	CC	ES	FCE	FDBS	FH	FI	FIMD	FO	ID	IF	IME	MFE	MD	MH	MW	P	PCE	RD	RTK	TKA	VTK	WBR	WCM	WS	WTR
FOL/TOL	●	●	●	●	●			●	●	●	●		●	●	●	●	●		●		●	▲	●	●	▲	●	●
INS	●	●	●	●	●			●	●	●	●			●	●	●	●		●		●	▲	●	●	▲	●	●

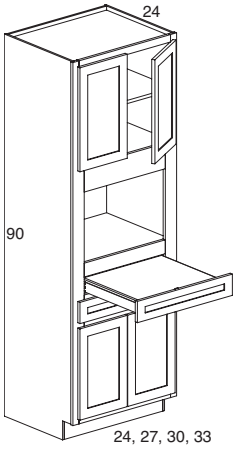

90" High Tall Microwave Cabinet with Table Top Drawer

TMCT249024
TMCT279024
TMCT309024
TMCT339024

1 Pullout Table,
3 Drawers,
2 Doors w/o center mullion,
1 Full depth adj. shelf

- Toe kick shipped attached
- FIM option applies to microwave area only
- FI, FIMD, etc. applies to entire cabinet interior
- Table Top is removable allowing for hidden storage
- Top Drawer Fronts will not line up with adjacent cabinetry
- **INSET:** Not available in 33" widths; will have 1¾" stiles; 24" wide is available in Inset only

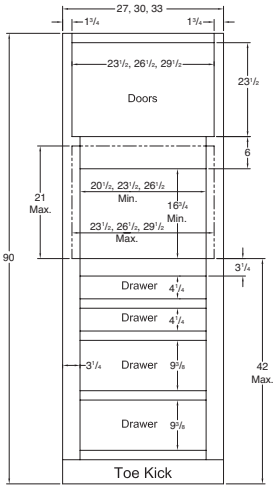

TOL & FOL

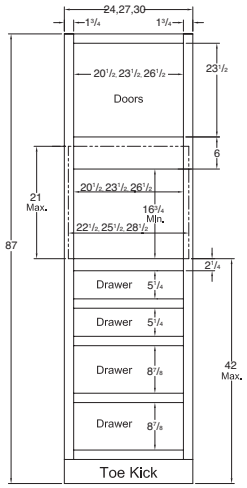

INS

WIDTH		HEIGHT		DEPTH	
Min.	Max.	Min.	Max.	Min.	Max.
21¼"	33"	87¼"	90"	21"	30"

Semi-Custom	APC	BO	CC	ES	FCE	FDBS	FH	FI	FIMD	FO	ID	IF	IME	MFE	MD	MH	MW	P	PCE	RD	RTK	TKA	VTK	WBR	WCM	WS	WTR
FOL/TOL	●	●	●	●	●			●	●	●	●		●	●	●	●	●		●		●	▲	●	●	▲	●	●
INS	●	●	●	●	●			●	●	●	●			●	●	●	●		●		●	▲	●	●	▲	●	●

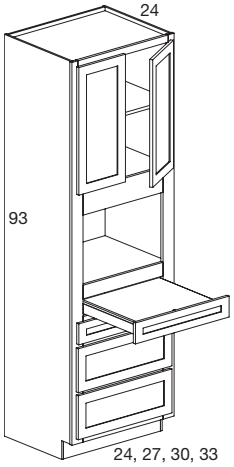

93" High Tall Microwave Cabinet with Table Top Drawer

TMCT249324
TMCT279324
TMCT309324
TMCT339324

1 Pullout Table,
3 Drawers,
2 Doors w/o center mullion,
1 Full depth adj. shelf

- Toe kick shipped attached
- FIM option applies to microwave area only
- FI, FIMD, etc. applies to entire cabinet interior
- Table Top is removable allowing for hidden storage
- Top Drawer Fronts will not line up with adjacent cabinetry
- **INSET:** Not available in 33" widths; will have 1¾" stiles; 24" wide is available in Inset only

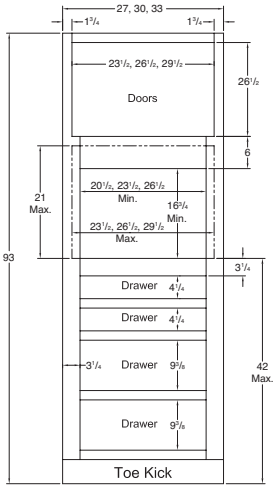

TOL & FOL

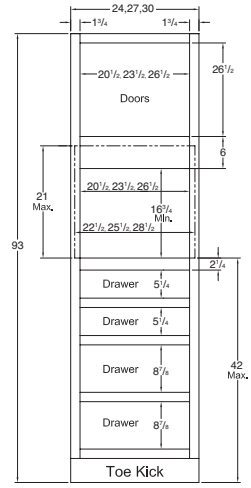

INS

WIDTH		HEIGHT		DEPTH	
Min.	Max.	Min.	Max.	Min.	Max.
21¼"	33"	90¼"	93"	21"	30"

Semi-Custom	APC	BO	CC	ES	FCE	FDBS	FH	FI	FIMD	FO	ID	IF	IME	MFE	MD	MH	MW	P	PCE	RD	RTK	TKA	VTK	WBR	WCM	WS	WTR
FOL/TOL	●	●	●	●	●			●	●	●	●		●	●	●	●	●		●		●	▲	●	●	▲	●	●
INS	●	●	●	●	●			●	●	●	●			●	●	●	●		●		●	▲	●	●	▲	●	●

TALL MICROWAVE CABINETS WITH TABLE TOP DRAWER (continued)

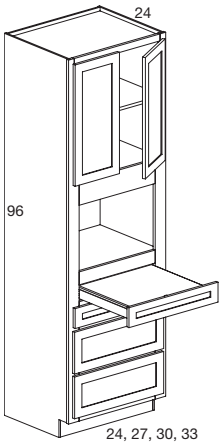

96" High Tall Microwave Cabinet with Table Top Drawer

TMCT249624
TMCT279624
TMCT309624
TMCT339624

1 Pullout table,
3 Drawers,
2 Doors w/o center mullion,
1 Full depth adj. shelf

- Toe kick shipped attached
- FIM option applies to microwave area only
- FI, FIMD, etc. applies to entire cabinet interior
- Table Top is removable allowing for hidden storage
- Top Drawer Fronts will not line up with adjacent cabinetry
- **INSET:** Not available in 33" widths; will have 1¾" stiles; 24" wide is available in Inset only

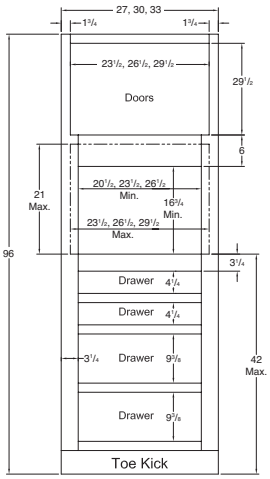

TOL & FOL

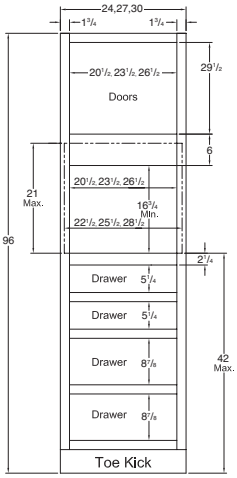

INS

WIDTH		HEIGHT		DEPTH	
Min.	Max.	Min.	Max.	Min.	Max.
21¼"	33"	93¼"	102"	21"	30"

Semi-Custom	APC	BO	CC	ES	FCE	FDBS	FH	FI	FIMD	FO	ID	IF	IME	MFE	MD	MH	MW	P	PCE	RD	RTK	TKA	VTK	WBR	WCM	WS	WTR
FOL/TOL	●	●	●	●	●			●	●	●	●		●	●	●	●	●		●		●	▲	●	●	▲	●	●
INS	●	●	●	●	●			●	●	●	●			●	●	●	●		●		●	▲	●	●	▲	●	●

TALL MICROWAVE CABINETS WITH DOORS

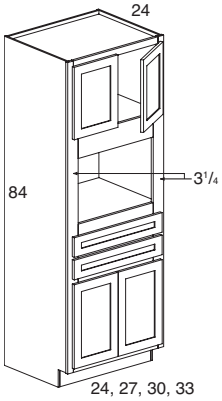

84" High Tall Microwave Cabinet with Doors

TMCD248424
TMCD278424
TMCD308424
TMCD338424

2 Drawers,
4 Doors w/o center mullion

- Toe kick shipped attached
- FIM option applies to microwave area only
- FI, FIMD, etc. applies to entire cabinet interior
- Top Drawer Fronts will not line up with adjacent cabinetry
- **INSET:** Not available in 33" widths; will have 1¾" stiles; 24" wide is available in Inset only

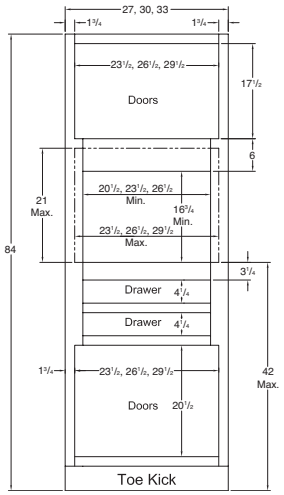

TOL & FOL

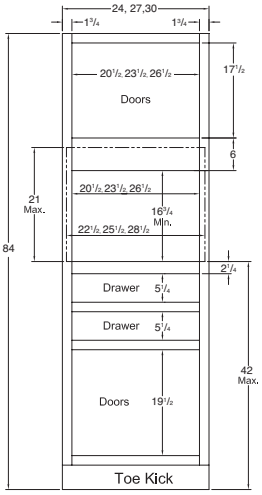

INS

WIDTH		HEIGHT		DEPTH	
Min.	Max.	Min.	Max.	Min.	Max.
21¼"	33"	72"	84"	21"	30"

Semi-Custom	APC	BO	CC	ES	FCE	FDBS	FH	FI	FIMD	FO	ID	IF	IME	MFE	MD	MH	MW	P	PCE	RD	RTK	TKA	VTK	WBR	WCM	WS	WTR
FOL/TOL	●	●	●	●	●			●	●	●	●		●	●	●	●	●		●		●	▲	●	●	▲	●	●
INS	●	●	●	●	●			●	●	●	●			●	●	●	●		●		●	▲	●	●	▲	●	●

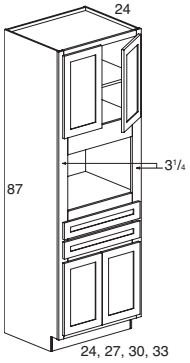

87″ High Tall Microwave Cabinet with Doors

TMCD248724
TMCD278724
TMCD308724
TMCD338724

2 Drawers,
4 Doors w/o center mullion,
1 Full depth adj. shelf

- Toe kick shipped attached
- FIM option applies to microwave area only
- FI, FIMD, etc. applies to entire cabinet interior
- Top Drawer Fronts will not line up with adjacent cabinetry
- **INSET:** Not available in 33″ widths; will have 1¾″ stiles; 24″ wide is available in Inset only

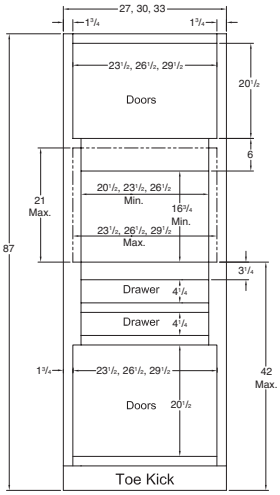

TOL & FOL

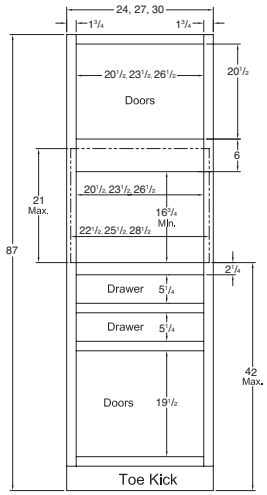

INS

WIDTH		HEIGHT		DEPTH	
Min.	Max.	Min.	Max.	Min.	Max.
21¼″	33″	84¼″	87″	21″	30″

Semi-Custom	APC	BO	CC	ES	FCE	FDBS	FH	FI	FIMD	FO	ID	IF	IME	MFE	MD	MH	MW	P	PCE	RD	RTK	TKA	VTK	WBR	WCM	WS	WTR
FOL/TOL	●	●	●	●	●			●	●	●	●		●	●	●	●	●		●		●	▲	●	●	▲	●	●
INS	●	●	●	●	●			●	●	●	●			●	●	●	●		●		●	▲	●	●	▲	●	●

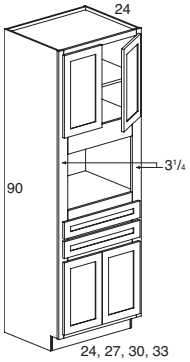

90″ High Tall Microwave Cabinet with Doors

TMCD249024
TMCD279024
TMCD309024
TMCD339024

2 Drawers,
4 Doors w/o center mullion,
1 Full depth adj. shelf

- Toe kick shipped attached
- FIM option applies to microwave area only
- FI, FIMD, etc. applies to entire cabinet interior
- Top Drawer Fronts will not line up with adjacent cabinetry
- **INSET:** Not available in 33″ widths; will have 1¾″ stiles; 24″ wide is available in Inset only

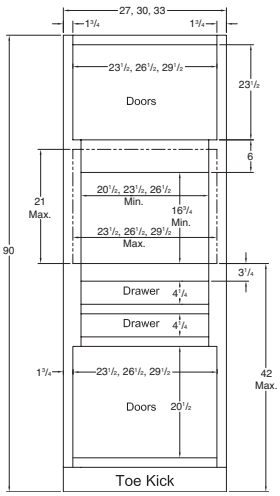

TOL & FOL

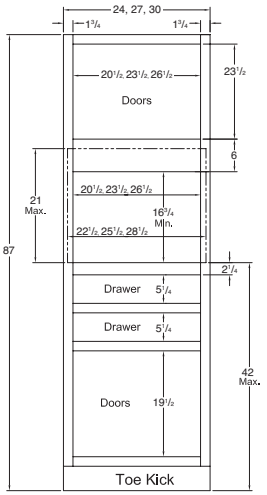

INS

WIDTH		HEIGHT		DEPTH	
Min.	Max.	Min.	Max.	Min.	Max.
21¼″	33″	87¼″	90″	21″	30″

Semi-Custom	APC	BO	CC	ES	FCE	FDBS	FH	FI	FIMD	FO	ID	IF	IME	MFE	MD	MH	MW	P	PCE	RD	RTK	TKA	VTK	WBR	WCM	WS	WTR
FOL/TOL	●	●	●	●	●			●	●	●	●		●	●	●	●	●		●		●	▲	●	●	▲	●	●
INS	●	●	●	●	●			●	●	●	●			●	●	●	●		●		●	▲	●	●	▲	●	●

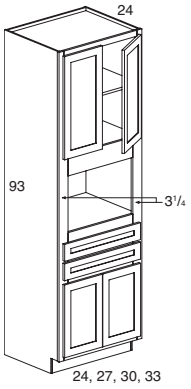

93" High Tall Microwave Cabinet with Doors

TMCD249324
TMCD279324
TMCD309324
TMCD339324

2 Drawers,
4 Doors w/o center mullion,
1 Full depth adj. shelf

- Toe kick shipped attached
- FIM option applies to microwave area only
- FI, FIMD, etc. applies to entire cabinet interior
- Top Drawer Fronts will not line up with adjacent cabinetry
- **INSET:** Not available in 33" widths; will have 1¾" stiles; 24" wide is available in Inset only

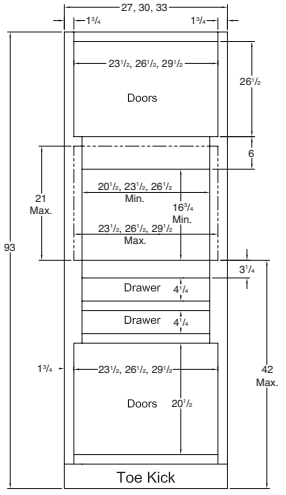

TOL & FOL

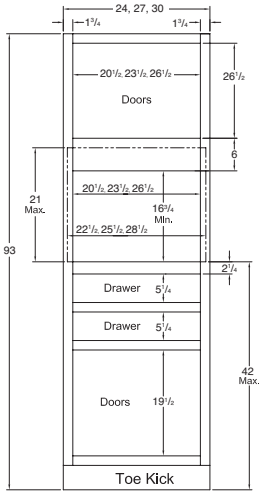

INS

	WIDTH		HEIGHT		DEPTH	
	Min.	Max.	Min.	Max.	Min.	Max.
	21¼"	33"	90¼"	93"	21"	30"

Semi-Custom	APC	BO	CC	ES	FCE	FDBS	FH	FI	FIMD	FO	ID	IF	IME	MFE	MD	MH	MW	P	PCE	RD	RTK	TKA	VTK	WBR	WCM	WS	WTR
FOL/TOL	●	●	●	●	●			●	●	●	●		●	●	●	●	●		●		●	▲	●	●	▲	●	●
INS	●	●	●	●	●			●	●	●	●			●	●	●	●		●		●	▲	●	●	▲	●	●

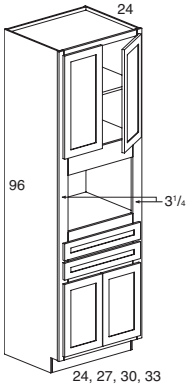

96" High Tall Microwave Cabinet with Doors

TMCD249624
TMCD279624
TMCD309624
TMCD339624

2 Drawers,
4 Doors w/o center mullion,
1 Full depth adj. shelf

- Toe kick shipped attached
- FIM option applies to microwave area only
- FI, FIMD, etc. applies to entire cabinet interior
- Top Drawer Fronts will not line up with adjacent cabinetry
- **INSET:** Not available in 33" widths; will have 1¾" stiles; 24" wide is available in Inset only

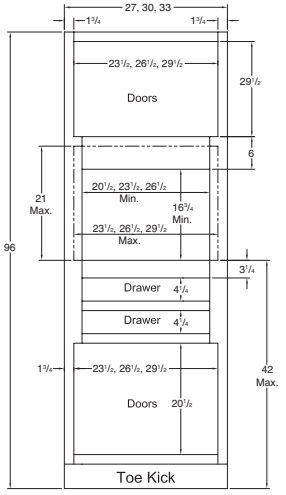

TOL & FOL

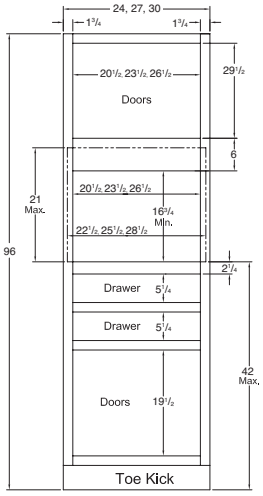

INS

	WIDTH		HEIGHT		DEPTH	
	Min.	Max.	Min.	Max.	Min.	Max.
	21¼"	33"	93¼"	102"	21"	30"

Semi-Custom	APC	BO	CC	ES	FCE	FDBS	FH	FI	FIMD	FO	ID	IF	IME	MFE	MD	MH	MW	P	PCE	RD	RTK	TKA	VTK	WBR	WCM	WS	WTR
FOL/TOL	●	●	●	●	●			●	●	●	●		●	●	●	●	●		●		●	▲	●	●	▲	●	●
INS	●	●	●	●	●			●	●	●	●			●	●	●	●		●		●	▲	●	●	▲	●	●

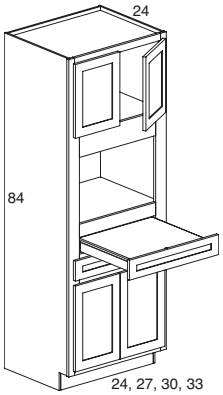

84″ High Tall Microwave Cabinet with Doors and Table Top Drawer

TMCDT248424
TMCDT278424
TMCDT308424
TMCDT338424

1 Pullout table,
1 Drawer,
4 Doors w/o center mullion

- Toe kick shipped attached
- FIM option applies to microwave area only
- FI, FIMD, etc. applies to entire cabinet interior
- Table Top is removable allowing for hidden storage
- Top Drawer Fronts will not line up with adjacent cabinetry
- **INSET:** Not available in 33″ widths; will have 1¾″ stiles; 24″ wide is available in Inset only

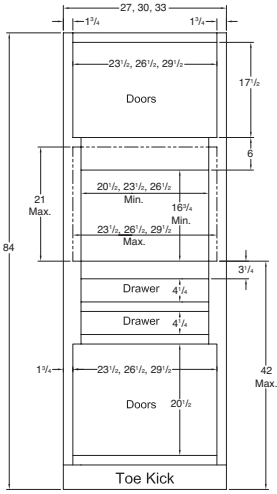

TOL & FOL

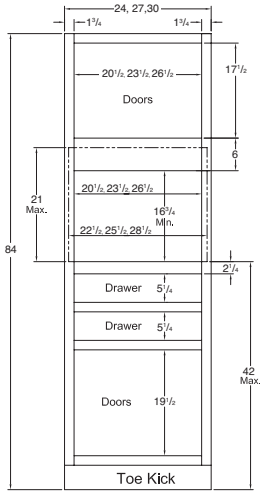

INS

WIDTH		HEIGHT		DEPTH	
Min.	Max.	Min.	Max.	Min.	Max.
21¼″	33″	72″	84″	21″	30″

Semi-Custom	APC	BO	CC	ES	FCE	FDBS	FH	FI	FIMD	FO	ID	IF	IME	MFE	MD	MH	MW	P	PCE	RD	RTK	TKA	VTK	WBR	WCM	WS	WTR
FOL/TOL	●	●	●	●	●			●	●	●	●		●	●	●	●	●		●		●	▲	●	●	▲	●	●
INS	●	●	●	●	●			●	●	●	●			●	●	●	●		●		●	▲	●	●	▲	●	●

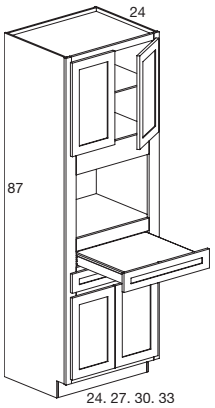

87″ High Tall Microwave Cabinet with Doors and Table Top Drawer

TMCDT248724
TMCDT278724
TMCDT308724
TMCDT338724

1 Pullout table,
1 Drawer,
4 Doors w/o center mullion,
1 Full depth adj. shelf

- Toe kick shipped attached
- FIM option applies to microwave area only
- FI, FIMD, etc. applies to entire cabinet interior
- Table Top is removable allowing for hidden storage
- Top Drawer Fronts will not line up with adjacent cabinetry
- **INSET:** Not available in 33″ widths; will have 1¾″ stiles; 24″ wide is available in Inset only

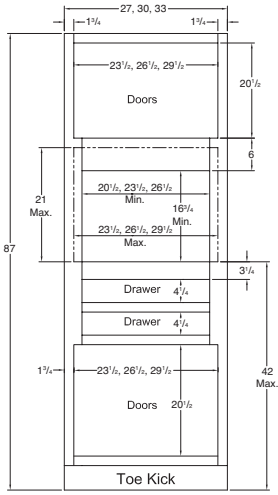

TOL & FOL

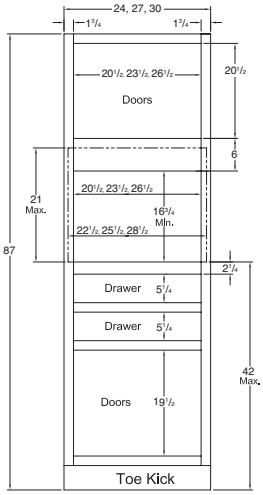

INS

WIDTH		HEIGHT		DEPTH	
Min.	Max.	Min.	Max.	Min.	Max.
21¼″	33″	84¼″	87″	21″	30″

Semi-Custom	APC	BO	CC	ES	FCE	FDBS	FH	FI	FIMD	FO	ID	IF	IME	MFE	MD	MH	MW	P	PCE	RD	RTK	TKA	VTK	WBR	WCM	WS	WTR
FOL/TOL	●	●	●	●	●			●	●	●	●		●	●	●	●	●		●		●	▲	●	●	▲	●	●
INS	●	●	●	●	●			●	●	●	●			●	●	●	●		●		●	▲	●	●	▲	●	●

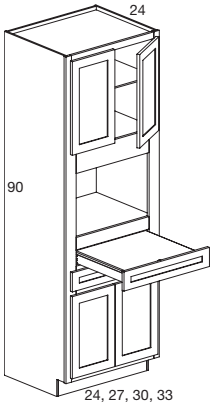

90" High Tall Microwave Cabinet with Doors and Table Top Drawer

TMCDT249024
TMCDT279024
TMCDT309024
TMCDT339024

1 Pullout table,
1 Drawer,
4 Doors w/o center mullion,
1 Full depth adj. shelf

- Toe kick shipped attached
- FIM option applies to microwave area only
- FI, FIMD, etc. applies to entire cabinet interior
- Table Top is removable allowing for hidden storage
- Top Drawer Fronts will not line up with adjacent cabinetry
- **INSET:** Not available in 33" widths; will have 1¾" stiles; 24" wide is available in Inset only

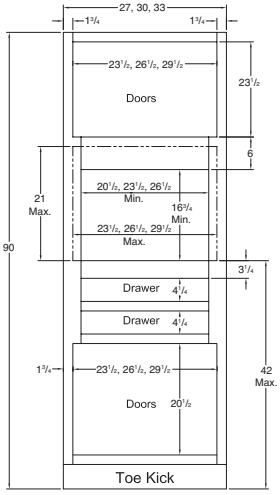

TOL & FOL

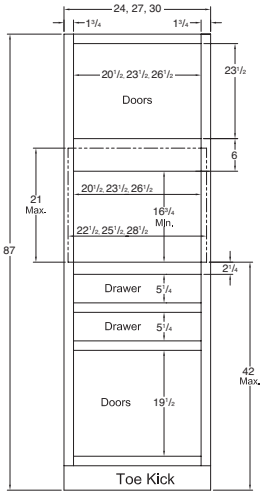

INS

WIDTH		HEIGHT		DEPTH	
Min.	Max.	Min.	Max.	Min.	Max.
21¼"	33"	87¼"	90"	21"	30"

Semi-Custom	APC	BO	CC	ES	FCE	FDBS	FH	FI	FIMD	FO	ID	IF	IME	MFE	MD	MH	MW	P	PCE	RD	RTK	TKA	VTK	WBR	WCM	WS	WTR
FOL/TOL	●	●	●	●	●			●	●	●	●		●	●	●	●	●		●		●	▲	●	●	▲	●	●
INS	●	●	●	●	●			●	●	●	●			●	●	●	●		●		●	▲	●	●	▲	●	●

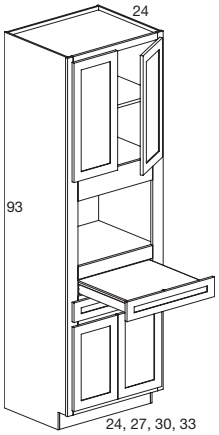

93" High Tall Microwave Cabinet with Doors and Table Top Drawer

TMCDT249324
TMCDT279324
TMCDT309324
TMCDT339324

1 Pullout table,
1 Drawer,
4 Doors w/o center mullion,
1 Full depth adj. shelf

- Toe kick shipped attached
- FIM option applies to microwave area only
- FI, FIMD, etc. applies to entire cabinet interior
- Table Top is removable allowing for hidden storage
- Top Drawer Fronts will not line up with adjacent cabinetry
- **INSET:** Not available in 33" widths; will have 1¾" stiles; 24" wide is available in Inset only

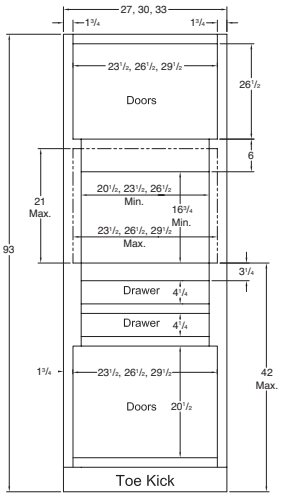

TOL & FOL

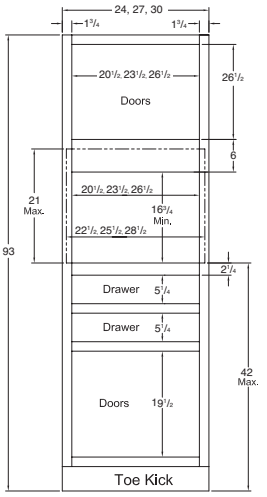

INS

WIDTH		HEIGHT		DEPTH	
Min.	Max.	Min.	Max.	Min.	Max.
21¼"	33"	90¼"	93"	21"	30"

Semi-Custom	APC	BO	CC	ES	FCE	FDBS	FH	FI	FIMD	FO	ID	IF	IME	MFE	MD	MH	MW	P	PCE	RD	RTK	TKA	VTK	WBR	WCM	WS	WTR
FOL/TOL	●	●	●	●	●			●	●	●	●		●	●	●	●	●		●		●	▲	●	●	▲	●	●
INS	●	●	●	●	●			●	●	●	●			●	●	●	●		●		●	▲	●	●	▲	●	●

TALL MICROWAVE CABINETS WITH DOORS AND TABLE TOP DRAWER (continued)

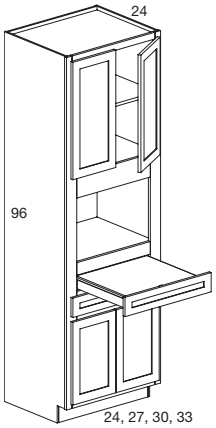

96" High Tall Microwave Cabinet with Doors and Table Top Drawer

TMCDT249624
TMCDT279624
TMCDT309624
TMCDT339624

1 Pullout table,
1 Drawer,
4 Doors w/o center mullion,
1 Full depth adj. shelf

- Toe kick shipped attached
- FIM option applies to microwave area only
- FI, FIMD, etc. applies to entire cabinet interior
- Table Top is removable allowing for hidden storage
- Top Drawer Fronts will not line up with adjacent cabinetry
- **INSET:** Not available in 33" widths; will have 1 3/4" stiles; 24" wide is available in Inset only

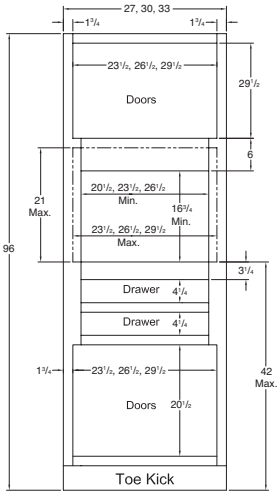

TOL & FOL

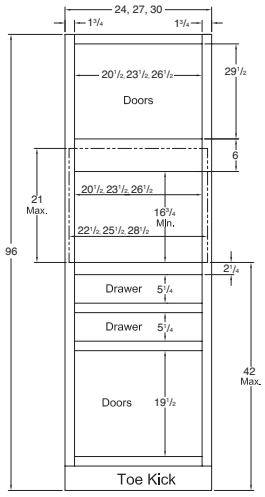

INS

WIDTH		HEIGHT		DEPTH	
Min.	Max.	Min.	Max.	Min.	Max.
21¼"	33"	93¼"	102"	21"	30"

Semi-Custom	APC	BO	CC	ES	FCE	FDBS	FH	FI	FIMD	FO	ID	IF	IME	MFE	MD	MH	MW	P	PCE	RD	RTK	TKA	VTK	WBR	WCM	WS	WTR
FOL/TOL	●	●	●	●	●			●	●	●	●		●	●	●	●	●		●		●	▲	●	●	▲	●	●
INS	●	●	●	●	●			●	●	●	●			●	●	●	●		●		●	▲	●	●	▲	●	●

MICROWAVE WARMING DRAWER COMBINATION CABINETS

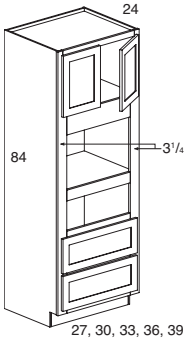

84" High Microwave Warming Drawer Combination Cabinet

MW278424
MW308424
MW338424
MW368424
MW398424

2 Drawers,
2 Doors w/o center mullion

- Toe kick shipped attached
- FIM option applies to microwave area only
- FI, FIMD, etc. applies to entire cabinet interior
- **INSET:** Not available in 39" widths; will have 1 3/4" stiles; it is recommended to use a 30" wide cabinet for a 30" oven; 27" & 36" wide are available in Inset only

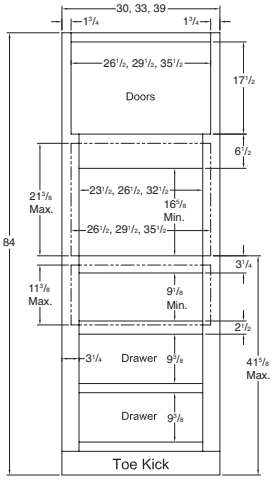

TOL & FOL

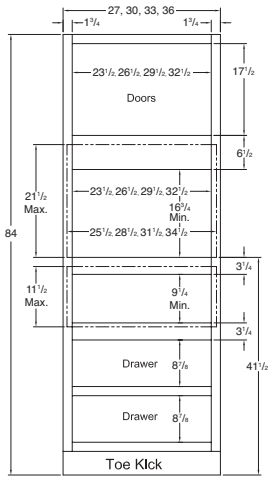

INS

WIDTH		HEIGHT		DEPTH	
Min.	Max.	Min.	Max.	Min.	Max.
24¼"	39"	72"	84"	24"	30"

Semi-Custom	APC	BO	CC	ES	FCE	FDBS	FH	FI	FIMD	FO	ID	IF	IME	MFE	MD	MH	MW	P	PCE	RD	RTK	TKA	VTK	WBR	WCM	WS	WTR
FOL/TOL	●	●	●	●	●			●	●	●	●		●	●	●	●	●		●		●	▲	●	●	▲	●	●
INS	●	●	●	●	●			●	●	●	●			●	●	●	●		●		●	▲	●	●	▲	●	●

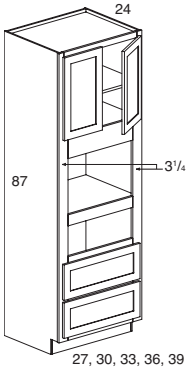

87" High Microwave Warming Drawer Combination Cabinet

MW278724
MW308724
MW338724
MW368724
MW398724

2 Drawers,
2 Doors w/o center mullion,
1 Full depth adj. shelf

- Toe kick shipped attached
- FIM option applies to microwave area only
- FI, FIMD, etc. applies to entire cabinet interior
- **INSET:** Not available in 39" widths; will have 1¾" stiles; it is recommended to use a 30" wide cabinet for a 30" oven; 27" & 36" wide are available in Inset only

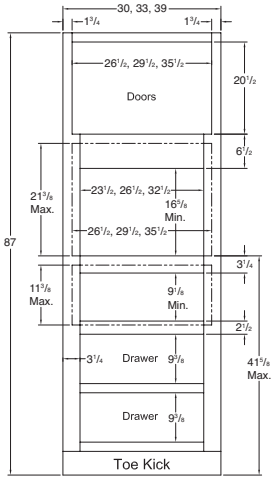

TOL & FOL

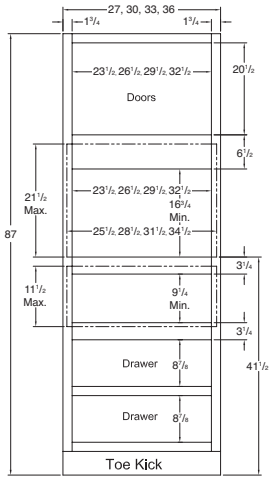

INS

WIDTH		HEIGHT		DEPTH	
Min.	Max.	Min.	Max.	Min.	Max.
24¼"	39"	84¼"	87"	24"	30"

Semi-Custom	APC	BO	CC	ES	FCE	FDBS	FH	FI	FIMD	FO	ID	IF	IME	MFE	MD	MH	MW	P	PCE	RD	RTK	TKA	VTK	WBR	WCM	WS	WTR
FOL/TOL	●	●	●	●	●			●	●	●	●		●	●	●	●	●		●		●	▲	●	●	▲	●	●
INS	●	●	●	●	●			●	●	●	●			●	●	●	●		●		●	▲	●	●	▲	●	●

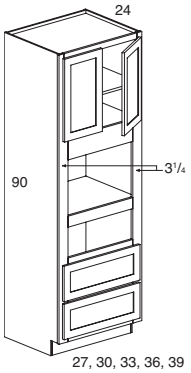

90" High Microwave Warming Drawer Combination Cabinet

MW279024
MW309024
MW339024
MW369024
MW399024

2 Drawers,
2 Doors w/o center mullion,
1 Full depth adj. shelf

- Toe kick shipped attached
- FIM option applies to microwave area only
- FI, FIMD, etc. applies to entire cabinet interior
- **INSET:** Not available in 39" widths; will have 1¾" stiles; it is recommended to use a 30" wide cabinet for a 30" oven; 27" & 36" wide are available in Inset only

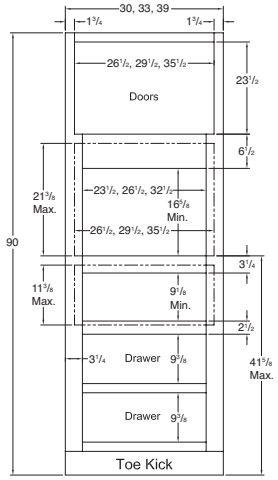

TOL & FOL

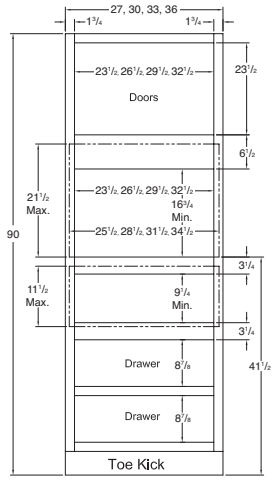

INS

WIDTH		HEIGHT		DEPTH	
Min.	Max.	Min.	Max.	Min.	Max.
24¼"	39"	87¼"	90"	24"	30"

Semi-Custom	APC	BO	CC	ES	FCE	FDBS	FH	FI	FIMD	FO	ID	IF	IME	MFE	MD	MH	MW	P	PCE	RD	RTK	TKA	VTK	WBR	WCM	WS	WTR
FOL/TOL	●	●	●	●	●			●	●	●	●		●	●	●	●	●		●		●	▲	●	●	▲	●	●
INS	●	●	●	●	●			●	●	●	●			●	●	●	●		●		●	▲	●	●	▲	●	●

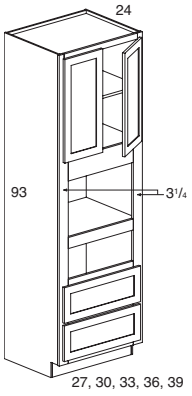

93" High Microwave Warming Drawer Combination Cabinet

MW279324
MW309324
MW339324
MW369324
MW399324

2 Drawers,
2 Doors w/o center mullion,
1 Full depth adj. shelf

- Toe kick shipped attached
- FIM option applies to microwave area only
- FI, FIMD, etc. applies to entire cabinet interior
- **INSET:** Not available in 39" widths; will have 1¾" stiles; it is recommended to use a 30" wide cabinet for a 30" oven; 27" & 36" wide are available in Inset only

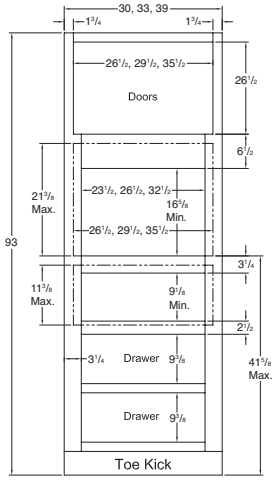

TOL & FOL

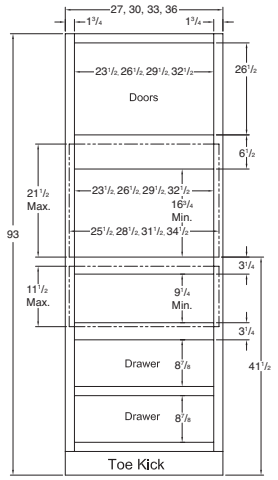

INS

WIDTH		HEIGHT		DEPTH	
Min.	Max.	Min.	Max.	Min.	Max.
24¼"	39"	90¼"	93"	24"	30"

Semi-Custom	APC	BO	CC	ES	FCE	FDBS	FH	FI	FIMD	FO	ID	IF	IME	MFE	MD	MH	MW	P	PCE	RD	RTK	TKA	VTK	WBR	WCM	WS	WTR
FOL/TOL	●	●	●	●	●			●	●	●	●		●	●	●	●	●		●		●	▲	●	●	▲	●	●
INS	●	●	●	●	●			●	●	●	●			●	●	●	●		●		●	▲	●	●	▲	●	●

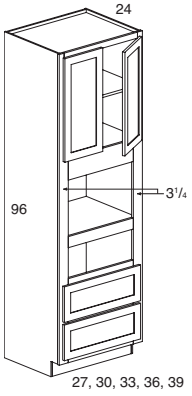

96" High Microwave Warming Drawer Combination Cabinet

MW279624
MW309624
MW339624
MW369624
MW399624

2 Drawers,
2 Doors w/o center mullion,
1 Full depth adj. shelf

- Toe kick shipped attached
- FIM option applies to microwave area only
- FI, FIMD, etc. applies to entire cabinet interior
- **INSET:** Not available in 39" widths; will have 1¾" stiles; it is recommended to use a 30" wide cabinet for a 30" oven; 27" & 36" wide are available in Inset only

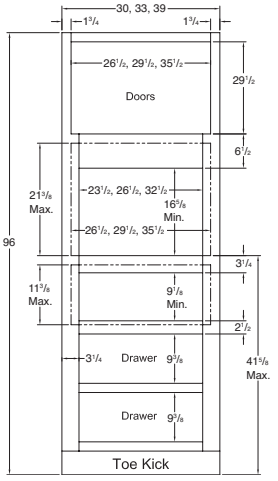

TOL & FOL

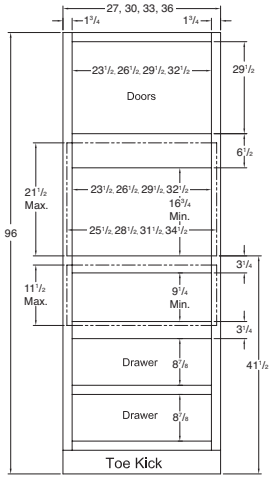

INS

WIDTH		HEIGHT		DEPTH	
Min.	Max.	Min.	Max.	Min.	Max.
24¼"	39"	93¼"	102"	24"	30"

Semi-Custom	APC	BO	CC	ES	FCE	FDBS	FH	FI	FIMD	FO	ID	IF	IME	MFE	MD	MH	MW	P	PCE	RD	RTK	TKA	VTK	WBR	WCM	WS	WTR
FOL/TOL	●	●	●	●	●			●	●	●	●		●	●	●	●	●		●		●	▲	●	●	▲	●	●
INS	●	●	●	●	●			●	●	●	●			●	●	●	●		●		●	▲	●	●	▲	●	●

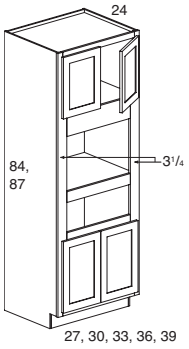

84″ & 87″ High Microwave Warming Drawer Combination Cabinet with Doors

MWD278424
MWD308424
MWD338424
MWD368424
MWD398424

MWD278724
MWD308724
MWD338724
MWD368724
MWD398724

4 Doors w/o center mullion

- Toe kick shipped attached
- FIM option applies to microwave area only
- FI, FIMD, etc. applies to entire cabinet interior
- **INSET:** Not available in 39″ widths; will have 1¾″ stiles; it is recommended to use a 30″ wide cabinet for a 30″ oven; 27″ & 36″ wide are available in Inset only

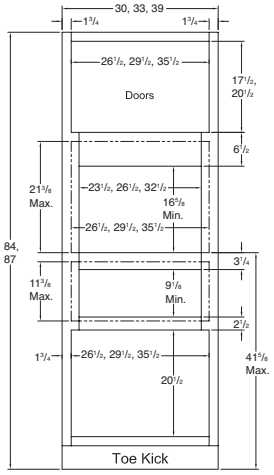

TOL & FOL

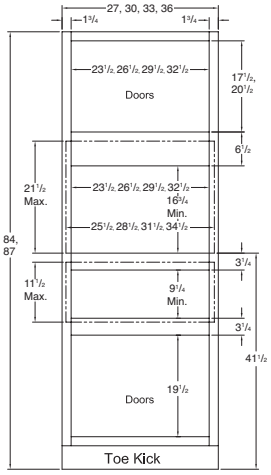

INS

WIDTH		HEIGHT		DEPTH	
Min.	Max.	Min.	Max.	Min.	Max.
24¼″	39″	72″	87″	24″	30″

Semi-Custom	APC	BO	CC	ES	FCE	FDBS	FH	FI	FIMD	FO	ID	IF	IME	MFE	MD	MH	MW	P	PCE	RD	RTK	TKA	VTK	WBR	WCM	WS	WTR
FOL/TOL	●	●	●	●	●			●	●	●	●		●	●	●	●	●		●		●	▲	●	●	▲	●	●
INS	●	●	●	●	●			●	●	●	●			●	●	●	●		●		●	▲	●	●	▲	●	●

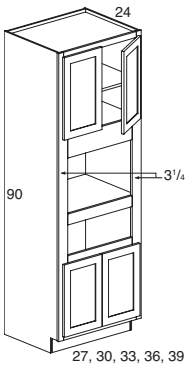

90″ High Microwave Warming Drawer Combination Cabinet with Doors

MWD279024
MWD309024
MWD339024
MWD369024
MWD399024

4 Doors w/o center mullion,
1 Full depth adj. shelf

- Toe kick shipped attached
- FIM option applies to microwave area only
- FI, FIMD, etc. applies to entire cabinet interior
- **INSET:** Not available in 39″ widths; will have 1¾″ stiles; it is recommended to use a 30″ wide cabinet for a 30″ oven; 27″ & 36″ wide are available in Inset only

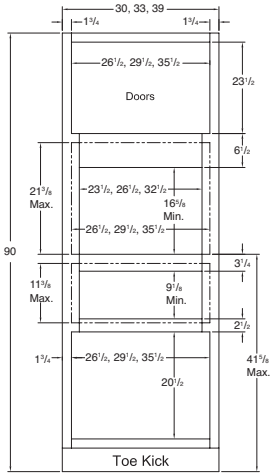

TOL & FOL

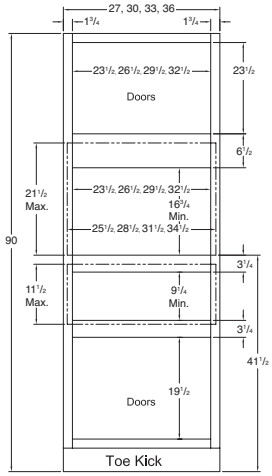

INS

WIDTH		HEIGHT		DEPTH	
Min.	Max.	Min.	Max.	Min.	Max.
24¼″	39″	87¼″	90″	24″	30″

Semi-Custom	APC	BO	CC	ES	FCE	FDBS	FH	FI	FIMD	FO	ID	IF	IME	MFE	MD	MH	MW	P	PCE	RD	RTK	TKA	VTK	WBR	WCM	WS	WTR
FOL/TOL	●	●	●	●	●			●	●	●	●		●	●	●	●	●		●		●	▲	●	●	▲	●	●
INS	●	●	●	●	●			●	●	●	●			●	●	●	●		●		●	▲	●	●	▲	●	●

MICROWAVE WARMING DRAWER COMBINATION CABINETS WITH DOORS (continued)

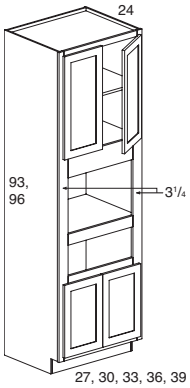

93" & 96" High Microwave Warming Drawer Combination Cabinet with Doors

MWD279324
MWD309324
MWD339324
MWD369324
MWD399324

MWD279624
MWD309624
MWD339624
MWD369624
MWD399624

4 Doors w/o center mullion,
1 Full depth adj. shelf

- Toe kick shipped attached
- FIM option applies to microwave area only
- FI, FIMD, etc. applies to entire cabinet interior
- **INSET:** Not available in 39" widths; will have 1¾" stiles; it is recommended to use a 30" wide cabinet for a 30" oven; 27" & 36" wide are available in Inset only

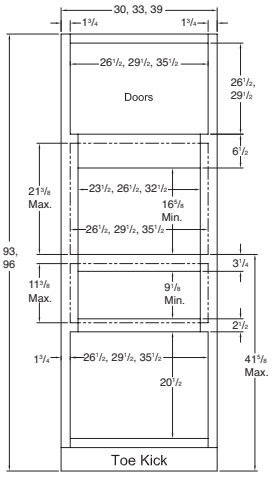

TOL & FOL

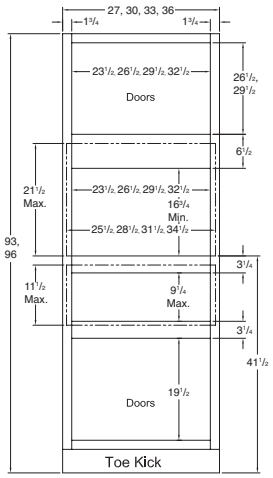

INS

WIDTH		HEIGHT		DEPTH	
Min.	Max.	Min.	Max.	Min.	Max.
24¼"	39"	93¼"	102"	24"	30"

Semi-Custom	APC	BO	CC	ES	FCE	FDBS	FH	FI	FIMD	FO	ID	IF	IME	MFE	MD	MH	MW	P	PCE	RD	RTK	TKA	VTK	WBR	WCM	WS	WTR
FOL/TOL	●	●	●	●	●			●	●	●	●		●	●	●	●	●		●		●	▲	●	●	▲	●	●
INS	●	●	●	●	●			●	●	●	●			●	●	●	●		●		●	▲	●	●	▲	●	●

OVEN ACCESSORIES

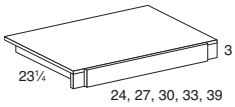

Appliance Spacer Kit

ASK24
ASK27
ASK30
ASK33
ASK39

- Trimmable

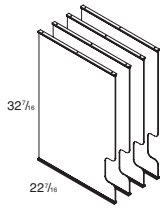

Tray Divider

TD

- Set of 4 dividers
- Natural finished wood
- Trimmable, see chart for dimensions

Oven Type	Top Opening Height							Tray Divider Height					
	84"	87"	90"	93"	96"	102"							
SO/SOD	20½	23½	26½	29½	32½	38½		20⁷/₁₆	23⁷/₁₆	26⁷/₁₆	29⁷/₁₆	32⁷/₁₆	–
DO	14½	17½	20½	23½	26½	32½		14⁷/₁₆	17⁷/₁₆	20⁷/₁₆	23⁷/₁₆	26⁷/₁₆	32⁷/₁₆
DOWD/TO	8½	11½	14½	17½	20½	26½		8⁷/₁₆	11⁷/₁₆	14⁷/₁₆	17⁷/₁₆	20⁷/₁₆	26⁷/₁₆
MO	11½	14½	17½	20½	23½	–		11⁷/₁₆	14⁷/₁₆	17⁷/₁₆	20⁷/₁₆	23⁷/₁₆	–
TMC/TMCD/TMCT/TMCDT/MW/MWD	17½	20½	23½	26½	29½	–		17⁷/₁₆	20⁷/₁₆	23⁷/₁₆	26⁷/₁₆	29⁷/₁₆	–

Appliance Dimension System

Standard Wellborn doors are available to mount on appliance doors. A service called "Dimension Express" provides instant trim sizes for appliance dimensions.

DIMENSION EXPRESS

The Instant Appliance Dimension System

• Easy to use • 24 hours a day • Updated daily •

A **FREE** service to obtain specification sheets instantly using any fax machine. It's EASY, just call **(925) 284-3558** from a fax machine. Enter "2" when asked for a code number and you will receive further information, instructions and a listing of all manufacturers online. Manufacturers support the system making it FREE to you.

For questions and comments call Dimension Express at
PHONE (800) 940-2059
FAX (925) 403-0707
EMAIL support@dexpress.com
Also see the website at:
www.dexpress.com



WELLBORN CABINET, INC. IS NOT RESPONSIBLE FOR SIZES SPECIFIED BY DIMENSION EXPRESS

ELEGANT BATH COLLECTION™

Individual style, everyday luxury

The Elegant Bath Collection is an extensive collection of Designer vanity suites, Basic vanities and accessories that can be found separate from this catalog. It contains Designer Suites which are pre-configured styles that cover a broad range of design aesthetics – Furniture, Modern, Transitional, Traditional, Classic, Curved, Corner and Wall Mount. Plus, it includes a selection of Basics that allow for a modular design approach. The Elegant Bath Collection is designed so that everyone can have their individual style with everyday luxury. Below is a small sample. Refer to the Elegant Bath Collection Specification and Price Catalog or the brochure for more information.



Overlay Door Styles



Inset Door Styles



Furniture Suites



Basics



Corner Suites



Wall Mount Suites

By WELLBORN CABINET, INC.®



Curved Vanity Suites

STANDARD VANITY CABINETS

All vanity cabinets are pre-drilled for 10⁹⁄₁₆" deep shelves and have 4½" high toe kicks. FR See Function Ready section for sliding shelf availability.

Detailed Ordering Instructions for Vanities:

Specify left or right on all single door vanities. If order is placed in arch or cathedral door styles, all 31½" high vanities will have arch or cathedral doors. To order square doors on 31½" high vanities, you MUST specify square on your order. When ordering 34½" High Just Right Base Height vanities, all doors are square (arch and cathedral doors are not available). See examples below.

Feet Installed Available	Applied Onlay Available	Split Leg Installed Available	Rose Hall Arch	Rose Hall Cathedral	Rose Hall Square	34½" High Just Right Base Height Vanities
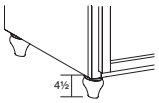		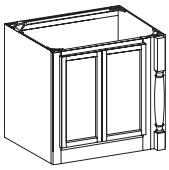	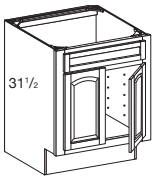	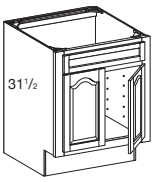	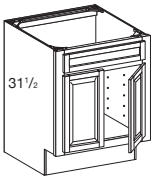	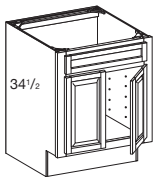
VS21 VTK 4TLIN	**VB27 WTR ONLAYIN**	**VS27BH WS3R WBR SCDL234IN**	**Order RHA**	**Order RHC**	**Order RHS**	**All Doors are Square**

See Function Ready Section for details

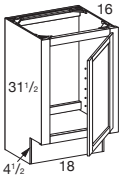

Vanity Sink Cabinet

VS1816 L/R — **1 Door**

- **Must specify L or R hinge**
- VS1816 cannot be modified in height or width

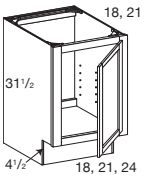

VS18 L/R
VS1818 L/R
VS21 L/R
VS2118 L/R
VS24SD L/R
VS2418SD L/R — **1 Door**

- **Must specify L or R hinge**

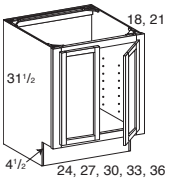

VS24 **VS33WCM**
VS2418 **VS3318WCM**
VS27 **VS36WCM**
VS2718 **VS3618WCM**
VS30WCM
VS3018WCM — **2 Doors w/o center mullion**

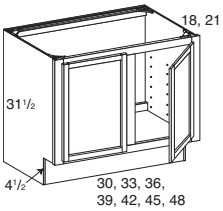

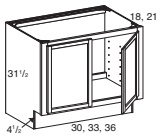

Available with WCM Option

VS30 **VS3918**
VS3018 **VS42**
VS33 **VS4218**
VS3318 **VS45D2**
VS36 **VS4518D2**
VS3618 **VS48D2**
VS39 **VS4818D2** — **2 Doors**

- **INSET:** 30"-36" wide will be standard WCM

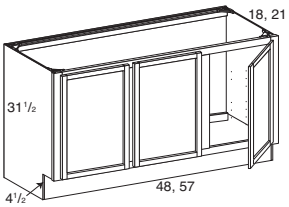

VS48
VS4818
VS57
VS5718 — **3 Doors**

- Doors hinged Left, Right, Right
- **INSET:** Not available

Door Sizes:
VS48 & VS4818 – 15", 18", 15"
VS57 & VS5718 – 18", 21", 18"

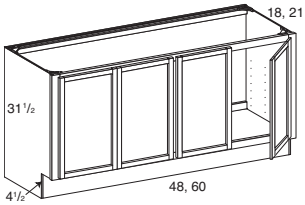

VS48D4
VS4818D4
VS60
VS6018 — **4 Doors**

- 2 Sets of doors without center mullion

	WIDTH		HEIGHT		DEPTH	
	Min.	Max.	Min.	Max.	Min.	Max.
	9"	60"	16½"	48"	6"	30"

Semi-Custom	APC	BO	CC	ES	FCE	FDBS	FH	FI	FIMD	FO	ID	IF	IME	MFE	MD	MH	MW	P	PCE	RD	RTK	TKA	VTK	WBR	WCM	WS	WTR
FOL/TOL	●	●	●	●	●		▲	●		●	●		●	●	●	●	●	●	●	●	●	▲	●	●	●	●	
INS	●	●	●	●	●		▲	●		●	●			●	●	●	●	●	●	●	●	▲	●	●	●	●	

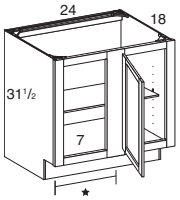

Left Blind Shown

Vanity Blind Corner Cabinet

VBC30L18 **1 Door,**
VBC30R18 **1 Adj. Shelf**

★ **Distance from frame edge to edge of closed door**
TOL = 14¾″
FOL = 13¹¹⁄₁₆″

- **Must specify L or R blind**
- For all door styles, door will be square
- Hinge is on blind side of cabinet
- IME available only for the side opposite the blind
- **INSET:** Not available

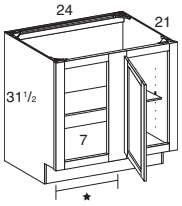

Left Blind Shown

VBC33L **1 Door,**
VBC33R **1 Adj. Shelf**

★ **Distance from frame edge to edge of closed door**
TOL = 14¾″
FOL = 13¹¹⁄₁₆″

- **Must specify L or R blind**
- For all door styles, door will be square
- Hinge is on blind side of cabinet
- IME available only for the side opposite the blind
- **INSET:** Not available

Pull is for 21" Depth Cabinet	OL Max Pull	Minimum Pull w/o Hardware		*Minimum Pull w/ Hardware	
		TOL	FOL	TOL	FOL
VBC30	31¾	26¾	28	28½	29½
VBC33	34¾	29¾	31	31½	32½
*Adjacent Cabinet Filler Required		None	1"	1¼"	2½"

*Minimum Pull w/Hardware and Adjacent Cabinet Filler Required is based on a hardware protrusion of 1½".

WIDTH		HEIGHT		DEPTH	
Min.	Max.	Min.	Max.	Min.	Max.
		16½″	48″	6″	30″

Semi-Custom	APC	BO	CC	ES	FCE	FDBS	FH	FI	FIMD	FO	ID	IF	IME	MFE	MD	MH	MW	P	PCE	RD	RTK	TKA	VTK	WBR	WCM	WS	WTR
FOL/TOL	●	●		●	●	●	▲	●		●			●	●	●	●			●		●	▲	●	●		●	

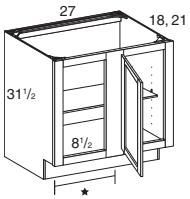

Left Blind Shown

Vanity Blind Corner Cabinet

VBC36L **1 Door,**
VBC36R **1 Adj. Shelf**
VBC36L18
VBC36R18

★ **Distance from frame edge to edge of closed door**
TOL = 16¼″
FOL = 15³⁄₁₆″

- **Must specify L or R blind**
- Hinge is on blind side of cabinet
- IME available only for the side opposite the blind

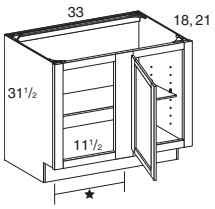

Left Blind Shown

VBC39L **1 Door,**
VBC39R **1 Adj. Shelf**
VBC39L18
VBC39R18

★ **Distance from frame edge to edge of closed door**
TOL = 19¼″
FOL = 18³⁄₁₆″

- **Must specify L or R blind**
- Hinge is on blind side of cabinet
- IME available only for the side opposite the blind

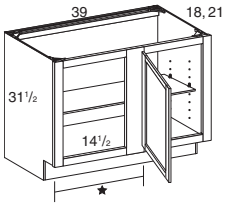

Left Blind Shown

VBC42L **1 Door,**
VBC42R **1 Adj. Shelf**
VBC42L18
VBC42R18

★ **Distance from frame edge to edge of closed door**
TOL = 22¼″
FOL = 21³⁄₁₆″

- **Must specify L or R blind**
- Hinge is on blind side of cabinet
- IME available only for the side opposite the blind

Pull is for 21" Depth Cabinet	OL Max Pull	Minimum Pull w/o Hardware		*Minimum Pull w/ Hardware	
		TOL	FOL	TOL	FOL
VBC36	37¾	33	34	34⅛	35¼
VBC39	40¾	36	37	37⅛	38¼
VBC42	43¾	39	40	40⅛	41¼
*Adjacent Cabinet Filler Required		None	1"	1¼"	2½"

*Minimum Pull w/Hardware and Adjacent Cabinet Filler Required is based on a hardware protrusion of 1½".

WIDTH		HEIGHT		DEPTH	
Min.	Max.	Min.	Max.	Min.	Max.
		16½″	48″	6″	30″

Semi-Custom	APC	BO	CC	ES	FCE	FDBS	FH	FI	FIMD	FO	ID	IF	IME	MFE	MD	MH	MW	P	PCE	RD	RTK	TKA	VTK	WBR	WCM	WS	WTR
FOL/TOL	●	●		●	●	●	▲	●		●	●		●	●	●	●		●	●	●	●	▲	●	●		●	
INS	●	●		●	●	●	▲	●		●	●			●	●	●		●	●	●	●	▲	●	●		●	

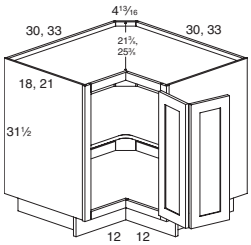

Vanity Corner Sink Base Cabinets

VCSB3018 L/R
VCSB3321 L/R

Double doors,
1 Adj. shelf

- **Must specify L or R hinge**
- Cabinet has full top
- **Toe Kick shipped unattached**

WIDTH		HEIGHT		DEPTH	
Min.	Max.	Min.	Max.	Min.	Max.
		24″	48″		

Semi-Custom	APC	BO	CC	ES	FCE	FDBS	FH	FI	FIMD	FO	ID	IF	IME	MFE	MD	MH	MW	P	PCE	RD	RTK	TKA	VTK	WBR	WCM	WS	WTR
FOL/TOL	●	●		●		▲	▲	●		●				●		●		●	●				●				
INS	●	●		●		▲	▲	●		●				●		●		●	●				●				

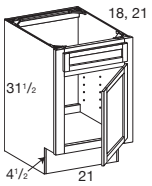

Vanity Sink Cabinet with Blanks

VS21B L/R
VS21B18 L/R

1 Drawer blank,
1 Door

- **Must specify L or R hinge**

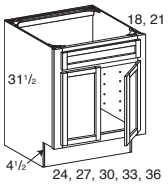

VS24B
VS24B18
VS27B
VS27B18
VS30BWCM
VS30B18WCM
VS33BWCM
VS33B18WCM
VS36BWCM
VS36B18WCM

1 Drawer blank,
2 Doors w/o center mullion

WIDTH		HEIGHT		DEPTH	
Min.	Max.	Min.	Max.	Min.	Max.
18¼″	36″	24″	48″	6″	30″

Semi-Custom	APC	BO	CC	ES	FCE	FDBS	FH	FI	FIMD	FO	ID	IF	IME	MFE	MD	MH	MW	P	PCE	RD	RTK	TKA	VTK	WBR	WCM	WS	WTR
FOL/TOL	●	●	●	●	●		●	●		●	●		●	●	●	●	●	●	●	●	●	▲	●	●		●	●
INS	●	●	●	●	●		●	●		●	●			●	●	●	●	●	●	●	●	▲	●	●		●	●

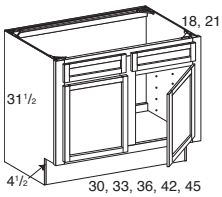

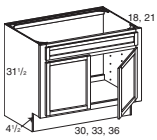

Available with WCM Option

VS30B
VS30B18
VS33B
VS33B18
VS36B
VS36B18
VS42B
VS42B18
VS45BD2
VS45B18D2

2 Drawer blanks,
2 Doors

- **INSET:** 30″-36″ wide will be standard WCM

WIDTH		HEIGHT		DEPTH	
Min.	Max.	Min.	Max.	Min.	Max.
30¼″	45″	24″	48″	6″	30″

Semi-Custom	APC	BO	CC	ES	FCE	FDBS	FH	FI	FIMD	FO	ID	IF	IME	MFE	MD	MH	MW	P	PCE	RD	RTK	TKA	VTK	WBR	WCM	WS	WTR
FOL/TOL	●	●	●	●	●		●	●		●	●		●	●	●	●	●	●	●	●	●	▲	●	●	●	●	●
INS	●	●	●	●	●		●	●		●	●			●	●	●	●	●	●	●	●	▲	●	●	●	●	●

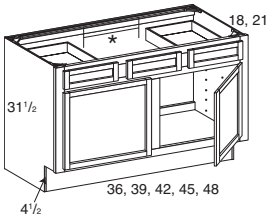

Vanity Sink Base Cabinet

VSB36
VSB3618
VSB39
VSB3918
VSB42
VSB4218
VSB45
VSB4518
VSB48
VSB4818

2 Drawers,
1 Drawer blank,
2 Doors

- **INSET:** VSB36 and VSB3618 will be standard WCM

Plumbing Clearance:
- * 18½″ for VSB36
- * 18½″ for VSB39
- * 21½″ for VSB42
- * 21½″ for VSB45
- * 21½″ for VSB48

WIDTH		HEIGHT		DEPTH	
Min.	Max.	Min.	Max.	Min.	Max.
33¼″	48″	24″	48″	12″	30″

Semi-Custom	APC	BO	CC	ES	FCE	FDBS	FH	FI	FIMD	FO	ID	IF	IME	MFE	MD	MH	MW	P	PCE	RD	RTK	TKA	VTK	WBR	WCM	WS	WTR
FOL/TOL	●	●	●	●	●			●		●	●	●	●	●	●	●	●	●	●	●	●	▲	●	●		●	●
INS	●	●	●	●	●			●		●	●	●		●	●	●	●	●	●	●	●	▲	●	●		●	●

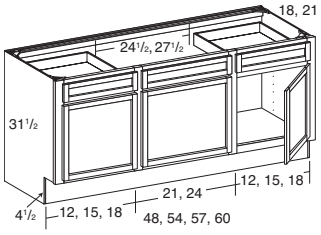

Vanity Sink Base Cabinet

VSB48D3
VSB4818D3
VSB54
VSB5418
VSB57
VSB5718
VSB60
VSB6018

2 Drawers,
1 Drawer blank,
3 Doors

- Doors hinged Left, Right, Right
- **MW is not available for VSB48D3 or VSB4818D3**

Door Sizes:
VSB48D3 & VSB4818D3 – 12″, 24″, 12″
VSB54 & VSB5418 – 15″, 24″, 15″
VSB57 & VSB5718 – 18″, 21″, 18″
VSB60 & VSB6018 – 18″, 24″, 18″

WIDTH		HEIGHT		DEPTH	
Min.	Max.	Min.	Max.	Min.	Max.
48¼″	60″	24″	48″	12″	30″

Semi-Custom	APC	BO	CC	ES	FCE	FDBS	FH	FI	FIMD	FO	ID	IF	IME	MFE	MD	MH	MW	P	PCE	RD	RTK	TKA	VTK	WBR	WCM	WS	WTR
FOL/TOL	●	●	●	●	●			●		●	●	●	●	●	●	●	●	●	●	●	●	▲	●	●		●	●
INS	●	●	●	●	●			●		●	●	●		●	●	●	●	●	●	●	●	▲	●	●		●	●

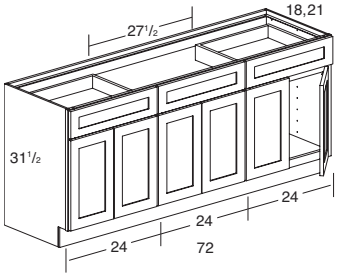

Vanity Sink Base Cabinet

VSB72
VSB7218

2 Drawers,
1 Drawer blank,
6 Doors

- 3 Sets of doors without center mullion

WIDTH		HEIGHT		DEPTH	
Min.	Max.	Min.	Max.	Min.	Max.
		24″	48″	12″	30″

Semi-Custom	APC	BO	CC	ES	FCE	FDBS	FH	FI	FIMD	FO	ID	IF	IME	MFE	MD	MH	MW	P	PCE	RD	RTK	TKA	VTK	WBR	WCM	WS	WTR
FOL/TOL	●	●	●	●	●			●		●	●	●	●	●	●	●			●	●	●	▲	●	●		●	●
INS	●	●	●	●	●			●		●	●	●		●	●	●			●	●	●	▲	●	●		●	●

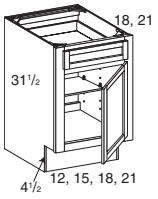

Vanity Base Cabinet

VB12 L/R
VB1218 L/R
VB15 L/R
VB1518 L/R
VB18 L/R
VB1818 L/R
VB21 L/R
VB2118 L/R

1 Drawer,
1 Door,
1 Adj. shelf

- **Must specify L or R hinge**

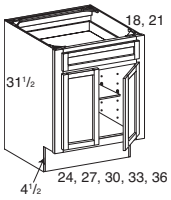

VB24
VB2418
VB27
VB2718
VB30WCM
VB3018WCM
VB33WCM
VB3318WCM
VB36WCM
VB3618WCM

1 Drawer,
2 Doors w/o center mullion,
1 Adj. shelf

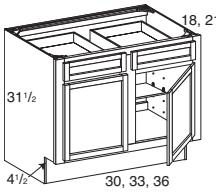

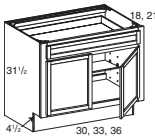

Available with WCM Option

VB30
VB3018
VB33
VB3318
VB36
VB3618

2 Drawers,
2 Doors,
1 Adj. shelf

- **INSET:** 30″-36″ wide will be standard WCM

WIDTH		HEIGHT		DEPTH	
Min.	Max.	Min.	Max.	Min.	Max.
12″	36″	24″	48″	12″	30″

Semi-Custom	APC	BO	CC	ES	FCE	FDBS	FH	FI	FIMD	FO	ID	IF	IME	MFE	MD	MH	MW	P	PCE	RD	RTK	TKA	VTK	WBR	WCM	WS	WTR
FOL/TOL	●	●	●	●	●	●	●	●		●	●	●	●	●	●	●	●	●	●	●	●	▲	●	●	●	●	●
INS	●	●	●	●	●	●	●	●		●	●	●		●	●	●	●	●	●	●	●	▲	●	●	●	●	●

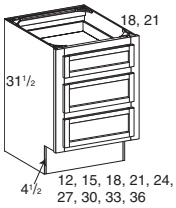

Vanity Drawer Base Cabinet

VDB12
VDB1218
VDB15
VDB1518
VDB18
VDB1818
VDB21
VDB2118
VDB24
VDB2418
VDB27
VDB2718
VDB30
VDB3018
VDB33
VDB3318
VDB36
VDB3618

3 Drawers

- **MH only available in 28½", 31½" and 34½" heights**

WIDTH		HEIGHT		DEPTH	
Min.	Max.	Min.	Max.	Min.	Max.
12"	36"			12"	30"

Semi-Custom	APC	BO	CC	ES	FCE	FDBS	FH	FI	FIMD	FO	ID	IF	IME	MFE	MD	MH	MW	P	PCE	RD	RTK	TKA	VTK	WBR	WCM	WS	WTR
FOL/TOL	●	●	●	●	●					●	●		●	●	●	●	●		●	●	●	▲	●	●		●	●
INS	●	●	●	●	●					●	●			●	●	●	●		●	●	●	▲	●	●		●	●

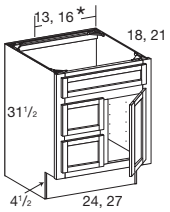

Left Hand Shown

Vanity Sink Drawer Base Cabinet

VSDB24R L/R
VSDB24R18 L/R
VSDB24L L/R
VSDB24L18 L/R
VSDB27R L/R
VSDB27R18 L/R
VSDB27L L/R
VSDB27L18 L/R

2 Drawers,
1 Drawer blank,
1 Door

- **Must specify L or R hinge**
- When ordering, left or right indicates drawer stack location
- **MH only available in 28½", 31½" and 34½" heights**

* Plumbing clearance

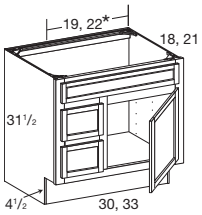

Left Hand Shown

VSDB30R L/R
VSDB30R18 L/R
VSDB30L L/R
VSDB30L18 L/R
VSDB33R L/R
VSDB33R18 L/R
VSDB33L L/R
VSDB33L18 L/R

2 Drawers,
1 Drawer blank,
1 Door

- **Must specify L or R hinge**
- When ordering, left or right indicates drawer stack location
- **MH only available in 28½", 31½" and 34½" heights**

* Plumbing clearance

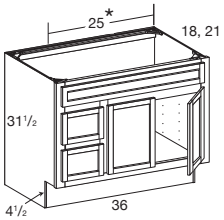

Left Hand Shown

VSDB36R
VSDB36R18
VSDB36L
VSDB36L18

2 Drawers,
1 Drawer blank,
2 Doors w/o center mullion

- When ordering, left or right indicates drawer stack location
- **MH only available in 28½", 31½" and 34½" heights**

* Plumbing clearance

WIDTH		HEIGHT		DEPTH	
Min.	Max.	Min.	Max.	Min.	Max.
21¼"	36"			12"	30"

Semi-Custom	APC	BO	CC	ES	FCE	FDBS	FH	FI	FIMD	FO	ID	IF	IME	MFE	MD	MH	MW	P	PCE	RD	RTK	TKA	VTK	WBR	WCM	WS	WTR
FOL/TOL	●	●	●	●	●					●	●		●	●	●	●	●	●	●	●	●	▲	●	●		●	●
INS	●	●	●	●	●					●	●			●	●	●	●	●	●	●	●	▲	●	●		●	●

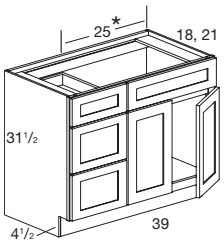

Left Hand Shown

Vanity Sink Drawer Base Cabinet

VSDB39R
VSDB39R18
VSDB39L
VSDB39L18

3 Drawers,
1 Drawer blank,
2 Doors w/o center mullion

- When ordering, left or right indicates drawer stack location
- **MH only available in 28½", 31½" and 34½" heights**

*Plumbing clearance

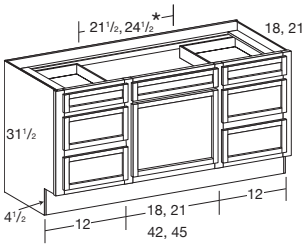

VSDB42 L/R
VSDB4218 L/R
VSDB45 L/R
VSDB4518 L/R

6 Drawers,
1 Drawer blank,
1 Door

- **Must specify L or R hinge**
- **MH only available in 28½", 31½" and 34½" heights**

*Plumbing clearance

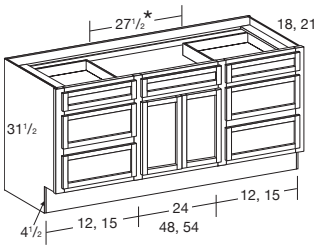

VSDB48
VSDB4818
VSDB54
VSDB5418

6 Drawers,
1 Drawer blank,
2 Doors w/o center mullion

- **MH only available in 28½", 31½" and 34½" heights**

*Plumbing clearance

Sink Maximum Cut Out Dimensions
VSDB48, VSDB54 – 27½" x 19½"
VSDB4818, VSDB5418 – 27½" x 16½"

WIDTH		HEIGHT		DEPTH	
Min.	Max.	Min.	Max.	Min.	Max.
36¼"	54"			12"	30"

Semi-Custom	APC	BO	CC	ES	FCE	FDBS	FH	FI	FIMD	FO	ID	IF	IME	MFE	MD	MH	MW	P	PCE	RD	RTK	TKA	VTK	WBR	WCM	WS	WTR
FOL/TOL	●	●	●	●	●					●	●		●	●	●	●	●		●	●	●	▲	●	●		●	●
INS	●	●	●	●	●					●	●			●	●	●	●		●	●	●	▲	●	●		●	●

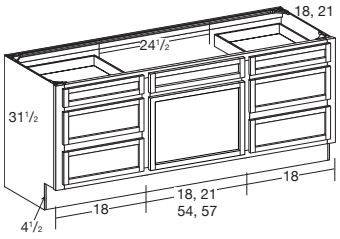

Vanity Sink Drawer Base Cabinet with Single Bowl

VSDB54SB L/R
VSDB5418SB L/R
VSDB57SB L/R
VSDB5718SB L/R

6 Drawers,
1 Drawer blank,
1 Door

- **Must specify L or R hinge**
- **MH only available in 28½", 31½" and 34½" heights**

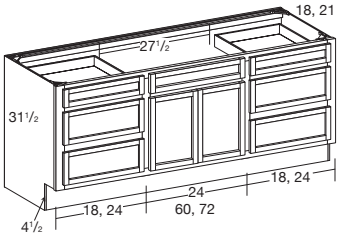

VSDB60SB
VSDB6018SB
VSDB72SB
VSDB7218SB

6 Drawers,
1 Drawer blank,
2 Doors w/o center mullion

- **MH only available in 28½", 31½" and 34½" heights**

WIDTH		HEIGHT		DEPTH	
Min.	Max.	Min.	Max.	Min.	Max.
54¼"	72"			12"	30"

Semi-Custom	APC	BO	CC	ES	FCE	FDBS	FH	FI	FIMD	FO	ID	IF	IME	MFE	MD	MH	MW	P	PCE	RD	RTK	TKA	VTK	WBR	WCM	WS	WTR
FOL/TOL	●	●	●	●	●					●	●		●	●	●	●	●		●	●	●	▲	●	●		●	●
INS	●	●	●	●	●					●	●			●	●	●	●		●	●	●	▲	●	●		●	●

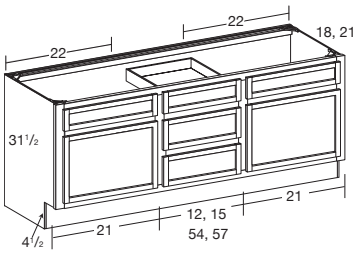

Vanity Sink Drawer Base Cabinet with Double Bowl

VSDB54DB
VSDB5418DB
VSDB57DB
VSDB5718DB

3 Drawers,
2 Drawer blanks,
2 Doors

- Left hand door will be hinged left and the right hand door will be hinged right
- **MH only available in 28½", 31½" and 34½" heights**

Sink Maximum Cut Out Dimensions
VSDB54DB, VSDB57DB – 22" x 19½"
VSDB5418DB, VSDB5718DB – 22" x 16½"

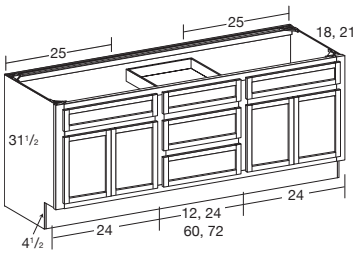

VSDB60DB
VSDB6018DB
VSDB72DB
VSDB7218DB

3 Drawers,
2 Drawer blanks,
4 Doors w/o center mullion

- 2 Sets of doors without center mullion
- **MH only available in 28½", 31½" and 34½" heights**

Sink Maximum Cut Out Dimensions
VSDB60DB, VSDB72DB – 25" x 19½"
VSDB6018DB, VSDB7218DB – 25" x 16½"

WIDTH		HEIGHT		DEPTH	
Min.	Max.	Min.	Max.	Min.	Max.
54¼"	72"			12"	30"

Semi-Custom	APC	BO	CC	ES	FCE	FDBS	FH	FI	FIMD	FO	ID	IF	IME	MFE	MD	MH	MW	P	PCE	RD	RTK	TKA	VTK	WBR	WCM	WS	WTR
FOL/TOL	●	●	●	●	●					●	●		●	●	●	●	●		●	●	●	▲	●	●		●	●
INS	●	●	●	●	●					●	●			●	●	●	●		●	●	●	▲	●	●		●	●

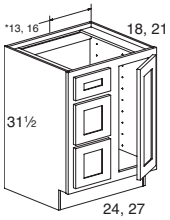

Left Hand Shown

Vanity Sink Drawer Base Cabinet with Full Height Doors

VSDB24RFH L/R
VSDB24R18FH L/R
VSDB24LFH L/R
VSDB24L18FH L/R
VSDB27RFH L/R
VSDB27R18FH L/R
VSDB27LFH L/R
VSDB27L18FH L/R

2 Drawers,
1 Drawer blank,
1 Door

- **Must specify L or R hinge**
- When ordering, left or right indicates drawer stack location
- **MH only available in 28½", 31½" and 34½" heights**
- * Plumbing clearance

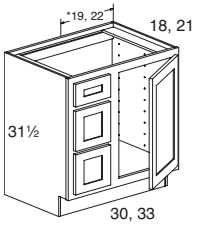

Left Hand Shown

VSDB30RFH L/R
VSDB30R18FH L/R
VSDB30LFH L/R
VSDB30L18FH L/R
VSDB33RFH L/R
VSDB33R18FH L/R
VSDB33LFH L/R
VSDB33L18FH L/R

2 Drawers,
1 Drawer blank,
1 Door

- **Must specify L or R hinge**
- When ordering, left or right indicates drawer stack location
- **MH only available in 28½", 31½" and 34½" heights**
- * Plumbing clearance

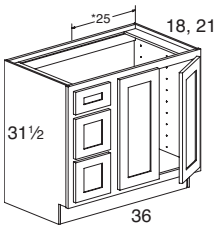

Left Hand Shown

VSDB36RFH
VSDB36R18FH
VSDB36LFH
VSDB36L18FH

2 Drawers,
1 Drawer blank,
2 Doors w/o center mullion

- When ordering, left or right indicates drawer stack location
- **MH only available in 28½", 31½" and 34½" heights**
- * Plumbing clearance

WIDTH		HEIGHT		DEPTH	
Min.	Max.	Min.	Max.	Min.	Max.
21¼"	36"			12"	30"

Semi-Custom	APC	BO	CC	ES	FCE	FDBS	FH	FI	FIMD	FO	ID	IF	IME	MFE	MD	MH	MW	P	PCE	RD	RTK	TKA	VTK	WBR	WCM	WS	WTR
FOL/TOL	●	●	●	●	●					●	●		●	●	●	●	●	●	●	●	●	▲	●	●		●	●
INS	●	●	●	●	●					●	●			●	●	●	●	●	●	●	●	▲	●	●		●	●

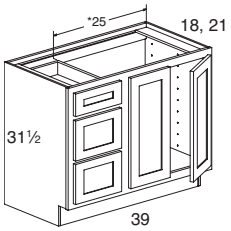

Left Hand Shown

Vanity Sink Drawer Base Cabinet with Full Height Doors

VSDB39RFH
VSDB39R18FH
VSDB39LFH
VSDB39L18FH

3 Drawers,
2 Doors w/o center mullion

- When ordering, left or right indicates drawer stack location
- **MH only available in 28½", 31½" and 34½" heights**

*Plumbing clearance

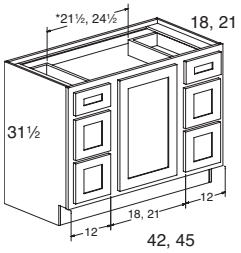

VSDB42FH L/R
VSDB4218FH L/R
VSDB45FH L/R
VSDB4518FH L/R

6 Drawers,
1 Door

- **Must specify L or R hinge**
- **MH only available in 28½", 31½" and 34½" heights**

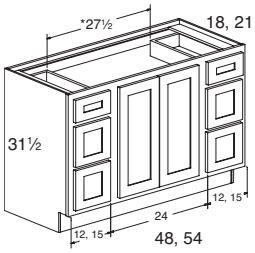

VSDB48FH
VSDB4818FH
VSDB54FH
VSDB5418FH

6 Drawers,
2 Doors w/o center mullion

- **MH only available in 28½", 31½" and 34½" heights**

Sink Maximum Cut Out Dimensions
VSDB48FH, VSDB54FH – 27½" x 19½"
VSDB4818FH, VSDB5418FH – 27½" x 16½"

WIDTH		HEIGHT		DEPTH	
Min.	Max.	Min.	Max.	Min.	Max.
36¼"	54"			12"	30"

Semi-Custom	APC	BO	CC	ES	FCE	FDBS	FH	FI	FIMD	FO	ID	IF	IME	MFE	MD	MH	MW	P	PCE	RD	RTK	TKA	VTK	WBR	WCM	WS	WTR
FOL/TOL	●	●	●	●	●					●	●		●	●	●	●	●		●	●	●	▲	●	●		●	●
INS	●	●	●	●	●					●	●			●	●	●	●		●	●	●	▲	●	●		●	●

Vanity Sink Drawer Base Cabinet with Full Height Doors and Single Bowl

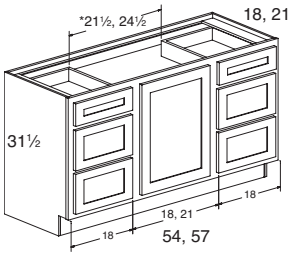

VSDB54FHSB L/R
VSDB5418FHSB L/R
VSDB57FHSB L/R
VSDB5718FHSB L/R

6 Drawers,
1 Door

- **Must specify L or R hinge**
- **MH only available in 28½", 31½" and 34½" heights**

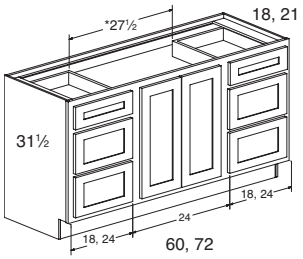

VSDB60FHSB
VSDB6018FHSB
VSDB72FHSB
VSDB7218FHSB

6 Drawers,
2 Doors w/o center mullion

- **MH only available in 28½", 31½" and 34½" heights**

WIDTH		HEIGHT		DEPTH	
Min.	Max.	Min.	Max.	Min.	Max.
54¼"	72"			12"	30"

Semi-Custom	APC	BO	CC	ES	FCE	FDBS	FH	FI	FIMD	FO	ID	IF	IME	MFE	MD	MH	MW	P	PCE	RD	RTK	TKA	VTK	WBR	WCM	WS	WTR
FOL/TOL	●	●	●	●	●					●	●		●	●	●	●	●		●	●	●	▲	●	●		●	●
INS	●	●	●	●	●					●	●			●	●	●	●		●	●	●	▲	●	●		●	●

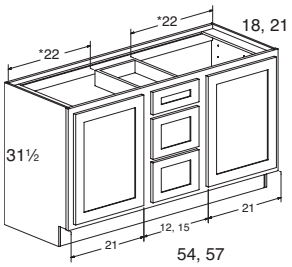

Vanity Sink Drawer Base Cabinet with Full Height Doors and Double Bowl

VSDB54FHDB
VSDB5418FHDB
VSDB57FHDB
VSDB5718FHDB

3 Drawers,
2 Doors

- Left hand door will be hinged left and the right hand door will be hinged right
- **MH only available in 28½", 31½" and 34½" heights**

Sink Maximum Cut Out Dimensions
VSDB54FHDB, VSDB57FHDB – 22" x 19½"
VSDB5418FHDB, VSDB5718FHDB – 22" x 16½"

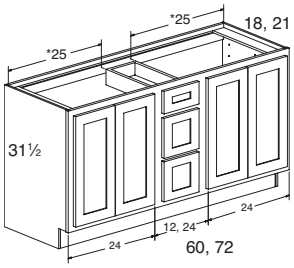

VSDB60FHDB
VSDB6018FHDB
VSDB72FHDB
VSDB7218FHDB

3 Drawers,
4 Doors w/o center mullion

- 2 Sets of doors without center mullion
- **MH only available in 28½", 31½" and 34½" heights**

Sink Maximum Cut Out Dimensions
VSDB60FHDB, VSDB72FHDB – 25" x 19½"
VSDB6018FHDB, VSDB7218FHDB – 25" x 16½"

	WIDTH		HEIGHT		DEPTH	
	Min.	Max.	Min.	Max.	Min.	Max.
	54¼"	72"			12"	30"

Semi-Custom	APC	BO	CC	ES	FCE	FDBS	FH	FI	FIMD	FO	ID	IF	IME	MFE	MD	MH	MW	P	PCE	RD	RTK	TKA	VTK	WBR	WCM	WS	WTR
FOL/TOL	●	●	●	●	●					●	●		●	●	●	●	●		●	●	●	▲	●	●		●	●
INS	●	●	●	●	●					●	●			●	●	●	●		●	●	●	▲	●	●		●	●

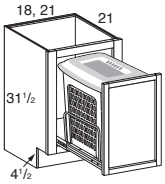

Vanity Hamper Cabinet

VHC18
VHC21

1 Door

- The hamper basket is white, includes a lid and can be removed from cabinet

	WIDTH		HEIGHT		DEPTH	
	Min.	Max.	Min.	Max.	Min.	Max.
					21"	30"

Semi-Custom	APC	BO	CC	ES	FCE	FDBS	FH	FI	FIMD	FO	ID	IF	IME	MFE	MD	MH	MW	P	PCE	RD	RTK	TKA	VTK	WBR	WCM	WS	WTR
FOL/TOL	●		●	●	●		▲				●		●	●	●				●		●	▲	●	●			
INS	●		●	●	●		▲				●			●	●				●		●	▲	●	●			

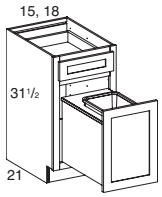

Vanity Base Wastebasket

VB15WB
VB18WB

1 Drawer,
1 Door

- The wastebasket is white and can be removed from cabinet
- **INSET:** Not available

	WIDTH		HEIGHT		DEPTH	
	Min.	Max.	Min.	Max.	Min.	Max.
					21"	30"

Semi-Custom	APC	BO	CC	ES	FCE	FDBS	FH	FI	FIMD	FO	ID	IF	IME	MFE	MD	MH	MW	P	PCE	RD	RTK	TKA	VTK	WBR	WCM	WS	WTR
FOL/TOL	●		●	●	●		●				●		●	●	●				●		●	▲	●	●			●

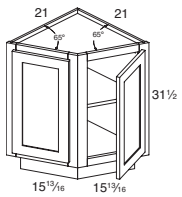

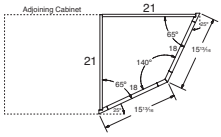

Vanity Return Angle Cabinet

VRA2121

2 Doors,
1 Adj. shelf

- Ends are unfinished
- For countertop angles, see diagram
- **Toe kick shipped unattached**
- **WBRAV, WBRSFV and WBRCV are not available**

Door Sizes
TOL: 15½" x 27½"
FOL: 17⅝" x 29⅝"
INS: 14¼" x 26¼"

	WIDTH		HEIGHT		DEPTH	
	Min.	Max.	Min.	Max.	Min.	Max.
			16½"	48"		

Semi-Custom	APC	BO	CC	ES	FCE	FDBS	FH	FI	FIMD	FO	ID	IF	IME	MFE	MD	MH	MW	P	PCE	RD	RTK	TKA	VTK	WBR	WCM	WS	WTR
FOL/TOL	●	●				▲	▲	●		●						●			●					●			●
INS	●	●				▲	▲	●		●						●			●					●			●

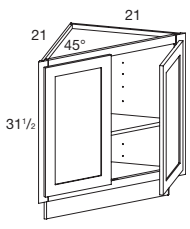

Vanity Angle Base Cabinet

VAB2121

2 Doors w/o center mullion,
1 Adj. shelf

- Ends are unfinished
- **Toe kick shipped unattached**

	WIDTH		HEIGHT		DEPTH	
	Min.	Max.	Min.	Max.	Min.	Max.
			16½"	48"		

Semi-Custom	APC	BO	CC	ES	FCE	FDBS	FH	FI	FIMD	FO	ID	IF	IME	MFE	MD	MH	MW	P	PCE	RD	RTK	TKA	VTK	WBR	WCM	WS	WTR
FOL/TOL	●	●				▲	▲	●		●						●			●								
INS	●	●				▲	▲	●		●						●			●								

STANDARD VANITY CABINETS (continued)

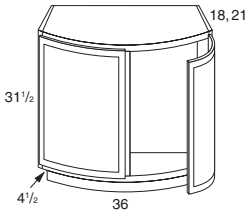

Curved Vanity Sink Cabinet

CVS36
CVS3618

2 Doors

- ½″ Plywood end panels
- Cabinet has full top
- **Available in Madison Square/Arch/ Cathedral Cherry/Maple, Rose Hall Square/Arch/Cathedral Cherry/Maple and Seville Square Cherry door styles only**
- Actual depth to curved front:
  21″ deep is 29¾″
  18″ deep is 26¾″
- When attaching matching toe space cover, back must be scored to conform to radius
- **INSET:** Not available

	WIDTH		HEIGHT		DEPTH	
	Min.	Max.	Min.	Max.	Min.	Max.

Semi-Custom	APC	BO	CC	ES	FCE	FDBS	FH	FI	FIMD	FO	ID	IF	IME	MFE	MD	MH	MW	P	PCE	RD	RTK	TKA	VTK	WBR	WCM	WS	WTR
FOL/TOL	▲						▲	●			●			●					▲	●		▲	●				

34½″ HIGH JUST RIGHT BASE HEIGHT VANITY SINK CABINETS

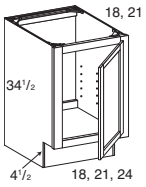

34½″ High Just Right Vanity Sink Cabinet

VS18BH L/R
VS1818BH L/R
VS21BH L/R
VS2118BH L/R
VS24SDBH L/R
VS2418SDBH L/R

1 Door

- **Must specify L or R hinge**

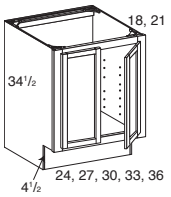

VS24BH
VS2418BH
VS27BH
VS2718BH
VS30WCMBH
VS3018WCMBH
VS33WCMBH
VS3318WCMBH
VS36WCMBH
VS3618WCMBH

2 Doors w/o center mullion

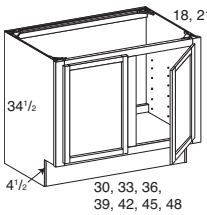

Available with WCM Option

VS30BH
VS3018BH
VS33BH
VS3318BH
VS36BH
VS3618BH
VS39BH
VS3918BH
VS42BH
VS4218BH
VS45D2BH
VS4518D2BH
VS48D2BH
VS4818D2BH

2 Doors

- **INSET:** 30″-36″ wide will be standard WCM

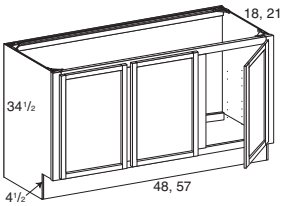

VS48BH
VS4818BH
VS57BH
VS5718BH

3 Doors

- Doors hinged Left, Right, Right
- **INSET:** Not available

Door Sizes
VS48BH & VS4818BH – 15″, 18″, 15″
VS57BH & VS5718BH – 18″, 21″, 18″

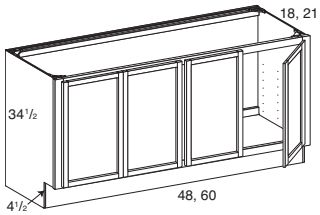

VS48D4BH
VS4818D4BH
VS60BH
VS6018BH

4 Doors

- 2 Sets of doors without center mullion

	WIDTH		HEIGHT		DEPTH	
	Min.	Max.	Min.	Max.	Min.	Max.
	9″	60″	16½″	48″	6″	30″

Semi-Custom	APC	BO	CC	ES	FCE	FDBS	FH	FI	FIMD	FO	ID	IF	IME	MFE	MD	MH	MW	P	PCE	RD	RTK	TKA	VTK	WBR	WCM	WS	WTR
FOL/TOL	●	●	●	●	●		▲	●		●	●		●	●	●	●	●	●	●	●	●	▲	●	●	●	●	
INS	●	●	●	●	●		▲	●		●	●			●	●	●	●	●	●	●	●	▲	●	●	●	●	

34½″ High Vanities Available in Square Doors Only.

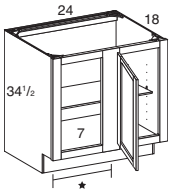

Left Blind Shown

34½" High Just Right Vanity Blind Corner Cabinets

VBC30L18BH **1 Door,**
VBC30R18BH **1 Adj. Shelf**

★ **Distance from frame edge to edge of closed door**
TOL = 14¾"
FOL = 13$^{11}/_{16}$"

- **Must specify L or R blind**
- Hinge is on blind side of cabinet
- IME available only for the side opposite the blind
- **INSET:** Not available

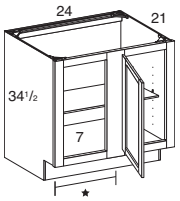

Left Blind Shown

VBC33LBH **1 Door,**
VBC33RBH **1 Adj. Shelf**

★ **Distance from frame edge to edge of closed door**
TOL = 14¾"
FOL = 13$^{11}/_{16}$"

- **Must specify L or R blind**
- Hinge is on blind side of cabinet
- IME available only for the side opposite the blind
- **INSET:** Not available

Pull is for 21" Depth Cabinet	OL Max Pull	Minimum Pull w/o Hardware		*Minimum Pull w/ Hardware	
		TOL	FOL	TOL	FOL
VBC30	31¾	26¾	28	28½	29½
VBC33	34¾	29¾	31	31½	32½
*Adjacent Cabinet Filler Required		None	1"	1¼"	2½"

*Minimum Pull w/Hardware and Adjacent Cabinet Filler Required is based on a hardware protrusion of 1½".

WIDTH		HEIGHT		DEPTH	
Min.	Max.	Min.	Max.	Min.	Max.
		16½"	48"	6"	30"

Semi-Custom	APC	BO	CC	ES	FCE	FDBS	FH	FI	FIMD	FO	ID	IF	IME	MFE	MD	MH	MW	P	PCE	RD	RTK	TKA	VTK	WBR	WCM	WS	WTR
FOL/TOL	●	●		●	●	●	▲	●		●			●	●	●	●			●		●	▲	●	●		●	

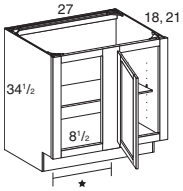

Left Blind Shown

34½" High Just Right Vanity Blind Corner Cabinets

VBC36LBH **1 Door,**
VBC36RBH **1 Adj. Shelf**
VBC36L18BH
VBC36R18BH

★ **Distance from frame edge to edge of closed door**
TOL = 16¼"
FOL = 15$^{3}/_{16}$"

- **Must specify L or R blind**
- Hinge is on blind side of cabinet
- IME available only for the side opposite the blind

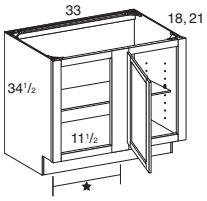

Left Blind Shown

VBC39LBH **1 Door,**
VBC39RBH **1 Adj. Shelf**
VBC39L18BH
VBC39R18BH

★ **Distance from frame edge to edge of closed door**
TOL = 19¼"
FOL = 18$^{3}/_{16}$"

- **Must specify L or R blind**
- Hinge is on blind side of cabinet
- IME available only for the side opposite the blind

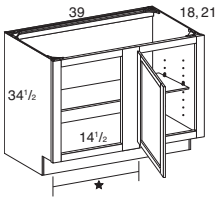

Left Blind Shown

VBC42LBH **1 Door,**
VBC42RBH **1 Adj. Shelf**
VBC42L18BH
VBC42R18BH

★ **Distance from frame edge to edge of closed door**
TOL = 22¼"
FOL = 21$^{3}/_{16}$"

- **Must specify L or R blind**
- Hinge is on blind side of cabinet
- IME available only for the side opposite the blind

Pull is for 21" Depth Cabinet	OL Max Pull	Minimum Pull w/o Hardware		*Minimum Pull w/ Hardware	
		TOL	FOL	TOL	FOL
VBC36	37¾	33	34	34⅛	35¼
VBC39	40¾	36	37	37⅛	38¼
VBC42	43¾	39	40	40⅛	41¼
*Adjacent Cabinet Filler Required		None	1"	1¼"	2½"

*Minimum Pull w/Hardware and Adjacent Cabinet Filler Required is based on a hardware protrusion of 1½".

WIDTH		HEIGHT		DEPTH	
Min.	Max.	Min.	Max.	Min.	Max.
		16½"	48"	6"	30"

Semi-Custom	APC	BO	CC	ES	FCE	FDBS	FH	FI	FIMD	FO	ID	IF	IME	MFE	MD	MH	MW	P	PCE	RD	RTK	TKA	VTK	WBR	WCM	WS	WTR
FOL/TOL	●	●		●	●	●	▲	●		●	●		●	●	●	●		●	●	●	●	▲	●	●		●	
INS	●	●		●	●	●	▲	●		●	●			●	●	●		●	●	●	●	▲	●	●		●	

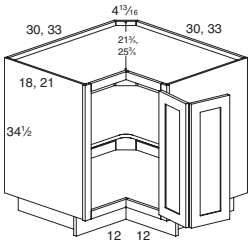

34½" High Just Right Vanity Corner Sink Base Cabinet

VCSB3018BH L/R
VCSB3321BH L/R

Double doors,
1 Adj. shelf

- **Must specify L or R hinge**
- **Cabinet has full top**
- Toe Kick shipped unattached

WIDTH		HEIGHT		DEPTH	
Min.	Max.	Min.	Max.	Min.	Max.
		24"	48"		

Semi-Custom	APC	BO	CC	ES	FCE	FDBS	FH	FI	FIMD	FO	ID	IF	IME	MFE	MD	MH	MW	P	PCE	RD	RTK	TKA	VTK	WBR	WCM	WS	WTR
FOL/TOL	●	●		●		▲	▲	●		●				●		●		●	●				●				
INS	●	●		●		▲	▲	●		●				●		●		●	●				●				

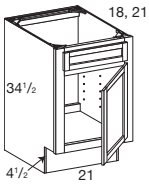

34½" High Just Right Vanity Sink Cabinet with Blanks

VS21BBH L/R
VS21B18BH L/R

1 Drawer blank,
1 Door

- **Must specify L or R hinge**

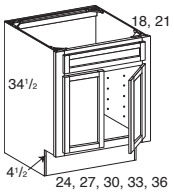

VS24BBH
VS24B18BH
VS27BBH
VS27B18BH
VS30BWCMBH
VS30B18WCMBH
VS33BWCMBH
VS33B18WCMBH
VS36BWCMBH
VS36B18WCMBH

1 Drawer blank,
2 Doors w/o center mullion

WIDTH		HEIGHT		DEPTH	
Min.	Max.	Min.	Max.	Min.	Max.
18¼"	36"	24"	48"	6"	30"

Semi-Custom	APC	BO	CC	ES	FCE	FDBS	FH	FI	FIMD	FO	ID	IF	IME	MFE	MD	MH	MW	P	PCE	RD	RTK	TKA	VTK	WBR	WCM	WS	WTR
FOL/TOL	●	●	●	●	●		●	●		●	●		●	●	●	●	●	●	●	●	●	▲	●	●		●	●
INS	●	●	●	●	●		●	●		●	●			●	●	●	●	●	●	●	●	▲	●	●		●	●

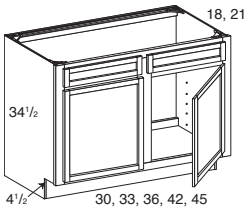

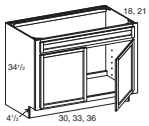

Available with WCM Option

VS30BBH
VS30B18BH
VS33BBH
VS33B18BH
VS36BBH
VS36B18BH
VS42BBH
VS42B18BH
VS45BD2BH
VS45B18D2BH

2 Drawer blanks,
2 Doors

- **INSET:** 30"-36" wide will be standard WCM

WIDTH		HEIGHT		DEPTH	
Min.	Max.	Min.	Max.	Min.	Max.
30¼"	45"	24"	48"	6"	30"

Semi-Custom	APC	BO	CC	ES	FCE	FDBS	FH	FI	FIMD	FO	ID	IF	IME	MFE	MD	MH	MW	P	PCE	RD	RTK	TKA	VTK	WBR	WCM	WS	WTR
FOL/TOL	●	●	●	●	●		●	●		●	●		●	●	●	●	●	●	●	●	●	▲	●	●	●	●	●
INS	●	●	●	●	●		●	●		●	●			●	●	●	●	●	●	●	●	▲	●	●	●	●	●

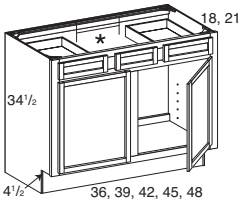

34½" High Just Right Vanity Sink Base Cabinet

VSB36BH
VSB3618BH
VSB39BH
VSB3918BH
VSB42BH
VSB4218BH
VSB45BH
VSB4518BH
VSB48BH
VSB4818BH

2 Drawers,
1 Drawer blank,
2 Doors

- **INSET:** VSB36BH and VSB3618BH will be standard WCM

Plumbing Clearance:
* 18½" for VSB36BH & VSB3618BH
* 18½" for VSB39BH & VSB3918BH
* 21½" for VSB42BH & VSB4218BH
* 21½" for VSB45BH & VSB4518BH
* 21½" for VSB48BH & VSB4818BH

WIDTH		HEIGHT		DEPTH	
Min.	Max.	Min.	Max.	Min.	Max.
33¼"	48"	24"	48"	12"	30"

Semi-Custom	APC	BO	CC	ES	FCE	FDBS	FH	FI	FIMD	FO	ID	IF	IME	MFE	MD	MH	MW	P	PCE	RD	RTK	TKA	VTK	WBR	WCM	WS	WTR
FOL/TOL	●	●	●	●	●			●		●	●	●	●	●	●	●	●	●	●	●	●	▲	●	●		●	●
INS	●	●	●	●	●			●		●	●	●		●	●	●	●	●	●	●	●	▲	●	●		●	●

34½" High Vanities Available in Square Doors Only.

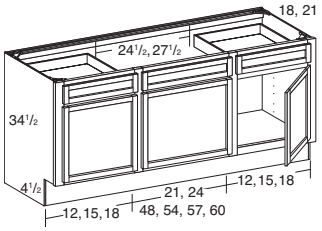

34½" High Just Right Vanity Sink Base Cabinet

VSB48D3BH
VSB4818D3BH
VSB54BH
VSB5418BH
VSB57BH
VSB5718BH
VSB60BH
VSB6018BH

2 Drawers,
1 Drawer blank,
3 Doors

- Doors hinged Left, Right, Right
- **MW is not available for VSB48D3BH or VSB4818D3BH**

Door Sizes:
VSB48D3BH & VSB4818D3BH – 12", 24", 12"
VSB54BH & VSB5418BH – 15", 24", 15"
VSB57BH & VSB5718BH – 18", 21", 18"
VSB60BH & VSB6018BH – 18", 24", 18"

WIDTH		HEIGHT		DEPTH	
Min.	Max.	Min.	Max.	Min.	Max.
48¼"	60"	24"	48"	12"	30"

Semi-Custom	APC	BO	CC	ES	FCE	FDBS	FH	FI	FIMD	FO	ID	IF	IME	MFE	MD	MH	MW	P	PCE	RD	RTK	TKA	VTK	WBR	WCM	WS	WTR
FOL/TOL	●	●	●	●	●			●		●	●	●	●	●	●	●	●	●	●	●	●	▲	●	●		●	●
INS	●	●	●	●	●			●		●	●	●		●	●	●	●	●	●	●	●	▲	●	●		●	●

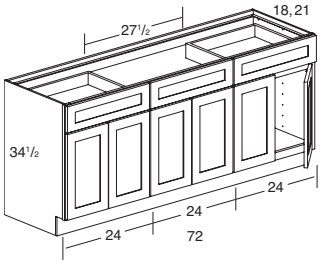

34½" High Just Right Vanity Sink Base Cabinet

VSB72BH
VSB7218BH

2 Drawers,
1 Drawer blank,
6 Doors

- 3 Sets of doors without center mullion

WIDTH		HEIGHT		DEPTH	
Min.	Max.	Min.	Max.	Min.	Max.
		24"	48"	12"	30"

Semi-Custom	APC	BO	CC	ES	FCE	FDBS	FH	FI	FIMD	FO	ID	IF	IME	MFE	MD	MH	MW	P	PCE	RD	RTK	TKA	VTK	WBR	WCM	WS	WTR
FOL/TOL	●	●	●	●	●			●		●	●	●	●	●	●	●			●	●	●	▲	●	●		●	●
INS	●	●	●	●	●			●		●	●	●		●	●	●			●	●	●	▲	●	●		●	●

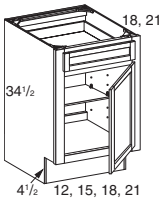

34½" High Just Right Vanity Base Cabinet

VB12BH L/R
VB1218BH L/R
VB15BH L/R
VB1518BH L/R
VB18BH L/R
VB1818BH L/R
VB21BH L/R
VB2118BH L/R

1 Drawer,
1 Door,
1 Adj. shelf

- **Must specify L or R hinge**

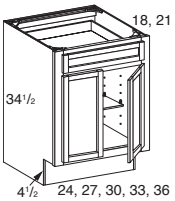

VB24BH
VB2418BH
VB27BH
VB2718BH
VB30WCMBH
VB3018WCMBH
VB33WCMBH
VB3318WCMBH
VB36WCMBH
VB3618WCMBH

1 Drawer,
2 Doors w/o center mullion,
1 Adj. shelf

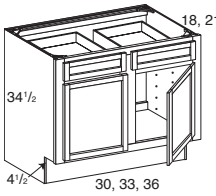

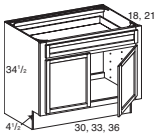

Available with WCM Option

VB30BH
VB3018BH
VB33BH
VB3318BH
VB36BH
VB3618BH

2 Drawers,
2 Doors,
1 Adj. shelf

- **INSET:** 30"-36" wide will be standard WCM

WIDTH		HEIGHT		DEPTH	
Min.	Max.	Min.	Max.	Min.	Max.
12"	36"	24"	48"	12"	30"

Semi-Custom	APC	BO	CC	ES	FCE	FDBS	FH	FI	FIMD	FO	ID	IF	IME	MFE	MD	MH	MW	P	PCE	RD	RTK	TKA	VTK	WBR	WCM	WS	WTR
FOL/TOL	●	●	●	●	●	●	●	●		●	●	●	●	●	●	●	●	●	●	●	●	▲	●	●	●	●	●
INS	●	●	●	●	●	●	●	●		●	●	●		●	●	●	●	●	●	●	●	▲	●	●	●	●	●

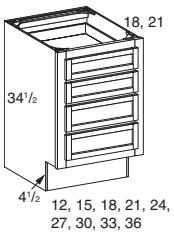

34½" High Just Right Vanity Drawer Base Cabinet

VDB12BH
VDB1218BH
VDB15BH
VDB1518BH
VDB18BH
VDB1818BH
VDB21BH
VDB2118BH
VDB24BH
VDB2418BH
VDB27BH
VDB2718BH
VDB30BH
VDB3018BH
VDB33BH
VDB3318BH
VDB36BH
VDB3618BH

4 Drawers

- **INSET:** Will have 3 drawers

WIDTH		HEIGHT		DEPTH	
Min.	Max.	Min.	Max.	Min.	Max.
12"	36"			12"	30"

Semi-Custom	APC	BO	CC	ES	FCE	FDBS	FH	FI	FIMD	FO	ID	IF	IME	MFE	MD	MH	MW	P	PCE	RD	RTK	TKA	VTK	WBR	WCM	WS	WTR
FOL/TOL	●	●	●	●	●					●	●		●	●	●		●		●	●	●	▲	●	●		●	●
INS	●	●	●	●	●					●	●			●	●		●		●	●	●	▲	●	●		●	●

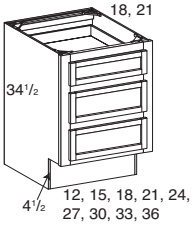

34½" High Just Right Vanity Three Drawer Base Cabinet

V3DB12BH
V3DB1218BH
V3DB15BH
V3DB1518BH
V3DB18BH
V3DB1818BH
V3DB21BH
V3DB2118BH
V3DB24BH
V3DB2418BH
V3DB27BH
V3DB2718BH
V3DB30BH
V3DB3018BH
V3DB33BH
V3DB3318BH
V3DB36BH
V3DB3618BH

3 Drawers

- **MH only available in 28½", 31½" and 34½" heights**

WIDTH		HEIGHT		DEPTH	
Min.	Max.	Min.	Max.	Min.	Max.
12"	36"			12"	30"

Semi-Custom	APC	BO	CC	ES	FCE	FDBS	FH	FI	FIMD	FO	ID	IF	IME	MFE	MD	MH	MW	P	PCE	RD	RTK	TKA	VTK	WBR	WCM	WS	WTR
FOL/TOL	●	●	●	●	●					●	●		●	●	●	●	●		●	●	●	▲	●	●		●	●
INS	●	●	●	●	●					●	●			●	●	●	●		●	●	●	▲	●	●		●	●

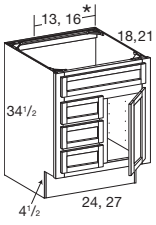

Left Hand Shown

34½" High Just Right Vanity Sink Drawer Base Cabinet

VSDB24RBH L/R
VSDB24R18BH L/R
VSDB24LBH L/R
VSDB24L18BH L/R
VSDB27RBH L/R
VSDB27R18BH L/R
VSDB27LBH L/R
VSDB27L18BH L/R

3 Drawers,
1 Drawer blank,
1 Door

- **Must specify L or R hinge**
- When ordering, left or right indicates drawer stack location
- **INSET:** Will have 2 drawers

* Plumbing clearance

WIDTH		HEIGHT		DEPTH	
Min.	Max.	Min.	Max.	Min.	Max.
21¼"	27"			12"	30"

Semi-Custom	APC	BO	CC	ES	FCE	FDBS	FH	FI	FIMD	FO	ID	IF	IME	MFE	MD	MH	MW	P	PCE	RD	RTK	TKA	VTK	WBR	WCM	WS	WTR
FOL/TOL	●	●	●	●	●					●	●		●	●	●		●	●	●	●	●	▲	●	●		●	●
INS	●	●	●	●	●					●	●			●	●		●	●	●	●	●	▲	●	●		●	●

34½" High Vanities Available in Square Doors Only.

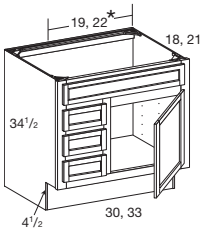

Left Hand Shown

34½" High Just Right Vanity Sink Drawer Base Cabinet

VSDB30RBH L/R
VSDB30R18BH L/R
VSDB30LBH L/R
VSDB30L18BH L/R
VSDB33RBH L/R
VSDB33R18BH L/R
VSDB33LBH L/R
VSDB33L18BH L/R

3 Drawers,
1 Drawer blank,
1 Door

- **Must specify L or R hinge**
- When ordering, left or right indicates drawer stack location
- **INSET:** Will have 2 drawers
- * Plumbing clearance

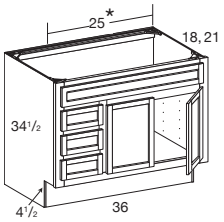

Left Hand Shown

VSDB36RBH
VSDB36R18BH
VSDB36LBH
VSDB36L18BH

3 Drawers,
1 Drawer blank,
2 Doors w/o center mullion

- When ordering, left or right indicates drawer stack location
- **INSET:** Will have 2 drawers
- * Plumbing clearance

WIDTH		HEIGHT		DEPTH	
Min.	Max.	Min.	Max.	Min.	Max.
27¼"	36"			12"	30"

Semi-Custom	APC	BO	CC	ES	FCE	FDBS	FH	FI	FIMD	FO	ID	IF	IME	MFE	MD	MH	MW	P	PCE	RD	RTK	TKA	VTK	WBR	WCM	WS	WTR
FOL/TOL	●	●	●	●	●					●	●		●	●	●		●	●	●	●	●	▲	●	●		●	●
INS	●	●	●	●	●					●	●			●	●		●	●	●	●	●	▲	●	●		●	●

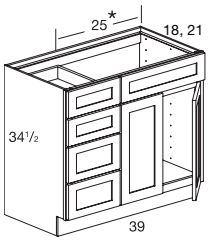

Left Hand Shown

34½" High Just Right Vanity Sink Drawer Base Cabinet

VSDB39RBH
VSDB39R18BH
VSDB39LBH
VSDB39L18BH

4 Drawers,
1 Drawer blank,
2 Doors w/o center mullion

- When ordering, left or right indicates drawer stack location
- **INSET:** Will have 3 drawers
- * Plumbing clearance

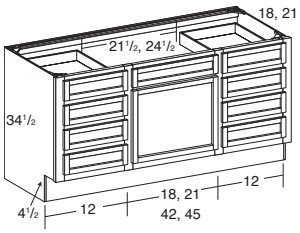

VSDB42BH L/R
VSDB4218BH L/R
VSDB45BH L/R
VSDB4518BH L/R

8 Drawers,
1 Drawer blank,
1 Door

- **Must specify L or R hinge**
- **INSET:** Will have 6 drawers

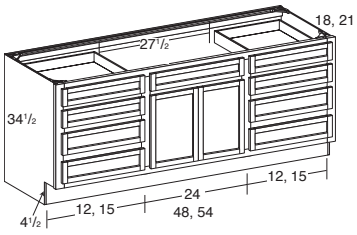

VSDB48BH
VSDB4818BH
VSDB54BH
VSDB5418BH

8 Drawers,
1 Drawer blank,
2 Doors w/o center mullion

- **INSET:** Will have 6 drawers

Sink Maximum Cut Out Dimensions
VSDB48BH, VSDB54BH – 27½" x 19½"
VSDB4818BH, VSDB5418BH – 27½" x 16½"

WIDTH		HEIGHT		DEPTH	
Min.	Max.	Min.	Max.	Min.	Max.
36¼"	54"			12"	30"

Semi-Custom	APC	BO	CC	ES	FCE	FDBS	FH	FI	FIMD	FO	ID	IF	IME	MFE	MD	MH	MW	P	PCE	RD	RTK	TKA	VTK	WBR	WCM	WS	WTR
FOL/TOL	●	●	●	●	●					●	●		●	●	●		●		●	●	●	▲	●	●		●	●
INS	●	●	●	●	●					●	●			●	●		●		●	●	●	▲	●	●		●	●

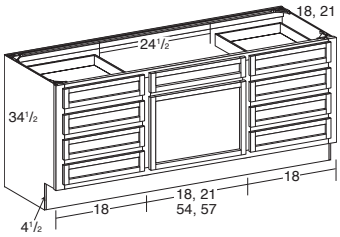

34½" High Just Right Vanity Sink Drawer Base with Single Bowl

VSDB54SBBH L/R
VSDB5418SBBH L/R
VSDB57SBBH L/R
VSDB5718SBBH L/R

8 Drawers,
1 Drawer blank,
1 Door

- **Must specify L or R hinge**
- **INSET:** Will have 6 drawers

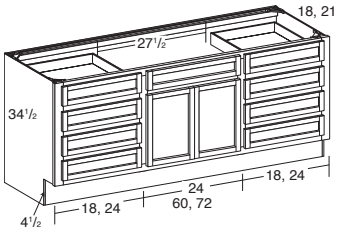

VSDB60SBBH
VSDB6018SBBH
VSDB72SBBH
VSDB7218SBBH

8 Drawers,
1 Drawer blank,
2 Doors w/o center mullion

- **INSET:** Will have 6 drawers

WIDTH		HEIGHT		DEPTH	
Min.	Max.	Min.	Max.	Min.	Max.
54¼"	72"			12"	30"

Semi-Custom	APC	BO	CC	ES	FCE	FDBS	FH	FI	FIMD	FO	ID	IF	IME	MFE	MD	MH	MW	P	PCE	RD	RTK	TKA	VTK	WBR	WCM	WS	WTR
FOL/TOL	●	●	●	●	●					●	●		●	●	●		●		●	●	●	▲	●	●		●	●
INS	●	●	●	●	●					●	●			●	●		●		●	●	●	▲	●	●		●	●

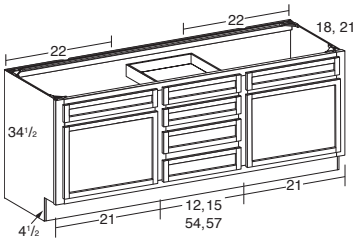

34½" High Just Right Vanity Sink Drawer Base with Double Bowl

VSDB54DBBH
VSDB5418DBBH
VSDB57DBBH
VSDB5718DBBH

4 Drawers,
2 Drawer blanks,
2 Doors

- Left hand door will be hinged left and the right hand door will be hinged right
- **INSET:** Will have 3 drawers

Sink Maximum Cut Out Dimensions
VSDB54DBBH, VSDB57DBBH – 22" x 19½"
VSDB5418DBBH, VSDB5718DBBH – 22" x 16½"

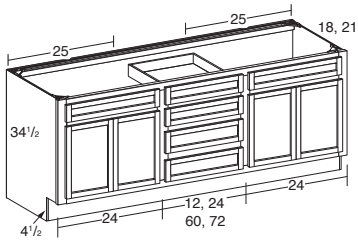

VSDB60DBBH
VSDB6018DBBH
VSDB72DBBH
VSDB7218DBBH

4 Drawers,
2 Drawer blanks,
4 Doors w/o center mullion

- 2 Sets of doors without center mullion
- **INSET:** Will have 3 drawers

Sink Maximum Cut Out Dimensions
VSDB60DBBH, VSDB72DBBH – 25" x 19½"
VSDB6018DBBH, VSDB7218DBBH – 25" x 16½"

WIDTH		HEIGHT		DEPTH	
Min.	Max.	Min.	Max.	Min.	Max.
54¼"	72"			12"	30"

Semi-Custom	APC	BO	CC	ES	FCE	FDBS	FH	FI	FIMD	FO	ID	IF	IME	MFE	MD	MH	MW	P	PCE	RD	RTK	TKA	VTK	WBR	WCM	WS	WTR
FOL/TOL	●	●	●	●	●					●	●		●	●	●		●		●	●	●	▲	●	●		●	●
INS	●	●	●	●	●					●	●			●	●		●		●	●	●	▲	●	●		●	●

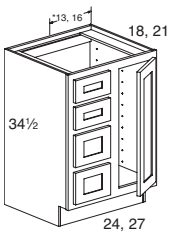

Left Hand Shown

34½" High Just Right Vanity Sink Drawer Base Cabinet with Full Height Doors

VSDB24RFHBH L/R
VSDB24R18FHBH L/R
VSDB24LFHBH L/R
VSDB24L18FHBH L/R
VSDB27RFHBH L/R
VSDB27R18FHBH L/R
VSDB27LFHBH L/R
VSDB27L18FHBH L/R

3 Drawers,
1 Drawer blank,
1 Door

- **Must specify L or R hinge**
- When ordering, left or right indicates drawer stack location
- **INSET:** Will have 2 drawers
- * Plumbing clearance

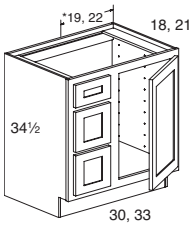

Left Hand Shown

VSDB30RFHBH L/R
VSDB30R18FHBH L/R
VSDB30LFHBH L/R
VSDB30L18FHBH L/R
VSDB33RFHBH L/R
VSDB33R18FHBH L/R
VSDB33LFHBH L/R
VSDB33L18FHBH L/R

3 Drawers,
1 Drawer blank,
1 Door

- **Must specify L or R hinge**
- When ordering, left or right indicates drawer stack location
- **INSET:** Will have 2 drawers
- * Plumbing clearance

WIDTH		HEIGHT		DEPTH	
Min.	Max.	Min.	Max.	Min.	Max.
21¼"	33"			12"	30"

Semi-Custom	APC	BO	CC	ES	FCE	FDBS	FH	FI	FIMD	FO	ID	IF	IME	MFE	MD	MH	MW	P	PCE	RD	RTK	TKA	VTK	WBR	WCM	WS	WTR
FOL/TOL	●	●	●	●	●					●	●		●	●	●		●	●	●	●	●	▲	●	●		●	●
INS	●	●	●	●	●					●	●			●	●		●	●	●	●	●	▲	●	●		●	●

34½" High Vanities Available in Square Doors Only.

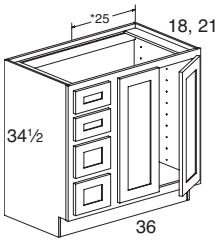

Left Hand Shown

34½" High Just Right Vanity Sink Drawer Base Cabinet with Full Height Doors

VSDB36RFHBH
VSDB36R18FHBH
VSDB36LFHBH
VSDB36L18FHBH

3 Drawers,
1 Drawer blank,
2 Doors w/o center mullion

- When ordering, left or right indicates drawer stack location
- **INSET:** Will have 2 drawers
- * Plumbing clearance

WIDTH		HEIGHT		DEPTH	
Min.	Max.	Min.	Max.	Min.	Max.
33¼"	36"			12"	30"

Semi-Custom	APC	BO	CC	ES	FCE	FDBS	FH	FI	FIMD	FO	ID	IF	IME	MFE	MD	MH	MW	P	PCE	RD	RTK	TKA	VTK	WBR	WCM	WS	WTR
FOL/TOL	●	●	●	●	●					●	●		●	●	●		●	●	●	●	●	▲	●	●		●	●
INS	●	●	●	●	●					●	●			●	●		●	●	●	●	●	▲	●	●		●	●

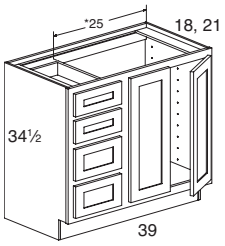

Left Hand Shown

34½" High Just Right Vanity Sink Drawer Base Cabinet with Full Height Doors

VSDB39RFHBH
VSDB39R18FHBH
VSDB39LFHBH
VSDB39L18FHBH

4 Drawers,
2 Doors w/o center mullion

- When ordering, left or right indicates drawer stack location
- **INSET:** Will have 3 drawers
- * Plumbing clearance

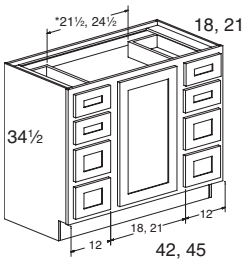

VSDB42FHBH L/R
VSDB4218FHBH L/R
VSDB45FHBH L/R
VSDB4518FHBH L/R

8 Drawers,
1 Door

- **Must specify L or R hinge**
- **INSET:** Will have 6 drawers

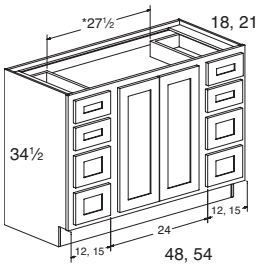

VSDB48FHBH
VSDB4818FHBH
VSDB54FHBH
VSDB5418FHBH

8 Drawers,
2 Doors w/o center mullion

- **INSET:** Will have 6 drawers

Sink Maximum Cut Out Dimensions
VSDB48FHBH, VSDB54FHBH – 27½" x 19½"
VSDB4818FHBH, VSDB5418FHBH – 27½" x 16½"

WIDTH		HEIGHT		DEPTH	
Min.	Max.	Min.	Max.	Min.	Max.
36¼"	54"			12"	30"

Semi-Custom	APC	BO	CC	ES	FCE	FDBS	FH	FI	FIMD	FO	ID	IF	IME	MFE	MD	MH	MW	P	PCE	RD	RTK	TKA	VTK	WBR	WCM	WS	WTR
FOL/TOL	●	●	●	●	●					●	●		●	●	●		●		●	●	●	▲	●	●		●	●
INS	●	●	●	●	●					●	●			●	●		●		●	●	●	▲	●	●		●	●

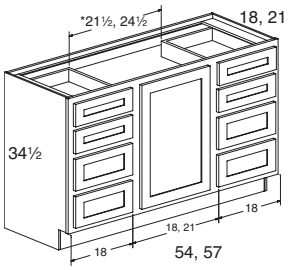

34½" High Just Right Vanity Sink Drawer Base Cabinet with Full Height Doors and Single Bowl

VSDB54FHSBBH L/R
VSDB5418FHSBBH L/R
VSDB57FHSBBH L/R
VSDB5718FHSBBH L/R

8 Drawers,
1 Door

- **Must specify L or R hinge**
- **INSET:** Will have 6 drawers

WIDTH		HEIGHT		DEPTH	
Min.	Max.	Min.	Max.	Min.	Max.
54¼"	57"			12"	30"

Semi-Custom	APC	BO	CC	ES	FCE	FDBS	FH	FI	FIMD	FO	ID	IF	IME	MFE	MD	MH	MW	P	PCE	RD	RTK	TKA	VTK	WBR	WCM	WS	WTR
FOL/TOL	●	●	●	●	●					●	●		●	●	●		●		●	●	●	▲	●	●		●	●
INS	●	●	●	●	●					●	●			●	●		●		●	●	●	▲	●	●		●	●

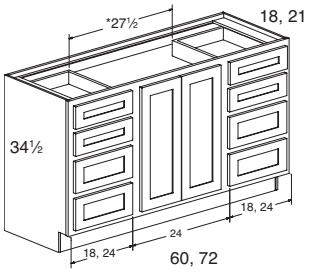

34½" High Just Right Vanity Sink Drawer Base Cabinet with Full Height Doors and Single Bowl

VSDB60FHSBBH
VSDB6018FHSBBH
VSDB72FHSBBH
VSDB7218FHSBBH

8 Drawers,
2 Doors w/o center mullion

- **INSET:** Will have 6 drawers

WIDTH		HEIGHT		DEPTH	
Min.	Max.	Min.	Max.	Min.	Max.
60¼"	72"			12"	30"

Semi-Custom	APC	BO	CC	ES	FCE	FDBS	FH	FI	FIMD	FO	ID	IF	IME	MFE	MD	MH	MW	P	PCE	RD	RTK	TKA	VTK	WBR	WCM	WS	WTR
FOL/TOL	●	●	●	●	●					●	●		●	●	●		●		●	●	●	▲	●	●		●	●
INS	●	●	●	●	●					●	●			●	●		●		●	●	●	▲	●	●		●	●

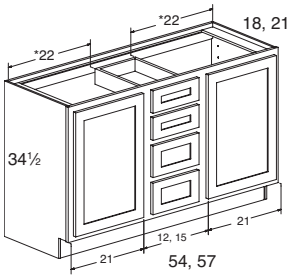

34½" High Just Right Vanity Sink Drawer Base Cabinet with Full Height Doors and Double Bowl

VSDB54FHDBBH
VSDB5418FHDBBH
VSDB57FHDBBH
VSDB5718FHDBBH

4 Drawers,
2 Doors

- Left hand door will be hinged left and the right hand door will be hinged right
- **INSET:** Will have 3 drawers

Sink Maximum Cut Out Dimensions
VSDB54FHDBBH, VSDB57FHDBBH – 22" x 19½"
VSDB5418FHDBBH, VSDB5718FHDBBH – 22" x 16½"

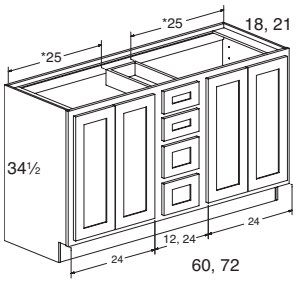

VSDB60FHDBBH
VSDB6018FHDBBH
VSDB72FHDBBH
VSDB7218FHDBBH

4 Drawers,
4 Doors w/o center mullion

- 2 Sets of doors without center mullion
- **INSET:** Will have 3 drawers

Sink Maximum Cut Out Dimensions
VSDB60FHDBBH, VSDB72FHDBBH – 25" x 19½"
VSDB6018FHDBBH, VSDB7218FHDBBH – 25" x 16½"

WIDTH		HEIGHT		DEPTH	
Min.	Max.	Min.	Max.	Min.	Max.
54¼"	72"			12"	30"

Semi-Custom	APC	BO	CC	ES	FCE	FDBS	FH	FI	FIMD	FO	ID	IF	IME	MFE	MD	MH	MW	P	PCE	RD	RTK	TKA	VTK	WBR	WCM	WS	WTR
FOL/TOL	●	●	●	●	●					●	●		●	●	●		●		●	●	●	▲	●	●		●	●
INS	●	●	●	●	●					●	●			●	●		●		●	●	●	▲	●	●		●	●

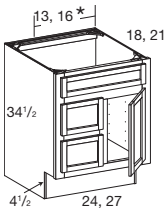

Left Hand Shown

34½" High Just Right Vanity Sink Three Drawer Base Cabinet

VS3DB24RBH L/R
VS3DB24R18BH L/R
VS3DB24LBH L/R
VS3DB24L18BH L/R
VS3DB27RBH L/R
VS3DB27R18BH L/R
VS3DB27LBH L/R
VS3DB27L18BH L/R

2 Drawers,
1 Drawer blank,
1 Door

- **Must specify L or R hinge**
- When ordering, left or right indicates drawer stack location
- **MH only available in 28½", 31½" and 34½" heights**
- * Plumbing clearance

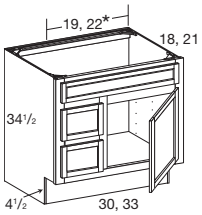

Left Hand Shown

VS3DB30RBH L/R
VS3DB30R18BH L/R
VS3DB30LBH L/R
VS3DB30L18BH L/R
VS3DB33RBH L/R
VS3DB33R18BH L/R
VS3DB33LBH L/R
VS3DB33L18BH L/R

2 Drawers,
1 Drawer blank,
1 Door

- **Must specify L or R hinge**
- When ordering, left or right indicates drawer stack location
- **MH only available in 28½", 31½" and 34½" heights**
- * Plumbing clearance

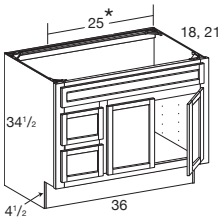

Left Hand Shown

VS3DB36RBH
VS3DB36R18BH
VS3DB36LBH
VS3DB36L18BH

2 Drawers,
1 Drawer blank,
2 Doors w/o center mullion

- When ordering, left or right indicates drawer stack location
- **MH only available in 28½", 31½" and 34½" heights**
- * Plumbing clearance

WIDTH		HEIGHT		DEPTH	
Min.	Max.	Min.	Max.	Min.	Max.
21¼"	36"			12"	30"

Semi-Custom	APC	BO	CC	ES	FCE	FDBS	FH	FI	FIMD	FO	ID	IF	IME	MFE	MD	MH	MW	P	PCE	RD	RTK	TKA	VTK	WBR	WCM	WS	WTR
FOL/TOL	●	●	●	●	●					●	●		●	●	●	●	●	●	●	●	●	▲	●	●		●	●
INS	●	●	●	●	●					●	●			●	●	●	●	●	●	●	●	▲	●	●		●	●

34½" High Vanities Available in Square Doors Only.

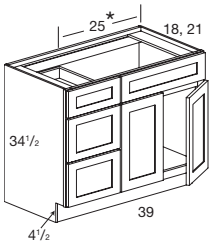

34½" High Just Right Vanity Sink Three Drawer Base Cabinet

VS3DB39RBH
VS3DB39R18BH
VS3DB39LBH
VS3DB39L18BH

3 Drawers,
1 Drawer blank,
2 Doors w/o center mullion

- When ordering, left or right indicates drawer stack location
- **MH only available in 28½", 31½" and 34½" heights**

***** Plumbing clearance

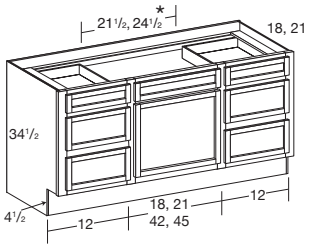

VS3DB42BH L/R
VS3DB4218BH L/R
VS3DB45BH L/R
VS3DB4518BH L/R

6 Drawers,
1 Drawer blank,
1 Door

- **Must specify L or R hinge**
- **MH only available in 28½", 31½" and 34½" heights**

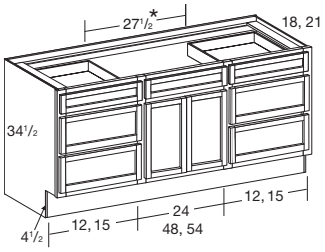

VS3DB48BH
VS3DB4818BH
VS3DB54BH
VS3DB5418BH

6 Drawers,
1 Drawer blank,
2 Doors w/o center mullion

- **MH only available in 28½", 31½" and 34½" heights**

Sink Maximum Cut Out Dimensions
VS3DB48BH, VS3DB54BH – 27½" x 19½"
VS3DB4818BH, VS3DB5418BH – 27½" x 16½"

WIDTH		HEIGHT		DEPTH	
Min.	Max.	Min.	Max.	Min.	Max.
36¼"	54"			12"	30"

Semi-Custom	APC	BO	CC	ES	FCE	FDBS	FH	FI	FIMD	FO	ID	IF	IME	MFE	MD	MH	MW	P	PCE	RD	RTK	TKA	VTK	WBR	WCM	WS	WTR
FOL/TOL	●	●	●	●	●					●	●		●	●	●	●	●		●	●	●	▲	●	●		●	●
INS	●	●	●	●	●					●	●			●	●	●	●		●	●	●	▲	●	●		●	●

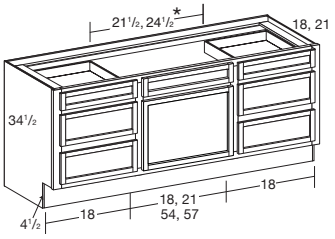

34½" High Just Right Vanity Sink Three Drawer Base Cabinet with Single Bowl

VS3DB54SBBH L/R
VS3DB5418SBBH L/R
VS3DB57SBBH L/R
VS3DB5718SBBH L/R

6 Drawers,
1 Drawer blank,
1 Door

- **Must specify L or R hinge**
- **MH only available in 28½", 31½" and 34½" heights**

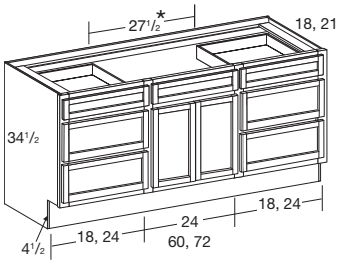

VS3DB60SBBH
VS3DB6018SBBH
VS3DB72SBBH
VS3DB7218SBBH

6 Drawers,
1 Drawer blank,
2 Doors w/o center mullion

- **MH only available in 28½", 31½" and 34½" heights**

WIDTH		HEIGHT		DEPTH	
Min.	Max.	Min.	Max.	Min.	Max.
54¼"	72"			12"	30"

Semi-Custom	APC	BO	CC	ES	FCE	FDBS	FH	FI	FIMD	FO	ID	IF	IME	MFE	MD	MH	MW	P	PCE	RD	RTK	TKA	VTK	WBR	WCM	WS	WTR
FOL/TOL	●	●	●	●	●					●	●		●	●	●	●	●		●	●	●	▲	●	●		●	●
INS	●	●	●	●	●					●	●			●	●	●	●		●	●	●	▲	●	●		●	●

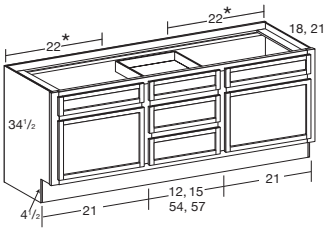

34½" High Just Right Vanity Sink Three Drawer Base Cabinet with Double Bowl

VS3DB54DBBH
VS3DB5418DBBH
VS3DB57DBBH
VS3DB5718DBBH

3 Drawers,
2 Drawer blanks,
2 Doors

- Left hand door will be hinged left and the right hand door will be hinged right
- **MH only available in 28½", 31½" and 34½" heights**

Sink Maximum Cut Out Dimensions
VS3DB54DBBH, VS3DB57DBBH – 22" x 19½"
VS3DB5418DBBH, VS3DB5718DBBH – 22" x 16½"

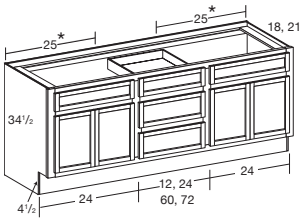

VS3DB60DBBH
VS3DB6018DBBH
VS3DB72DBBH
VS3DB7218DBBH

3 Drawers,
2 Drawer blanks,
4 Doors w/o center mullion

- **MH only available in 28½", 31½" and 34½" heights**

Sink Maximum Cut Out Dimensions
VS3DB60DBBH, VS3DB72DBBH – 22" x 19½"
VS3DB6018DBBH, VS3DB7218DBBH – 22" x 16½"

WIDTH		HEIGHT		DEPTH	
Min.	Max.	Min.	Max.	Min.	Max.
54¼"	72"			12"	30"

Semi-Custom	APC	BO	CC	ES	FCE	FDBS	FH	FI	FIMD	FO	ID	IF	IME	MFE	MD	MH	MW	P	PCE	RD	RTK	TKA	VTK	WBR	WCM	WS	WTR
FOL/TOL	●	●	●	●	●					●	●		●	●	●	●	●		●	●	●	▲	●	●		●	●
INS	●	●	●	●	●					●	●			●	●	●	●		●	●	●	▲	●	●		●	●

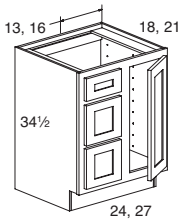

Left Hand Shown

34½" High Just Right Vanity Sink Three Drawer Base Cabinet with Full Height Doors

VS3DB24RFHBH L/R
VS3DB24R18FHBH L/R
VS3DB24LFHBH L/R
VS3DB24L18FHBH L/R
VS3DB27RFHBH L/R
VS3DB27R18FHBH L/R
VS3DB27LFHBH L/R
VS3DB27L18FHBH L/R

2 Drawers,
1 Drawer blank,
1 Door

- **Must specify L or R hinge**
- When ordering, left or right indicates drawer stack location
- **MH only available in 28½", 31½" and 34½" heights**
- * Plumbing clearance

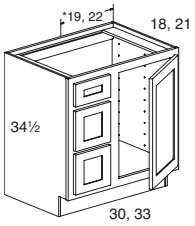

Left Hand Shown

VS3DB30RFHBH L/R
VS3DB30R18FHBH L/R
VS3DB30LFHBH L/R
VS3DB30L18FHBH L/R
VS3DB33RFHBH L/R
VS3DB33R18FHBH L/R
VS3DB33LFHBH L/R
VS3DB33L18FHBH L/R

2 Drawers,
1 Drawer blank,
1 Door

- **Must specify L or R hinge**
- When ordering, left or right indicates drawer stack location
- **MH only available in 28½", 31½" and 34½" heights**
- * Plumbing clearance

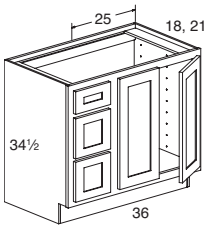

Left Hand Shown

VS3DB36RFHBH
VS3DB36R18FHBH
VS3DB36LFHBH
VS3DB36L18FHBH

2 Drawers,
1 Drawer blank,
2 Doors w/o center mullion

- When ordering, left or right indicates drawer stack location
- **MH only available in 28½", 31½" and 34½" heights**
- * Plumbing clearance

WIDTH		HEIGHT		DEPTH	
Min.	Max.	Min.	Max.	Min.	Max.
21¼"	36"			12"	30"

Semi-Custom	APC	BO	CC	ES	FCE	FDBS	FH	FI	FIMD	FO	ID	IF	IME	MFE	MD	MH	MW	P	PCE	RD	RTK	TKA	VTK	WBR	WCM	WS	WTR
FOL/TOL	●	●	●	●	●					●	●		●	●	●	●	●	●	●	●	●	▲	●	●		●	●
INS	●	●	●	●	●					●	●			●	●	●	●	●	●	●	●	▲	●	●		●	●

34½" High Vanities Available in Square Doors Only.

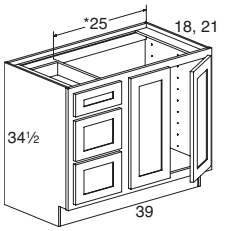

34½" High Just Right Vanity Sink Three Drawer Base Cabinet with Full Height Doors

VS3DB39RFHBH
VS3DB39R18FHBH
VS3DB39LFHBH
VS3DB39L18FHBH

3 Drawers,
2 Doors w/o center mullion

- When ordering, left or right indicates drawer stack location
- **MH only available in 28½", 31½" and 34½" heights**

* Plumbing clearance

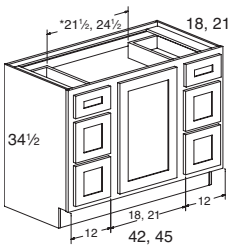

VS3DB42FHBH L/R
VS3DB4218FHBH L/R
VS3DB45FHBH L/R
VS3DB4518FHBH L/R

6 Drawers,
1 Door

- **Must specify L or R hinge**
- **MH only available in 28½", 31½" and 34½" heights**

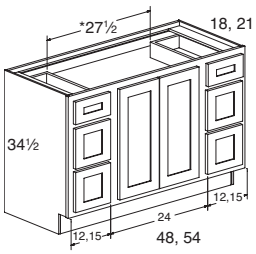

VS3DB48FHBH
VS3DB4818FHBH
VS3DB54FHBH
VS3DB5418FHBH

6 Drawers,
2 Doors w/o center mullion

- **MH only available in 28½", 31½" and 34½" heights**

Sink Maximum Cut Out Dimensions
VS3DB48FHBH, VS3DB54FHBH – 27½" x 19½"
VS3DB4818FHBH, VS3DB5418FHBH – 27½" x 16½"

	WIDTH		HEIGHT		DEPTH	
	Min.	Max.	Min.	Max.	Min.	Max.
	36¼"	54"			12"	30"

Semi-Custom	APC	BO	CC	ES	FCE	FDBS	FH	FI	FIMD	FO	ID	IF	IME	MFE	MD	MH	MW	P	PCE	RD	RTK	TKA	VTK	WBR	WCM	WS	WTR
FOL/TOL	●	●	●	●	●					●	●		●	●	●	●	●		●	●	●	▲	●	●		●	●
INS	●	●	●	●	●					●	●			●	●	●	●		●	●	●	▲	●	●		●	●

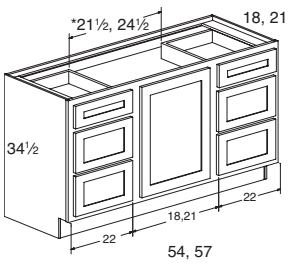

34½" High Just Right Vanity Sink Three Drawer Base Cabinet with Full Height Doors and Single Bowl

VS3DB54FHSBBH L/R
VS3DB5418FHSBBH L/R
VS3DB57FHSBBH L/R
VS3DB5718FHSBBH L/R

6 Drawers,
1 Door

- **Must specify L or R hinge**
- **MH only available in 28½", 31½" and 34½" heights**

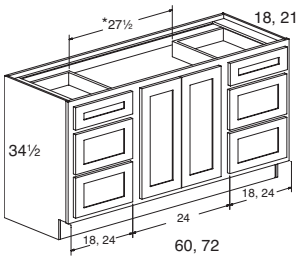

VS3DB60FHSBBH
VS3DB6018FHSBBH
VS3DB72FHSBBH
VS3DB7218FHSBBH

6 Drawers,
2 Doors w/o center mullion

- **MH only available in 28½", 31½" and 34½" heights**

	WIDTH		HEIGHT		DEPTH	
	Min.	Max.	Min.	Max.	Min.	Max.
	54¼"	72"			12"	30"

Semi-Custom	APC	BO	CC	ES	FCE	FDBS	FH	FI	FIMD	FO	ID	IF	IME	MFE	MD	MH	MW	P	PCE	RD	RTK	TKA	VTK	WBR	WCM	WS	WTR
FOL/TOL	●	●	●	●	●					●	●		●	●	●	●	●		●	●	●	▲	●	●		●	●
INS	●	●	●	●	●					●	●			●	●	●	●		●	●	●	▲	●	●		●	●

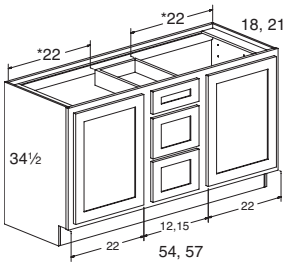

34½" High Just Right Vanity Sink Three Drawer Base Cabinet with Full Height Doors and Double Bowl

VS3DB54FHDBBH
VS3DB5418FHDBBH
VS3DB57FHDBBH
VS3DB5718FHDBBH

3 Drawers,
2 Doors

- Left hand door will be hinged left and the right hand door will be hinged right
- **MH only available in 28½", 31½" and 34½" heights**

*Plumbing clearance

Sink Maximum Cut Out Dimensions
VS3DB54FHDBBH, VS3DB57FHDBBH – 22" x 19½"
VS3DB5418FHDBBH, VS3DB5718FHDBBH – 22" x 16½"

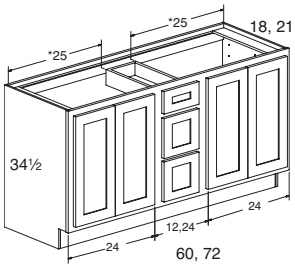

VS3DB60FHDBBH
VS3DB6018FHDBBH
VS3DB72FHDBBH
VS3DB7218FHDBBH

3 Drawers,
4 Doors w/o center mullion

- **MH only available in 28½", 31½" and 34½" heights**

*Plumbing clearance

Sink Maximum Cut Out Dimensions
VS3DB60FHDBBH, VS3DB72FHDBBH – 22" x 19½"
VS3DB6018FHDBBH, VS3DB7218FHDBBH – 22" x 16½"

WIDTH		HEIGHT		DEPTH	
Min.	Max.	Min.	Max.	Min.	Max.
54¼"	72"			12"	30"

Semi-Custom	APC	BO	CC	ES	FCE	FDBS	FH	FI	FIMD	FO	ID	IF	IME	MFE	MD	MH	MW	P	PCE	RD	RTK	TKA	VTK	WBR	WCM	WS	WTR
FOL/TOL	●	●	●	●	●					●	●		●	●	●	●	●		●	●	●	▲	●	●		●	●
INS	●	●	●	●	●					●	●			●	●	●	●		●	●	●	▲	●	●		●	●

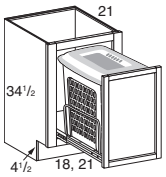

34½" High Just Right Vanity Hamper Base Cabinet

VHC18BH
VHC21BH

1 Door

- The hamper basket is white, includes a lid and can be removed from cabinet

WIDTH		HEIGHT		DEPTH	
Min.	Max.	Min.	Max.	Min.	Max.
				21"	30"

Semi-Custom	APC	BO	CC	ES	FCE	FDBS	FH	FI	FIMD	FO	ID	IF	IME	MFE	MD	MH	MW	P	PCE	RD	RTK	TKA	VTK	WBR	WCM	WS	WTR
FOL/TOL	●		●	●	●		▲				●		●	●	●				●		●	▲	●	●			
INS	●		●	●	●		▲				●			●	●				●		●	▲	●	●			

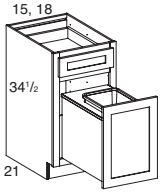

34½" High Just Right Vanity Base Wastebaskets

VB15BHWB
VB18BHWB

1 Drawer,
1 Door

- The wastebasket is white and can be removed from cabinet

WIDTH		HEIGHT		DEPTH	
Min.	Max.	Min.	Max.	Min.	Max.
				21"	30"

Semi-Custom	APC	BO	CC	ES	FCE	FDBS	FH	FI	FIMD	FO	ID	IF	IME	MFE	MD	MH	MW	P	PCE	RD	RTK	TKA	VTK	WBR	WCM	WS	WTR
FOL/TOL	●		●	●	●		●				●		●	●	●				●		●	▲	●	●			●
INS	●		●	●	●		●				●			●	●				●		●	▲	●	●			●

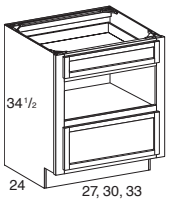

34½" High Just Right Vanity Warming Drawer Cabinet

VWD27BH
VWD30BH
VWD33BH

2 Drawers

- Top drawer is scooped (2⅜") with a 3" clearance from top of cabinet
- Check manufacturer's specifications
- Shims may be required
- Warming drawer area is unfinished

Warming Drawer Cutouts:
VWD27BH – 23½" x 9⅜"
VWD30BH – 26½" x 9⅜"
VWD33BH – 29½" x 9⅜"

WIDTH		HEIGHT		DEPTH	
Min.	Max.	Min.	Max.	Min.	Max.
21¼"	33"			21"	30"

Semi-Custom	APC	BO	CC	ES	FCE	FDBS	FH	FI	FIMD	FO	ID	IF	IME	MFE	MD	MH	MW	P	PCE	RD	RTK	TKA	VTK	WBR	WCM	WS	WTR
FOL/TOL	●		●	●	●						●		●	●	●		●		●		●	▲	●	●			
INS	●		●	●	●						●			●	●		●		●		●	▲	●	●			

34½" High Vanities Available in Square Doors Only.

34½" HIGH JUST RIGHT BASE HEIGHT VANITY CABINETS (continued)

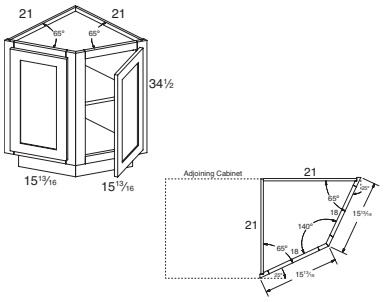

34½" High Just Right Vanity Return Angle Cabinet

VRA2121BH

2 Doors,
1 Adj. shelf

Door Sizes
TOL: 15½" x 27½"
FOL: 17⅝" x 29⅝"
INS: 14¼" x 26¼"

- Ends are unfinished
- For countertop angles, see diagram
- **Toe kick shipped unattached**
- WBRAV, WBRSFV and WBRCV are not available

WIDTH		HEIGHT		DEPTH	
Min.	Max.	Min.	Max.	Min.	Max.
		16½"	48"		

Semi-Custom	APC	BO	CC	ES	FCE	FDBS	FH	FI	FIMD	FO	ID	IF	IME	MFE	MD	MH	MW	P	PCE	RD	RTK	TKA	VTK	WBR	WCM	WS	WTR
FOL/TOL	●	●				▲	▲	●		●						●			●					●			●
INS	●	●				▲	▲	●		●						●			●					●			●

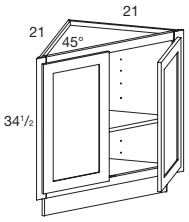

34½" High Just Right Vanity Angle Base Cabinet

VAB2121BH

2 Doors w/o center mullion,
1 Adj. shelf

- Backs are unfinished
- **Toe kick shipped unattached**

WIDTH		HEIGHT		DEPTH	
Min.	Max.	Min.	Max.	Min.	Max.
		16½"	48"		

Semi-Custom	APC	BO	CC	ES	FCE	FDBS	FH	FI	FIMD	FO	ID	IF	IME	MFE	MD	MH	MW	P	PCE	RD	RTK	TKA	VTK	WBR	WCM	WS	WTR
FOL/TOL	●	●				▲	▲	●		●						●			●						▲		
INS	●	●				▲	▲	●		●						●			●						▲		

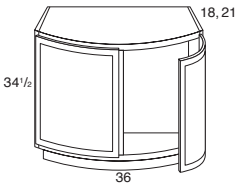

34½" High Just Right Curved Vanity Sink Cabinets

CVS36BH
CVS3618BH

2 Doors

- ½" Plywood end panels
- Cabinet has full top
- **Available in Madison Square Cherry/ Maple, Rose Hall Square Cherry/Maple and Seville Square Cherry door styles only**
- Actual depth to curved front:
  21" deep is 29¾"
  18" deep is 26¾"
- When attaching matching toe space cover, back must be scored to conform to radius
- **INSET:** Not available

WIDTH		HEIGHT		DEPTH	
Min.	Max.	Min.	Max.	Min.	Max.

Semi-Custom	APC	BO	CC	ES	FCE	FDBS	FH	FI	FIMD	FO	ID	IF	IME	MFE	MD	MH	MW	P	PCE	RD	RTK	TKA	VTK	WBR	WCM	WS	WTR
FOL/TOL	▲						▲	●			●			●					▲	●		▲	●				

VANITY LINEN CABINETS

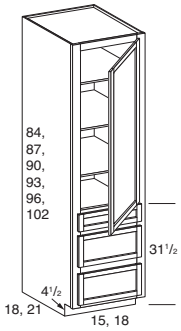

Vanity Linen Cabinet

VLC158421 L/R
VLC158418 L/R
VLC188421 L/R
VLC188418 L/R
VLC158721 L/R
VLC158718 L/R
VLC188721 L/R
VLC188718 L/R
VLC159021 L/R
VLC159018 L/R
VLC189021 L/R
VLC189018 L/R

3 Drawers,
1 Door,
3 Full depth adj. shelves

- **Must specify L or R hinge**
- Toe kick shipped attached
- 96" Vanity Linen Cabinets with WBR option require minimum 100" ceiling height to install
- 102" High not available with WTR option
- Thermofoil and cope and tenon door styles 48$^{1}/_{16}$" and taller will have a horizontal center rail
- MH option will not change the drawer heights or configuration

VLC159321 L/R
VLC159318 L/R
VLC189321 L/R
VLC189318 L/R
VLC159621 L/R
VLC159618 L/R
VLC189621 L/R
VLC189618 L/R
VLC1510221 L/R
VLC1510218 L/R
VLC1810221 L/R
VLC1810218 L/R

3 Drawers,
1 Door,
4 Full depth adj. shelves

WIDTH		HEIGHT		DEPTH	
Min.	Max.	Min.	Max.	Min.	Max.
15¼"	24"	72"	102"	12"	30"

Semi-Custom	APC	BO	CC	ES	FCE	FDBS	FH	FI	FIMD	FO	ID	IF	IME	MFE	MD	MH	MW	P	PCE	RD	RTK	TKA	VTK	WBR	WCM	WS	WTR
FOL/TOL	●	●	●	●	●			●		●	●		●	●	●	●	●		●	●	●	▲	●	●		●	●
INS	●	●	●	●	●			●		●	●			●	●	●	●		●	●	●	▲	●	●		●	●

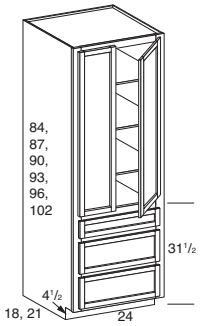

Vanity Linen Cabinet

VLC248421
VLC248418
VLC248721
VLC248718
VLC249021
VLC249018

3 Drawers,
2 Doors w/o center mullion,
3 Full depth adj. shelves

VLC249321
VLC249318
VLC249621
VLC249618
VLC2410221
VLC2410218

3 Drawers,
2 Doors w/o center mullion,
4 Full depth adj. shelves

- Toe kick shipped attached
- 96″ Vanity Linen Cabinets with WBR option require minimum 100″ ceiling height to install
- 102″ High not available with WTR option
- Thermofoil and cope and tenon door styles 48 1/16″ and taller will have a horizontal center rail
- MH option will not change the drawer heights or configuration

WIDTH		HEIGHT		DEPTH	
Min.	Max.	Min.	Max.	Min.	Max.
		72″	102″	12″	30″

Semi-Custom	APC	BO	CC	ES	FCE	FDBS	FH	FI	FIMD	FO	ID	IF	IME	MFE	MD	MH	MW	P	PCE	RD	RTK	TKA	VTK	WBR	WCM	WS	WTR
FOL/TOL	●	●	●	●	●			●		●	●		●	●	●	●			●	●	●	▲	●	●		●	●
INS	●	●	●	●	●			●		●	●			●	●	●			●	●	●	▲	●	●		●	●

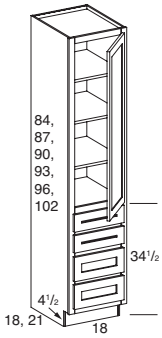

Just Right Base Height Vanity Linen Cabinet

VLC188421BH L/R
VLC188418BH L/R
VLC188721BH L/R
VLC188718BH L/R
VLC189021BH L/R
VLC189018BH L/R

4 Drawers,
1 Door,
3 Full depth adj. shelves

VLC189321BH L/R
VLC189318BH L/R
VLC189621BH L/R
VLC189618BH L/R
VLC1810221BH L/R
VLC1810218BH L/R

4 Drawers,
1 Door,
4 Full depth adj. shelves

- **Must specify L or R hinge**
- Toe kick shipped attached
- 96″ Vanity Linen Cabinets with WBR option require minimum 100″ ceiling height to install
- 102″ High not available with WTR option
- Thermofoil and cope and tenon door styles 48 1/16″ and taller will have a horizontal center rail
- MH option will not change the drawer heights or configuration
- **INSET:** Will have 3 drawers

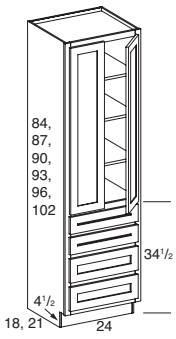

VLC248421BH
VLC248418BH
VLC248721BH
VLC248718BH
VLC249021BH
VLC249018BH

4 Drawers,
2 Doors w/o center mullion,
3 Full depth adj. shelves

VLC249321BH
VLC249318BH
VLC249621BH
VLC249618BH
VLC2410221BH
VLC2410218BH

4 Drawers,
2 Doors w/o center mullion,
4 Full depth adj. shelves

- Toe kick shipped attached
- 96″ Vanity Linen Cabinets with WBR option require minimum 100″ ceiling height to install
- 102″ High not available with WTR option
- Thermofoil and cope and tenon door styles 48 1/16″ and taller will have a horizontal center rail
- MH option will not change the drawer heights or configuration
- **INSET:** Will have 3 drawers

WIDTH		HEIGHT		DEPTH	
Min.	Max.	Min.	Max.	Min.	Max.
15¼″	24″	72″	102″	12″	30″

Semi-Custom	APC	BO	CC	ES	FCE	FDBS	FH	FI	FIMD	FO	ID	IF	IME	MFE	MD	MH	MW	P	PCE	RD	RTK	TKA	VTK	WBR	WCM	WS	WTR
FOL/TOL	●	●	●	●	●			●		●	●		●	●	●	●	●		●	●	●	▲	●	●		●	●
INS	●	●	●	●	●			●		●	●			●	●	●	●		●	●	●	▲	●	●		●	●

Just Right Base Height Vanity Linen Cabinet with Three Drawers

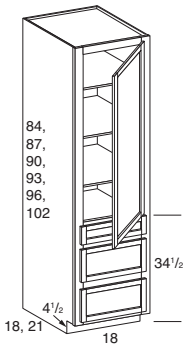

VLC3D188421BH L/R
VLC3D188418BH L/R
VLC3D188721BH L/R
VLC3D188718BH L/R
VLC3D189021BH L/R
VLC3D189018BH L/R

3 Drawers,
1 Door,
3 Full depth adj. shelves

VLC3D189321BH L/R
VLC3D189318BH L/R
VLC3D189621BH L/R
VLC3D189618BH L/R
VLC3D1810221BH L/R
VLC3D1810218BH L/R

3 Drawers,
1 Door,
4 Full depth adj. shelves

- **Must specify L or R hinge**
- Toe kick shipped attached
- 96″ Vanity Linen Cabinets with WBR option require minimum 100″ ceiling height to install
- 102″ High not available with WTR option
- Thermofoil and cope and tenon door styles 48 1/16″ and taller will have a horizontal center rail
- MH option will not change the drawer heights or configuration

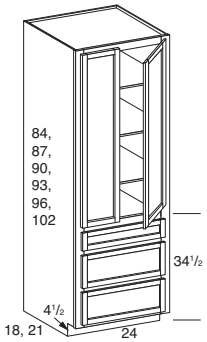

VLC3D248421BH
VLC3D248418BH
VLC3D248721BH
VLC3D248718BH
VLC3D249021BH
VLC3D249018BH

3 Drawers,
2 Doors w/o center mullion,
3 Full depth adj. shelves

VLC3D249321BH
VLC3D249318BH
VLC3D249621BH
VLC3D249618BH
VLC3D2410221BH
VLC3D2410218BH

3 Drawers,
2 Doors w/o center mullion,
4 Full depth adj. shelves

- Toe kick shipped attached
- 96″ Vanity Linen Cabinets with WBR option require minimum 100″ ceiling height to install
- 102″ High not available with WTR option
- Thermofoil and cope and tenon door styles 48 1/16″ and taller will have a horizontal center rail
- MH option will not change the drawer heights or configuration

WIDTH		HEIGHT		DEPTH	
Min.	Max.	Min.	Max.	Min.	Max.
15¼″	24″	72″	102″	12″	30″

Semi-Custom	APC	BO	CC	ES	FCE	FDBS	FH	FI	FIMD	FO	ID	IF	IME	MFE	MD	MH	MW	P	PCE	RD	RTK	TKA	VTK	WBR	WCM	WS	WTR
FOL/TOL	●	●	●	●	●			●		●	●		●	●	●	●	●		●	●	●	▲	●	●		●	●
INS	●	●	●	●	●			●		●	●			●	●	●	●		●	●	●	▲	●	●		●	●

Vanity Base Linen Cabinet

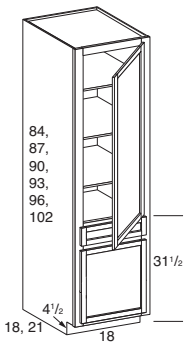

VBLC188421 L/R
VBLC188418 L/R
VBLC188721 L/R
VBLC188718 L/R
VBLC189021 L/R
VBLC189018 L/R

1 Drawer,
2 Doors,
4 Full depth adj. shelves

VBLC189321 L/R
VBLC189318 L/R
VBLC189621 L/R
VBLC189618 L/R
VBLC1810221 L/R
VBLC1810218 L/R

1 Drawer,
2 Doors,
5 Full depth adj. shelves

- **Must specify L or R hinge**
- Toe kick shipped attached
- 96″ Vanity Linen Cabinets with WBR option require minimum 100″ ceiling height to install
- 102″ High not available with WTR option
- Thermofoil and cope and tenon door styles 48 1/16″ and taller will have a horizontal center rail
- MH option will not change the drawer heights or configuratio

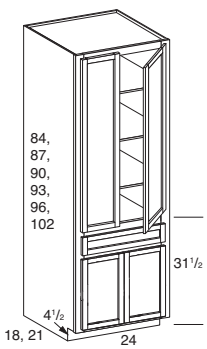

VBLC248421
VBLC248418
VBLC248721
VBLC248718
VBLC249021
VBLC249018

1 Drawer,
4 Doors w/o center mullion,
4 Full depth adj. shelves

VBLC249321
VBLC249318
VBLC249621
VBLC249618
VBLC2410221
VBLC2410218

1 Drawer,
4 Doors w/o center mullion,
5 Full depth adj. shelves

- Toe kick shipped attached
- 96″ Vanity Linen Cabinets with WBR option require minimum 100″ ceiling height to install
- 102″ High not available with WTR option
- Thermofoil and cope and tenon door styles 48 1/16″ and taller will have a horizontal center rail
- MH option will not change the drawer heights or configuratio

WIDTH		HEIGHT		DEPTH	
Min.	Max.	Min.	Max.	Min.	Max.
15¼″	24″	72″	102″	12″	30″

Semi-Custom	APC	BO	CC	ES	FCE	FDBS	FH	FI	FIMD	FO	ID	IF	IME	MFE	MD	MH	MW	P	PCE	RD	RTK	TKA	VTK	WBR	WCM	WS	WTR
FOL/TOL	●	●	●	●	●			●		●	●		●	●	●	●	●		●	●	●	▲	●	●		●	●
INS	●	●	●	●	●			●		●	●			●	●	●	●		●	●	●	▲	●	●		●	●

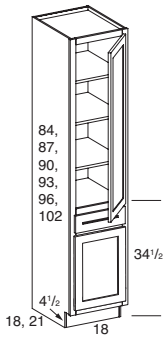

Just Right Base Height Vanity Base Linen Cabinet

VBLC188421BH L/R
VBLC188418BH L/R
VBLC188721BH L/R
VBLC188718BH L/R
VBLC189021BH L/R
VBLC189018BH L/R

1 Drawer,
2 Doors,
4 Full depth adj. shelves

VBLC189321BH L/R
VBLC189318BH L/R
VBLC189621BH L/R
VBLC189618BH L/R
VBLC1810221BH L/R
VBLC1810218BH L/R

1 Drawer,
2 Doors,
5 Full depth adj. shelves

- **Must specify L or R hinge**
- Toe kick shipped attached
- 96″ Vanity Linen Cabinets with WBR option require minimum 100″ ceiling height to install
- 102″ High not available with WTR option
- Thermofoil and cope and tenon door styles 48 1/16″ and taller will have a horizontal center rail
- MH option will not change the drawer heights or configuration

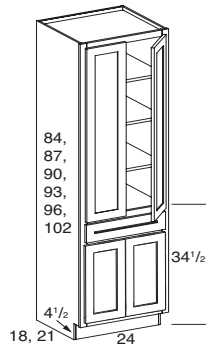

VBLC248421BH
VBLC248418BH
VBLC248721BH
VBLC248718BH
VBLC249021BH
VBLC249018BH

1 Drawer,
4 Doors w/o center mullion,
4 Full depth adj. shelves

VBLC249321BH
VBLC249318BH
VBLC249621BH
VBLC249618BH
VBLC2410221BH
VBLC2410218BH

1 Drawer,
4 Doors w/o center mullion,
5 Full depth adj. shelves

- Toe kick shipped attached
- 96″ Vanity Linen Cabinets with WBR option require minimum 100″ ceiling height to install
- 102″ High not available with WTR option
- Thermofoil and cope and tenon door styles 48 1/16″ and taller will have a horizontal center rail
- MH option will not change the drawer heights or configuration

WIDTH		HEIGHT		DEPTH	
Min.	Max.	Min.	Max.	Min.	Max.
15¼″	24″	72″	102″	12″	30″

Semi-Custom	APC	BO	CC	ES	FCE	FDBS	FH	FI	FIMD	FO	ID	IF	IME	MFE	MD	MH	MW	P	PCE	RD	RTK	TKA	VTK	WBR	WCM	WS	WTR
FOL/TOL	●	●	●	●	●			●		●	●		●	●	●	●	●		●	●	●	▲	●	●		●	●
INS	●	●	●	●	●			●		●	●			●	●	●	●		●	●	●	▲	●	●		●	●

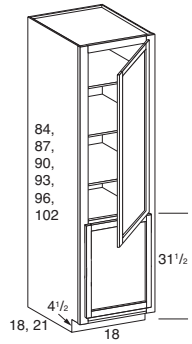

Vanity Linen Cabinet with Doors

VLCD188421 L/R
VLCD188418 L/R
VLCD188721 L/R
VLCD188718 L/R
VLCD189021 L/R
VLCD189018 L/R

2 Doors,
4 Full depth adj. shelves

VLCD189321 L/R
VLCD189318 L/R
VLCD189621 L/R
VLCD189618 L/R
VLCD1810221 L/R
VLCD1810218 L/R

2 Doors,
5 Full depth adj. shelves

- **Must specify L or R hinge**
- Toe kick shipped attached
- 96″ Vanity Linen Cabinets with WBR option require minimum 100″ ceiling height to install
- 102″ High not available with WTR option
- Thermofoil and cope and tenon door styles 48 1/16″ and taller will have a horizontal center rail
- MH option will not change the bottom door height

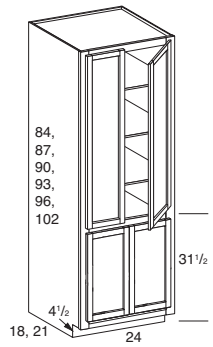

VLCD248421
VLCD248418
VLCD248721
VLCD248718
VLCD249021
VLCD249018

4 Doors w/o center mullion,
4 Full depth adj. shelves

VLCD249321
VLCD249318
VLCD249621
VLCD249618
VLCD2410221
VLCD2410218

4 Doors w/o center mullion,
5 Full depth adj. shelves

- Toe kick shipped attached
- 96″ Vanity Linen Cabinets with WBR option require minimum 100″ ceiling height to install
- 102″ High not available with WTR option
- Thermofoil and cope and tenon door styles 48 1/16″ and taller will have a horizontal center rail
- MH option will not change the bottom door height

WIDTH		HEIGHT		DEPTH	
Min.	Max.	Min.	Max.	Min.	Max.
15¼″	24″	72″	102″	6″	30″

Semi-Custom	APC	BO	CC	ES	FCE	FDBS	FH	FI	FIMD	FO	ID	IF	IME	MFE	MD	MH	MW	P	PCE	RD	RTK	TKA	VTK	WBR	WCM	WS	WTR
FOL/TOL	●	●	●	●	●			●		●	●		●	●	●	●	●		●	●	●	▲	●	●		●	●
INS	●	●	●	●	●			●		●	●			●	●	●	●		●	●	●	▲	●	●		●	●

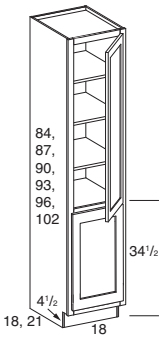

Just Right Base Height Vanity Linen Cabinet with Doors

VLCD188421BH L/R
VLCD188418BH L/R
VLCD188721BH L/R
VLCD188718BH L/R
VLCD189021BH L/R
VLCD189018BH L/R

2 Doors,
4 Full depth adj. shelves

VLCD189321BH L/R
VLCD189318BH L/R
VLCD189621BH L/R
VLCD189618BH L/R
VLCD1810221BH L/R
VLCD1810218BH L/R

2 Doors,
5 Full depth adj. shelves

- **Must specify L or R hinge**
- Toe kick shipped attached
- 96″ Vanity Linen Cabinets with WBR option require minimum 100″ ceiling height to install
- 102″ High not available with WTR option
- Thermofoil and cope and tenon door styles 48 1/16″ and taller will have a horizontal center rail
- MH option will not change the bottom door height

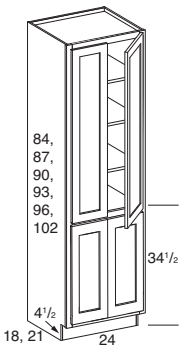

VLCD248421BH
VLCD248418BH
VLCD248721BH
VLCD248718BH
VLCD249021BH
VLCD249018BH

4 Doors w/o center mullion,
4 Full depth adj. shelves

VLCD249321BH
VLCD249318BH
VLCD249621BH
VLCD249618BH
VLCD2410221BH
VLCD2410218BH

4 Doors w/o center mullion,
5 Full depth adj. shelves

- Toe kick shipped attached
- 96″ Vanity Linen Cabinets with WBR option require minimum 100″ ceiling height to install
- 102″ High not available with WTR option
- Thermofoil and cope and tenon door styles 48 1/16″ and taller will have a horizontal center rail
- MH option will not change the bottom door height

WIDTH		HEIGHT		DEPTH	
Min.	Max.	Min.	Max.	Min.	Max.
15¼″	24″	72″	102″	12″	30″

Semi-Custom	APC	BO	CC	ES	FCE	FDBS	FH	FI	FIMD	FO	ID	IF	IME	MFE	MD	MH	MW	P	PCE	RD	RTK	TKA	VTK	WBR	WCM	WS	WTR
FOL/TOL	●	●	●	●	●			●		●	●		●	●	●	●	●		●	●	●	▲	●	●		●	●
INS	●	●	●	●	●			●		●	●			●	●	●	●		●	●	●	▲	●	●		●	●

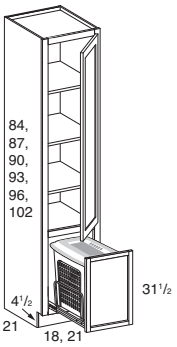

Vanity Linen Hamper Cabinet

VLHC188421 L/R
VLHC218421 L/R
VLHC188721 L/R
VLHC218721 L/R
VLHC189021 L/R
VLHC219021 L/R

2 Doors,
3 Full depth adj. shelves

VLHC189321 L/R
VLHC219321 L/R
VLHC189621 L/R
VLHC219621 L/R
VLHC1810221 L/R
VLHC2110221 L/R

2 Doors,
4 Full depth adj. shelves

- **Must specify L or R hinge**
- Toe kick shipped attached
- The hamper basket is white, includes a lid and can be removed from cabinet
- 96″ Vanity Linen Cabinets with WBR option require minimum 100″ ceiling height to install
- 102″ High not available with WTR option
- Thermofoil and cope and tenon door styles 48 1/16″ and taller will have a horizontal center rail

WIDTH		HEIGHT		DEPTH	
Min.	Max.	Min.	Max.	Min.	Max.
		72″	102″	21″	30″

Semi-Custom	APC	BO	CC	ES	FCE	FDBS	FH	FI	FIMD	FO	ID	IF	IME	MFE	MD	MH	MW	P	PCE	RD	RTK	TKA	VTK	WBR	WCM	WS	WTR
FOL/TOL	●	●	●	●	●			●		●	●		●	●	●	●			●		●	▲	●	●			●
INS	●	●	●	●	●			●		●	●			●	●	●			●		●	▲	●	●			●

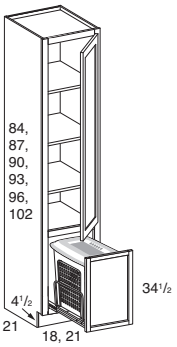

Just Right Base Height Vanity Linen Hamper Cabinet

VLHC188421BH L/R
VLHC218421BH L/R
VLHC188721BH L/R
VLHC218721BH L/R
VLHC189021BH L/R
VLHC219021BH L/R

2 Doors,
3 Full depth adj. shelves

VLHC189321BH L/R
VLHC219321BH L/R
VLHC189621BH L/R
VLHC219621BH L/R
VLHC1810221BH L/R
VLHC2110221BH L/R

2 Doors,
4 Full depth adj. shelves

- **Must specify L or R hinge**
- Toe kick shipped attached
- The hamper basket is white, includes a lid and can be removed from cabinet
- 96″ with WBR option require minimum 100″ ceiling height to install
- 102″ High not available with WTR option
- Thermofoil and cope and tenon door styles 48 1/16″ and taller will have a horizontal center rail

WIDTH		HEIGHT		DEPTH	
Min.	Max.	Min.	Max.	Min.	Max.
		72″	102″	21″	30″

Semi-Custom	APC	BO	CC	ES	FCE	FDBS	FH	FI	FIMD	FO	ID	IF	IME	MFE	MD	MH	MW	P	PCE	RD	RTK	TKA	VTK	WBR	WCM	WS	WTR
FOL/TOL	●	●	●	●	●			●		●	●		●	●	●	●			●		●	▲	●	●			●
INS	●	●	●	●	●			●		●	●			●	●	●			●		●	▲	●	●			●

VANITY LINEN CABINETS (continued)

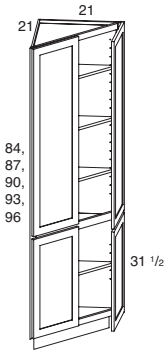

Tall Angle Vanity Cabinet

TAVC218421
TAVC218721
TAVC219021

4 Doors w/o center mullion,
4 Full depth adj. shelves

TAVC219321
TAVC219621

4 Doors w/o center mullion,
5 Full depth adj. shelves

- 90″ High with WBR option require minimum 94″ ceiling height to install
- 96″ High with WBR option require minimum 100″ ceiling height to install
- **Toe kick shipped unattached**
- For Inverted Frame option, toe kick is shipped unattached
- Thermofoil and cope and tenon door styles 48 1/16″ and taller will have a horizontal center rail

WIDTH		HEIGHT		DEPTH	
Min.	Max.	Min.	Max.	Min.	Max.
		72″	96″		

Semi-Custom	APC	BO	CC	ES	FCE	FDBS	FH	FI	FIMD	FO	ID	IF	IME	MFE	MD	MH	MW	P	PCE	RD	RTK	TKA	VTK	WBR	WCM	WS	WTR
FOL/TOL	▲	●				▲		●		●		●				●			▲					●	▲		●
INS	▲	●				▲		●		●		●				●			▲					●	▲		●

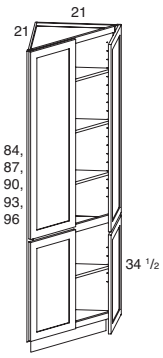

Just Right Base Height Tall Angle Vanity Cabinet

TAVC218421BH
TAVC218721BH
TAVC219021BH

4 Doors w/o center mullion,
4 Full depth adj. shelves

TAVC219321BH
TAVC219621BH

4 Doors w/o center mullion,
5 Full depth adj. shelves

- 90″ High with WBR option require minimum 94″ ceiling height to install
- 96″ High with WBR option require minimum 100″ ceiling height to install
- **Toe kick shipped unattached**
- For Inverted Frame option, toe kick is shipped unattached
- Thermofoil and cope and tenon door styles 48 1/16″ and taller will have a horizontal center rail

WIDTH		HEIGHT		DEPTH	
Min.	Max.	Min.	Max.	Min.	Max.
		72″	96″		

Semi-Custom	APC	BO	CC	ES	FCE	FDBS	FH	FI	FIMD	FO	ID	IF	IME	MFE	MD	MH	MW	P	PCE	RD	RTK	TKA	VTK	WBR	WCM	WS	WTR
FOL/TOL	▲	●				▲		●		●		●				●			▲					●	▲		●
INS	▲	●				▲		●		●		●				●			▲					●	▲		●

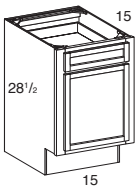

Mini Sample Base

MSB1515

1 Drawer,
1 Door

- Toe kick shipped attached
- Right hinge only
- Eligible for 100% Co-op reimbursement

WIDTH		HEIGHT		DEPTH	
Min.	Max.	Min.	Max.	Min.	Max.

Semi-Custom	APC	BO	CC	ES	FCE	FDBS	FH	FI	FIMD	FO	ID	IF	IME	MFE	MD	MH	MW	P	PCE	RD	RTK	TKA	VTK	WBR	WCM	WS	WTR
FOL/TOL	●				●								●	●					●			▲					
INS	●				●									●					●			▲					

VANITY WALL CABINETS

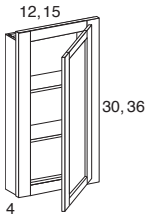

Vanity Wall Cabinet

VW1230 L/R
VW1236 L/R
VW1530 L/R
VW1536 L/R

1 Door,
2 Adj. shelves

- **Must specify L or R hinge**
- 4″ Deep
- Recess mount only

Cut-Out Dimensions:
VW1230 – 10¾″ x 28¼″
VW1530 – 13¾″ x 28¼″
VW1236 – 10¾″ x 34¼″
VW1536 – 13¾″ x 34¼″

WIDTH		HEIGHT		DEPTH	
Min.	Max.	Min.	Max.	Min.	Max.
9″	15″	24¼″	36″	4″	30″

Semi-Custom	APC	BO	CC	ES	FCE	FDBS	FH	FI	FIMD	FO	ID	IF	IME	MFE	MD	MH	MW	P	PCE	RD	RTK	TKA	VTK	WBR	WCM	WS	WTR
FOL/TOL	▲			●			▲	●			●				●	●	●		▲					●		●	
INS	▲			●			▲	●			●				●	●	●		▲					●		●	

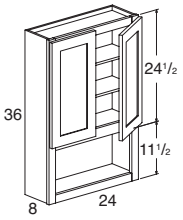

Toilet Topper

TT2436 — **2 Doors w/o center mullion, 2 Adj. shelves**

WIDTH		HEIGHT		DEPTH	
Min.	Max.	Min.	Max.	Min.	Max.
		30¼″	36″	4½″	30″

Semi-Custom	APC	BO	CC	ES	FCE	FDBS	FH	FI	FIMD	FO	ID	IF	IME	MFE	MD	MH	MW	P	PCE	RD	RTK	TKA	VTK	WBR	WCM	WS	WTR
FOL/TOL	▲			●				●			●			●	●	●			▲						▲	●	
INS	▲			●				●			●			●	●	●			▲						▲	●	

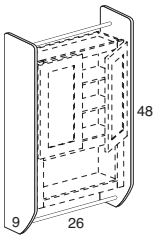

Decorative Toilet Topper Frame

DTTF

- Mounts over Toilet Topper
- Includes towel bar and curved end panels
- Overall dimension 26″ x 48″
- **Finish techniques are not included**
- **For White Thermofoil door styles, the frame is thermofoiled fiberboard**
- **For Linen Thermofoil and MDF door styles, frame is painted maple**

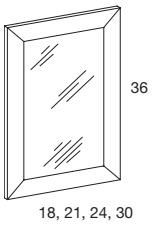

Decorative Mirrors

DEC-MFR1836
DEC-MFR2136
DEC-MFR2436
DEC-MFR3036

- 2½″ wide mitered frame
- Use semi-customs to choose Edge Profiles: Beaded, Eased, Madison, Ogee and Square
- **For MDF and Thermofoil door styles, item is painted maple**

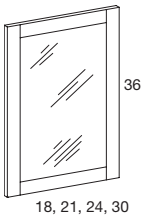

Designer Mirrors – Narrow

DES-MFRN1836
DES-MFRN2136
DES-MFRN2436
DES-MFRN3036

- Narrow
- 2½″ wide cope and tenon frame
- Use semi-customs to choose Edge Profiles: Eased, Madison, Ogee and Square
- **For MDF and Thermofoil door styles, item is painted maple**

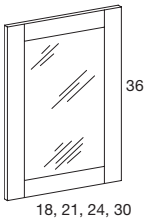

Designer Mirrors – Wide

DES-MFRW1836
DES-MFRW2136
DES-MFRW2436
DES-MFRW3036

- Wide
- 3½″ wide cope and tenon frame
- Use semi-customs to choose Edge Profiles: Eased, Madison, Ogee and Square
- **For MDF and Thermofoil door styles, item is painted maple**

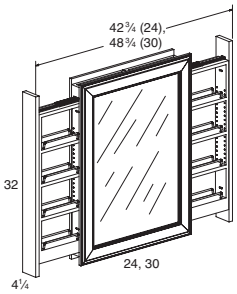

Mirror with Pullouts

MPO2432
MPO3032

- 2½″ wide mitered frame
- Use semi-customs to choose Edge Profiles: Beaded, Eased, Madison, Ogee and Square
- MPO2432 with pullouts extended requires 42¾″ of wall space
- MPO3032 with pullouts extended requires 48¾″ of wall space
- Each pullout contains 1 fixed shelf and 3 adjustable shelves
- **For MDF and Thermofoil door styles, item is painted maple**

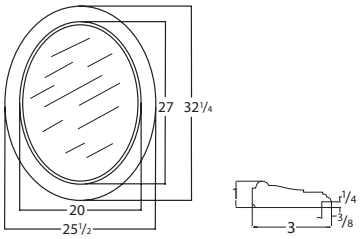

Oval Mirror

OMR2532

- Beveled Mirror includes backer with mounting hardware
- Vertical or horizontal hang
- Moulding does not match other mirror moulding profiles
- Available in Cherry, Maple and Oak

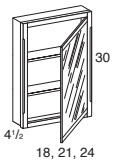

Medicine Cabinet with Mirror

MC1830BR L/R (Brass) **2 Adj. shelves**
MC1830CH L/R (Chrome)

MC2130BR L/R (Brass)
MC2130CH L/R (Chrome)

MC2430BR L/R (Brass)
MC2430CH L/R (Chrome)

- **Not reversible, must specify L or R hinge**
- Mirror with safety backer included
- Available with polished brass or chrome hardware
- For surface mounting, a skin can be applied to give a more finished look
- Trim end panels to recess mount
- **Finish techniques are not included**
- **For MDF and Thermofoil door styles, the medicine cabinet is painted maple**

Cut-Out Dimensions:
MC1830 – 16⅞″ x 28⅜″
MC2130 – 19⅞″ x 28⅜″
MC2430 – 22⅞″ x 28⅜″

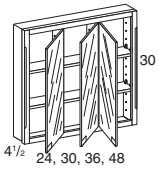

Tri-View Medicine Cabinet with Mirrors

TV2430BR (Brass) **6 Adj. shelves**
TV3030BR (Brass)
TV3630BR (Brass)
TV4830BR (Brass)
TV2430CH (Chrome)
TV3030CH (Chrome)
TV3630CH (Chrome)
TV4830CH (Chrome)

- Mirrors with safety backer included
- ¾″ Laminated furniture board shelves
- Magnetic touch latches with metal strike plates and polished brass or chrome hinges
- Doors hinged right, right and left from left to right
- Recess or flush mounted
- Trim end panels to recess mount
- For surface mounting, a skin can be applied to give a more finished look
- **Finish techniques are not included**
- **For MDF and Thermofoil door styles, the tri-view medicine cabinets are painted maple**

Cut-Out Dimensions:
TV2430 – 22⅞″ x 28⅜″
TV3030 – 28⅞″ x 28⅜″
TV3630 – 34⅞″ x 28⅜″
TV4830 – 46⅞″ x 28⅜″

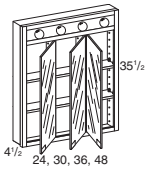

Combination Tri-View Medicine Cabinet with Mirrors

CTVL24BR (Brass) **6 Adj. shelves**
CTVL30BR (Brass)
CTVL36BR (Brass)
CTVL48BR (Brass)
CTVL24CH (Chrome)
CTVL30CH (Chrome)
CTVL36CH (Chrome)
CTVL48CH (Chrome)

- Mirrors with safety backer included
- Bulbs not included
- ¾″ Laminated furniture board shelves
- Magnetic touch latches with metal strike plates and polished brass or chrome hinges
- Doors hinged right, right and left from left to right
- Recess or flush mounted
- Trim end panels to recess mount
- For surface mounting, a skin can be applied to give a more finished look
- **Finish techniques are not included**
- **For MDF and Thermofoil door styles, the tri-view medicine cabinets are painted maple**

Cut-Out Dimensions:
CTVL24 – 22⅝″ x 33⅞″
CTVL30 – 28⅝″ x 33⅞″
CTVL36 – 34⅝″ x 33⅞″
CTVL48 – 46⅝″ x 33⅞″

Number of lights:
24″ - 3 lights 36″ - 5 lights
30″ - 4 lights 48″ - 7 lights

VANITY CABINETS

Furniture Top Plates

FTP-TT2408 (Toilet Topper)
FTP-W1521 (Wall Cabinet 15″ Wide)
FTP-W1821 (Wall Cabinet 18″ Wide)
FTP-VLC1521 (Vanity Linen Cabinet 15″ Wide)
FTP-VLC1821 (Vanity Linen Cabinet 18″ Wide)
FTP-VLC2421 (Vanity Linen Cabinet 24″ Wide)
FTP-TAVLC21 (Tall Angle Vanity Linen Cabinet)
FTP-MC1804 (Medicine Cabinet 18″ Wide)
FTP-MC2104 (Medicine Cabinet 21″ Wide)
FTP-MC2404 (Medicine Cabinet 24″ Wide)
FTP-TV2404 (Tri-View Cabinet 24″ Wide)
FTP-TV3004 (Tri-View Cabinet 30″ Wide)
FTP-TV3604 (Tri-View Cabinet 36″ Wide)
FTP-TV4804 (Tri-View Cabinet 48″ Wide)
FTP-MFR18 (Mirror Frame 18″ Wide)
FTP-MFR21 (Mirror Frame 21″ Wide)
FTP-MFR24 (Mirror Frame 24″ Wide)
FTP-MFR30 (Mirror Frame 30″ Wide)

- **How to Order:**
  1) Specify desired SKU (FTP-VLC2421)
  2) Select desired profile (SCM, LCVM8, DCM, or CM)
  3) Specify Increased/Reduced Depth (required if cabinet has ID/RD option)

Order Code:
FTP-VLC2421 FTP-SCM RD18

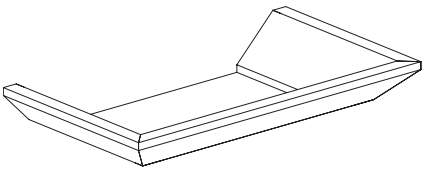

Shaker Crown Moulding (SCM)

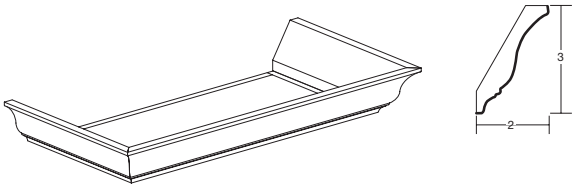

Decorative Crown Moulding (DCM)

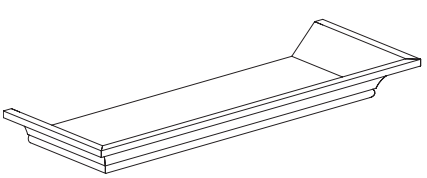

Large Cove Crown Moulding (LCVM8)

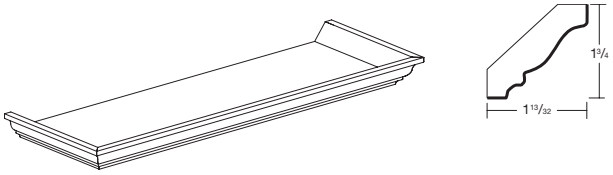

Crown Moulding (CM)

VANITY WHATNOT SHELVES

A Square Top and Bottom Shelf is available under the Semi-Custom Program for all whatnots. For MDF door styles, whatnots are painted maple. For Thermofoil door styles, whatnots are thermofoiled fiberboard. Finish techniques are not included.

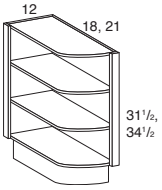

Left Shown

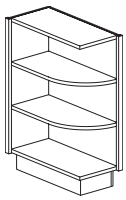

Square Top/Bottom
Shelf Option Available

Vanity End Whatnot Shelf

VES2112
VES2112BH
VES1812
VES1812BH

- 12″ Radius
- L or R reversibility
- **4½″ Matching toe kick shipped unattached**
- ¾″ Plywood shelves
- 8″ space between shelves for 31½″
- 9″ space between shelves for 34½″
- Stile is 1⅛″

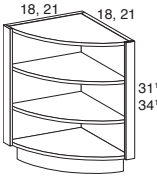

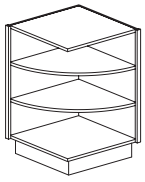

Square Top/Bottom
Shelf Option Available

Corner Vanity End Whatnot Shelf

CVES2121
CVES2121BH
CVES1818
CVES1818BH

- **4½″ Matching toe kick shipped unattached**
- ¾″ Plywood shelves
- 8″ space between shelves for 31½″
- 9″ space between shelves for 34½″
- Stile is 1⅛″
- **Reduced Depth option would reduce both ends equally**

	WIDTH		HEIGHT		DEPTH	
	Min.	Max.	Min.	Max.	Min.	Max.

Semi-Custom	APC	BO	CC	ES	FCE	FDBS	FH	FI	FIMD	FO	ID	IF	IME	MFE	MD	MH	MW	P	PCE	RD	RTK	TKA	VTK	WBR	WCM	WS	WTR
FOL/TOL	▲					▲		▲											▲	●							
INS	▲					▲		▲											▲	●							

VANITY WHATNOT SHELVES (continued)

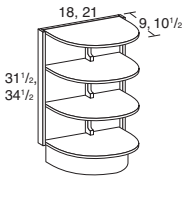

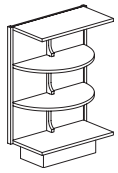

Square Top/Bottom
Shelf Option Available

Peninsula Vanity Whatnot Shelf

PVWN21
PVWN21BH
PVWN18
PVWN18BH

- **4½" Matching toe kick shipped unattached**
- ¾" Plywood shelves
- 8" space between shelves for 31½"
- 9" space between shelves for 34½"
- Stile is 1⅛"

WIDTH		HEIGHT		DEPTH	
Min.	Max.	Min.	Max.	Min.	Max.

Semi-Custom	APC	BO	CC	ES	FCE	FDBS	FH	FI	FIMD	FO	ID	IF	IME	MFE	MD	MH	MW	P	PCE	RD	RTK	TKA	VTK	WBR	WCM	WS	WTR
FOL/TOL	▲					▲		▲											▲								
INS	▲					▲		▲											▲								

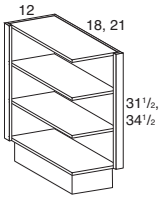

Left Shown

Square Vanity End Whatnot Shelf

SVES2112
SVES2112BH
SVES1812
SVES1812BH

- L or R reversibility
- ¾" Solid wood shelves
- ID/RD options change depth only - width will not change
- 8" space between shelves for 31½"
- 9" space between shelves for 34½"
- Stile is 1⅛"
- **Matching toe kick shipped unattached**

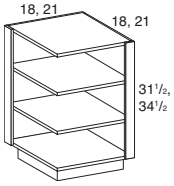

Square Corner Vanity End Whatnot Shelf

SCVES2121
SCVES2121BH
SCVES1818
SCVES1818BH

- L or R reversibility
- ¾" Plywood shelves
- RD options would reduce both ends equally
- 8" space between shelves for 31½"
- 9" space between shelves for 34½"
- Stile is 1⅛"
- **Matching toe kick shipped unattached**

WIDTH		HEIGHT		DEPTH	
Min.	Max.	Min.	Max.	Min.	Max.

Semi-Custom	APC	BO	CC	ES	FCE	FDBS	FH	FI	FIMD	FO	ID	IF	IME	MFE	MD	MH	MW	P	PCE	RD	RTK	TKA	VTK	WBR	WCM	WS	WTR
FOL/TOL	▲					▲		▲											▲	●							
INS	▲					▲		▲											▲	●							

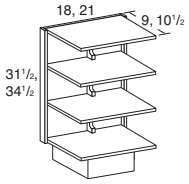

Square Peninsula Vanity Whatnot Shelf

SPVWN21
SPVWN21BH
SPVWN18
SPVWN18BH

- ¾" Plywood shelves
- 8" space between shelves for 31½"
- 9" space between shelves for 34½"
- Stile is 1⅛"
- **Matching toe kick shipped unattached**

WIDTH		HEIGHT		DEPTH	
Min.	Max.	Min.	Max.	Min.	Max.

Semi-Custom	APC	BO	CC	ES	FCE	FDBS	FH	FI	FIMD	FO	ID	IF	IME	MFE	MD	MH	MW	P	PCE	RD	RTK	TKA	VTK	WBR	WCM	WS	WTR
FOL/TOL	▲					▲		▲											▲								
INS	▲					▲		▲											▲								

VANITY ACCESSORIES

All lights are available in cherry, maple, oak and hickory. For MDF and Thermofoil door styles, lights are painted hardwood. Bulbs are not included. Finished techniques are not included.

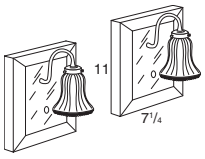

Traditional Side Lights

TSLBR **2 Per kit**
TSLCH

- **Face mount only**
- Shipped in pairs
- One clear globe per light
- Antique brass or chrome

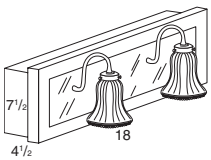

Traditional Overhead Lights

TL18BR (2 Lights)
TL18CH

- Designed for recessed mounting
- Globes are clear glass
- Antique brass or chrome

Cut-Out Dimensions:
TL18 — 15¼" x 4¾"

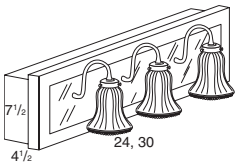

Traditional Overhead Lights

TL24CH (3 Lights)
TL30CH

- Designed for recessed mounting
- Globes are clear glass
- Chrome

Cut-Out Dimensions:
TL24 – 21¼″ x 4 ¾″
TL30 – 27¼″ x 4¾″

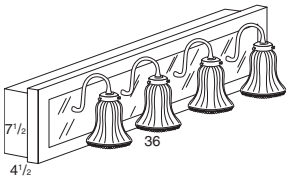

TL36BR (4 Lights)
TL36CH

- Designed for recessed mounting
- Globes are clear glass
- Antique brass or chrome

Cut-Out Dimensions:
TL36 – 33¼″ x 4¾″

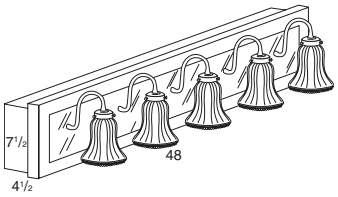

TL48BR (5 Lights)
TL48CH

- Designed for recessed mounting
- Globes are clear glass
- Antique brass or chrome

Cut-Out Dimensions:
TL48 – 45¼″ x 4¾″

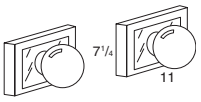

Contemporary Side Lights

CSLBR (Brass) **2 Per kit**
CSLCH (Chrome)

- **Face mount only**
- Shipped in pairs
- Order polished brass or chrome
- Bulbs not included

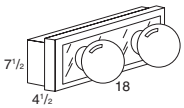

Contemporary Overhead Lights

CL18BR (Brass)
CL18CH (Chrome)

- Designed for recessed mounting
- Order polished brass or chrome
- Bulbs not included
- 2 Lights

Cut-Out Dimensions:
CL18 – 15¼″ x 4¾″

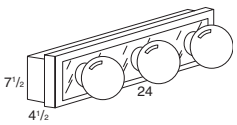

CL24BR (Brass)
CL24CH (Chrome)

- Designed for recessed mounting
- Order polished brass or chrome
- Bulbs not included
- 3 Lights

Cut-Out Dimensions:
CL24 – 21¼″ x 4¾″

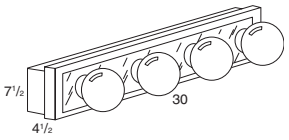

CL30BR (Brass)
CL30CH (Chrome)

- Designed for recessed mounting
- Order polished brass or chrome
- Bulbs not included
- 4 Lights

Cut-Out Dimensions:
CL30 – 27¼″ x 4¾

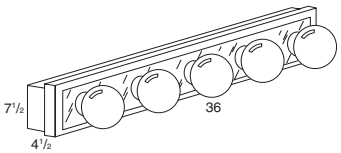

CL36BR (Brass)
CL36CH (Chrome)

- Designed for recessed mounting
- Order polished brass or chrome
- Bulbs not included
- 5 Lights

Cut-Out Dimensions:
CL36 – 33¼″ x 4¾″

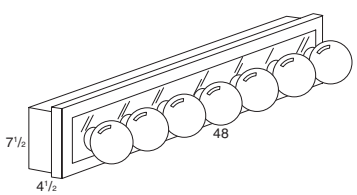

CL48BR (Brass)
CL48CH (Chrome)

- Designed for recessed mounting
- Order polished brass or chrome
- Bulbs not included
- 7 Lights

Cut-Out Dimensions:
CL48 – 45¼″ x 4¾″

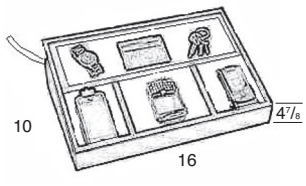

Charging Station

CHGST

- Power strip not included
- Black velvet liner

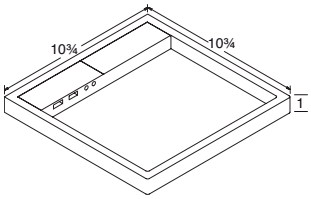

Universal Charging Tray

UCTDK
UCTMD

- No assembly required
- Dark has dark brown liner in a black box
- Medium has a black liner in a medium wood grain box
- Holds up to 4 devices
- 2 USB ports and 2 additional power receptors
- One AC adaptor included

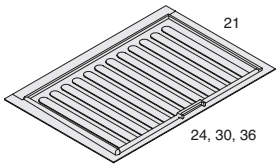

FR **Vanity Drip Tray Almond**

VDTA2421 (trim for 21″)
VDTA3021 (trim for 27″)
VDTA3621 (trim for 33″)

- Trim to fit
- For cabinets with center mullion, tray must be installed before countertop

---

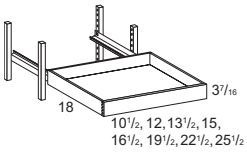

FR **21″ Deep Dovetail Full Extension Soft Close Sliding Shelf**

SSDSC1221 (for VB12, VB12BH)
SSDSC1521 (for VB15, VB15BH)
ISSDSC1521 (for VB15, VB15BH)
SSDSC1821 (for VB18, VB18BH)
ISSDSC1821 (for VB18, VB18BH)
SSDSC2121 (for VS21, VS21BH)
ISSDSC2121 (for VS21, VS21BH)
SSDSC2421 (for VB24, VB24BH, VS24, VS24BH)
ISSDSC2421 (for VB24, VB24BH, VS24, VS24BH)
SSDSC2721 (for VS27, VS27BH)
ISSDSC2721 (for VS27, VS27BH)
SSDSC3021 (for VS30, VS30BH)
SSDSC3021WCM (for VS30 WCM)
ISSDSC3021WCM (for VS30 WCM)
SSDSC3321 (for VB33, VS33, VS33BH)
SSDSC3321WCM (for VS33 WCM)
ISSDSC3321WCM (for VS33 WCM)
SSDSC3621 (for VS36, VS36BH)
SSDSC3621WCM (for VS36 WCM)
ISSDSC3621WCM (for VS36 WCM)
SSDSC3921 (for VS39, VS39BH)
ISSDSC3921 (for VS39, VS39BH)
SSDSC4221 (for VS42)
ISSDSC4221 (for VS42)
SSDSC4521 (for VS45)
SSDSC4521D2 (for VS45D2)
ISSDSC4521D2 (for VS45D2)
SSDSC4821 (for VS48)
SSDSC4821D2 (for VS48D2)
ISSDSC4821D2 (for VS48D2)

- Includes solid wood dovetail sliding shelf with soft close undermount slides, four wooden mounting supports and attachment hardware
- **SSDSC30, SSDSC33, SSDSC36, SSDSC39, SSDSC42, SSDSC45D2 and SSDSC48D2 include two shelves and slides for installation**
- **SSDSC45 and SSDSC48 include three shelves and slides for installation**
- See Base Section for more size
- **INSET:** Use codes beginning with "I"; if installing more than one ISSDSC in a cabinet, requires a full depth shelf for attachment

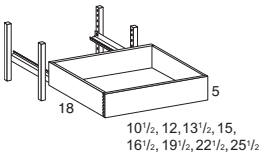

5" High, 21" Deep Dovetail Full Extension Soft Close Sliding Shelf

SSDSC1221-5 (for VB12, VB12BH)
SSDSC1521-5 (for VB15, VB15BH)
ISSDSC1521-5 (for VB15, VB15BH)
SSDSC1821-5 (for VB18, VB18BH)
ISSDSC1821-5 (for VB18, VB18BH)
SSDSC2121-5 (for VS21, VS21BH)
ISSDSC2121-5 (for VS21, VS21BH)
SSDSC2421-5 (for VB24, VB24BH, VS24, VS24BH)
ISSDSC2421-5 (for VB24, VB24BH, VS24, VS24BH)
SSDSC2721-5 (for VS27, VS27BH)
ISSDSC2721-5 (for VS27, VS27BH)
SSDSC3021-5 (for VS30, VS30BH)
SSDSC3021WCM-5 (for VS30 WCM)
ISSDSC3021WCM-5 (for VS30 WCM)
SSDSC3321-5 (for VB33, VS33, VS33BH)
SSDSC3321WCM-5 (for VS33 WCM)
ISSDSC3321WCM-5 (for VS33 WCM)
SSDSC3621-5 (for VS36, VS36BH)
SSDSC3621WCM-5 (for VS36 WCM)
ISSDSC3621WCM-5 (for VS36 WCM)
SSDSC3921-5 (for VS39, VS39BH)
ISSDSC3921-5 (for VS39, VS39BH)
SSDSC4221-5 (for VS42)
ISSDSC4221-5 (for VS42)
SSDSC4521-5 (for VS45)
SSDSC4521D2-5 (for VS45D2)
ISSDSC4521D2-5 (for VS45D2)
SSDSC4821-5 (for VS48)
SSDSC4821D2-5 (for VS48D2)
ISSDSC4821D2-5 (for VS48D2)

- Includes solid wood dovetail sliding shelf with soft close undermount slides, four wooden mounting supports and attachment hardware
- **SSDSC30, SSDSC33, SSDSC36, SSDSC39, SSDSC42, SSDSC45D2 and SSDSC48D2 include two shelves and slides for installation**
- **SSDSC45 and SSDSC48 include three shelves and slides for installation**
- See Base Section for more sizes
- **INSET:** Use codes beginning with "I"; if installing more than one ISSDSC in a cabinet, requires a full depth shelf for attachment

---

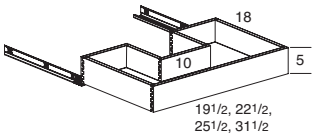

5" High, 21" Deep Dovetail Full Extension Soft Close U Shaped Sliding Shelf

SSDSCU2421-5
SSDSCU2721-5
ISSDSCU2721-5
SSDSCU3021WCM-5
ISSDSCU3021WCM-5
SSDSCU3621WCM-5
ISSDSCU3621WCM-5

- Includes solid wood dovetail sliding shelf with soft close undermount slides, four wooden mounting supports and attachment hardware
- **INSET:** Use codes beginning with "I"; if installing more than one ISSDSC in a cabinet, requires a full depth shelf for attachment

---

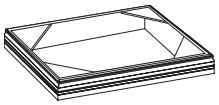

Classic Base
Moulding Shown

4½" Decorative Base Platform

DBP4BM
DBP4CBM
DBP4FBM

- Must specify cabinet depth and cabinet width
- Moulding applied to front and two sides
- For use with Vanity Cabinets with Void Toe Kick

To calculate the price:
The Decorative Base Platform is priced by square feet. There is a minimum charge of eight (8) square feet. For measurements greater than 8 sq. ft., use the individual moulding list price times the number of square feet.

DBP4BM $35 List per sq. ft.
DBP4CBM $50 List per sq. ft.
DBP4FBM $35 List per sq. ft.

Example:
Cabinet size
60" x 21" = 1260 + 144 = 8.75 x $35 List = $306.25 List

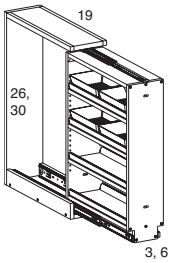

Vanity Filler Pullout

VFP3
VFP3BH
VFP6
VFP6BH

2 Adj. shelves,
1 Fixed shelf

- Includes wood spacers
- Must be installed between two cabinets
- An overlay filler trim is recommended for FOL door styles
- Can be installed next to a cabinet with Flush Cabinet End option by omitting supplied spacers
- Natural finished wood with chrome rails
- If not installed between 2 cabinets, exposed end must be covered with an end panel
- Full extension slides
- **Finish techniques are not included**

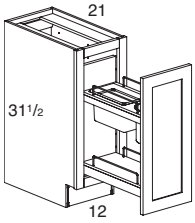

Vanity Appliance Pull Out

VAPO12

1 Pullout with shelves

- Pullout has 2 metal bins for appliances
- Slides are full extension soft close

WIDTH		HEIGHT		DEPTH	
Min.	Max.	Min.	Max.	Min.	Max.
				21″	30″

Semi-Custom	APC	BO	CC	ES	FCE	FDBS	FH	FI	FIMD	FO	ID	IF	IME	MFE	MD	MH	MW	P	PCE	RD	RTK	TKA	VTK	WBR	WCM	WS	WTR
FOL/TOL	●		●	●	●		▲				●		●	●	●				●		●	▲	●	●			
INS	●		●	●	●		▲				●			●	●				●		●	▲	●	●			

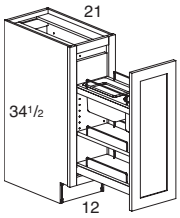

34½″ High Just Right Vanity Appliance Pull Out

VAPO12BH

1 Pullout with shelves

- Pullout has 2 metal bins for appliances
- Slides are full extension soft close

WIDTH		HEIGHT		DEPTH	
Min.	Max.	Min.	Max.	Min.	Max.
				21″	30″

Semi-Custom	APC	BO	CC	ES	FCE	FDBS	FH	FI	FIMD	FO	ID	IF	IME	MFE	MD	MH	MW	P	PCE	RD	RTK	TKA	VTK	WBR	WCM	WS	WTR
FOL/TOL	●		●	●	●		▲				●		●	●	●				●		●	▲	●	●			
INS	●		●	●	●		▲				●			●	●				●		●	▲	●	●			

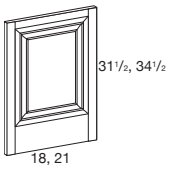

Cope and Tenon
One Piece

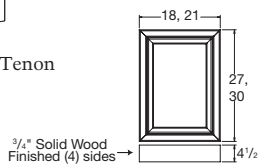

Miter/Slab
Two Pieces

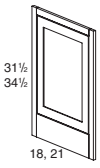

Inset Design
One Piece

Matching Vanity End Panel

MVEP
IMVEP
MVEP18
IMVEP18
MVEPBH
IMVEPBH
MVEP18BH
IMVEP18BH

- ¾″ Solid wood construction
- Spacers on back to compensate for the face frame scribe
- Square on the top and bottom
- TOL door style have a decorative profile on sides
- FOL has the matching door edge profile on the sides and are designed to flush with the face frame of the cabinet
- Harmony/Geneva/Venice/Napa/Sonoma/Savannah/Hawthorne/Monterey/Sydney have a mitered profile
- **Barcelona and Milan are slab with separate toe kick**
- **For Thermofoil door styles, Matching End Panels are thermofoiled fiberboard**
- **For MDF door styles, Matching End Panels are painted MDF**
- **INSET:** Use codes beginning with "I"

WIDTH		HEIGHT		DEPTH	
Min.	Max.	Min.	Max.	Min.	Max.

Semi-Custom	APC	BO	CC	ES	FCE	FDBS	FH	FI	FIMD	FO	ID	IF	IME	MFE	MD	MH	MW	P	PCE	RD	RTK	TKA	VTK	WBR	WCM	WS	WTR
FOL/TOL											●									●							
INS											●									●							

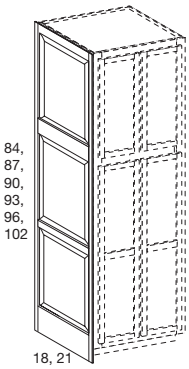

Cope and Tenon
One Piece

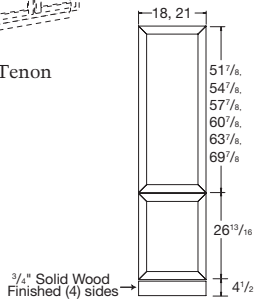

Miter/Slab
Three Pieces

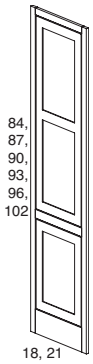

Inset Design
One Piece

Matching Vanity Linen End Panel

MVLCEP1884
IMVLCEP1884
MVLCEP2184
IMVLCEP2184
MVLCEP1887
IMVLCEP1887
MVLCEP2187
IMVLCEP2187
MVLCEP1890
IMVLCEP1890
MVLCEP2190
IMVLCEP2190
MVLCEP1893
IMVLCEP1893
MVLCEP2193
IMVLCEP2193
MVLCEP1896
IMVLCEP1896
MVLCEP2196
IMVLCEP2196
MVLCEP18102
IMVLCEP18102
MVLCEP21102
IMVLCEP21102
MVLCEP1884BH
IMVLCEP1884BH
MVLCEP2184BH
IMVLCEP2184BH
MVLCEP1887BH
IMVLCEP1887BH
MVLCEP2187BH
IMVLCEP2187BH
MVLCEP1890BH
IMVLCEP1890BH
MVLCEP2190BH
IMVLCEP2190BH
MVLCEP1893BH
IMVLCEP1893BH
MVLCEP2193BH
IMVLCEP2193BH
MVLCEP1896BH
IMVLCEP1896BH
MVLCEP2196BH
IMVLCEP2196BH
MVLCEP18102BH
IMVLCEP18102BH
MVLCEP21102BH
IMVLCEP21102BH

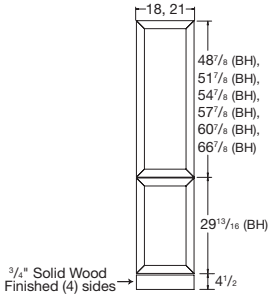

Miter/Slab
Three Pieces

- All MVLCEPs are square on top and bottom edge
- For use with Vanity Linen and Vanity Linen Hamper Cabinets
- ¾" Solid wood construction with spacers on back to compensate for the face frame scribe
- TOL door styles have a decorative profile on sides
- FOL has the matching door edge profile on the sides and are designed to flush with the face frame of the cabinet
- Harmony/Geneva/Venice/Napa/Sonoma/ Savannah/Hawthorne/Monterey/Sydney have a mitered profile
- **Barcelona and Milan are slab with separate toe kick**
- **For Thermofoil door styles, Matching End Panels are thermofoiled fiberboard**
- **For MDF door styles, Matching End Panels are painted MDF**
- **INSET:** Use codes beginning with "I"

	WIDTH		HEIGHT		DEPTH	
	Min.	Max.	Min.	Max.	Min.	Max.

Semi-Custom	APC	BO	CC	ES	FCE	FDBS	FH	FI	FIMD	FO	ID	IF	IME	MFE	MD	MH	MW	P	PCE	RD	RTK	TKA	VTK	WBR	WCM	WS	WTR
FOL/TOL											●									●							
INS											●									●							

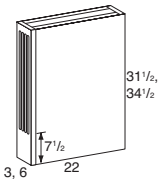

Fluted Vanity Pilaster

FP31V
FP34V
FP631V
FP634V

- ¾″ Solid wood fronts
- Back, top and bottom are ½″ unfinished plywood
- Sides are ½″ finished plywood
- When ID/RD option is chosen, pilasters are built to the specified depths (i.e. RD16 will be 16″ deep)
- **For MDF and Thermofoil door styles, pilasters are painted maple**

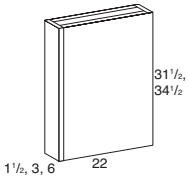

Plain Vanity Pilaster

PP1.531V
PP1.534V
PP31V
PP34V
PP631V
PP634V

- ¾″ Solid wood fronts
- Back, top and bottom are ½″ unfinished plywood
- Sides are ½″ finished plywood
- When ID/RD option is chosen, pilasters are built to the specified depths (i.e. RD16 will be 16″ deep)
- **Finish techniques are not included**
- **For MDF and Thermofoil door styles, pilasters are painted maple**

	WIDTH		HEIGHT		DEPTH	
	Min.	Max.	Min.	Max.	Min.	Max.

Semi-Custom	APC	BO	CC	ES	FCE	FDBS	FH	FI	FIMD	FO	ID	IF	IME	MFE	MD	MH	MW	P	PCE	RD	RTK	TKA	VTK	WBR	WCM	WS	WTR
FOL/TOL	▲				▲						●			▲					▲	●							
INS	▲				▲						●			▲					▲	●							

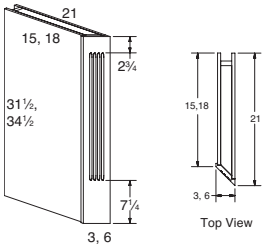

Left Shown

Angle Fluted Vanity Pilaster

AFP31VL
AFP31VR
AFP34VL
AFP34VR
AFP631VL
AFP631VR
AFP634VL
AFP634VR

- **Must specify Left or Right**
- ¾″ Solid wood fronts
- Back, top and bottom are ½″ unfinished plywood
- 3″ Wide has 4 flutes and 6″ wide has 8 flutes
- Finished on front and short side only
- Short side available with FCE option
- When ID/RD option is chosen, pilasters are built to the specified depths (i.e. RD16 will be 16″ deep)
- **For MDF and Thermofoil door styles, pilasters are painted maple**

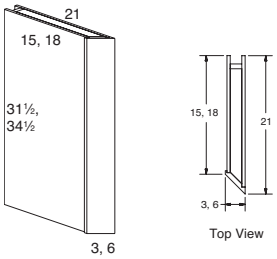

Left Shown

Angle Plain Vanity Pilaster

APP31VL
APP31VR
APP34VL
APP34VR
APP631VL
APP631VR
APP634VL
APP634VR

- **Must specify Left or Right**
- ¾″ Solid wood fronts
- Back, top and bottom are ½″ unfinished plywood
- Finished on front and short side only
- Short side available with FCE option
- When ID/RD option is chosen, pilasters are built to the specified depths (i.e. RD16 will be 16″ deep)
- **Finish techniques are not included**
- **For MDF and Thermofoil door styles, pilasters are painted maple**

	WIDTH		HEIGHT		DEPTH	
	Min.	Max.	Min.	Max.	Min.	Max.

Semi-Custom	APC	BO	CC	ES	FCE	FDBS	FH	FI	FIMD	FO	ID	IF	IME	MFE	MD	MH	MW	P	PCE	RD	RTK	TKA	VTK	WBR	WCM	WS	WTR
FOL/TOL	▲				●									▲					▲	●							
INS	▲				●									▲					▲	●							

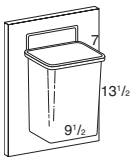

Vanity Waste Bin

VWB

- White wastebasket and gray powdercoat wire bin

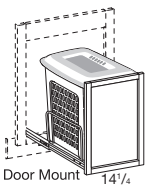

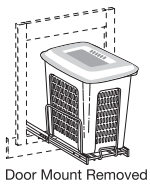

FR

Vanity Hamper Kit

VHKIT18
VHKIT21

- White hamper basket with lid can be removed
- Kit shipped for door mount applications
- Remove door mount for hinged door applications

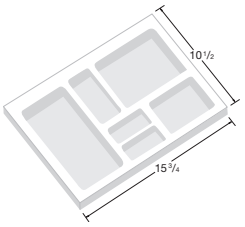

Cosmetic Drawer Insert

CDW

- White polystyrene
- Trim to fit
- Fits drawers 18″ wide
- 2″ Thick

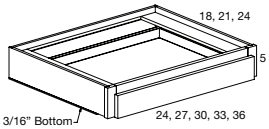

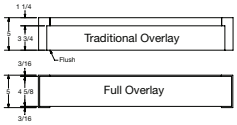

Overlay Design

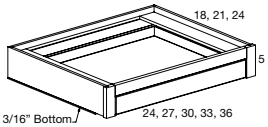

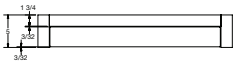

Inset Design

Vanity Knee Drawer

VKD2418 **1 Drawer**
VKD2421
VKD2424
VKD2718
VKD2721
VKD2724
VKD3018
VKD3021
VKD3024
VKD3318
VKD3321
VKD3324
VKD3618
VKD3621
VKD3624

- Plywood end panels and back with wood dovetail drawer and full extension soft close slides
- **INSET:** Will be one piece in design

	WIDTH		HEIGHT		DEPTH	
	Min.	Max.	Min.	Max.	Min.	Max.
	12″	36″			12″	30″

Semi-Custom	APC	BO	CC	ES	FCE	FDBS	FH	FI	FIMD	FO	ID	IF	IME	MFE	MD	MH	MW	P	PCE	RD	RTK	TKA	VTK	WBR	WCM	WS	WTR
FOL/TOL	▲			●											●		●		▲								
INS	▲			●											●		●		▲								

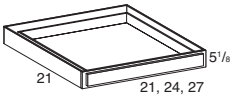

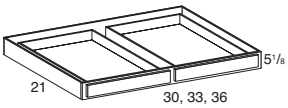

Desk Drawer Apron

DDA21 **1 Drawer**
DDA24
DDA27

DDA30 **2 Drawers**
DDA33
DDA36

- Natural finished solid wood dovetail drawer with full extension soft close slides
- Can be utilized in a desk unit or a vanity setting
- ¾″ Plywood end panels and back
- Not trimmable
- Drawer front complements door profile
- **INSET:** Will be one piece in design

	WIDTH		HEIGHT		DEPTH	
	Min.	Max.	Min.	Max.	Min.	Max.
	18¼″	36″			12″	30″

Semi-Custom	APC	BO	CC	ES	FCE	FDBS	FH	FI	FIMD	FO	ID	IF	IME	MFE	MD	MH	MW	P	PCE	RD	RTK	TKA	VTK	WBR	WCM	WS	WTR
FOL/TOL	▲			●											●		●		▲								
INS	▲			●											●		●		▲								

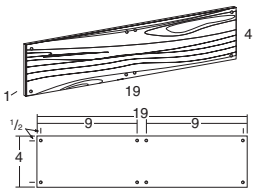

Universal Spacer Kit

USPKIT

- Includes one natural finished maple spacer and 1¼″ screws
- 1″ Solid wood

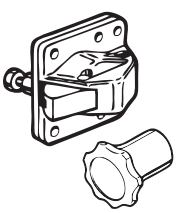

Magnetic Lock Kit

MAGLOCKKIT (white)

- Contains 5 locks and 2 keys
- White

OTHER ROOMS

Create an office, entertainment center, library, etc. to fit your lifestyle. Many of our other cabinets and accessories, such as bookcases, storage units, corbels and furniture legs can also be used in the design to match your task needs as well as your décor choices.

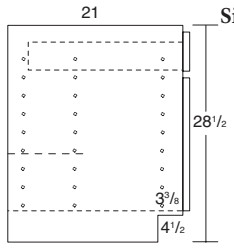

Side View

Must specify L or R hinge on all single door cabinets. All cabinets have 4½" high toe kicks.

See Function Ready section for sliding shelf availability.

If APC or PCE is specified, ends will be unfinished plywood. MFE or FCE must be ordered to receive finished ends.

28½" High Cabinets Available in Square Door Styles Only.

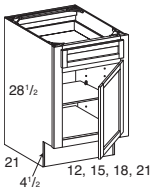

Desk Base Cabinet

DVB12 L/R
DVB15 L/R
DVB18 L/R
DVB21 L/R

1 Drawer,
1 Door,
1 Adj. shelf

- **Must specify L or R hinge**

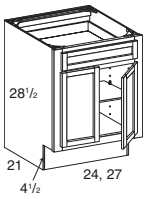

DVB24
DVB27

1 Drawer,
2 Doors w/o center mullion,
1 Adj. shelf

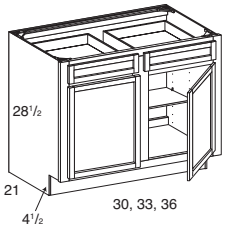

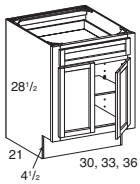

Available with WCM Option

DVB30
DVB33
DVB36

2 Drawers,
2 Doors,
1 Adj. shelf

- **INSET:** 30"-36" wide will be standard WCM

	WIDTH		HEIGHT		DEPTH	
	Min.	Max.	Min.	Max.	Min.	Max.
	12"	36"	24"	48"	12"	30"

Semi-Custom	APC	BO	CC	ES	FCE	FDBS	FH	FI	FIMD	FO	ID	IF	IME	MFE	MD	MH	MW	P	PCE	RD	RTK	TKA	VTK	WBR	WCM	WS	WTR
FOL/TOL	●	●	●	●	●	●	●	●		●	●	●	●	●	●	●	●	●	●	●	●	▲	●	●	●	●	●
INS	●	●	●	●	●	●	●	●		●	●	●		●	●	●	●	●	●	●	●	▲	●	●	●	●	●

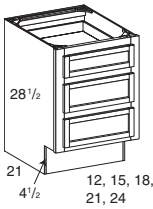

Desk Drawer Base Cabinet

DDB12
DDB15
DDB18
DDB21
DDB24

3 Drawers

- **MH only available in 28½", 31½" and 34½" heights**

	WIDTH		HEIGHT		DEPTH	
	Min.	Max.	Min.	Max.	Min.	Max.
	12"	24"			12"	30"

Semi-Custom	APC	BO	CC	ES	FCE	FDBS	FH	FI	FIMD	FO	ID	IF	IME	MFE	MD	MH	MW	P	PCE	RD	RTK	TKA	VTK	WBR	WCM	WS	WTR
FOL/TOL	●	●	●	●	●					●	●	●	●	●	●	●	●		●	●	●	▲	●	●		●	●
INS	●	●	●	●	●					●	●	●		●	●	●	●		●	●	●	▲	●	●		●	●

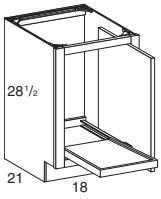

Computer Cabinet

CPU18 L/R

1 Retractable door,
1 Sliding shelf

- **Must specify L or R hinge**
- Sliding shelf has full extension slides
- **Door needs to be open during computer usage for proper ventilation**

	WIDTH		HEIGHT		DEPTH	
	Min.	Max.	Min.	Max.	Min.	Max.
					21"	30"

Semi-Custom	APC	BO	CC	ES	FCE	FDBS	FH	FI	FIMD	FO	ID	IF	IME	MFE	MD	MH	MW	P	PCE	RD	RTK	TKA	VTK	WBR	WCM	WS	WTR
FOL/TOL	▲			●	●		▲	▲					●	▲	●				▲		●	▲	●	●			
INS	▲			●	●		▲	▲						▲	●				▲		●	▲	●	●			

28½" High Cabinets Available in Square Door Styles Only.

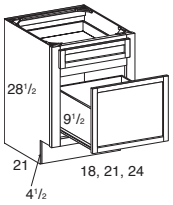

Desk File Drawer Cabinet

DFD18
DFD21
DFD24

1 Drawer,
1 File drawer

- File drawer has full extension soft close side mount drawer slides
- File drawer is natural hardwood
- Drawer notched to accept hanging folder support rails (two included)
- Accommodates letter or legal file folders (not included)
- Files will hang laterally across the width of the cabinet; not front to back
- 3/16" Plywood drawer bottom, not designed to support weight
- Bottom drawer front is considered a door; drawer front options will not change it from 5-piece appearance

WIDTH		HEIGHT		DEPTH	
Min.	Max.	Min.	Max.	Min.	Max.
		28½"	34½"	21"	30"

Semi-Custom	APC	BO	CC	ES	FCE	FDBS	FH	FI	FIMD	FO	ID	IF	IME	MFE	MD	MH	MW	P	PCE	RD	RTK	TKA	VTK	WBR	WCM	WS	WTR
FOL/TOL	●	●	●	●	●					●	●	●	●	●	●	●			●		●	▲	●	●			●
INS	●	●	●	●	●					●	●	●		●	●	●			●		●	▲	●	●			●

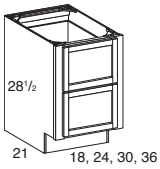

Two Drawer Desk File Drawer Cabinet

2DDFD18
2DDFD24
2DDFD30
2DDFD36

2 File drawers

- File drawers are natural hardwood
- Side mount full extension soft close drawer slides
- Drawer notched to accept hanging folder support rails (two included)
- Accommodates letter or legal file folders (not included)
- Files will hang laterally across the width of the cabinet; not front to back
- 3/16" Plywood drawer bottom, not designed to support weight

WIDTH		HEIGHT		DEPTH	
Min.	Max.	Min.	Max.	Min.	Max.
		28½"	34½"	21"	30"

Semi-Custom	APC	BO	CC	ES	FCE	FDBS	FH	FI	FIMD	FO	ID	IF	IME	MFE	MD	MH	MW	P	PCE	RD	RTK	TKA	VTK	WBR	WCM	WS	WTR
FOL/TOL	▲	●	●	●	●					●	●		●	●	●	●			▲		●	▲	●	●			
INS	▲	●	●	●	●					●	●			●	●	●			▲		●	▲	●	●			

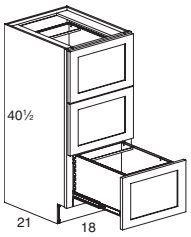

Three Drawer File Drawer Cabinet

3DFD18

3 File drawers

- File drawers are natural hardwood
- Side mount full extension soft close drawer slides
- Drawer notched to accept hanging folder support rails (two included)
- Accommodates letter or legal file folders (not included)
- Files will hang laterally across the width of the cabinet; not front to back
- 3/16" Plywood drawer bottom, not designed to support weight

WIDTH		HEIGHT		DEPTH	
Min.	Max.	Min.	Max.	Min.	Max.
				21"	30"

Semi-Custom	APC	BO	CC	ES	FCE	FDBS	FH	FI	FIMD	FO	ID	IF	IME	MFE	MD	MH	MW	P	PCE	RD	RTK	TKA	VTK	WBR	WCM	WS	WTR
FOL/TOL	▲	●	●	●	●					●	●		●	●	●				▲		●	▲	●	●			
INS	▲	●	●	●	●					●	●			●	●				▲		●	▲	●	●			

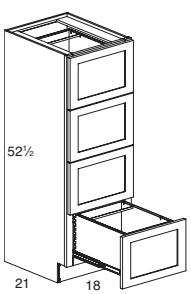

Four Drawer File Drawer Cabinet

4DFD18

4 File drawers

- File drawers are natural hardwood
- Side mount full extension soft close drawer slides
- Drawer notched to accept hanging folder support rails (two included)
- Accommodates letter or legal file folders (not included)
- Files will hang laterally across the width of the cabinet; not front to back
- 3/16" Plywood drawer bottom, not designed to support weight

WIDTH		HEIGHT		DEPTH	
Min.	Max.	Min.	Max.	Min.	Max.
				21"	30"

Semi-Custom	APC	BO	CC	ES	FCE	FDBS	FH	FI	FIMD	FO	ID	IF	IME	MFE	MD	MH	MW	P	PCE	RD	RTK	TKA	VTK	WBR	WCM	WS	WTR
FOL/TOL	▲	●	●	●	●					●	●		●	●	●				▲		●	▲	●	●			
INS	▲	●	●	●	●					●	●			●	●				▲		●	▲	●	●			

OTHER ROOMS (continued)

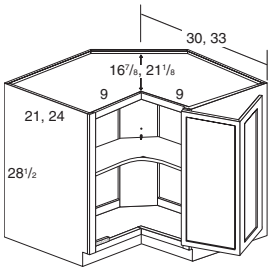

Desk Easy Reach Corner Cabinet

DCB3021 L/R **Double doors,**
DCB3324 L/R **1 Adj. shelf**

- **Must specify L or R hinge**
- Cabinet has full top
- **INSET:** Not available

WIDTH		HEIGHT		DEPTH	
Min.	Max.	Min.	Max.	Min.	Max.
		28½″	48″		

Semi-Custom	APC	BO	CC	ES	FCE	FDBS	FH	FI	FIMD	FO	ID	IF	IME	MFE	MD	MH	MW	P	PCE	RD	RTK	TKA	VTK	WBR	WCM	WS	WTR
FOL/TOL	●	●		●		▲	▲	●		●				●		●			●			▲	●	●			

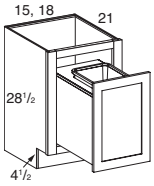

Desk Wastebasket Cabinet

D15WB **1 Door**
D18WB

WIDTH		HEIGHT		DEPTH	
Min.	Max.	Min.	Max.	Min.	Max.
				21″	30″

Semi-Custom	APC	BO	CC	ES	FCE	FDBS	FH	FI	FIMD	FO	ID	IF	IME	MFE	MD	MH	MW	P	PCE	RD	RTK	TKA	VTK	WBR	WCM	WS	WTR
FOL/TOL	●			●	●		▲						●	●	●				●		●	▲	●	●			
INS	●			●	●		▲							●	●				●		●	▲	●	●			

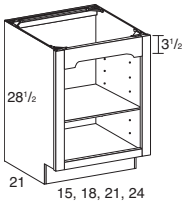

Desk Open Display Base Cabinet

DODB15 **1 Adj. shelf**
DODB18
DODB21
DODB24

- **DODB15 not available with AF valance option**

WIDTH		HEIGHT		DEPTH	
Min.	Max.	Min.	Max.	Min.	Max.
15″	24″	28½″	48″	12″	30″

Semi-Custom	APC	BO	CC	ES	FCE	FDBS	FH	FI	FIMD	FO	ID	IF	IME	MFE	MD	MH	MW	P	PCE	RD	RTK	TKA	VTK	WBR	WCM	WS	WTR
FOL/TOL	▲	▲	●	●	●	▲		▲						▲	●	●	●		▲		●	▲	●	●	▲	●	
INS	▲	▲	●	●	●	▲		▲						▲	●	●	●		▲		●	▲	●	●	▲	●	

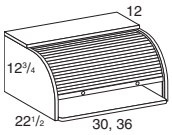

Tambour Roll-Top Desk Unit

TDU30
TDU36

- Includes 2 wooden knobs
- ¾″ Plywood on sides, top and bottom
- Finished on all sides and interior
- **Finish techniques are not included**
- **For MDF and Thermofoil door styles, the tambour, sides, top and bottom are painted maple**

OTHER ROOMS ACCESSORIES

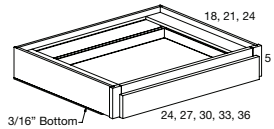

Vanity Knee Drawer

VKD2418 **1 Drawer**
VKD2421
VKD2424
VKD2718
VKD2721
VKD2724
VKD3018
VKD3021
VKD3024
VKD3318
VKD3321
VKD3324
VKD3618
VKD3621
VKD3624

- Plywood end panels and back with wood dovetail drawer and full extension soft close slides
- **INSET:** Will be one piece in design

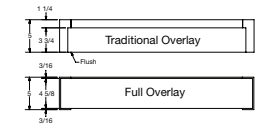

Overlay Design

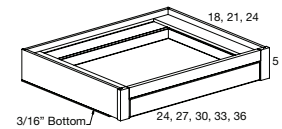

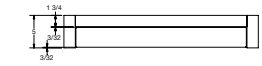

Inset Design

WIDTH		HEIGHT		DEPTH	
Min.	Max.	Min.	Max.	Min.	Max.
12″	36″			12″	30″

Semi-Custom	APC	BO	CC	ES	FCE	FDBS	FH	FI	FIMD	FO	ID	IF	IME	MFE	MD	MH	MW	P	PCE	RD	RTK	TKA	VTK	WBR	WCM	WS	WTR
FOL/TOL	▲			●											●		●		▲								
INS	▲			●											●		●		▲								

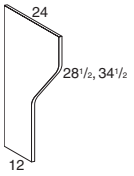

Desk End Panel

DEP24
DEP2428

- ¾″ Thick plywood panel
- FOR DEP24, 24″D x 34½″H
- FOR DEP2428, 24″D x 28½″H
- Used to support Vanity Knee Drawer
- May be trimmed
- **Finish techniques are not included**
- **For Thermofoil door styles, the Desk End Panel is laminated on both sides**
- **For MDF door styles, the Desk End Panel is finished maple**

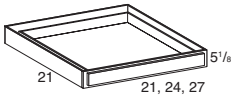

Desk Drawer Apron

DDA21 **1 Drawer**
DDA24
DDA27

- Natural finished solid wood dovetail drawer with full extension soft close slides
- Can be utilized in a desk unit or a vanity setting
- ¾″ Plywood end panels and back
- Finished end panels
- Not trimmable
- Drawer front complements door profile
- **INSET:** Will be one piece in design

	WIDTH		HEIGHT		DEPTH	
	Min.	Max.	Min.	Max.	Min.	Max.
	18¼″	27″			12″	30″

Semi-Custom	APC	BO	CC	ES	FCE	FDBS	FH	FI	FIMD	FO	ID	IF	IME	MFE	MD	MH	MW	P	PCE	RD	RTK	TKA	VTK	WBR	WCM	WS	WTR
FOL/TOL	▲			●	▲									●	●		●		▲								
INS	▲			●	▲									●	●		●		▲								

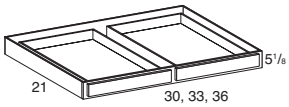

Desk Drawer Apron

DDA30 **2 Drawers**
DDA33
DDA36

- Natural finished solid wood dovetail drawer with full extension soft close slides
- Can be utilized in a desk unit or a vanity setting
- ¾″ Plywood end panels and back
- Finished end panels
- Not trimmable
- Drawer front complements door profile
- **INSET:** Will be one piece in design

	WIDTH		HEIGHT		DEPTH	
	Min.	Max.	Min.	Max.	Min.	Max.
	27¼″	36″			12″	30″

Semi-Custom	APC	BO	CC	ES	FCE	FDBS	FH	FI	FIMD	FO	ID	IF	IME	MFE	MD	MH	MW	P	PCE	RD	RTK	TKA	VTK	WBR	WCM	WS	WTR
FOL/TOL	▲			●	▲									●	●		●		▲								
INS	▲			●	▲									●	●		●		▲								

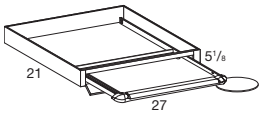

Keyboard Drawer

KBD27 **1 Drawer**

- Drawer front flips down to access keyboard
- Keyboard has black finish with cushion palm rest
- Ambidextrous mouse surface
- ¾″ Plywood end panels and back
- Drawer front complements door profile
- **INSET:** Not available

	WIDTH		HEIGHT		DEPTH	
	Min.	Max.	Min.	Max.	Min.	Max.
					21″	30″

Semi-Custom	APC	BO	CC	ES	FCE	FDBS	FH	FI	FIMD	FO	ID	IF	IME	MFE	MD	MH	MW	P	PCE	RD	RTK	TKA	VTK	WBR	WCM	WS	WTR
FOL/TOL	▲			●										●	●				▲								

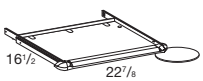

Keyboard Tray

KBT

- Fits 23″-29″ wide spaces
- Black Finish
- Cushion palm rest
- Ambidextrous mouse surface
- 7 Position height adjustment
- 19½″ wide platform

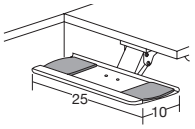

Keyboard Pullout

KPO

- Adjustable
- One-piece keyboard platform with dual mousing surfaces
- 25″ Gel wrist rest included
- Minimum installation space is 25″W x 7″H x 18″D

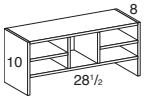

Organizer Unit

OU28.5 (fits inside 30″ wide WCM cabinets)

- ½″ Solid wood
- Will mount underneath wall cabinet or inside Tambour Roll Top Desk Unit
- Finished interior, top and end panels
- **Finish techniques are not included**
- **For MDF and Thermofoil door styles, Organizer Units are painted maple**

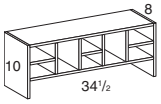

OU34.5 (fits inside 36″ wide WCM cabinets)

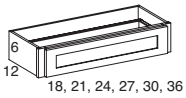

Furniture Drawer Unit

FDU18 **1 Drawer**
FDU21
FDU24
FDU27
FDU30
FDU36

- All plywood construction with face frame
- Drawer fronts match door styles
- Cabinet end panels have ¼″ reveal
- **INSET:** Will be one piece in design

	WIDTH		HEIGHT		DEPTH	
	Min.	Max.	Min.	Max.	Min.	Max.
	12″	36″			12″	30″

Semi-Custom	APC	BO	CC	ES	FCE	FDBS	FH	FI	FIMD	FO	ID	IF	IME	MFE	MD	MH	MW	P	PCE	RD	RTK	TKA	VTK	WBR	WCM	WS	WTR
FOL/TOL	▲			●	●					●	●			●	●		●		▲								
INS	▲			●	●					●	●			●	●		●		▲								

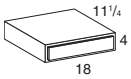

Cassette Drawer Unit

CDU18 (1 Drawer)

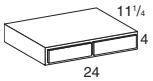

CDU24 (2 Drawers)

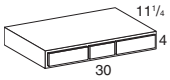

CDU30 (3 Drawers)

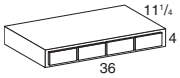

CDU36 (4 Drawers)

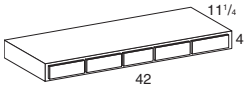



CDU42 (5 Drawers)

- ¾″ Finished plywood end panels, top and bottom
- Drawer box is ½″ natural finished hardwood
- Drawer front has step edge profile that complements door styles, but is not identical
- Will mount between wall cabinets for shelf design or on Tambour Desk Unit
- **For MDF and Thermofoil door styles, Cassette Drawer Unit is painted maple**
- **INSET:** Not available

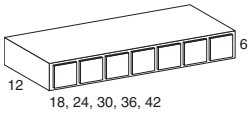

Drawer Unit

DU18 (3 Drawers)
DU24 (4 Drawers)
DU30 (5 Drawers)
DU36 (6 Drawers)
DU42 (7 Drawers)

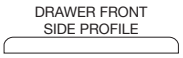

- ¾" Finished plywood end panels, top and bottom
- Drawer box is ½" natural finished hardwood
- Drawer front has eased edge profile that complements door styles, but is not identical
- Will mount between wall cabinets for shelf design or on Tambour Desk Unit
- **Not for vertical applications**
- **For MDF and Thermofoil door styles, drawers are painted maple**
- **INSET:** Will be FOL in design



Electronic Grommet Power Center

EGPCB

- Contains 3 outlets and 6 foot power cord
- Outlets are not tamper resistant



Electronic Grommet Docking Station Hub

EGDSHB

- Contains 3 USB ports, 2 audio jacks and 2 card reader slots

---

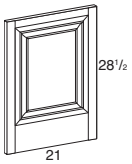

Cope and Tenon
One Piece

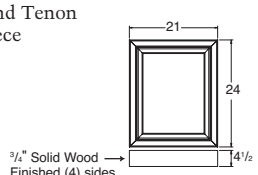

Miter/Slab
Two Pieces

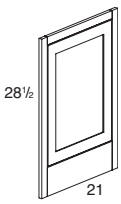

Inset Design
One Piece

Matching Desk End Panel

MDEP
IMDEP

- ¾" Solid wood construction with spacers on back to compensate for the face frame scribe
- All MDEPs are square on top and bottom
- TOL door styles have a decorative profile on the sides
- FOL door styles have matching door edge profile on sides and are designed to flush with the face frame of the cabinet
- Harmony/Geneva/Venice/Napa/Sonoma/Savannah/Hawthorne/Monterey/Sydney have a mitered profile
- **Barcelona and Milan are slabs with separate toe kick**
- **For Thermofoil door styles, Matching End Panels are thermofoiled fiberboard**
- **For MDF door styles, Matching End Panels are painted maple**
- **INSET:** Use codes beginning with "I"

	WIDTH		HEIGHT		DEPTH	
	Min.	Max.	Min.	Max.	Min.	Max.

Semi-Custom	APC	BO	CC	ES	FCE	FDBS	FH	FI	FIMD	FO	ID	IF	IME	MFE	MD	MH	MW	P	PCE	RD	RTK	TKA	VTK	WBR	WCM	WS	WTR
FOL/TOL											●									●							
INS											●									●							

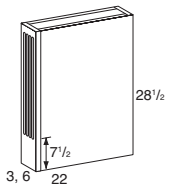

Fluted Desk Pilaster

FP28D
FP628D

- ¾″ Solid wood fronts
- Back, top and bottom are ½″ unfinished plywood
- Sides are ½″ finished plywood
- 3″ wide has 4 flutes and 6″ wide has 8 flutes
- Not trimmable
- When ID/RD option is chosen, pilasters are built to the specified depths (i.e. RD16 will be 16″ deep)
- **For MDF and Thermofoil door styles, pilasters are painted maple**

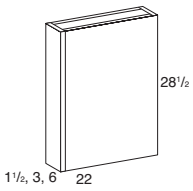

Plain Desk Pilaster

PP1.528D
PP28D
PP628D

- ¾″ Solid wood fronts
- Back, top and bottom are ½″ unfinished plywood
- Sides are ½″ finished plywood
- Trimmable
- When ID/RD option is chosen, pilasters are built to the specified depths (i.e. RD16 will be 16″ deep)
- **Finish techniques are not included**
- **For MDF and Thermofoil door styles, pilasters are painted maple**

	WIDTH		HEIGHT		DEPTH	
	Min.	Max.	Min.	Max.	Min.	Max.

Semi-Custom	APC	BO	CC	ES	FCE	FDBS	FH	FI	FIMD	FO	ID	IF	IME	MFE	MD	MH	MW	P	PCE	RD	RTK	TKA	VTK	WBR	WCM	WS	WTR
FOL/TOL	▲				▲						●			▲					▲	●							
INS	▲				▲						●			▲					▲	●							

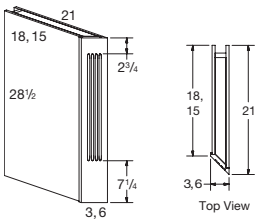

Left Shown

Angle Fluted Desk Pilaster

AFP28DL
AFP28DR
AFP628DL
AFP628DR

- ¾″ Solid wood fronts
- Back, top and bottom are ½″ unfinished plywood
- Finished on front and short side only
- 3″ wide has 4 flutes and 6″ wide has 8 flutes
- Not trimmable
- Short side available with FCE option
- When ID/RD option is chosen, pilasters are built to the specified depths (i.e. RD16 will be 16″ deep)
- **For MDF and Thermofoil door styles, pilasters are painted maple**

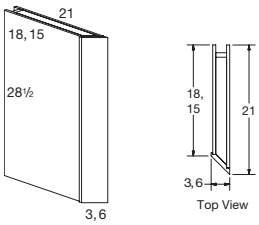

Left Shown

Angle Plain Desk Pilaster

APP28DL
APP28DR
APP628DL
APP628DR

- ¾″ Solid wood fronts
- Back, top and bottom are ½″ unfinished plywood
- Finished on front and short side only
- Trimmable
- Short side available with FCE option
- When ID/RD option is chosen, pilasters are built to the specified depths (i.e. RD16 will be 16″ deep)
- **Finish techniques are not included**
- **For MDF and Thermofoil door styles, pilasters are painted maple**

	WIDTH		HEIGHT		DEPTH	
	Min.	Max.	Min.	Max.	Min.	Max.

Semi-Custom	APC	BO	CC	ES	FCE	FDBS	FH	FI	FIMD	FO	ID	IF	IME	MFE	MD	MH	MW	P	PCE	RD	RTK	TKA	VTK	WBR	WCM	WS	WTR
FOL/TOL	▲				●						●			▲					▲	●							
INS	▲				●						●			▲					▲	●							

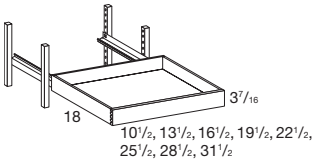

21″ Deep Dovetail Full Extension Soft Close Sliding Shelf

SSDSC1521 (for DVB15)
ISSDSC1521
SSDSC1821 (for DVB18)
ISSDSC1821
SSDSC2121 (for DVB21)
ISSDSC2121
SSDSC2421 (for DVB24)
ISSDSC2421
SSDSC2721 (for DVB27)
ISSDSC2721
SSDSC3021 (for DVB30)
SSDSC3021WCM (for DVB30 WCM)
ISSDSC3021WCM
SSDSC3321 (for DVB33)
SSDSC3321WCM (for DVB33 WCM)
ISSDSC3321WCM
SSDSC3621 (for DVB36)
SSDSC3621WCM (for DVB36 WCM)
ISSDSC3621WCM

- Includes solid wood dovetail sliding shelf with soft close undermount slides, four wooden mounting supports and attachment hardware
- **SSDSC30, SSDSC33 and SSDSC36 include two shelves and slides for installation**
- **See Base section for additional sizes**
- **INSET:** Use codes beginning with "I"; if installing more than one ISSDSC in a cabinet requires a full depth shelf for attachment

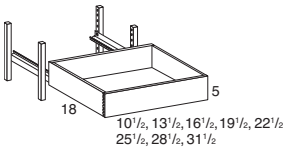

5″ High, 21″ Deep Dovetail Full Extension Soft Close Sliding Shelf

SSDSC1521-5
ISSDSC1521-5
SSDSC1821-5
ISSDSC1821-5
SSDSC2121-5
ISSDSC2121-5
SSDSC2421-5
ISSDSC2421-5
SSDSC2721-5
ISSDSC2721-5
SSDSC3021-5
SSDSC3021WCM-5
ISSDSC3021WCM-5
SSDSC3321-5
SSDSC3321WCM-5
ISSDSC3321WCM-5
SSDSC3621-5
SSDSC3621WCM-5
ISSDSC3621WCM-5

- Includes solid wood dovetail sliding shelf with soft close undermount slides, four wooden mounting supports and attachment hardware
- **SSDSC30, SSDSC33 and SSDSC36 include two shelves and slides for installation**
- **See Base section for additional sizes**
- **INSET:** Use codes beginning with "I"; if installing more than one ISSDSC in a cabinet requires a full depth shelf for attachment

FURNITURE BOOKCASES

Cabinet construction is ½" wood veneered plywood end panels with finished exterior and interior. Back is 3/16" plywood. Top and bottom are ½" plywood with finished interior and exterior. Cabinet includes matching ¾" shelves, is predrilled for shelves and has chrome shelf supports which mount underneath the shelf. For MDF and Thermofoil door styles, bookcases have ¾" painted plywood shelves. Bookcases come standard as shown. Please refer to Semi-Custom Program for a list of available valance options. Cabinet height in bookcases will be standard 34½" high base height. Toe kicks shipped attached for all 84" - 96" high cabinets. To order with toe kick shipped unattached specify TKU with item code (For example, FBKC1896 TKU). See Semi-Custom Program for additional details.

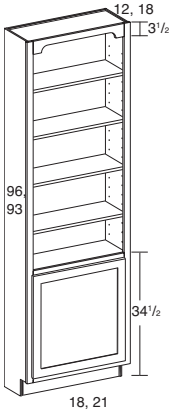

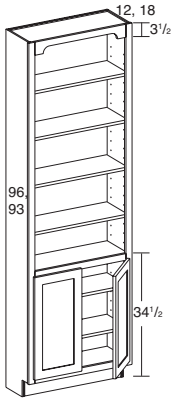

96" & 93" High Furniture Tall Bookcases

FBKC189612 L/R	FBKC189618 L/R	6 Adj. matching shelves, 1 Fixed shelf, 1 Door	• Must specify L or R hinge • Toe kick shipped attached
FBKC189312 L/R	FBKC189318 L/R		
FBKC219612 L/R	FBKC219618 L/R		
FBKC219312 L/R	FBKC219318 L/R		
FBKC249612	FBKC249618	6 Adj. matching shelves, 1 Fixed shelf, 2 Doors w/o center mullion	• Toe kick shipped attached
FBKC249312	FBKC249318		
FBKC279612	FBKC279618		
FBKC279312	FBKC279318		
FBKC309612	FBKC309618		
FBKC309312	FBKC309318		
FBKC339612	FBKC339618		
FBKC339312	FBKC339318		
FBKC369612	FBKC369618		
FBKC369312	FBKC369318		

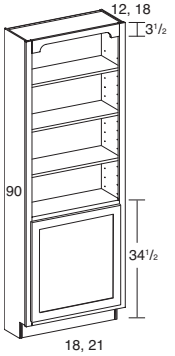

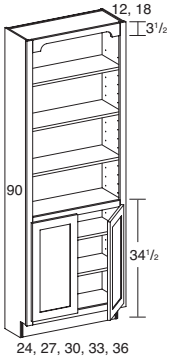

90" High Furniture Tall Bookcases

FBKC189012 L/R	FBKC189018 L/R	5 Adj. matching shelves, 1 Fixed shelf, 1 Door	• Must specify L or R hinge • Toe kick shipped attached
FBKC219012 L/R	FBKC219018 L/R		
FBKC249012	FBKC249018	5 Adj. matching shelves, 1 Fixed shelf, 2 Doors w/o center mullion	• Toe kick shipped attached
FBKC279012	FBKC279018		
FBKC309012	FBKC309018		
FBKC339012	FBKC339018		
FBKC369012	FBKC369018		

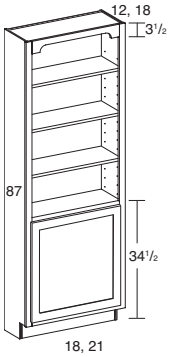

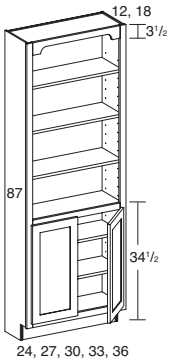

87" High Furniture Tall Bookcases

FBKC188712 L/R	FBKC188718 L/R	5 Adj. matching shelves, 1 Fixed shelf, 1 Door	• Must specify L or R hinge • Toe kick shipped attached
FBKC218712 L/R	FBKC218718 L/R		
FBKC248712	FBKC248718	5 Adj. matching shelves, 1 Fixed shelf, 2 Doors w/o center mullion	• Toe kick shipped attached
FBKC278712	FBKC278718		
FBKC308712	FBKC308718		
FBKC338712	FBKC338718		
FBKC368712	FBKC368718		

WIDTH		HEIGHT		DEPTH	
Min.	Max.	Min.	Max.	Min.	Max.
9"	36"	84¼"	102"	6"	30"

Semi-Custom	APC	BO	CC	ES	FCE	FDBS	FH	FI	FIMD	FO	ID	IF	IME	MFE	MD	MH	MW	P	PCE	RD	RTK	TKA	VTK	WBR	WCM	WS	WTR
FOL/TOL	▲		●	●	●			▲		●	●		●	▲	●	●	●		▲	●	●	▲	●	●	▲	●	
INS	▲		●	●	●			▲		●	●			▲	●	●	●		▲	●	●	▲	●	●	▲	●	

FURNITURE BOOKCASES (continued)

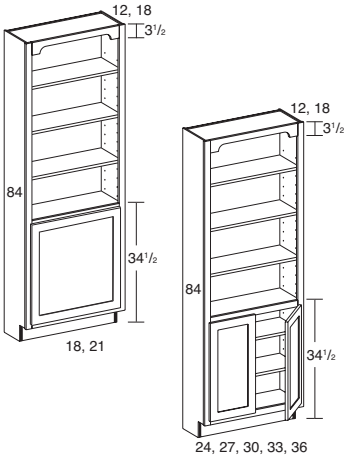

84″ High Furniture Tall Bookcases

FBKC188412 L/R	**FBKC188418 L/R**	**5 Adj. matching shelves, 1 Fixed shelf, 1 Door**
FBKC218412 L/R	**FBKC218418 L/R**	
FBKC248412	**FBKC248418**	**5 Adj. matching shelves, 1 Fixed shelf, 2 Doors w/o center mullion**
FBKC278412	**FBKC278418**	
FBKC308412	**FBKC308418**	
FBKC338412	**FBKC338418**	
FBKC368412	**FBKC368418**	

- **Must specify L or R hinge**
- **Toe kick shipped attached**

- **Toe kick shipped attached**

WIDTH		HEIGHT		DEPTH	
Min.	Max.	Min.	Max.	Min.	Max.
9″	36″	72″	84″	6″	30″

Semi-Custom	APC	BO	CC	ES	FCE	FDBS	FH	FI	FIMD	FO	ID	IF	IME	MFE	MD	MH	MW	P	PCE	RD	RTK	TKA	VTK	WBR	WCM	WS	WTR
FOL/TOL	▲		●	●	●			▲		●	●		●	▲	●	●	●		▲	●	●	▲	●	●	▲	●	
INS	▲		●	●	●			▲		●	●			▲	●	●	●		▲	●	●	▲	●	●	▲	●	

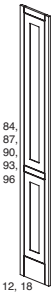

Inset Design
One Piece

Furniture Tall Bookcase End Panels

IMFBKC1284	**IMFBKC1884**
IMFBKC1287	**IMFBKC1887**
IMFBKC1290	**IMFBKC1890**
IMFBKC1293	**IMFBKC1893**
IMFBKC1296	**IMFBKC1896**

- ¾″ Solid wood construction
- **INSET:** Use codes beginning with "I"

WIDTH		HEIGHT		DEPTH	
Min.	Max.	Min.	Max.	Min.	Max.

Semi-Custom	APC	BO	CC	ES	FCE	FDBS	FH	FI	FIMD	FO	ID	IF	IME	MFE	MD	MH	MW	P	PCE	RD	RTK	TKA	VTK	WBR	WCM	WS	WTR
FOL/TOL											●									●							
INS											●									●							

DIAGONAL CORNER FURNITURE HUTCH

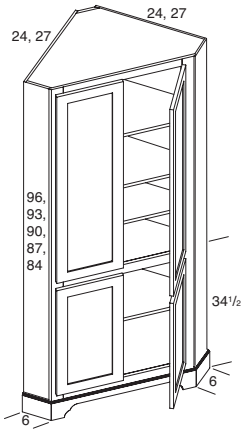

DCFH242496	**5 Adj. matching shelves, 1 Fixed shelf, 4 Doors**
DCFH272796	
DCFH242493	
DCFH272793	
DCFH242490	**4 Adj. matching shelves, 1 Fixed shelf, 4 Doors**
DCFH272790	
DCFH242487	
DCFH272787	
DCFH242484	
DCFH272784	

- 2 Sets of doors without center mullion
- Includes FBM moulding along front with decorative cutout
- Can use Full Overlay Filler Trims as decorative end panels
- **Overall height does not include the top plate with moulding sold separately**

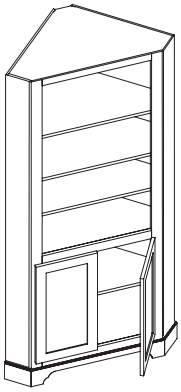

Available with
Void Door options

WIDTH		HEIGHT		DEPTH	
Min.	Max.	Min.	Max.	Min.	Max.
		72″	96″		

Semi-Custom	APC	BO	CC	ES	FCE	FDBS	FH	FI	FIMD	FO	ID	IF	IME	MFE	MD	MH	MW	P	PCE	RD	RTK	TKA	VTK	WBR	WCM	WS	WTR
FOL/TOL	▲				▲			▲		●				▲		●			▲		●	▲	●	●	▲		
INS	▲				▲			▲		●				▲		●			▲		●	▲	●	●	▲		

DIAGONAL CORNER FURNITURE HUTCH (continued)

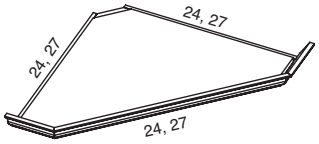

Diagonal Corner Furniture Hutch Top Plate

FTPDCH24
FTPDCH27

- Must specify moulding profile CM, DCM, LCVM8, SCM or TCM

HUTCH CABINETS

Cabinet construction is ½" wood veneered plywood end panels with finished exterior and interior. Back is 3/16" plywood. Top and bottom are ½" plywood with finished interior and exterior. Cabinet includes matching ¾" shelves, is predrilled for shelves and has chrome shelf supports which mount underneath the shelf. MDF and Thermofoil door styles have ¾" painted plywood shelves. Design is standard as shown. Please refer to Semi-Custom Program for a list of available valance options. See Semi-Custom Program for additional details.

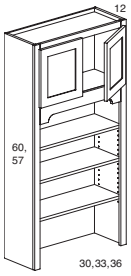

60" & 57" High Hutch Cabinets

HC3060
HC3360
HC3660
HC3057
HC3357
HC3657

2 Doors w/o center mullion,
3 Adj. shelves

	WIDTH		HEIGHT		DEPTH	
	Min.	Max.	Min.	Max.	Min.	Max.
	27"	36"	54¼"	60"	4½"	30"

Semi-Custom	APC	BO	CC	ES	FCE	FDBS	FH	FI	FIMD	FO	ID	IF	IME	MFE	MD	MH	MW	P	PCE	RD	RTK	TKA	VTK	WBR	WCM	WS	WTR
FOL/TOL	▲		●	●	●			▲		●	●		●	▲	●	●	●		▲	●					▲	●	
INS	▲		●	●	●			▲		●	●			▲	●	●	●		▲	●					▲	●	

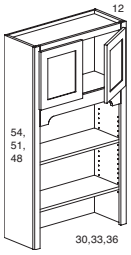

54", 51" & 48" High Hutch Cabinets

HC3054
HC3354
HC3654
HC3051
HC3351
HC3651
HC3048
HC3348
HC3648

2 Doors w/o center mullion,
3 Adj. shelves

	WIDTH		HEIGHT		DEPTH	
	Min.	Max.	Min.	Max.	Min.	Max.
	27"	36"	48¼"	54"	4½"	30"

Semi-Custom	APC	BO	CC	ES	FCE	FDBS	FH	FI	FIMD	FO	ID	IF	IME	MFE	MD	MH	MW	P	PCE	RD	RTK	TKA	VTK	WBR	WCM	WS	WTR
FOL/TOL	▲		●	●	●			▲		●	●		●	▲	●	●	●		▲	●					▲	●	
INS	▲		●	●	●			▲		●	●			▲	●	●	●		▲	●					▲	●	

Media Life™

by Wellborn Cabinet, Inc.



Wellborn Cabinet, Inc. is proud to present Media Life, cabinets to integrate all your technology needs in one convenient location. These cabinets can be designed to fit your needs in any room of your home. From the kitchen to the office, Media Life cabinetry is available in Wellborn's extensive door styles and finish to complement your entire home. Enhance your digital life with Media Life cabinets.

Television Recommendations

Media Life cabinets are structurally strong with a ½" plywood back for TV mounting bracket on the cabinet back or on the cabinet floor. For TV selection, please see the opening dimensions on the diagram for each size cabinet. Media Life cabinets are well suited to house any digital multimedia receiver, such as, Apple TV™, Google TV™, Roku™, etc. Please see manufacturer's website for more information.

Media Life Cabinet Interior

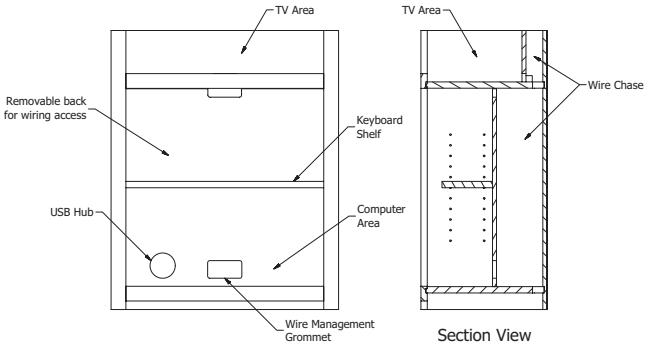

Warranty and Disclaimer

Wellborn Cabinet, Inc. has no warranty on any computer hardware and/or technical items. Wellborn Cabinet, Inc. has no affiliation with any company providing hardware/software.

Media Life Wall Cabinet

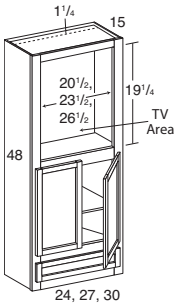

MLW2448
MLW2748
MLW3048

2 Doors w/o center mullion, 1 Drawer

- ¾" Plywood sides
- ½" Plywood back
- Wire chase is located in cabinet back

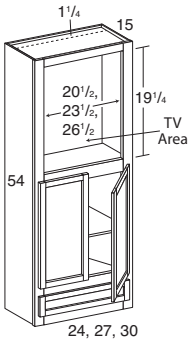

MLW2454
MLW2754
MLW3054

2 Doors w/o center mullion, 1 Drawer

- ¾" Plywood sides
- ½" Plywood back
- Wire chase is located in cabinet back

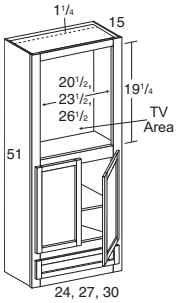

MLW2451
MLW2751
MLW3051

2 Doors w/o center mullion, 1 Drawer

- ¾" Plywood sides
- ½" Plywood back
- Wire chase is located in cabinet back

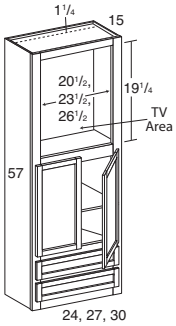

MLW2457
MLW2757
MLW3057

2 Doors w/o center mullion, 2 Drawers

- ¾" Plywood sides
- ½" Plywood back
- Wire chase is located in cabinet back

WIDTH		HEIGHT		DEPTH	
Min.	Max.	Min.	Max.	Min.	Max.
24"	30"	48¼"	57"	15"	30"

Semi-Custom	APC	BO	CC	ES	FCE	FDBS	FH	FI	FIMD	FO	ID	IF	IME	MFE	MD	MH	MW	P	PCE	RD	RTK	TKA	VTK	WBR	WCM	WS	WTR
FOL/TOL	▲	●	●	●	▲			▲			●		●	▲	●	●	●		▲						▲	●	●
INS	▲	●	●	●	▲			▲			●			▲	●	●	●		▲						▲	●	●

Patent Pending

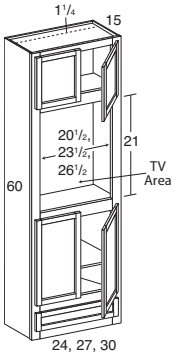

Media Life Wall Cabinet

MLW2460
MLW2760
MLW3060

4 Doors w/o center mullion, 1 Drawer

- ¾″ Plywood sides
- ½″ Plywood back
- Wire chase is located in cabinet back
- 2 Sets of doors w/o center mullion

WIDTH		HEIGHT		DEPTH	
Min.	Max.	Min.	Max.	Min.	Max.
24″	30″	57¼″	60″	15″	30″

Semi-Custom	APC	BO	CC	ES	FCE	FDBS	FH	FI	FIMD	FO	ID	IF	IME	MFE	MD	MH	MW	P	PCE	RD	RTK	TKA	VTK	WBR	WCM	WS	WTR
FOL/TOL	▲	●	●	●	▲			▲			●		●	▲	●	●	●		▲						▲	●	●
INS	▲	●	●	●	▲			▲			●			▲	●	●	●		▲						▲	●	●

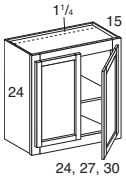

24″ High Media Life Unit Cabinet

MLU2424
MLU2724
MLU3024

2 Doors w/o center mullion

- ½″ plywood sides and back
- Wire chase is located in cabinet back

WIDTH		HEIGHT		DEPTH	
Min.	Max.	Min.	Max.	Min.	Max.
24″	30″	15¼″	30″	15″	30″

Semi-Custom	APC	BO	CC	ES	FCE	FDBS	FH	FI	FIMD	FO	ID	IF	IME	MFE	MD	MH	MW	P	PCE	RD	RTK	TKA	VTK	WBR	WCM	WS	WTR
FOL/TOL	▲	●	●	●	●		▲	▲			●		●	●	●	●	●		▲		●	●		●	▲	●	●
INS	▲	●	●	●	●		▲	▲			●			●	●	●	●		▲		●	●		●	▲	●	●

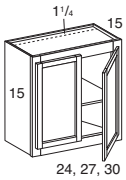

15″ High Media Life Unit Cabinet

MLU2415
MLU2715
MLU3015

2 Doors w/o center mullion

- ½″ plywood sides and back
- Wire chase is located in cabinet back

WIDTH		HEIGHT		DEPTH	
Min.	Max.	Min.	Max.	Min.	Max.
24″	30″			15″	30″

Semi-Custom	APC	BO	CC	ES	FCE	FDBS	FH	FI	FIMD	FO	ID	IF	IME	MFE	MD	MH	MW	P	PCE	RD	RTK	TKA	VTK	WBR	WCM	WS	WTR
FOL/TOL	▲	●	●	●	●		▲	▲			●		●	●	●		●		▲		●	●		●	▲	●	●
INS	▲	●	●	●	●		▲	▲			●			●	●		●		▲		●	●		●	▲	●	●

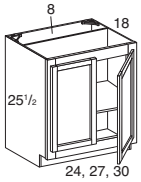

Media Life Furniture Base Cabinet

MLFB24
MLFB27
MLFB30

2 Doors w/o center mullion

- ½″ plywood sides and back
- Wire chase is located in cabinet back

WIDTH		HEIGHT		DEPTH	
Min.	Max.	Min.	Max.	Min.	Max.
24″	30″	19¼″	34½″	18″	30″

Semi-Custom	APC	BO	CC	ES	FCE	FDBS	FH	FI	FIMD	FO	ID	IF	IME	MFE	MD	MH	MW	P	PCE	RD	RTK	TKA	VTK	WBR	WCM	WS	WTR
FOL/TOL	▲	●	●	●	●	▲	▲	●			●		●	●	●	●	●		▲		●	▲	●	●	▲	●	
INS	▲	●	●	●	●	▲	▲	●			●			●	●	●	●		▲		●	▲	●	●	▲	●	

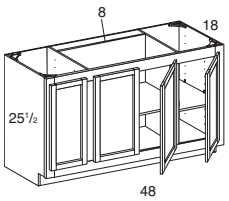

Media Life Furniture Base Cabinet

MLFB48

4 Doors,
2 Full depth adj. shelves

- ½″ plywood sides and back
- Wire chase is located in cabinet back
- Sliding shelves available in left and right sections

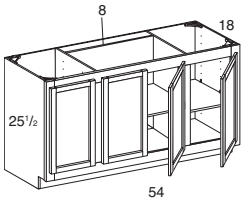

MLFB54

4 Doors,
2 Full depth adj. shelves

- ½″ plywood sides and back
- Wire chase is located in cabinet back
- Sliding shelves available in left and right sections

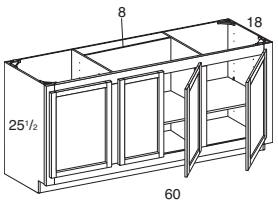

MLFB60

4 Doors,
2 Full depth adj. shelves

- ½″ plywood sides and back
- Wire chase is located in cabinet back
- Sliding shelves available in left and right sections

	WIDTH		HEIGHT		DEPTH	
	Min.	Max.	Min.	Max.	Min.	Max.
	48″	60″	19½″	34½″	18″	30″

Semi-Custom	APC	BO	CC	ES	FCE	FDBS	FH	FI	FIMD	FO	ID	IF	IME	MFE	MD	MH	MW	P	PCE	RD	RTK	TKA	VTK	WBR	WCM	WS	WTR
FOL/TOL	▲	●	●	●	●	▲	▲	●			●		●	●	●	●	●		▲		●	▲	●	●	▲	●	
INS	▲	●	●	●	●	▲	▲	●			●			●	●	●	●		▲		●	▲	●	●	▲	●	

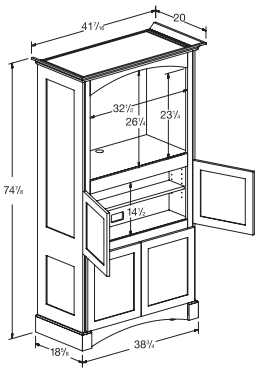

Media Life Furniture Cabinet

MLFC

4 Doors w/o center mullion

- Completely assembled, including crown and base moulding
- Rolling casters for easy movement
- Predrilled holes for wiring
- DDFIN and Valance options available
- 2 Sets of doors without center mullion

Media Life Design Applications on Following Page

Patent Pending

Media Life Room Applications

Wellborn offers Media Life cabinetry to conveniently house all technology equipment. These cabinets can be designed in any room of the home from the kitchen to the living room. The Media Life Cabinetry is also available in Wellborn's extensive door style and finish collection. See the Wellborn Price catalog for cabinet pricing.

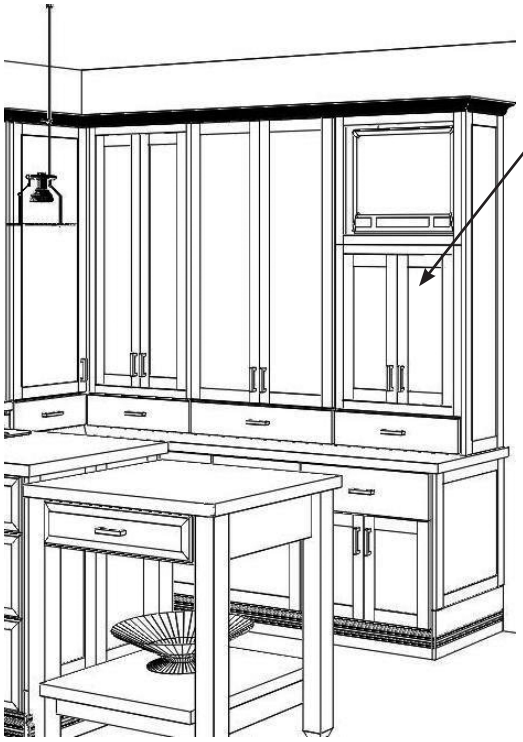

Media Life Wall Cabinet

Speakers can be placed inside cabinetry. If this application is used, speaker cloth or wire mesh should be used in the door center panel. Subwoofer can be placed in any desired location.



Media Life Unit



Media Life Furniture Base

See WAY site for detailed Media Life Marketing Brochure

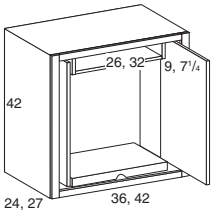

42″ High Entertainment Cabinet

ENT3642 — **2 Retractable doors w/o center mullion, 1 TV swivel shelf**

- VCR shelf is 9″ H x 26″ W
- Clearance for television is 26″ H x 27½″ W
- Cabinet has a TV swivel and retractable doors
- 24″ deep
- Doors have inset design with square outside profile and matching center panels

ENT4242 — **2 Retractable doors w/o center mullion, No TV swivel shelf**

- VCR shelf is 7¾″ H x 32″ W
- Clearance for television is 30¼″ H x 33½″ W
- Cabinet has retractable doors
- 27″ deep
- Doors have inset design with square outside profile and matching center panels
- **Due to weight limitations ENT4242 does not have a swivel**

	WIDTH		HEIGHT		DEPTH	
	Min.	Max.	Min.	Max.	Min.	Max.

Semi-Custom	APC	BO	CC	ES	FCE	FDBS	FH	FI	FIMD	FO	ID	IF	IME	MFE	MD	MH	MW	P	PCE	RD	RTK	TKA	VTK	WBR	WCM	WS	WTR
FOL/TOL	▲						▲	▲						▲					▲			●			▲		
INS	▲						▲	▲						▲					▲			●			▲		

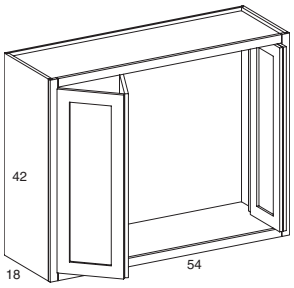

42″ High Entertainment Cabinets

ENT544218 — **2 Retractable Doors w/o center mullion**

- ½″ Solid plywood back
- Accommodates most plasma and LCD flat screen TV's up to 42″
- Cabinet has retractable pocket doors
- Must be installed between two cabinets for support
- Reduced Depth RD15 and RD12 only
- RD12 option will void the doors

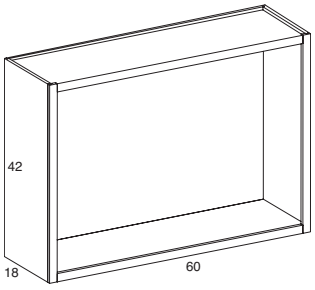

ENT604218

- ½″ Solid plywood back
- Accommodates most plasma and LCD flat screen TV's up to 50″
- Must be installed between two cabinets for support
- Reduced Depth RD15 and RD12 only

	WIDTH		HEIGHT		DEPTH	
	Min.	Max.	Min.	Max.	Min.	Max.

Semi-Custom	APC	BO	CC	ES	FCE	FDBS	FH	FI	FIMD	FO	ID	IF	IME	MFE	MD	MH	MW	P	PCE	RD	RTK	TKA	VTK	WBR	WCM	WS	WTR
FOL/TOL	▲	●			▲		▲	▲						▲					▲	●							
INS	▲	●			▲		▲	▲						▲					▲	●							

Entertainment Drawer Base

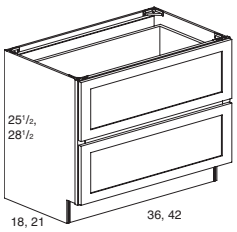

ENTDB362518 **ENTDB422518**
ENTDB362521 **ENTDB422521**
ENTDB362818 **ENTDB422818**
ENTDB362821 **ENTDB422821**

2 Drawers

- To order wood top see later in this section

	WIDTH		HEIGHT		DEPTH	
	Min.	Max.	Min.	Max.	Min.	Max.
	36″	42″	20¼″	34½″	12″	30″

Semi-Custom	APC	BO	CC	ES	FCE	FDBS	FH	FI	FIMD	FO	ID	IF	IME	MFE	MD	MH	MW	P	PCE	RD	RTK	TKA	VTK	WBR	WCM	WS	WTR
FOL/TOL	▲	●	●	●	▲					●	●		●	●	●	●	●		▲	●	●	▲	●	●		●	
INS	▲	●	●	●	▲					●	●			●	●	●	●		▲	●	●	▲	●	●		●	

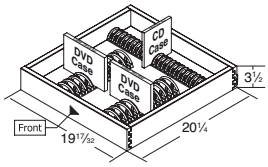

24″ Deep Dovetail Full Extension Soft Close Sliding Shelf with CD/DVD Storage

SSDSC2424DVD

- Solid wood dovetail full extension sliding shelf with CD/DVD inserts for storage
- Includes mounting supports and attachment hardware
- 24″ Wide holds 24 CD and 24 DVD standard size cases
- 21″ Wide holds 20 CD and 24 DVD standard size cases
- 18″ Wide holds 25 CD and 12 DVD standard size cases
- Installs in 24″ deep cabinets
- **INSET:** Not available

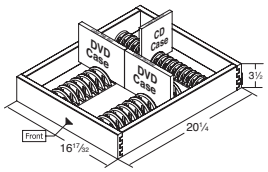

SSDSC2124DVD

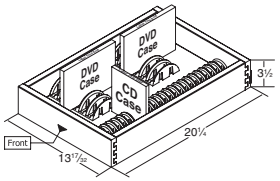

SSDSC1824DVD

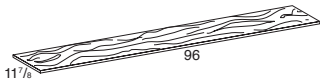

Shelving

SHV1296

- 8′ Length
- ¾″ Thick plywood
- Finished on one long side
- Edge banded on one 96″ edge
- **Finish techniques are not included**
- **For MDF and Thermofoil door styles, Shelving is ¾″ painted maple plywood**

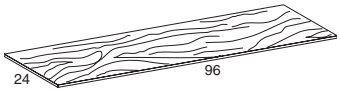

SHV2496

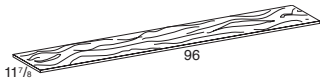

Peninsula Shelving

SHV1296P

- 8′ Length
- ¾″ Thick plywood
- Finished on two long sides
- Edge banded on both 96″ edges
- **Finish techniques are not included**
- **For MDF and Thermofoil door styles, Shelving is ¾″ painted maple plywood**

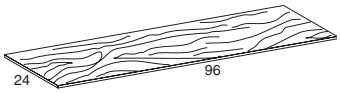

SHV2496P

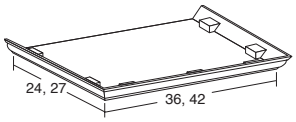

Furniture Top Plate

FTP3624
FTP4227

- ¾″ Plywood with Crown Moulding on three sides
- Designed for use on ENT cabinets
- Trimmable depth



Furniture Hutch End

FHE48V
FHE51V
FHE54V
FHE57V
FHE60V

- ¾″ Plywood construction
- Edge banded on front edge
- Finished on both sides
- **Finish techniques are not included**
- **For MDF and Thermofoil door styles, ends are painted maple plywood**

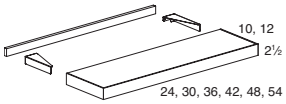

NEW CODES

NEW DESIGN

Floating Shelves

FLTGSHV1024
FLTGSHV1030
FLTGSHV1036
FLTGSHV1042
FLTGSHV1048
FLTGSHV1054

FLTGSHV1224
FLTGSHV1230
FLTGSHV1236
FLTGSHV1242
FLTGSHV1248
FLTGSHV1254

- Solid wood and wood veneer construction
- Includes floating shelf, hanging brackets, hardware for mounting and instructions
- Finished top, bottom and visible 3 edges
- **Finish techniques are not included**
- Not trimmable
- Supports 15 pounds per running foot of shelf length

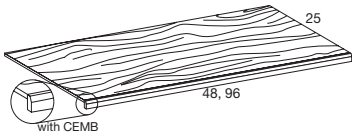

Wood Top

WT2548CEMB
WT2548CWE
WT2548OGEE

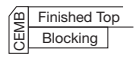

Countertop Edge Moulding Bevel

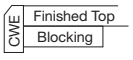

Classic Wood Edge Moulding

WT2596CEMB
WT2596CWE
WT2596OGEE

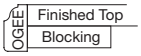

Ogee Wood Edge Moulding

- ¾″ Plywood constructed
- Standard with moulding on front edge
- Must specify moulding
- Reduced Depth option available in 1″ increments down to 13″ using the following codes: RDT24–RDT13
- Increased Depth option available in 1″ increments up to 32″ using the following codes: IDT26–IDT32
- Reduced Width option available on 96″ wide in 1″ increments down to 49″ and on 48″ wide in 1″ increments down to 24″ using the following codes:
  on 96″ — RWT95–RWT49
  on 48″ — RWT47–RWT24
- **Finish techniques are not included**

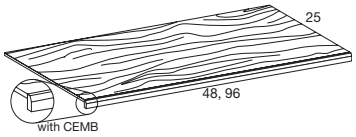

Wood Top Applied Side Moulding Option

AMR (right)
AML (left)
For Example: WT2548CWE AMR

- To apply moulding to side of Wood Top, specify left and/or right

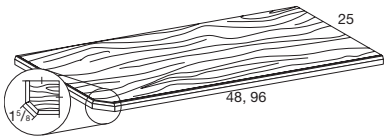

Wood Top Clipped Corner Option

TCCR (right)
TCCL (left)
For Example: WT2548CWE TCCL



Top Clipped Corner Detail

- To Clip Corner of Wood Top, specify left and/or right
- When end receives clip corner, moulding extends down entire side

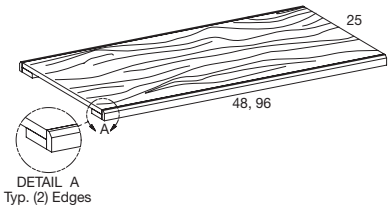

Wood Top Peninsula Option

WTP

- Adds moulding to the back side

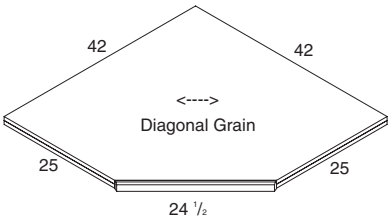

Diagonal Wood Tops

WTDC4242CEMB
WTDC4242CWE
WTDC4242OGEE

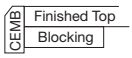

Countertop Edge Moulding Bevel

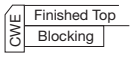

Classic Wood Edge Moulding

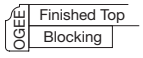

Ogee Wood Edge Moulding

- ¾″ Plywood constructed
- Standard with moulding on front edge
- Must specify moulding
- Reduced Depth option available in 1″ increments down to 13″ using the following codes: RDT24–RDT13
- Increased Depth option available in 1″ increments up to 32″ using the following codes: IDT26–IDT32
- **Finish techniques are not included**

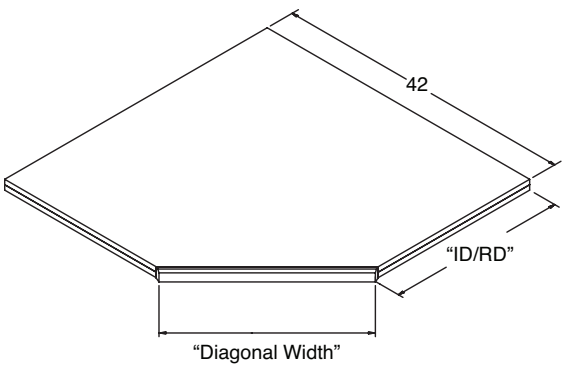

Diagonal Front Widths for ID/RD Options	
ID/RD	Diagonal Width
13	41 7/16
14	40 1/6
15	38 5/8
16	37 1/6
17	35 13/16
18	34 3/8
19	32 15/16
20	31 9/16
21	30 1/8
22	28 3/4
23	27 5/16
24	25 7/8
26	23 1/16
27	21 5/8
28	20 1/4
29	18 13/16
30	17 7/16
31	16
32	14 9/16

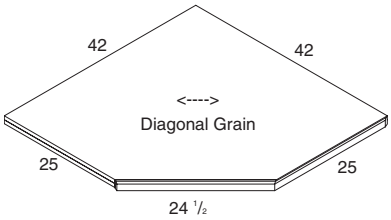

Diagonal Wood Top Applied Side Moulding Option

AMR (right)
AML (left)
For Example: WTDC4242CWE AMR

- To apply moulding to side of Diagonal Wood Top, specify left and/or right
- This option only applies moulding on the 25″ sides

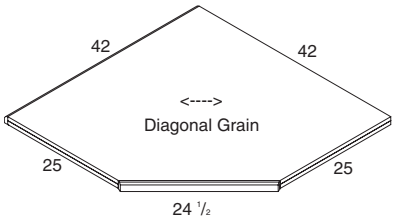

Diagonal Wood Top Peninsula Option

WTDCPL
WTDCPR
For Example: WTDC4242CWE WTDCPL

- When choosing a Peninsula option, specify left and/or right and the wood top will receive moulding on the 42″ back side also

3″ Solid Wood Fillers



F312	F336	F360
F315	F339	F384
F318	F342	F387
F321	F348	F390
F324	F351	F393
F327	F354	F396
F330	F357	F3102
F333		

- ¾″ Thick solid wood
- Available in cherry, maple, oak and hickory
- Finished front only
- **Finish techniques are not included**
- **For MDF and Thermofoil door styles, fillers are painted maple**

6″ Solid Wood Fillers



F612	F636	F660
F615	F639	F684
F618	F642	F687
F621	F648	F690
F624	F651	F693
F627	F654	F696
F630	F657	F6102
F633		

- ¾″ Thick solid wood
- Available in cherry, maple, oak and hickory
- Finished front only
- **Finish techniques are not included**
- **For MDF and Thermofoil door styles, fillers are painted maple**

Solid Wood Universal Filler

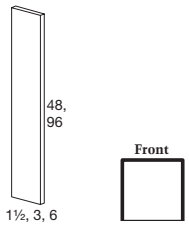

UF1.548 **UF1.596**
UF348 **UF396**
UF648 **UF696**

- ¾″ Thick solid wood
- Finished on front and two long edges
- Trim to fit
- Available in cherry, maple, oak and hickory
- **Finish techniques are not included**
- **For MDF and Thermofoil door styles, fillers are painted maple**

Solid Stock

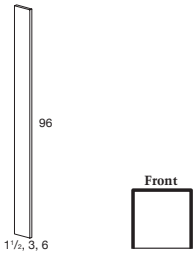

SS1.596
SS396
SS696

- ¾″ Thick solid wood
- Finished all 4 sides
- Available in cherry, maple, oak and hickory
- **Finish techniques are not included**
- **For MDF and Thermofoil door styles, fillers are painted maple**

1½" Wide Filler Base/Vanity

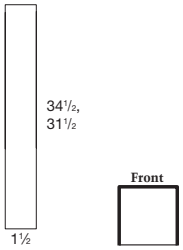

F1.534B
F1.531V

- ¾″ Thick solid wood
- Finished on front and two long edges
- **Finish techniques are not included**
- **For MDF and Thermofoil door styles, fillers are painted maple**

Angled Corner Solid Wood Filler

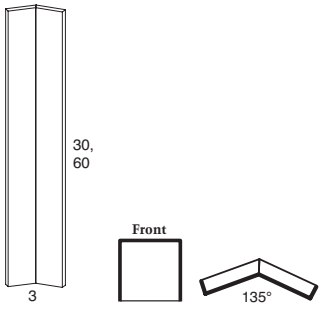

FCRA330
FCRA360

- ¾″ Thick solid wood
- Finished on front and two long edges
- Trim to fit
- Available in cherry, maple, oak and hickory
- **Finish techniques are not included**
- **For MDF and Thermofoil door styles, fillers are painted maple**

Corner Solid Wood Filler

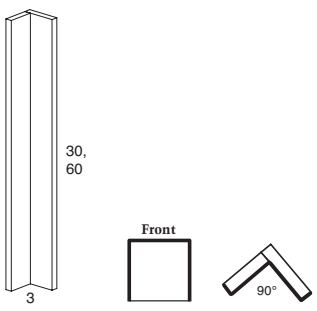

FCR330
FCR360

- ¾″ Thick solid wood
- Finished on front and two long edges
- Trim to fit
- Available in cherry, maple, oak and hickory
- **Finish techniques are not included**
- **For MDF and Thermofoil door styles, fillers are painted maple**

Finished area is illustrated on drawings by bold line.

3″ Wide Fluted Fillers Wall

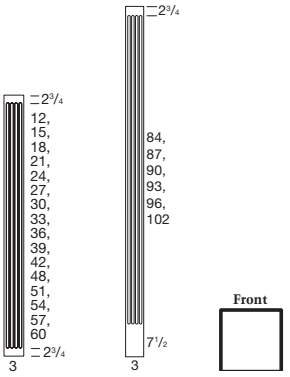

FF12W FF36W FF84W
FF15W FF39W FF87W
FF18W FF42W FF90W
FF21W FF48W FF93W
FF24W FF51W FF96W
FF27W FF54W FF102W
FF30W FF57W
FF33W FF60W

- ¾″ Thick solid wood
- 4 Flutes
- Finished on front and two long edges
- **For MDF and Thermofoil door styles, fillers are painted maple**

3″ Wide Fillers Wall

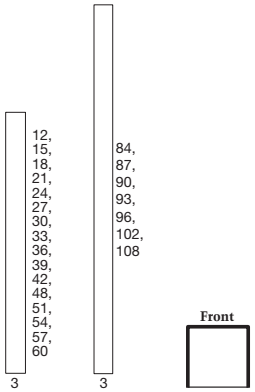

F12W F36W F84W
F15W F39W F87W
F18W F42W F90W
F21W F48W F93W
F24W F51W F96W
F27W F54W F102W
F30W F57W F108W
F33W F60W

- ¾″ Thick solid wood
- Finished on front and two long edges
- **Finish techniques are not included**
- **For MDF and Thermofoil door styles, fillers are painted maple**

6″ Wide Fluted Fillers Wall

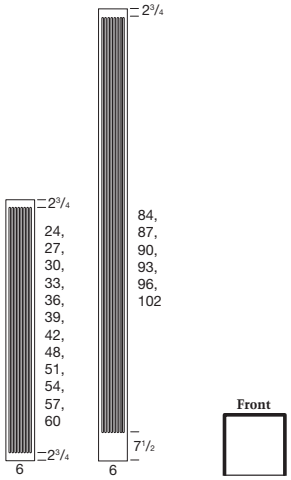

FF624W FF648W FF687W
FF627W FF651W FF690W
FF630W FF654W FF693W
FF633W FF657W FF696W
FF636W FF660W FF6102W
FF639W FF684W
FF642W

- ¾″ Thick solid wood
- 8 Flutes
- Finished on front and two long edges
- **For MDF and Thermofoil door styles, fillers are painted maple**

6″ Wide Fillers Wall

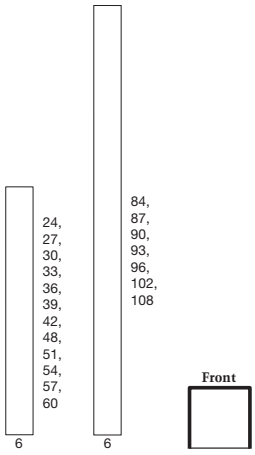

F624W F648W F687W
F627W F651W F690W
F630W F654W F693W
F633W F657W F696W
F636W F660W F6102W
F639W F684W F6108W
F642W

- ¾″ Thick solid wood
- Finished on front and two long edges
- **Finish techniques are not included**
- **For MDF and Thermofoil door styles, fillers are painted maple**

3″ Wide Fluted Filler Base/Vanity

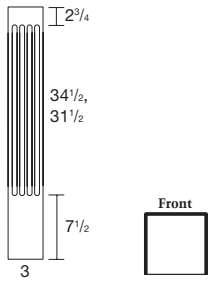

FF34B
FF31V

- ¾″ Thick solid wood
- 4 Flutes
- Finished on front and two long edges
- **For MDF and Thermofoil door styles, fillers are painted maple**

3″ Wide Filler Base/Vanity

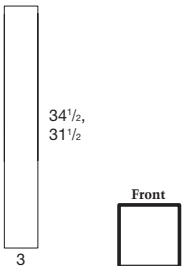

F34B
F31V

- ¾″ Thick solid wood
- Finished on front and two long edges
- **Finish techniques are not included**
- **For MDF and Thermofoil door styles, fillers are painted maple**

6″ Wide Fluted Filler Base/Vanity

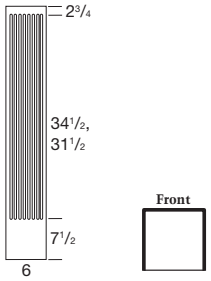

FF634B
FF631V

- ¾″ Thick solid wood
- 8 Flutes
- Finished on front and two long edges
- **For MDF and Thermofoil door styles, fillers are painted maple**

6″ Wide Filler Base/Vanity

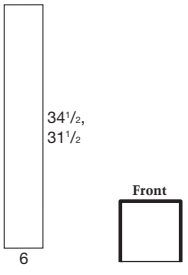

F634B
F631V

- ¾″ Thick solid wood
- Finished on front and two long edges
- **Finish techniques are not included**
- **For MDF and Thermofoil door styles, fillers are painted maple**

3″ Wide Rosette Fluted Filler Base/Vanity

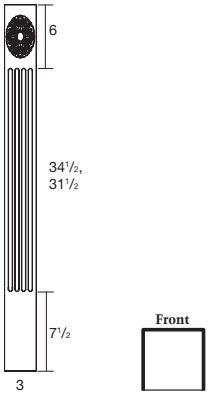

RFF334B
RFF331V

- ¾″ Thick solid wood
- 4 Flutes
- Finished on front and two long edges
- **For MDF and Thermofoil door styles, fillers are painted maple**

3″ Wide Rosette Filler Base/Vanity



RF334B
RF331V

- ¾″ Thick solid wood
- Finished on front and two long edges
- **Finish techniques are not included**
- **For MDF and Thermofoil door styles, fillers are painted maple**

3″ Wide Rosette Fluted Fillers Wall



RFF330
RFF333
RFF336
RFF339
RFF342

- ¾″ Thick solid wood
- 4 Flutes
- Finished on front and two long edges
- **For MDF and Thermofoil door styles, fillers are painted maple**

3″ Wide Rosette Fillers Wall



RF330
RF333
RF336
RF339
RF342

- ¾″ Thick solid wood
- Finished on front and two long edges
- **Finish techniques are not included**
- **For MDF and Thermofoil door styles, fillers are painted maple**

3″ Extension Fluted Fillers Wall

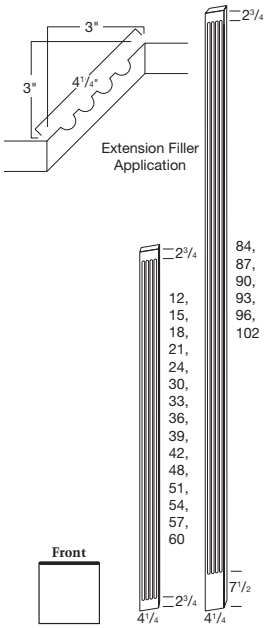

EFF12W	**EFF30W**	**EFF48W**
EFF15W	**EFF33W**	**EFF51W**
EFF18W	**EFF36W**	**EFF54W**
EFF21W	**EFF39W**	**EFF57W**
EFF24W	**EFF42W**	**EFF60W**
EFF27W		

- ¾″ Thick solid wood
- 4 Flutes
- Left or Right reversibility
- Edges not finished
- **For MDF and Thermofoil door styles, fillers are painted maple**

EFF84WL	**EFF84WR**
EFF87WL	**EFF87WR**
EFF90WL	**EFF90WR**
EFF93WL	**EFF93WR**
EFF96WL	**EFF96WR**
EFF102WL	**EFF102WR**

- ¾″ Thick solid wood
- 4 Flutes
- Must specify left or right
- Not reversible
- Edges not finished
- **For MDF and Thermofoil door styles, fillers are painted maple**

3″ Extension Fillers Wall



EF12W	**EF30W**	**EF48W**
EF15W	**EF33W**	**EF51W**
EF18W	**EF36W**	**EF54W**
EF21W	**EF39W**	**EF57W**
EF24W	**EF42W**	**EF60W**
EF27W		

EF84W
EF87W
EF90W
EF93W
EF96W
EF102W

- ¾″ Thick solid wood
- Left or Right reversibility
- Edges not finished
- **Finish techniques are not included**
- **For MDF and Thermofoil door styles, fillers are painted maple**

Finished area is illustrated on drawings by bold line.

6″ Extension Fluted Fillers Wall

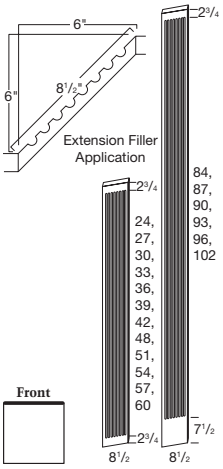

EFF624W **EFF642W**
EFF627W **EFF648W**
EFF630W **EFF651W**
EFF633W **EFF654W**
EFF636W **EFF657W**
EFF639W **EFF660W**

- ¾″ Thick solid wood
- 8 Flutes
- Left or Right reversibility
- Edges not finished
- **For MDF and Thermofoil door styles, fillers are painted maple**

EFF684WL **EFF684WR**
EFF687WL **EFF687WR**
EFF690WL **EFF690WR**
EFF693WL **EFF693WR**
EFF696WL **EFF696WR**
EFF6102WL **EFF6102WR**

- ¾″ Thick solid wood
- 8 Flutes
- Must specify left or right
- Not reversible
- Edges not finished
- **For MDF and Thermofoil door styles, fillers are painted maple**

6″ Extension Fillers Wall

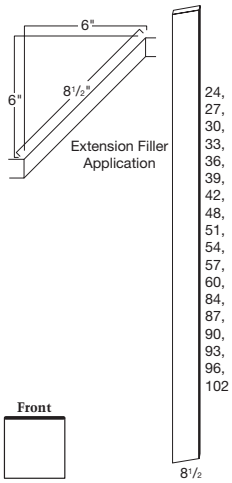

EF624W **EF642W**
EF627W **EF648W**
EF630W **EF651W**
EF633W **EF654W**
EF636W **EF657W**
EF639W **EF660W**

EF684W
EF687W
EF690W
EF693W
EF696W
EF6102W

- ¾″ Thick solid wood
- Left or Right reversibility
- Edges not finished
- **Finish techniques are not included**
- **For MDF and Thermofoil door styles, fillers are painted maple**

3″ Extension Fluted Fillers Base/Vanity

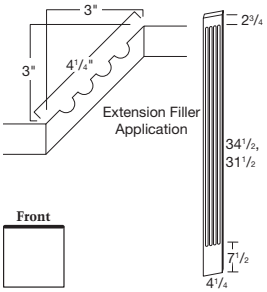

EFF34BL
EFF34BR
EFF31VL
EFF31VR

- ¾″ Thick solid wood
- 4 Flutes
- Edges not finished
- Must specify left or right
- **For MDF and Thermofoil door styles, fillers are painted maple**

3″ Extension Fillers Base/Vanity

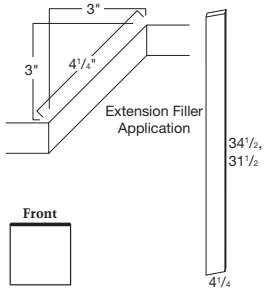

EF34BL
EF34BR
EF31VL
EF31VR

- ¾″ Thick solid wood
- Edges not finished
- Left or right reversibility
- **Finish techniques are not included**
- **For MDF and Thermofoil door styles, fillers are painted maple**

6″ Extension Fluted Fillers Base/Vanity

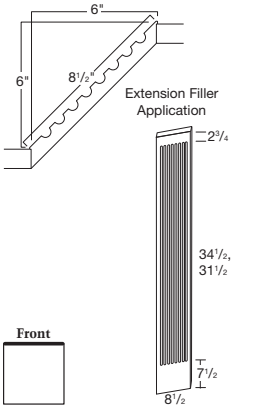

EFF634BL
EFF634BR
EFF631VL
EFF631VR

- ¾″ Thick solid wood
- 8 Flutes
- Edges not finished
- Must specify left or right
- **For MDF and Thermofoil door styles, fillers are painted maple**

6″ Extension Fillers Base/Vanity

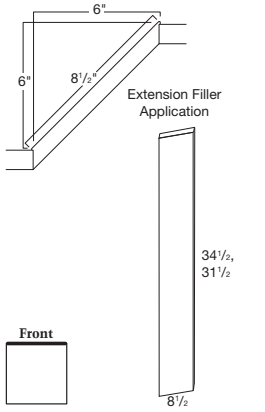

EF634BL
EF634BR
EF631VL
EF631VR

- ¾″ Thick solid wood
- Edges not finished
- Left or right reversibility
- **Finish techniques are not included**
- **For MDF and Thermofoil door styles, fillers are painted maple**

3″ Corner Fluted Fillers Wall

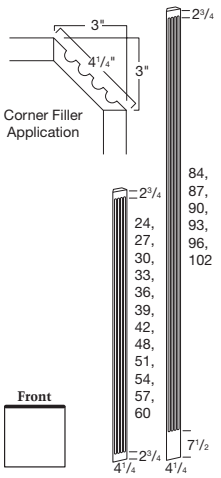

CFF24W **CFF42W**
CFF27W **CFF48W**
CFF30W **CFF51W**
CFF33W **CFF54W**
CFF36W **CFF57W**
CFF39W **CFF60W**

CFF84W
CFF87W
CFF90W
CFF93W
CFF96W
CFF102W

- ¾″ Thick solid wood
- 4 Flutes
- Edges not finished
- **For MDF and Thermofoil door styles, fillers are painted maple**

3″ Corner Fillers Wall



CF24W **CF42W**
CF27W **CF48W**
CF30W **CF51W**
CF33W **CF54W**
CF36W **CF57W**
CF39W **CF60W**

CF84W
CF87W
CF90W
CF93W
CF96W
CF102W

- ¾″ Thick solid wood
- Edges not finished
- **Finish techniques are not included**
- **For MDF and Thermofoil door styles, fillers are painted maple**

6″ Corner Fluted Fillers Wall

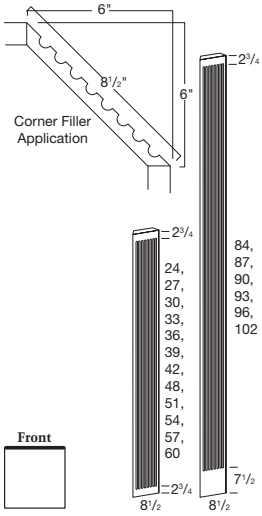

CFF624W **CFF642W**
CFF627W **CFF648W**
CFF630W **CFF651W**
CFF633W **CFF654W**
CFF636W **CFF657W**
CFF639W **CFF660W**

CFF684W
CFF687W
CFF690W
CFF693W
CFF696W
CFF6102W

- ¾″ Thick solid wood
- 8 Flutes
- Edges not finished
- **For MDF and Thermofoil door styles, fillers are painted maple**

6″ Corner Fillers Wall

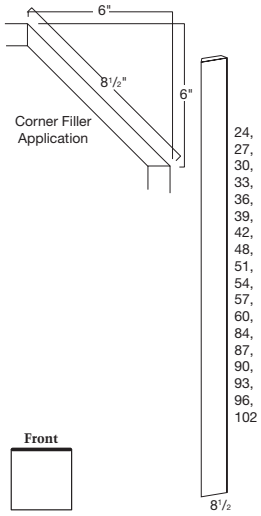

CF624W **CF642W**
CF627W **CF648W**
CF630W **CF651W**
CF633W **CF654W**
CF636W **CF657W**
CF639W **CF660W**

CF684W
CF687W
CF690W
CF693W
CF696W
CF6102W

- ¾″ Thick solid wood
- Edges not finished
- **Finish techniques are not included**
- **For MDF and Thermofoil door styles, fillers are painted maple**

3″ Corner Fluted Fillers Base/Vanity

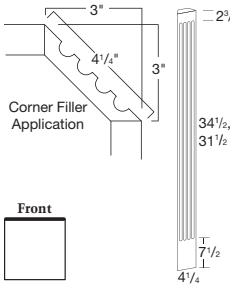

CFF34B
CFF31V

- ¾″ Thick solid wood
- 4 Flutes
- Edges not finished
- **For MDF and Thermofoil door styles, fillers are painted maple**

3″ Corner Fillers Base/Vanity

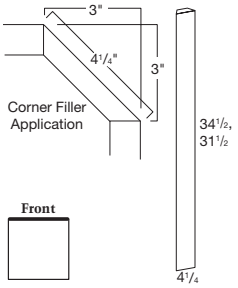

CF34B
CF31V

- ¾″ Thick solid wood
- Edges not finished
- **Finish techniques are not included**
- **For MDF and Thermofoil door styles, fillers are painted maple**

Finished area is illustrated on drawings by bold line.

6″ Corner Fluted Fillers Base/Vanity

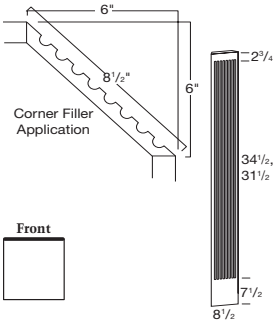

CFF634B
CFF631V

- ¾″ Thick solid wood
- 8 Flutes
- Edges not finished
- **For MDF and Thermofoil door styles, fillers are painted maple**

6″ Corner Fillers Base/Vanity

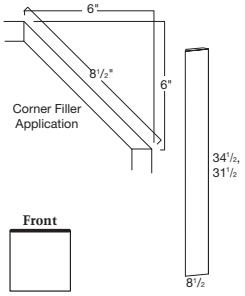

CF634B
CF631V

- ¾″ Thick solid wood
- Edges not finished
- **Finish techniques are not included**
- **For MDF and Thermofoil door styles, fillers are painted maple**

Recessed Angle Fillers Wall

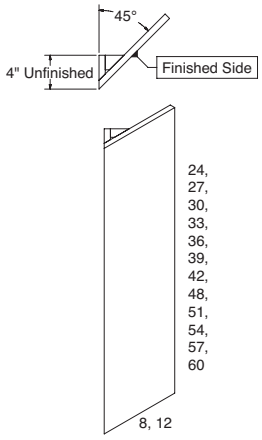

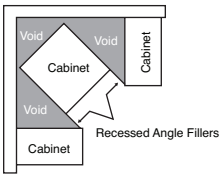

8″ Finished Side Width

RAF824W	**RAF842W**
RAF827W	**RAF848W**
RAF830W	**RAF851W**
RAF833W	**RAF854W**
RAF836W	**RAF857W**
RAF839W	**RAF860W**

12″ Finished Side Width

RAF1224W	**RAF1242W**
RAF1227W	**RAF1248W**
RAF1230W	**RAF1251W**
RAF1233W	**RAF1254W**
RAF1236W	**RAF1257W**
RAF1239W	**RAF1260W**

- For use with cabinets placed in corner at 45˚ angle
- **Finish techniques are not included**
- **For MDF and Thermofoil door styles, fillers are painted maple**

Recessed Angle Fillers Base/Vanity

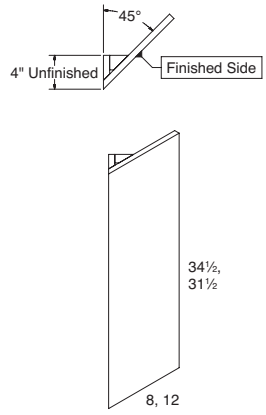

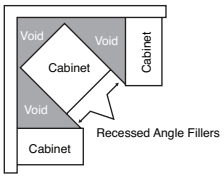

8″ Finished Side Width

RAF834B
RAF831V

12″ Finished Side Width

RAF1234B
RAF1231V

- For use with cabinets placed in corner at 45˚ angle
- **Finish techniques are not included**
- **For MDF and Thermofoil door styles, fillers are painted maple**

Recessed Angle Fillers Tall

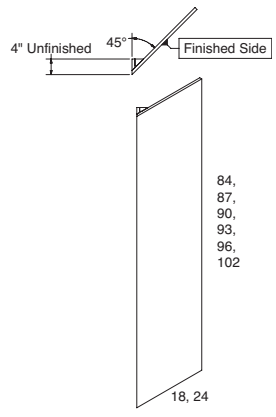

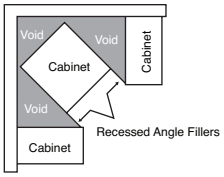

18″ Finished Side Width

RAF1884T
RAF1887T
RAF1890T
RAF1893T
RAF1896T
RAF18102T

24″ Finished Side Width

RAF2484T
RAF2487T
RAF2490T
RAF2493T
RAF2496T
RAF24102T

- For use with cabinets placed in corner at 45˚ angle
- **Finish techniques are not included**
- **For MDF and Thermofoil door styles, fillers are painted maple**

3″ Wide Full Overlay Filler Trim



F312T F330T F348T
F315T F333T F351T
F318T F336T F354T
F321T F339T F357T
F324T F342T F360T
F327T

- Available in FOL door styles only
- Order filler plus a filler trim to flush with doors
- Filler edge complements door profile
- For miter door styles, 3″ wide will have eased edge profile
- **For Thermofoil door styles, Full Overlay Filler Trim is thermofoiled fiberboard**
- **For MDF door styles, Full Overlay Filler Trim is painted MDF**

6″ Wide Full Overlay Filler Trim

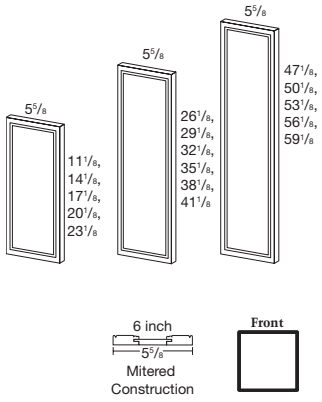

F612T F630T F648T
F615T F633T F651T
F618T F636T F654T
F621T F639T F657T
F624T F642T F660T
F627T

- Available in FOL door styles only
- Order filler plus a filler trim to flush with doors
- Filler edge complements door profile
- For many door styles, 6″ wide will be 5 piece
- Harbour/New Haven is a slab
- **For Thermofoil door styles, Full Overlay Filler Trim is thermofoiled fiberboard**
- **For MDF door styles, Full Overlay Filler Trim is painted MDF**

Full Overlay Desk, Vanity and Base Filler Trim

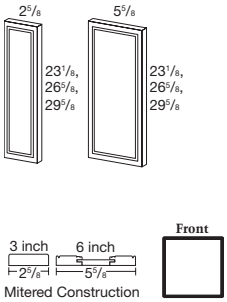

DF3T DF6T
VF3T VF6T
BF3T BF6T

- Available in FOL door styles only
- Order filler plus a filler trim to flush with doors
- Filler edge complements door profile
- For many door styles, 6″ wide will be 5 piece
- Harbour/New Haven is a slab
- For miter door styles, 3″ wide will have eased edge profile
- **For Thermofoil door styles, Full Overlay Filler Trim is thermofoiled fiberboard**
- **For MDF door styles, Full Overlay Filler Trim is painted MDF**

Active Living Full Overlay Base Filler Trim

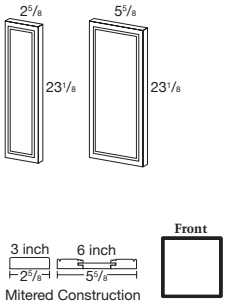

ACBF3T ACBF6T

- Available in FOL door styles only
- Order filler plus a filler trim to flush with doors
- Filler edge complements door profile
- For many door styles, 6″ wide will be 5 piece
- Harbour/New Haven is a slab
- For miter door styles, 3″ wide will have eased edge profile
- **For Thermofoil door styles, Full Overlay Filler Trim is thermofoiled fiberboard**
- **For MDF door styles, Full Overlay Filler Trim is painted MDF**

Full Overlay Utility Filler Trim

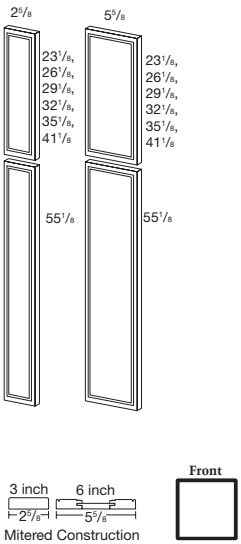

UF384T UF684T
UF387T UF687T
UF390T UF690T
UF393T UF693T
UF396T UF696T
UF3102T UF6102T

- Available in FOL door styles only
- Order filler plus a filler trim to flush with doors
- Filler edge complements door profile
- For many door styles, 6″ wide will be 5 piece
- Harbour/New Haven is a slab
- For miter door styles, 3″ wide will have eased edge profile
- **For Thermofoil door styles, Full Overlay Filler Trim is thermofoiled fiberboard**
- **For MDF door styles, Full Overlay Filler Trim is painted MDF**

Active Living Full Overlay Utility Filler Trim

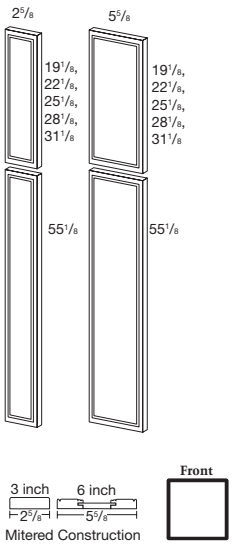

ACUF384T ACUF684T
ACUF387T ACUF687T
ACUF390T ACUF690T
ACUF393T ACUF693T
ACUF396T ACUF696T

- Available in FOL door styles only
- Order filler plus a filler trim to flush with doors
- Filler edge complements door profile
- For many door styles, 6″ wide will be 5 piece
- Harbour/New Haven is a slab
- For miter door styles, 3″ wide will have eased edge profile
- **For Thermofoil door styles, Full Overlay Filler Trim is thermofoiled fiberboard**
- **For MDF door styles, Full Overlay Filler Trim is painted MDF**

Finished area is illustrated on drawings by bold line.

FULL OVERLAY FILLER TRIM

Full Overlay Vanity Linen Cabinet Filler Trim

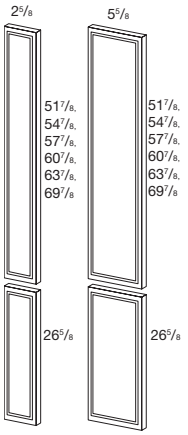

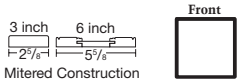

VLC384T	**VLC684T**
VLC387T	**VLC687T**
VLC390T	**VLC690T**
VLC393T	**VLC693T**
VLC396T	**VLC696T**
VLC3102T	**VLC6102T**

- Available in FOL door styles only
- For use with Vanity Linen and Vanity Linen Hamper Cabinets
- Order filler plus a filler trim to flush with doors
- Filler edge complements door profile
- For many door styles, 6″ wide will be 5 piece
- Harbour/New Haven is a slab
- For miter door styles, 3″ wide will have eased edge profile
- **For Thermofoil door styles, Full Overlay Filler Trim is thermofoiled fiberboard**
- **For MDF door styles, Full Overlay Filler Trim is painted MDF**

Full Overlay Base Height Vanity Linen Cabinet Filler Trim

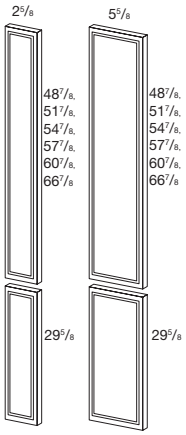

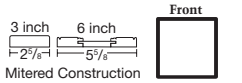

VLC384BHT	**VLC684BHT**
VLC387BHT	**VLC687BHT**
VLC390BHT	**VLC690BHT**
VLC393BHT	**VLC693BHT**
VLC396BHT	**VLC696BHT**
VLC3102BHT	**VLC6102BHT**

- Available in FOL door styles only
- For use with Vanity Linen and Vanity Linen Hamper Cabinets
- Order filler plus a filler trim to flush with doors
- Filler edge complements door profile
- For many door styles, 6″ wide will be 5 piece
- Harbour/New Haven is a slab
- For miter door styles, 3″ wide will have eased edge profile
- **For Thermofoil door styles, Full Overlay Filler Trim is thermofoiled fiberboard**
- **For MDF door styles, Full Overlay Filler Trim is painted MDF**

TOE KICKS AND COVERS

Filler Toe Kick

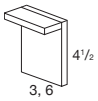

F3TK
F6TK

- Unfinished plywood

Corner Toe Kick



CTK

- Unfinished plywood

Base Toe Space Cover Black

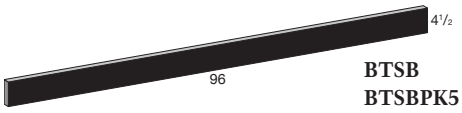

BTSB
BTSBPK5
BTSBPK10

- Black finish
- 3/16″ Laminated MDF
- Available in single quantity and packs of 5 and 10
- Use Bottom Edge Moulding to cover ends

Base Toe Space Cover Matching

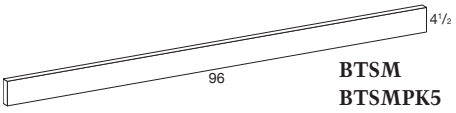

BTSM
BTSMPK5
BTSMPK10

- Plywood
- Order finish same as cabinets
- Available in single quantity and packs of 5 and 10
- Use Bottom Edge Moulding to cover ends
- **Finish techniques are not included**
- **For Thermofoil door styles, matching toe space cover is 3/16″ laminated MDF**
- **For MDF door styles, toe space cover is finished maple**

Base Toe Space Cover Stainless

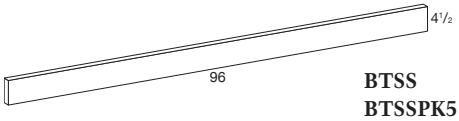

BTSS
BTSSPK5
BTSSPK10

- Brushed stainless steel finish
- Grain will run horizontal
- 3/16″ Laminated MDF
- Available in single quantity and packs of 5 and 10

SKINS

Skins are available in cherry, maple, oak and hickory. Order finish same as cabinets.

Base Skins



BSV (Veneer)

- 3/16″ Thick
- **Finish techniques are not included**
- **MDF and Thermofoil will be finished maple**

Vanity Skins



VSV (Veneer)

- 3/16 Thick
- **Finish techniques are not included**
- **MDF and Thermofoil will be finished maple**

Wall Skins



WS30V (Veneer)
WS33V (Veneer)
WS36V (Veneer)
WS39V (Veneer)
WS42V (Veneer)
WS48V (Veneer)
WS51V (Veneer)
WS54V (Veneer)
WS57V (Veneer)
WS60V (Veneer)

- 3/16″ Thick
- **Finish techniques are not included**
- **MDF and Thermofoil will be finished maple**

15″ Deep Wall Skins



WS3015V (Veneer)
WS3315V (Veneer)
WS3615V (Veneer)
WS3915V (Veneer)
WS4215V (Veneer)
WS4815V (Veneer)
WS5115V (Veneer)
WS5415V (Veneer)
WS5715V (Veneer)
WS6015V (Veneer)

- 3/16″ Thick
- **Finish techniques are not included**
- **MDF and Thermofoil will be finished maple**

Diagonal Corner Wall Skins



DCWS2730V (Veneer)
DCWS2733V (Veneer)
DCWS2736V (Veneer)
DCWS2739V (Veneer)
DCWS2742V (Veneer)
DCWS2748V (Veneer)
DCWS2751V (Veneer)
DCWS2754V (Veneer)
DCWS2757V (Veneer)
DCWS2760V (Veneer)

- 3/16″ Thick
- **For DC27 only**
- **Finish techniques are not included**
- **MDF and Thermofoil will be finished maple**

Diagonal Corner Wall Skins (continued)



DCWS30V (Veneer)
DCWS33V (Veneer)
DCWS36V (Veneer)
DCWS39V (Veneer)
DCWS42V (Veneer)
DCWS48V (Veneer)
DCWS51V (Veneer)
DCWS54V (Veneer)
DCWS57V (Veneer)
DCWS60V (Veneer)

- 3/16″ Thick
- **For DC24 only**
- **Finish techniques are not included**
- **MDF and Thermofoil will be finished maple**

Utility Skins



US84V (Veneer)
US87V (Veneer)
US90V (Veneer)
US93V (Veneer)
US96V (Veneer)
US102V (Veneer)
US108V (Veneer)

- 3/16″ Thick
- **Finish techniques are not included**
- **MDF and Thermofoil will be finished maple**

BEAD BOARD SKINS

Base Bead Board Skins

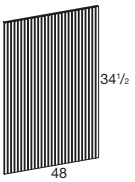

BBBS

- 3/16″ Thick MDF core
- 1½″ Spacing between beaded grooves
- **Finish techniques are not included**
- **For MDF and Thermofoil door styles, Bead Board is painted maple**

Vanity Bead Board Skins

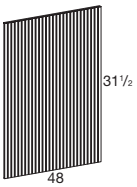

VBBS

- 3/16″ Thick MDF core
- 1½″ Spacing between beaded grooves
- **Finish techniques are not included**
- **For MDF and Thermofoil door styles, Bead Board is painted maple**

Wall Bead Board Skins



W30BBS
W33BBS
W36BBS
W39BBS
W42BBS
W48BBS
W51BBS
W54BBS
W57BBS
W60BBS

- 3/16″ Thick MDF core
- 1½″ Spacing between beaded grooves
- **Finish techniques are not included**
- **For MDF and Thermofoil door styles, Bead Board is painted maple**

15″ Deep Wall Bead Board Skins



W3015BBS
W3315BBS
W3615BBS
W3915BBS
W4215BBS
W4815BBS
W5115BBS
W5415BBS
W5715BBS
W6015BBS

- 3/16″ Thick MDF core
- 1½″ Spacing between beaded grooves
- **Finish techniques are not included**
- **For MDF and Thermofoil door styles, Bead Board is painted maple**

Diagonal Corner Wall Bead Board Skins



DCW2730BBS
DCW2733BBS
DCW2736BBS
DCW2739BBS
DCW2742BBS
DCW2748BBS
DCW2751BBS
DCW2754BBS
DCW2757BBS
DCW2760BBS

- 3/16″ Thick MDF core
- 1½″ Spacing between beaded grooves
- **For DC27 only**
- **Finish techniques are not included**
- **For MDF and Thermofoil door styles, Bead Board is painted maple**

Diagonal Corner Wall Bead Board Skins (continued)



DCW30BBS
DCW33BBS
DCW36BBS
DCW39BBS
DCW42BBS
DCW48BBS
DCW51BBS
DCW54BBS
DCW57BBS
DCW60BBS

- 3/16″ Thick MDF core
- 1½″ Spacing between beaded grooves
- **For DC24 only**
- **Finish techniques are not included**
- **For MDF and Thermofoil door styles, Bead Board is painted maple**

Utility Bead Board Skins



U84BBS
U87BBS
U90BBS
U93BBS
U96BBS
U102BBS

- 3/16″ Thick MDF core
- 1½″ Spacing between beaded grooves
- **Finish techniques are not included**
- **For MDF and Thermofoil door styles, Bead Board is painted maple**

3″ BEAD BOARD SKINS

Base 3″ Bead Board Skins

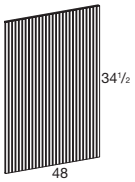

3BBBS

- 3/16″ Thick MDF core
- 3″ Spacing between beaded grooves
- **Finish techniques are not included**
- **For MDF and Thermofoil door styles, Bead Board is painted maple**

Vanity 3″ Bead Board Skins

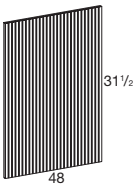

3VBBS

- 3/16″ Thick MDF core
- 3″ Spacing between beaded grooves
- **Finish techniques are not included**
- **For MDF and Thermofoil door styles, Bead Board is painted maple**

Wall 3″ Bead Board Skins



3W30BBS
3W33BBS
3W36BBS
3W39BBS
3W42BBS
3W48BBS
3W51BBS
3W54BBS
3W57BBS
3W60BBS

- 3/16″ Thick MDF core
- 3″ Spacing between beaded grooves
- **Finish techniques are not included**
- **For MDF and Thermofoil door styles, Bead Board is painted maple**

15″ Deep Wall 3″ Bead Board Skins



3W3015BBS
3W3315BBS
3W3615BBS
3W3915BBS
3W4215BBS
3W4815BBS
3W5115BBS
3W5415BBS
3W5715BBS
3W6015BBS

- 3/16″ Thick MDF core
- 3″ Spacing between beaded grooves
- **Finish techniques are not included**
- **For MDF and Thermofoil door styles, Bead Board is painted maple**

Diagonal Corner Wall 3″ Bead Board Skins



3DCW2730BBS
3DCW2733BBS
3DCW2736BBS
3DCW2739BBS
3DCW2742BBS
3DCW2748BBS
3DCW2751BBS
3DCW2754BBS
3DCW2757BBS
3DCW2760BBS

- 3/16″ Thick MDF core
- 3″ Spacing between beaded grooves
- **For DC27 only**
- **Finish techniques are not included**
- **For MDF and Thermofoil door styles, Bead Board is painted maple**

Diagonal Corner Wall 3″ Bead Board Skins (continued)



3DCW30BBS
3DCW33BBS
3DCW36BBS
3DCW39BBS
3DCW42BBS
3DCW48BBS
3DCW51BBS
3DCW54BBS
3DCW57BBS
3DCW60BBS

- 3/16″ Thick MDF core
- 3″ Spacing between beaded grooves
- **For DC24 only**
- **Finish techniques are not included**
- **For MDF and Thermofoil door styles, Bead Board is painted maple**

Utility 3″ Bead Board Skins



3U84BBS
3U87BBS
3U90BBS
3U93BBS
3U96BBS
3U102BBS

- 3/16″ Thick MDF core
- 3″ Spacing between beaded grooves
- **Finish techniques are not included**
- **For MDF and Thermofoil door styles, Bead Board is painted maple**

¾″ Veneer Wall End Panel

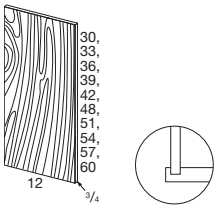

WEP3/430V (Veneer)
WEP3/433V (Veneer)
WEP3/436V (Veneer)
WEP3/439V (Veneer)
WEP3/442V (Veneer)
WEP3/448V (Veneer)
WEP3/451V (Veneer)
WEP3/454V (Veneer)
WEP3/457V (Veneer)
WEP3/460V (Veneer)

- ¾″ Plywood
- Finished on both sides
- Edge banded on front edge
- Order finish same as cabinets
- **Finish techniques are not included**
- **For MDF and Thermofoil door styles, panels are painted maple**

Semi-Custom	FCE	FI	ID	MFE	RD
FOL/TOL			•	▲	•
INS			•	▲	•

1½″ – 6″ Veneer Wall End Panel

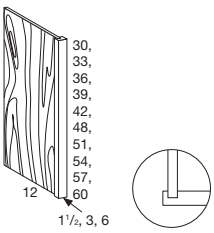

1½″ Veneer

WEP30V (Veneer)
WEP33V (Veneer)
WEP36V (Veneer)
WEP39V (Veneer)
WEP42V (Veneer)
WEP48V (Veneer)
WEP51V (Veneer)
WEP54V (Veneer)
WEP57V (Veneer)
WEP60V (Veneer)

3″ Veneer

WEP330V (Veneer)
WEP333V (Veneer)
WEP336V (Veneer)
WEP339V (Veneer)
WEP342V (Veneer)
WEP348V (Veneer)
WEP351V (Veneer)
WEP354V (Veneer)
WEP357V (Veneer)
WEP360V (Veneer)

6″ Veneer

WEP630V (Veneer)
WEP633V (Veneer)
WEP636V (Veneer)
WEP639V (Veneer)
WEP642V (Veneer)
WEP648V (Veneer)
WEP651V (Veneer)
WEP654V (Veneer)
WEP657V (Veneer)
WEP660V (Veneer)

- 1½″, 3″ and 6″ front stiles
- Laminated on interior side
- Order finish same as cabinets
- Panel is ½″ plywood
- **Finish techniques are not included**
- **For MDF and Thermofoil door styles, panels are painted maple**

Semi-Custom	FCE	FI	ID	MFE	RD
FOL/TOL	•	•	•	▲	•
INS	•	•	•	▲	•

½″ & ¾″ Base End Panel

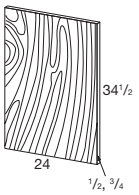

BEP1/2V (Veneer)
BEP3/4V (Veneer)

- ½″ or ¾″ Plywood
- Finished on both sides
- Edge banded on front edge
- Order finish same as cabinets
- **Finish techniques are not included**
- **For MDF and Thermofoil door styles, panels are painted maple**

Semi-Custom	FCE	FI	ID	MFE	RD
FOL/TOL			•	▲	•
INS			•	▲	•

1½″ – 6″ Veneer Base End Panel

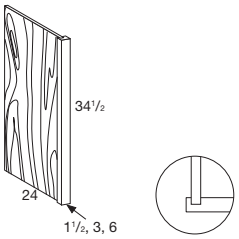

1½″ Veneer

BEPV (Veneer)

3″ Veneer

BEP3V (Veneer)

6″ Veneer

BEP6V (Veneer)

- 1½″, 3″ and 6″ front stiles
- Laminated on interior side
- Order finish same as cabinets
- Panel is ½″ plywood
- **Finish techniques are not included**
- **For MDF and Thermofoil door styles, panels are painted maple**

Semi-Custom	FCE	FI	ID	MFE	RD
FOL/TOL	•	•	•	▲	•
INS	•	•	•	▲	•

¾″ Veneer Active Living Base End Panel

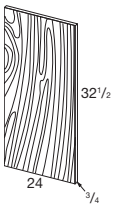

ACBEP3/4V (Veneer)

- ¾″ Plywood
- Finished on both sides
- Edge banded on front edge
- Order finish same as cabinets
- **Finish techniques are not included**
- **For MDF and Thermofoil door styles, panels are painted maple**

Semi-Custom	FCE	FI	ID	MFE	RD
FOL/TOL			•	▲	•
INS			•	▲	•

1½″ – 6″ Veneer Active Living Base End Panel

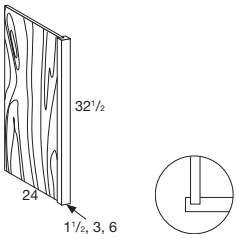

1½″ Veneer

ACBEPV (Veneer)

3″ Veneer

ACBEP3V (Veneer)

6″ Veneer

ACBEP6V (Veneer)

- 1½″, 3″ and 6″ front stiles
- Laminated on interior side
- Order finish same as cabinets
- Panel is ½″ plywood
- **Finish techniques are not included**
- **For MDF and Thermofoil door styles, panels are painted maple**

Semi-Custom	FCE	FI	ID	MFE	RD
FOL/TOL	•	•	•	▲	•
INS	•	•	•	▲	•

3″ Angle Fluted Fillers with Wall End Panel

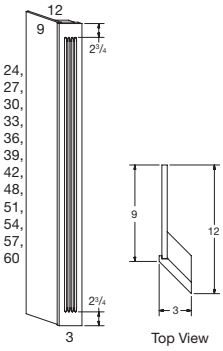

Left Shown

AFF24WEPL	**AFF24WEPR**
AFF27WEPL	**AFF27WEPR**
AFF30WEPL	**AFF30WEPR**
AFF33WEPL	**AFF33WEPR**
AFF36WEPL	**AFF36WEPR**
AFF39WEPL	**AFF39WEPR**
AFF42WEPL	**AFF42WEPR**
AFF48WEPL	**AFF48WEPR**
AFF51WEPL	**AFF51WEPR**
AFF54WEPL	**AFF54WEPR**
AFF57WEPL	**AFF57WEPR**
AFF60WEPL	**AFF60WEPR**

- Must specify Left or Right
- ¾″ Thick solid wood filler
- Panel is ½″ plywood
- 4 Flutes
- Edges not finished
- **For MDF and Thermofoil door styles, fillers are painted maple**
- **INSET:** Not available

Semi-Custom	FCE	FI	ID	MFE	RD
FOL/TOL	•			▲	

3″ Angle Fillers with Wall End Panel

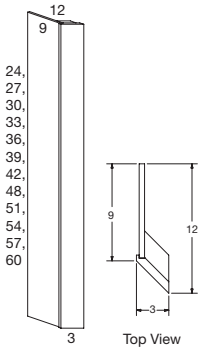

Left Shown

AF24WEPL	**AF24WEPR**
AF27WEPL	**AF27WEPR**
AF30WEPL	**AF30WEPR**
AF33WEPL	**AF33WEPR**
AF36WEPL	**AF36WEPR**
AF39WEPL	**AF39WEPR**
AF42WEPL	**AF42WEPR**
AF48WEPL	**AF48WEPR**
AF51WEPL	**AF51WEPR**
AF54WEPL	**AF54WEPR**
AF57WEPL	**AF57WEPR**
AF60WEPL	**AF60WEPR**

- Must specify Left or Right
- ¾″ Thick solid wood filler
- Panel is ½″ plywood
- Edges not finished
- **Finish techniques are not included**
- **For MDF and Thermofoil door styles, fillers are painted maple**
- **INSET:** Not available

Semi-Custom	FCE	FI	ID	MFE	RD
FOL/TOL	•			▲	

6″ Angle Fluted Fillers with Wall End Panel

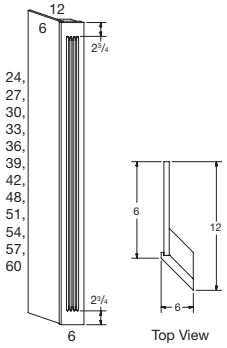

Left Shown

AFF624WEPL	**AFF624WEPR**
AFF627WEPL	**AFF627WEPR**
AFF630WEPL	**AFF630WEPR**
AFF633WEPL	**AFF633WEPR**
AFF636WEPL	**AFF636WEPR**
AFF639WEPL	**AFF639WEPR**
AFF642WEPL	**AFF642WEPR**
AFF648WEPL	**AFF648WEPR**
AFF651WEPL	**AFF651WEPR**
AFF654WEPL	**AFF654WEPR**
AFF657WEPL	**AFF657WEPR**
AFF660WEPL	**AFF660WEPR**

- Must specify Left or Right
- ¾″ Thick solid wood filler
- Panel is ½″ plywood
- 8 Flutes
- Edges not finished
- **For MDF and Thermofoil door styles, fillers are painted maple**
- **INSET:** Not available

Semi-Custom	FCE	FI	ID	MFE	RD
FOL/TOL	•			▲	

6″ Angle Fillers with Wall End Panel

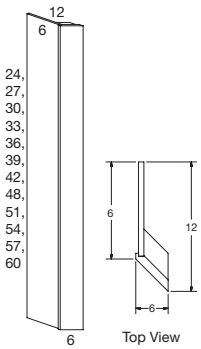

Left Shown

AF624WEPL	**AF624WEPR**
AF627WEPL	**AF627WEPR**
AF630WEPL	**AF630WEPR**
AF633WEPL	**AF633WEPR**
AF636WEPL	**AF636WEPR**
AF639WEPL	**AF639WEPR**
AF642WEPL	**AF642WEPR**
AF648WEPL	**AF648WEPR**
AF651WEPL	**AF651WEPR**
AF654WEPL	**AF654WEPR**
AF657WEPL	**AF657WEPR**
AF660WEPL	**AF660WEPR**

- Must specify Left or Right
- ¾″ Thick solid wood filler
- Panel is ½″ plywood
- Edges not finished
- **Finish techniques are not included**
- **For MDF and Thermofoil door styles, fillers are painted maple**
- **INSET:** Not available

Semi-Custom	FCE	FI	ID	MFE	RD
FOL/TOL	•			▲	

3″ Angle Fluted Fillers with Base/Vanity End Panel

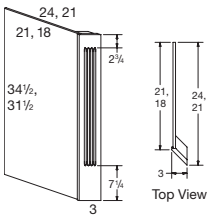

Left Shown

AFF34BEPL	**AFF34BEPR**
AFF31VEPL	**AFF31VEPR**

- Must specify Left or Right
- ¾″ Thick solid wood filler
- Panel is ½″ plywood
- 4 Flutes
- Edges not finished
- **For MDF and Thermofoil door styles, fillers are painted maple**
- **INSET:** Not available

Semi-Custom	FCE	FI	ID	MFE	RD
FOL/TOL	•			▲	

3″ Angle Fillers with Base/Vanity End Panel

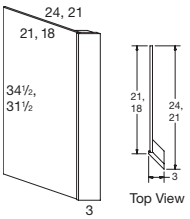

Left Shown

AF34BEPL	**AF34BEPR**
AF31VEPL	**AF31VEPR**

- Must specify Left or Right
- ¾″ Thick solid wood filler
- Panel is ½″ plywood
- Edges not finished
- **Finish techniques are not included**
- **For MDF and Thermofoil door styles, fillers are painted maple**
- **INSET:** Not available

Semi-Custom	FCE	FI	ID	MFE	RD
FOL/TOL	•			▲	

6″ Angle Fluted Fillers with Base/Vanity End Panel

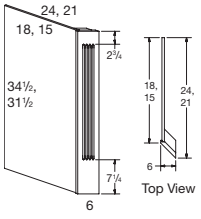

Left Shown

AFF634BEPL	**AFF634BEPR**
AFF631VEPL	**AFF631VEPR**

- Must specify Left or Right
- ¾″ Thick solid wood filler
- Panel is ½″ plywood
- 8 Flutes
- Edges not finished
- **For MDF and Thermofoil door styles, fillers are painted maple**
- **INSET:** Not available

Semi-Custom	FCE	FI	ID	MFE	RD
FOL/TOL	•			▲	

6″ Angle Fillers with Base/Vanity End Panel

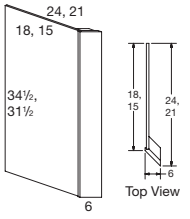

Left Shown

AF634BEPL	**AF634BEPR**
AF631VEPL	**AF631VEPR**

- Must specify Left or Right
- ¾″ Thick solid wood filler
- Panel is ½″ plywood
- Edges not finished
- **Finish techniques are not included**
- **For MDF and Thermofoil door styles, fillers are painted maple**
- **INSET:** Not available

Semi-Custom	FCE	FI	ID	MFE	RD
FOL/TOL	•			▲	

3″ Angle Fluted Fillers with Tall End Panel

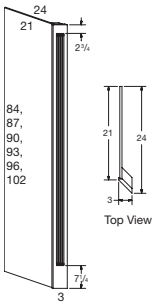

Left Shown

AFF84TEPL **AFF84TEPR**
AFF87TEPL **AFF87TEPR**
AFF90TEPL **AFF90TEPR**
AFF93TEPL **AFF93TEPR**
AFF96TEPL **AFF96TEPR**
AFF102TEPL **AFF102TEPR**

- Must specify Left or Right
- ¾″ Thick solid wood filler
- Panel is ½″ plywood
- 4 Flutes
- Edges not finished
- **For MDF and Thermofoil door styles, fillers are painted maple**
- **INSET:** Not available

Semi-Custom	FCE	FI	ID	MFE	RD
FOL/TOL	●			▲	

3″ Angle Fillers with Tall End Panel

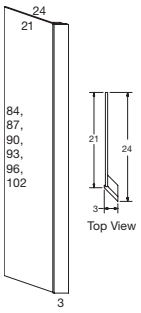

Left Shown

AF84TEPL **AF84TEPR**
AF87TEPL **AF87TEPR**
AF90TEPL **AF90TEPR**
AF93TEPL **AF93TEPR**
AF96TEPL **AF96TEPR**
AF102TEPL **AF102TEPR**

- Must specify Left or Right
- ¾″ Thick solid wood filler
- Panel is ½″ plywood
- Edges not finished
- **Finish techniques are not included**
- **For MDF and Thermofoil door styles, fillers are painted maple**
- **INSET:** Not available

Semi-Custom	FCE	FI	ID	MFE	RD
FOL/TOL	●			▲	

6″ Angle Fluted Fillers with Tall End Panel

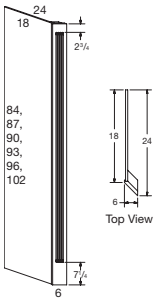

Left Shown

AFF684TEPL **AFF684TEPR**
AFF687TEPL **AFF687TEPR**
AFF690TEPL **AFF690TEPR**
AFF693TEPL **AFF693TEPR**
AFF696TEPL **AFF696TEPR**
AFF6102TEPL **AFF6102TEPR**

- Must specify Left or Right
- ¾″ Thick solid wood filler
- Panel is ½″ plywood
- 8 Flutes
- Edges not finished
- **For MDF and Thermofoil door styles, fillers are painted maple**
- **INSET:** Not available

Semi-Custom	FCE	FI	ID	MFE	RD
FOL/TOL	●			▲	

6″ Angle Fillers with Tall End Panel

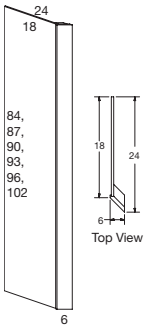

Left Shown

AF684TEPL **AF684TEPR**
AF687TEPL **AF687TEPR**
AF690TEPL **AF690TEPR**
AF693TEPL **AF693TEPR**
AF696TEPL **AF696TEPR**
AF6102TEPL **AF6102TEPR**

- Must specify Left or Right
- ¾″ Thick solid wood filler
- Panel is ½″ plywood
- Edges not finished
- **Finish techniques are not included**
- **For MDF and Thermofoil door styles, fillers are painted maple**
- **INSET:** Not available

Semi-Custom	FCE	FI	ID	MFE	RD
FOL/TOL	●			▲	

Finished area is illustrated on drawings by bold line.

Bead Board Wall End Panel

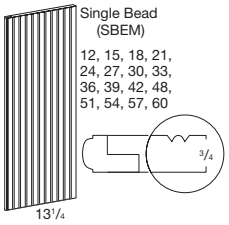

BBWEP12SBEM	**BBWEP36SBEM**
BBWEP15SBEM	**BBWEP39SBEM**
BBWEP18SBEM	**BBWEP42SBEM**
BBWEP21SBEM	**BBWEP48SBEM**
BBWEP24SBEM	**BBWEP51SBEM**
BBWEP27SBEM	**BBWEP54SBEM**
BBWEP30SBEM	**BBWEP57SBEM**
BBWEP33SBEM	**BBWEP60SBEM**

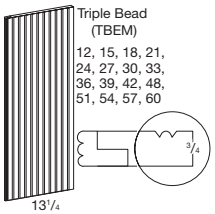

BBWEP12TBEM	**BBWEP36TBEM**
BBWEP15TBEM	**BBWEP39TBEM**
BBWEP18TBEM	**BBWEP42TBEM**
BBWEP21TBEM	**BBWEP48TBEM**
BBWEP24TBEM	**BBWEP51TBEM**
BBWEP27TBEM	**BBWEP54TBEM**
BBWEP30TBEM	**BBWEP57TBEM**
BBWEP33TBEM	**BBWEP60TBEM**

- ¾″ Thick MDF core
- Single Bead Edge Moulding (SBEM) pre-attached to one side
- Triple Bead Edge Moulding (TBEM) pre-attached to one side
- Three edges unfinished
- 1½″ Spacing between beaded grooves
- **Finish techniques are not included**
- **For MDF and Thermofoil door styles, bead board end panels are painted maple**

Peninsula Bead Board Wall End Panel

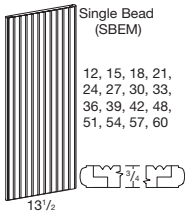

PBBWEP12SBEM	**PBBWEP36SBEM**
PBBWEP15SBEM	**PBBWEP39SBEM**
PBBWEP18SBEM	**PBBWEP42SBEM**
PBBWEP21SBEM	**PBBWEP48SBEM**
PBBWEP24SBEM	**PBBWEP51SBEM**
PBBWEP27SBEM	**PBBWEP54SBEM**
PBBWEP30SBEM	**PBBWEP57SBEM**
PBBWEP33SBEM	**PBBWEP60SBEM**

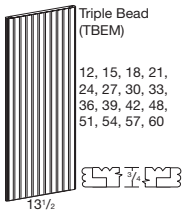

PBBWEP12TBEM	**PBBWEP36TBEM**
PBBWEP15TBEM	**PBBWEP39TBEM**
PBBWEP18TBEM	**PBBWEP42TBEM**
PBBWEP21TBEM	**PBBWEP48TBEM**
PBBWEP24TBEM	**PBBWEP51TBEM**
PBBWEP27TBEM	**PBBWEP54TBEM**
PBBWEP30TBEM	**PBBWEP57TBEM**
PBBWEP33TBEM	**PBBWEP60TBEM**

- ¾″ Thick MDF core
- Single Bead Edge Moulding (SBEM) pre-attached to two sides
- Triple Bead Edge Moulding (TBEM) pre-attached to two sides
- Top and bottom edges unfinished
- 1½″ Spacing between beaded grooves
- **Finish techniques are not included**
- **For MDF and Thermofoil door styles, bead board end panels are painted maple**

Bead Board Base End Panel

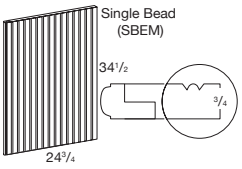

BBBEPSBEM

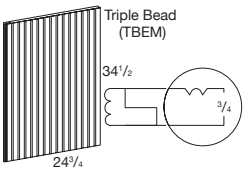

BBBEPTBEM

- ¾″ Thick MDF core
- Single Bead Edge Moulding (SBEM) pre-attached to one side
- Triple Bead Edge Moulding (TBEM) pre-attached to one side
- Three edges unfinished
- 1½″ Spacing between beaded grooves
- **Finish techniques are not included**
- **For MDF and Thermofoil door styles, bead board end panels are painted maple**

Peninsula Bead Board Base End Panel

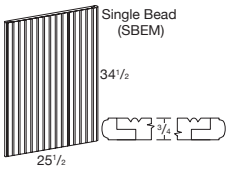

PBBBEPSBEM

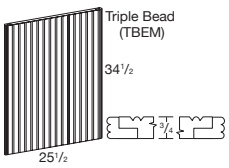

PBBBEPTBEM

- ¾″ Thick MDF core
- Single Bead Edge Moulding (SBEM) pre-attached to two sides
- Triple Bead Edge Moulding (TBEM) pre-attached to two sides
- Top and bottom edges unfinished
- 1½″ Spacing between beaded grooves
- **Finish techniques are not included**
- **For MDF and Thermofoil door styles, bead board end panels are painted maple**

Bead Board Tall End Panel

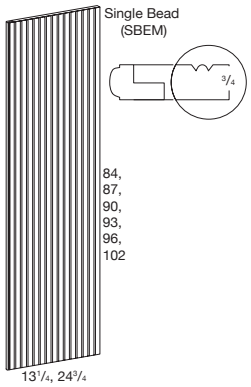

BBTEP1284SBEM	BBTEP2484SBEM
BBTEP1287SBEM	BBTEP2487SBEM
BBTEP1290SBEM	BBTEP2490SBEM
BBTEP1293SBEM	BBTEP2493SBEM
BBTEP1296SBEM	BBTEP2496SBEM
BBTEP12102SBEM	BBTEP24102SBEM

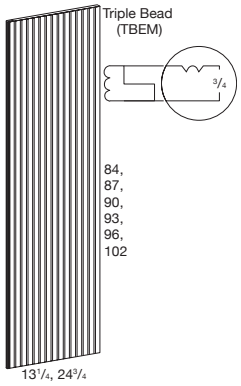

BBTEP1284TBEM	BBTEP2484TBEM
BBTEP1287TBEM	BBTEP2487TBEM
BBTEP1290TBEM	BBTEP2490TBEM
BBTEP1293TBEM	BBTEP2493TBEM
BBTEP1296TBEM	BBTEP2496TBEM
BBTEP12102TBEM	BBTEP24102TBEM

- ¾″ Thick MDF core
- Single Bead Edge Moulding (SBEM) pre-attached to one side
- Triple Bead Edge Moulding (TBEM) pre-attached to one side
- Three edges unfinished
- 1½″ Spacing between beaded grooves
- **Finish techniques are not included**
- **For MDF and Thermofoil door styles, bead board end panels are painted maple**

Peninsula Bead Board Tall End Panel



PBBTEP1284SBEM	PBBTEP2484SBEM
PBBTEP1287SBEM	PBBTEP2487SBEM
PBBTEP1290SBEM	PBBTEP2490SBEM
PBBTEP1293SBEM	PBBTEP2493SBEM
PBBTEP1296SBEM	PBBTEP2496SBEM
PBBTEP12102SBEM	PBBTEP24102SBEM



PBBTEP1284TBEM	PBBTEP2484TBEM
PBBTEP1287TBEM	PBBTEP2487TBEM
PBBTEP1290TBEM	PBBTEP2490TBEM
PBBTEP1293TBEM	PBBTEP2493TBEM
PBBTEP1296TBEM	PBBTEP2496TBEM
PBBTEP12102TBEM	PBBTEP24102TBEM

- ¾″ Thick MDF core
- Single Bead Edge Moulding (SBEM) pre-attached to two sides
- Triple Bead Edge Moulding (TBEM) pre-attached to two sides
- Top and bottom edges unfinished
- 1½″ Spacing between beaded grooves
- **Finish techniques are not included**
- **For MDF and Thermofoil door styles, bead board end panels are painted maple**

3″ Bead Board Wall End Panel

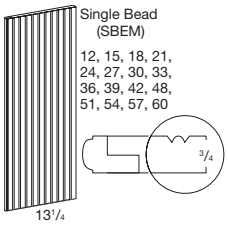

3BBWEP12SBEM	3BBWEP36SBEM
3BBWEP15SBEM	3BBWEP39SBEM
3BBWEP18SBEM	3BBWEP42SBEM
3BBWEP21SBEM	3BBWEP48SBEM
3BBWEP24SBEM	3BBWEP51SBEM
3BBWEP27SBEM	3BBWEP54SBEM
3BBWEP30SBEM	3BBWEP57SBEM
3BBWEP33SBEM	3BBWEP60SBEM

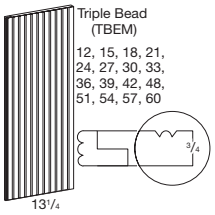

3BBWEP12TBEM	3BBWEP36TBEM
3BBWEP15TBEM	3BBWEP39TBEM
3BBWEP18TBEM	3BBWEP42TBEM
3BBWEP21TBEM	3BBWEP48TBEM
3BBWEP24TBEM	3BBWEP51TBEM
3BBWEP27TBEM	3BBWEP54TBEM
3BBWEP30TBEM	3BBWEP57TBEM
3BBWEP33TBEM	3BBWEP60TBEM

- ¾″ Thick MDF core
- Single Bead Edge Moulding (SBEM) pre-attached to one side
- Triple Bead Edge Moulding (TBEM) pre-attached to one side
- Three edges unfinished
- 3″ Spacing between beaded grooves
- **Finish techniques are not included**
- **For MDF and Thermofoil door styles, bead board end panels are painted maple**

3″ Peninsula Bead Board Wall End Panel

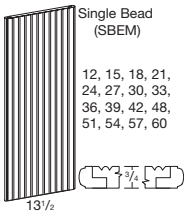

P3BBWEP12SBEM	P3BBWEP36SBEM
P3BBWEP15SBEM	P3BBWEP39SBEM
P3BBWEP18SBEM	P3BBWEP42SBEM
P3BBWEP21SBEM	P3BBWEP48SBEM
P3BBWEP24SBEM	P3BBWEP51SBEM
P3BBWEP27SBEM	P3BBWEP54SBEM
P3BBWEP30SBEM	P3BBWEP57SBEM
P3BBWEP33SBEM	P3BBWEP60SBEM

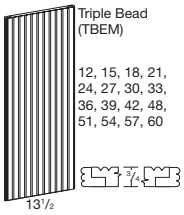

P3BBWEP12TBEM	P3BBWEP36TBEM
P3BBWEP15TBEM	P3BBWEP39TBEM
P3BBWEP18TBEM	P3BBWEP42TBEM
P3BBWEP21TBEM	P3BBWEP48TBEM
P3BBWEP24TBEM	P3BBWEP51TBEM
P3BBWEP27TBEM	P3BBWEP54TBEM
P3BBWEP30TBEM	P3BBWEP57TBEM
P3BBWEP33TBEM	P3BBWEP60TBEM

- ¾″ Thick MDF core
- Single Bead Edge Moulding (SBEM) pre-attached to two sides
- Triple Bead Edge Moulding (TBEM) pre-attached to two sides
- Top and bottom edges unfinished
- 3″ Spacing between beaded grooves
- **Finish techniques are not included**
- **For MDF and Thermofoil door styles, bead board end panels are painted maple**

Finished area is illustrated on drawings by bold line.

3″ Bead Board Base End Panel

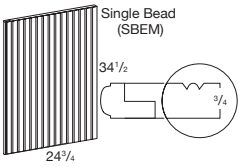

3BBBEPSBEM

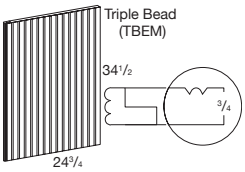

3BBBEPTBEM

- ¾″ Thick MDF core
- Single Bead Edge Moulding (SBEM) pre-attached to one side
- Triple Bead Edge Moulding (TBEM) pre-attached to one side
- Three edges unfinished
- 3″ Spacing between beaded grooves
- **Finish techniques are not included**
- **For MDF and Thermofoil door styles, bead board end panels are painted maple**

3″ Peninsula Bead Board Base End Panel

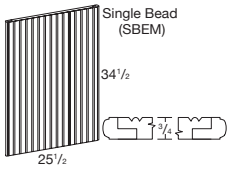

P3BBBEPSBEM

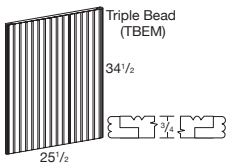

P3BBBEPTBEM

- ¾″ Thick MDF core
- Single Bead Edge Moulding (SBEM) pre-attached to two sides
- Triple Bead Edge Moulding (TBEM) pre-attached to two sides
- Top and bottom edges unfinished
- 3″ Spacing between beaded grooves
- **Finish techniques are not included**
- **For MDF and Thermofoil door styles, bead board end panels are painted maple**

3″ Bead Board Tall End Panel

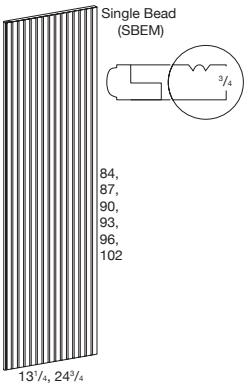

3BBTEP1284SBEM	**3BBTEP2484SBEM**
3BBTEP1287SBEM	**3BBTEP2487SBEM**
3BBTEP1290SBEM	**3BBTEP2490SBEM**
3BBTEP1293SBEM	**3BBTEP2493SBEM**
3BBTEP1296SBEM	**3BBTEP2496SBEM**
3BBTEP12102SBEM	**3BBTEP24102SBEM**

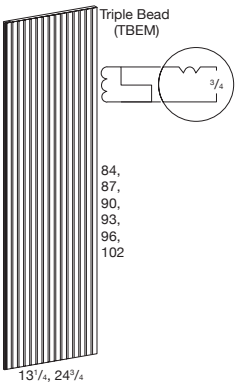

3BBTEP1284TBEM	**3BBTEP2484TBEM**
3BBTEP1287TBEM	**3BBTEP2487TBEM**
3BBTEP1290TBEM	**3BBTEP2490TBEM**
3BBTEP1293TBEM	**3BBTEP2493TBEM**
3BBTEP1296TBEM	**3BBTEP2496TBEM**
3BBTEP12102TBEM	**3BBTEP24102TBEM**

- ¾″ Thick MDF core
- Single Bead Edge Moulding (SBEM) pre-attached to one side
- Triple Bead Edge Moulding (TBEM) pre-attached to one side
- Three edges unfinished
- 3″ Spacing between beaded grooves
- **Finish techniques are not included**
- **For MDF and Thermofoil door styles, bead board end panels are painted maple**

3″ Peninsula Bead Board Tall End Panel



P3BBTEP1284SBEM	**P3BBTEP2484SBEM**
P3BBTEP1287SBEM	**P3BBTEP2487SBEM**
P3BBTEP1290SBEM	**P3BBTEP2490SBEM**
P3BBTEP1293SBEM	**P3BBTEP2493SBEM**
P3BBTEP1296SBEM	**P3BBTEP2496SBEM**
P3BBTEP12102SBEM	**P3BBTEP24102SBEM**



3PBBTEP1284TBEM	**3PBBTEP2484TBEM**
3PBBTEP1287TBEM	**3PBBTEP2487TBEM**
3PBBTEP1290TBEM	**3PBBTEP2490TBEM**
3PBBTEP1293TBEM	**3PBBTEP2493TBEM**
3PBBTEP1296TBEM	**3PBBTEP2496TBEM**
3PBBTEP12102TBEM	**3PBBTEP24102TBEM**

- ¾″ Thick MDF core
- Single Bead Edge Moulding (SBEM) pre-attached to two sides
- Triple Bead Edge Moulding (TBEM) pre-attached to two sides
- Top and bottom edges unfinished
- 3″ Spacing between beaded grooves
- **Finish techniques are not included**
- **For MDF and Thermofoil door styles, bead board end panels are painted maple**

Wall Carved Corner Post with 12″ Deep Matching Wall End Panel Attached

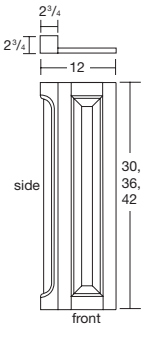

Right Shown

CCPMWEP30R
CCPMWEP30L
CCPMWEP36R
CCPMWEP36L
CCPMWEP42R
CCPMWEP42L

- Available in cherry, maple and oak
- **Not available in Arch, Cathedral, Barcelona, Milan, MDF, Thermofoil or Hickory door styles**
- Front and side finished only
- Geneva/Venice/Napa/Sonoma/Savannah/ Sydney/Monterey will not have mitered profile, but the panel will be current panel used for each door style
- Hawthorne will match Hanover panel and will not have moulding or miter profile
- **INSET:** Not available

Base Carved Corner Post with 24″ Deep Matching Base End Panel Attached

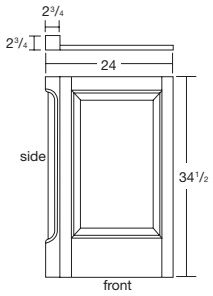

Right Shown

CCPMBEPR
CCPMBEPL

- Available in cherry, maple and oak
- **Not available in Arch, Cathedral, Barcelona, Milan, MDF, Thermofoil or Hickory door styles**
- Front and side finished only
- Geneva/Venice/Napa/Sonoma/Savannah/ Sydney/Monterey will not have mitered profile, but the panelwill be current panel used for each door style
- Hawthorne will match Hanover panel and will not have moulding or miter profile
- **INSET:** Not available

Vanity Carved Corner Post with 18″ & 21″ Deep Matching Vanity End Panel Attached

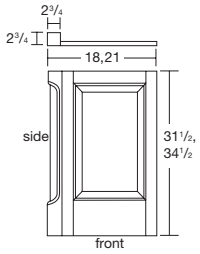

Right Shown

CCPMVEPR **CCPMVEPRBH**
CCPMVEPL **CCPMVEPLBH**
CCPMVEP18R **CCPMVEP18RBH**
CCPMVEP18L **CCPMVEP18LBH**

- Available in cherry, maple and oak
- **Not available in Arch, Cathedral, Barcelona, Milan, MDF, Thermofoil or Hickory door styles**
- Front and side finished only
- Geneva/Venice/Napa/Sonoma/Savannah/ Sydney/Monterey will not have mitered profile, but the panel will be current panel used for each door style
- Hawthorne will match Hanover panel and will not have moulding or miter profile
- **INSET:** Not available

Desk Carved Corner Post with 21″ Deep Matching Desk End Panel Attached

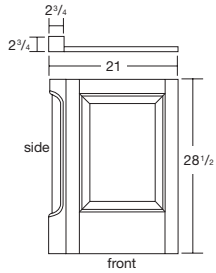

Right Shown

CCPMDEPR
CCPMDEPL

- Available in cherry, maple and oak
- **Not available in Arch, Cathedral, Barcelona, Milan, MDF, Thermofoil or Hickory door styles**
- Front and side finished only
- Geneva/Venice/Napa/Sonoma/Savannah/ Sydney/Monterey will not have mitered profile, but the panel will be current panel used for each door style
- Hawthorne will match Hanover panel and will not have moulding or miter profile
- **INSET:** Not available

Tall Carved Corner Post with 12″ & 24″ Deep Matching Tall End Panel Attached

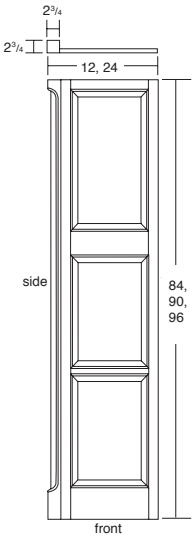

Right Shown

CCPMTEP1284R **CCPMTEP2490R**
CCPMTEP1284L **CCPMTEP2490L**
CCPMTEP2484R **CCPMTEP1296R**
CCPMTEP2484L **CCPMTEP1296L**
CCPMTEP1290R **CCPMTEP2496R**
CCPMTEP1290L **CCPMTEP2496L**

- Available in cherry, maple and oak
- 3 panel design for both 12″ and 24″ end panels
- **Not available in Arch, Cathedral, Barcelona, Milan, MDF, Thermofoil or Hickory door styles**
- Front and side finished only
- Geneva/Venice/Napa/Sonoma/Savannah/ Sydney/Monterey will not have mitered profile, but the panel will be current panel used for each door style
- Hawthorne will match Hanover panel and will not have moulding or miter profile
- **INSET:** Not available

Finished area is illustrated on drawings by bold line.

¾" Veneer Refrigerator End Panel

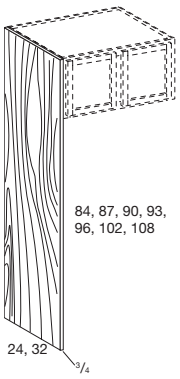

3/4REP2484V (Veneer)
3/4REP2487V (Veneer)
3/4REP2490V (Veneer)
3/4REP2493V (Veneer)
3/4REP2496V (Veneer)
3/4REP24102V (Veneer)
3/4REP24108V (Veneer)

3/4REP3284V (Veneer)
3/4REP3287V (Veneer)
3/4REP3290V (Veneer)
3/4REP3293V (Veneer)
3/4REP3296V (Veneer)
3/4REP32102V (Veneer)
3/4REP32108V (Veneer)

- ¾" Plywood
- Finished on both sides
- Edge banded on front edge
- Order finish same as cabinets
- **Finish techniques are not included**
- **For MDF and Thermofoil door styles, panels are painted maple**

Semi-Custom	FCE	FI	ID	MFE	RD
FOL/TOL			•	▲	•
INS			•	▲	•

1½" – 6" Veneer Refrigerator End Panel

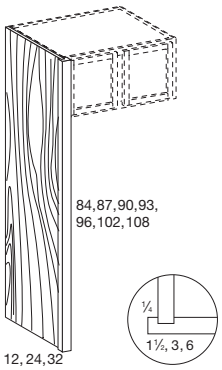

1½" Veneer

REP1284V (Veneer)
REP1287V (Veneer)
REP1290V (Veneer)
REP1293V (Veneer)
REP1296V (Veneer)
REP12102V (Veneer)
REP12108V (Veneer)

REP2484V (Veneer)
REP2487V (Veneer)
REP2490V (Veneer)
REP2493V (Veneer)
REP2496V (Veneer)
REP24102V (Veneer)
REP24108V (Veneer)

REP3284V (Veneer)
REP3287V (Veneer)
REP3290V Veneer))
REP3293V (Veneer)
REP3296V (Veneer)
REP32102V (Veneer)
REP32108V (Veneer)

3" Veneer

3REP2484V (Veneer)
3REP2487V (Veneer)
3REP2490V (Veneer)
3REP2493V (Veneer)
3REP2496V (Veneer)
3REP24102V (Veneer)
3REP32108V (Veneer)

6" Veneer

6REP2484V (Veneer)
6REP2487V (Veneer)
6REP2490V (Veneer)
6REP2493V (Veneer)
6REP2496V (Veneer)
6REP24102V (Veneer)
6REP32108V (Veneer)

- 1½", 3" and 6" front stiles
- Laminated on interior side
- Order finish same as cabinets
- Panel is ½" plywood
- ID option available on 24" deep panels to 30" depth only
- **Finish techniques are not included**
- **For MDF and Thermofoil door styles, panels are painted maple**

Semi-Custom	FCE	FI	ID	MFE	RD
FOL/TOL	•		•	▲	•
INS	•		•	▲	•

Corner Tall End Panel

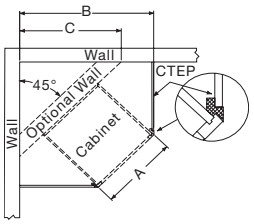



CTEP84
CTEP87
CTEP90
CTEP93
CTEP96

- ¾″ Plywood
- Diagonal transitional moulding available in moulding section
- **Finish techniques are not included**
- **For MDF and Thermofoil door styles, panel is painted maple**
- **Panel will not work with cabinets that have Flush Cabinet End (FCE) option**

Installation Diagram

A=Cabinet Width	B=Distance from Corner	C=Optional Wall Location
24	41	31
27	43 1/16	33 1/8
30	45 3/16	35 1/4
33	47 3/16	37 3/8
36	49 7/16	39 1/2

Finish Back Panel

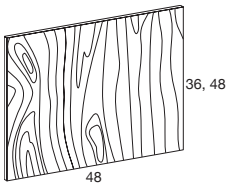

FBP4836V (Veneer)
FBP4848V (Veneer)

- 3/16″ Plywood
- Order finish same as cabinets
- Specialty Finishes available
- **Finish techniques are not included**
- **For MDF and Thermofoil door styles, panels are painted maple**

Finish Back Panel (continued)

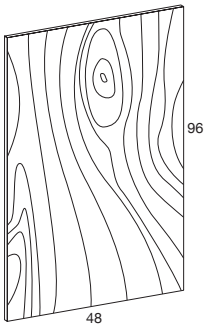

FBP4896V (Veneer)

- 3/16″ Plywood
- Order finish same as cabinets
- Specialty Finishes available
- **Finish techniques are not included**
- **For MDF and Thermofoil door styles, panel is painted maple**

Finish Back Panel (continued)

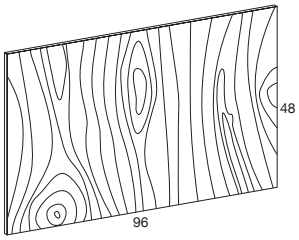

FBP9648V (Veneer)

- 3/16″ Plywood
- Order finish same as cabinets
- **Finish techniques are not included**
- **For MDF and Thermofoil door styles, panel is painted maple**

Finish Back Panel (continued)

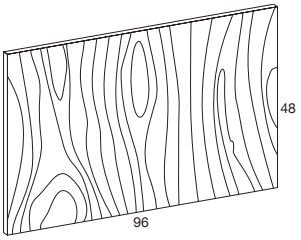

1/2FBP9648V (Veneer)

- 1/2″ Veneer MDF core panel
- Order finish same as cabinets
- **Finish techniques are not included**
- **For MDF and Thermofoil door styles, panel is painted maple**

Finish Back Panel (continued)

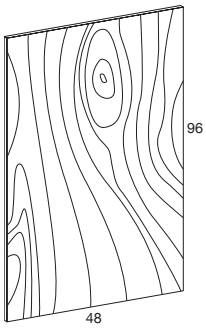

3/4FBP4896 (Veneer)

- ¾″ Veneer core panel
- Order finish same as cabinets
- **Finish techniques are not included**
- **For MDF and Thermofoil door styles, panel is painted maple**

Bead Board Finish Back Panel



BBFBP4848
BBFBP4896

- 3/16″ Thick MDF core
- 1½″ Spacing between beaded grooves
- **Finish techniques are not included**
- **For MDF and Thermofoil door styles, Bead Board is painted maple**

Bead Board



BB4896

- Available in cherry, maple, oak and hickory
- ¾″ Thick MDF core
- 1½″ Spacing between beaded grooves
- **Finish techniques are not included**
- **For MDF and Thermofoil door styles, Bead Board is painted maple**

3″ Bead Board Finish Back Panel



3BBFBP4848
3BBFBP4896

- 3/16″ Thick MDF core
- 3″ Spacing between beaded grooves
- **Finish techniques are not included**
- **For MDF and Thermofoil door styles, Bead Board is painted maple**

3″ Bead Board



3BB4896

- Available in cherry, maple, oak and hickory
- ¾″ Thick MDF core
- 3″ Spacing between beaded grooves
- **Finish techniques are not included**
- **For MDF and Thermofoil door styles, Bead Board is painted maple**

Rattan Panel

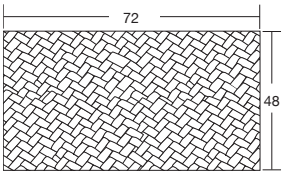

RTNPNL

- 3/16″ Thick
- Back unfinished
- 4′ x 6′ Sheets with cumulative trim allowance of 4″ per sheet
- Due to the natural characteristics of rattan, color variations, natural tear of fiber and flaking are not considered defects and will not be warranted
- **Finish techniques are not included**

Under Cabinet Panels

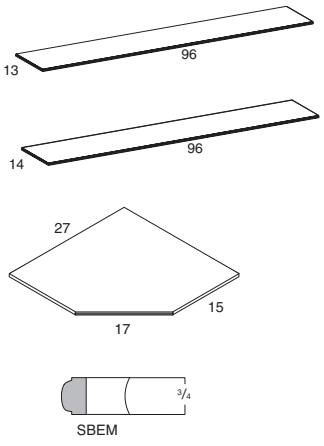

UCP1296SBEM
PUCP1296SBEM
DCUCP2727SBEM

- ¾″ Plywood with attached Single Bead Edge Moulding (SBEM)
- Order finish same as cabinets
- All edges with moulding attached will be finished along with top & bottom
- Peninsula has moulding on one short end and both long sides
- Trimmable
- **Finish techniques are not included**
- **For MDF and Thermofoil door styles, panels are painted maple**

Semi-Custom	MD
FOL/TOL	•
INS	•

DEPTH	
Min.	Max.
4½″	30″

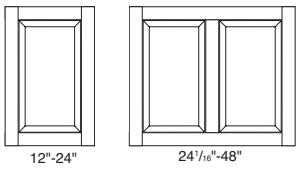

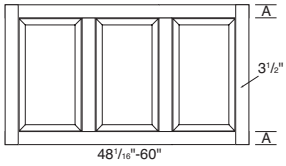

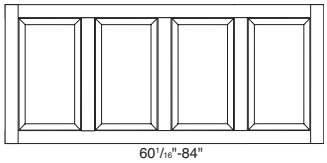

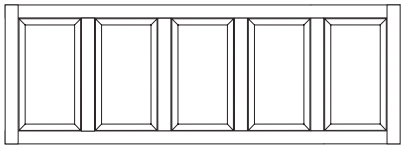

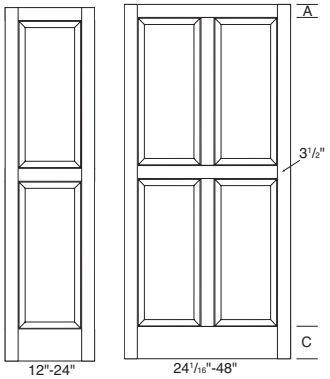

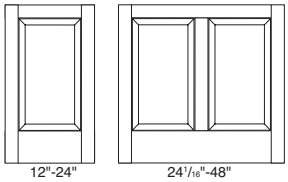

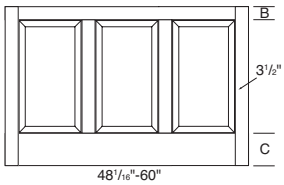

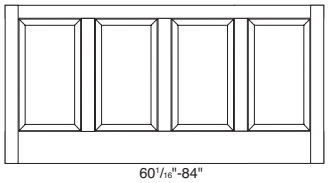

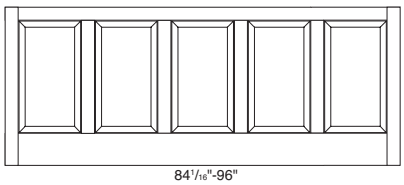

NEW CODES

Wainscot Wall Panels

To Calculate the Price of your Panel:
Panels are priced per square foot. Minimum square footage is 1.5 sq. ft. Species charges do apply.

WSWP
$120 List per sq. ft.

IWSWP
$160 List per sq. ft.

Wainscot Tall Panels

To Calculate the Price of your Panel:
Panels are priced per square foot. Minimum square footage is 1.5 sq. ft. Species charges do apply.

WSTP
$120 List per sq. ft.

IWSTP
$160 List per sq. ft.

Wainscot Base Panels

To Calculate the Price of your Panel:
Panels are priced per square foot. Minimum square footage is 1.5 sq. ft. Species charges do apply.

WSBP
$120 List per sq. ft.

IWSBP
$160 List per sq. ft.

- **Must specify width to nearest 1/16" and height to nearest 1/4"**
- **Wall panels 48¼ to 60" high and tall panels can not exceed 48" wide**
- **Not available in arch, cathedral, Barcelona, Bali, Chelsea, Wellington, Milan, Essex, MDF or Thermofoil door styles**
- When joining panels together they will require trimming to maintain center stile width of 3½"
- When specifying height, note cap moulding will add ¾"
- Geneva/Venice/Napa/Savannah/Sonoma/Monterey/Sydney will have matching center panel but will not be mitered
- Bristol/Hanover/Henlow/Melrose will have reversed flat solid panel
- Hawthorne will have reversed solid panel without moulding applied (not mitered)
- Bridgeport/Melrose/Modesto will include moulding which decreases the center stile width from 3½" to 2¾"
- Charleston/Richmond will include applied moulding which reduces the flat area to ½" of the center stiles. Outside stiles will have have approximately 2" flat area after moulding is applied.
- Wall panels can be specified from 12" to 60" high
- Base panels can be specified from 16½" to 48" high
- Tall panels can be specified from 48¼" to 96" high
- **INSET:** Use codes beginning with "I"; panels are 1" thick and have a door and frame appearance containing the specified door style

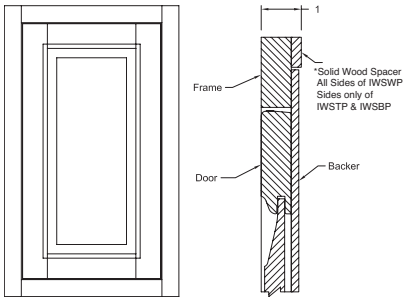

Inset Design

	TOL	FOL	INS
A =	3½"	3"	1¾"
B =	3½"	2¾"	1¾"
C =	8"	7¼"	6¼"

Wellborn has the right to substitute MDF for the wainscot center panels for paints and paints with glazes to insure better quality with larger panels.

Note: Wainscot is not available on the Rush Program.

WAINSCOT (continued)

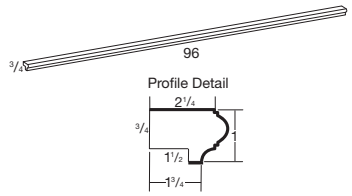

Wainscot Cap Moulding
CAPM8

- 8′ Lengths
- Trimmable

Wainscot
Example A (base)

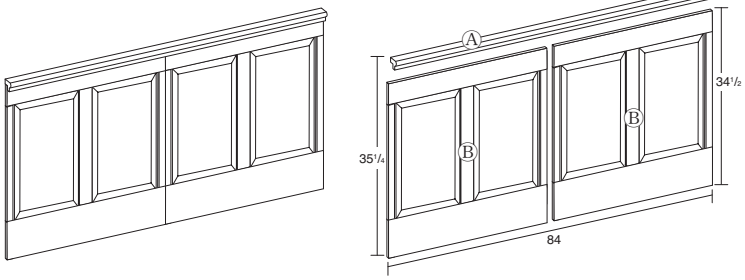

To create Example A,
order the following:
Ⓐ CAPM8 (trim)
Ⓑ WSBP4234 (trim)
Order B3/4 to cover joints between panels.

Wainscot
Example B (island)

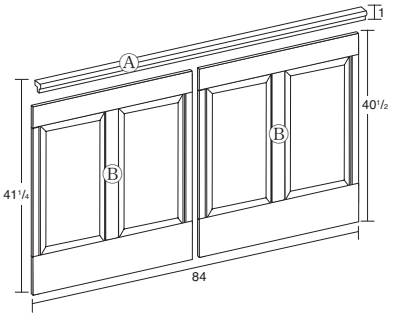

To create Example B,
order the following:
Ⓐ CAPM8 (trim)
Ⓑ WSBP4240 (trim)
Order B3/4 to cover joints between panels.

CALCULATING PANELS

Wall without Windows or Doors

1. Measure the length of the wall to be covered.
2. Determine the panels required. Wainscot Base Panels are available in widths ranging from 12″-96″. Use the example in the drawing below to help determine the best symmetrical layout. The example uses a mixture of 42″ and 21″ panels with universal fillers (fluted fillers may be substituted if desired) between panels. As a general rule, start with the largest panel in the center of the wall and figure calculations from either side to get your desired layout.
3. It may be necessary at times to mix panel sizes with 3″ and 6″ universal fillers to get the desired coverage.
4. If there is a door opening on the wall, treat each side of the door as a separate wall keeping the panel sizes as symmetrical as possible. See "Walls With Windows & Doors" on following page.

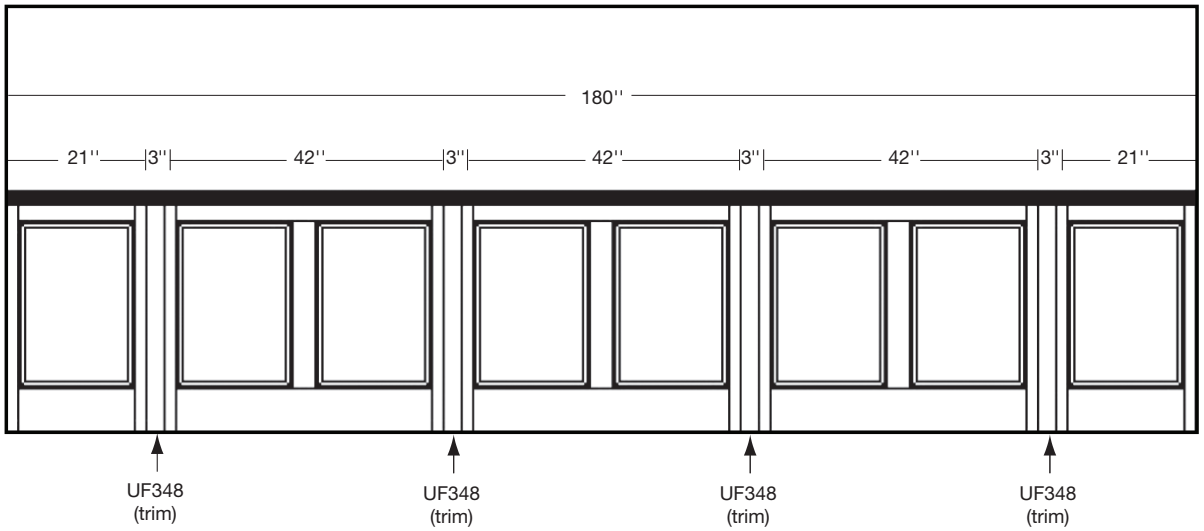

Note: When calculating panel sizes for our wainscot, please remember that the calculation tips shown in this section are examples only. Due to the various room configurations, it is the dealer's responsibility to verify that their calculations are correct. Wellborn Cabinet, Inc., assumes no responsibility for the accuracy of the dealer's calculations.

CALCULATING PANELS (continued)

Walls with Windows and Doors

Calculating the panels for the same 180″ wall with windows and doors will vary depending on the window and door sizes, treatment and location. Other design applications can be applied. The example below is just one solution. In the example below the window and door have a standard 2¼″ casing on four sides with wainscot cap moulding (CAPM8) mitered around them and between the panels and casing.

1. Start with the center of the 3″ stile of a 42″ panel, the center of a 12″ or 21″ panel, or the center of a 3″ universal filler (as in example below). Determine the best panel width to amply cover the area under the window. In the example, (1) 12″ panel, (2) 21″ panels, and 3″ universal fillers are used. These parts are cut square on the top and at 90 degrees on sides as needed to butt into the cap moulding used to separate the panels from the casing.
2. Continue down the wall to the corner. In the example, the run is finished with a 12″ and 21″ panel with 3″ and 6″ universal fillers trimmed to fit.
3. On the side next to the door, the components are butted into the cap moulding as in the window treatment. Repeat this treatment on both sides for a consistent fit.

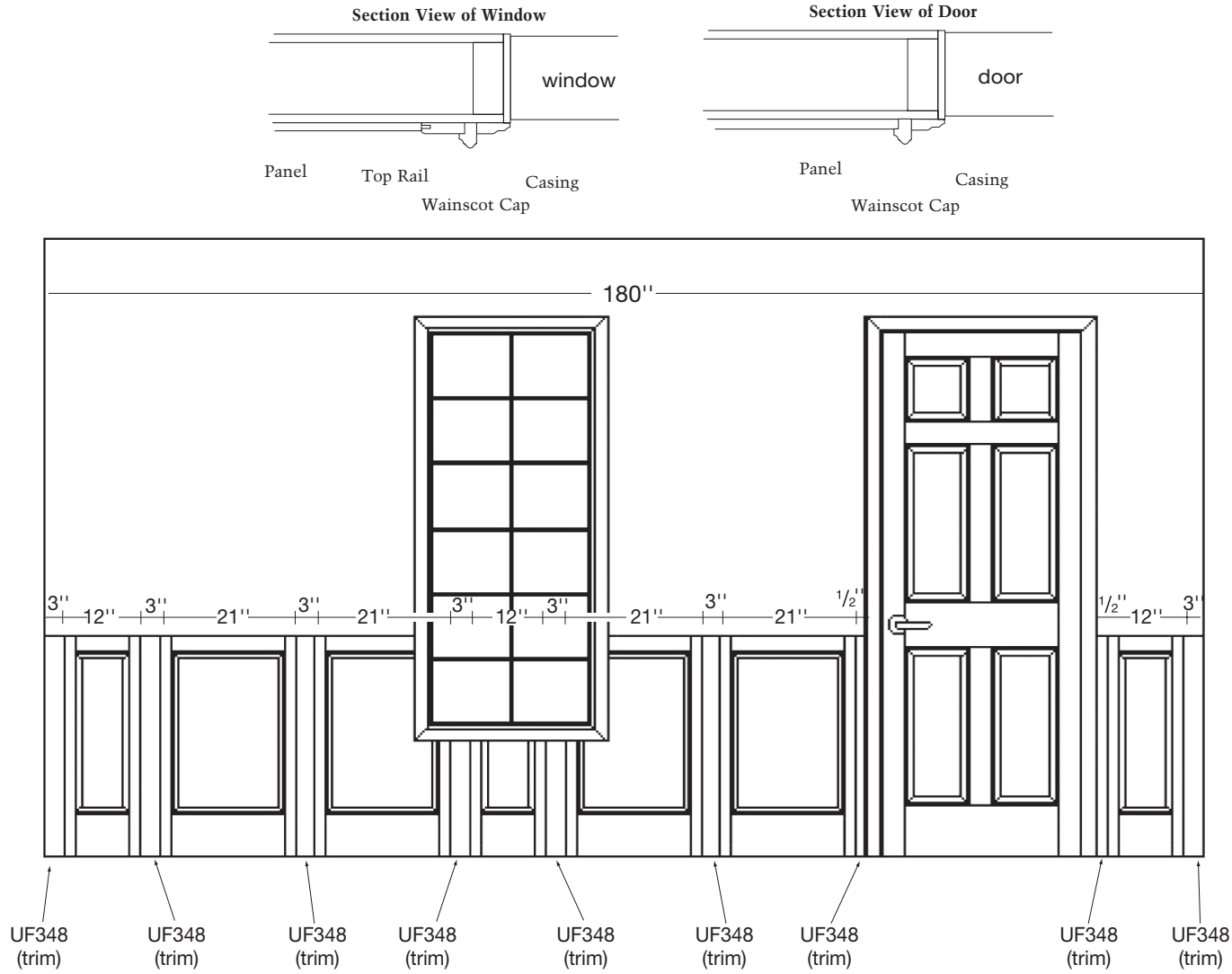

Sample Installation for Reference Only

Note: When calculating panel sizes for our wainscot, please remember that the calculation tips shown in this section are examples only. Due to the various room configurations, it is the dealer's responsibility to verify that their calculations are correct. Wellborn Cabinet, Inc., assumes no responsibility for the accuracy of the dealer's calculations.

STAIR TREATMENT

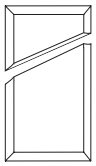

Trim panels, stiles and rails to desired angle so they butt to stair trim.

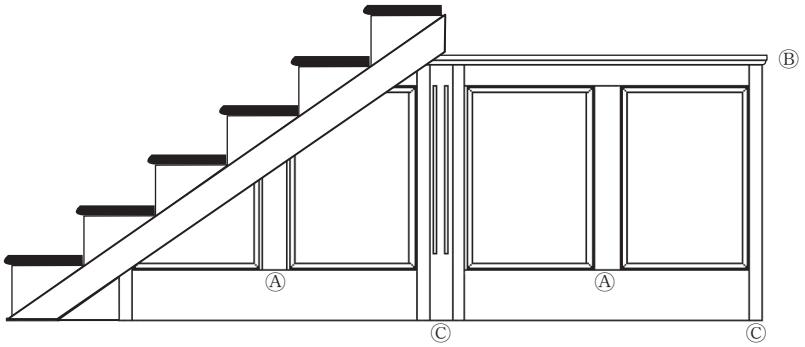

Product used to create example shown:
Ⓐ WSBP4234
Ⓑ CAPM8
Ⓒ UF396

ISLAND TREATMENT

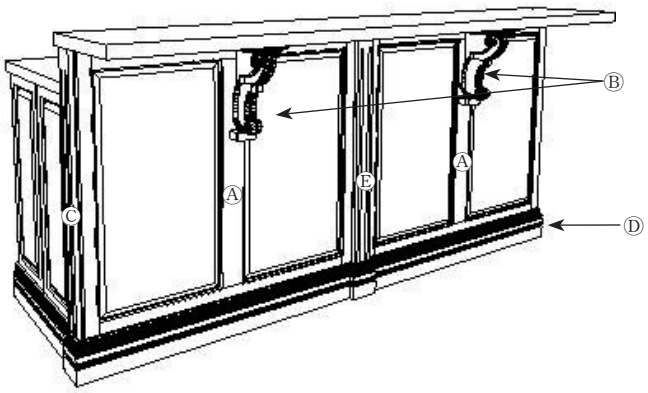

Product used to create example shown:
Ⓐ (2) WSBP4240
Ⓑ CBLAN Narrow Acanthus Corbel
Ⓒ FF42 Fluted Fillers (trim)
Ⓓ CBM (trim)–Adding CBM, BM, V72 (inverted) with IC3/4, SM or TIC3/4 trims bottom rail to floor and allows height adjustment as needed.
Ⓔ UF396 - Universal Filler to cover edge joints between panels

FULL WALL TREATMENT USING BASE PANELS

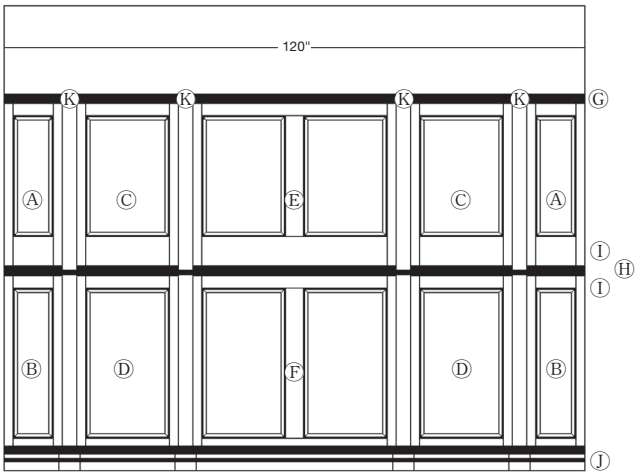

Ⓐ (2) WSBP1234
Ⓑ (2) WSBP1240
Ⓒ (2) WSBP2134
Ⓓ (2) WSBP2140
Ⓔ (2) WSBP4234
Ⓕ (2) WSBP4240
Ⓖ (1) CAPM8
Ⓗ (1) LRM
Ⓘ (2) IC3/4
Ⓙ (1) CBM
Ⓚ 3″ Universal Fillers

DECORATIVE PANEL OPTIONS

Wainscot panels can be combined with other materials to create custom looking treatments.

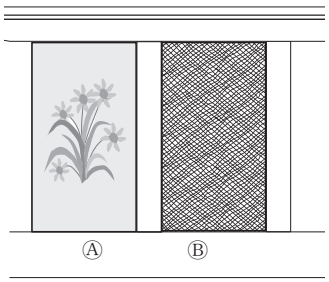

Shaker Wainscot Panel Option Ideas

Ⓐ 3/16" Plywood (unfinished) with decorative paint

Ⓑ RTNPNL (trimmed) Rattan Panel

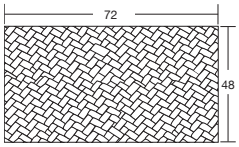

RTNPNL

TIP: Order panels in another finish for a 2 tone effect.

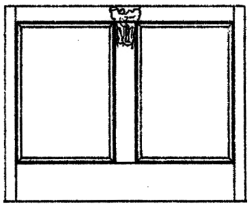

ONLAYCP

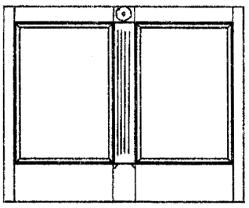

R3, F330 & SPB

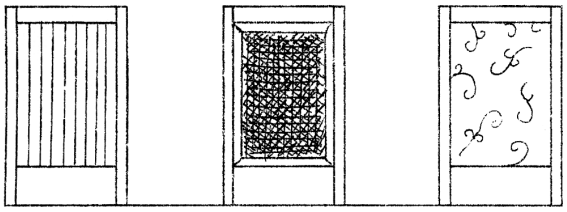

BBFBP MEL8 & RTNPNL FABRIC

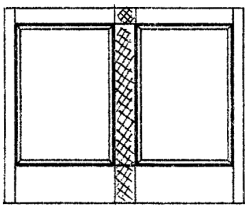

WVR3 & WVM



FR3 & ONLAYACT

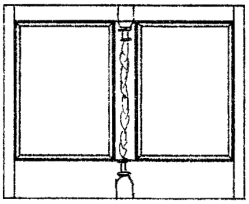

SRDL234

Ⓐ Wainscot Base Panels provide room to apply ONLAYAC (Acanthus Onlay) or ONLAYSB (Starburst Onlay).



Wainscot Panels with Onlays

Ⓑ Wainscot Base Panels have full 3" stiles allowing room for corbels.



CBLWVS
Small Woven Corbel



CBLWVN
Narrow Woven Corbel



CBLAN
Narrow Acanthus Corbel

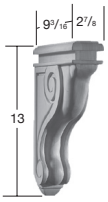

CBLTN
Narrow Traditional Corbel

CROWN MOULDING

Crown Moulding

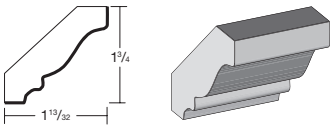

CM
CM10 (10′ length)
- Solid wood
- Available in cherry, maple, oak and hickory
- **For MDF and Thermofoil door styles, moulding is painted maple**

Decorative Crown Moulding

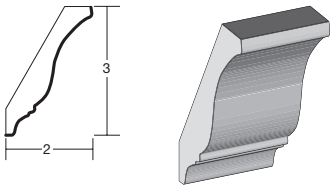

DCM
DCM10 (10′ length)
- Solid wood
- Available in cherry, maple, oak and hickory
- **For MDF and Thermofoil door styles, moulding is painted maple**

Full Overlay Crown Moulding

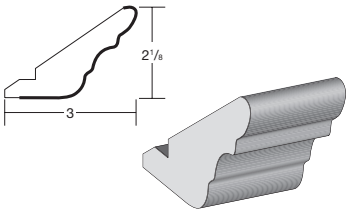

FOCM
- Solid wood
- Available in cherry, maple, oak and hickory
- **Finish techniques are not included**
- **For MDF and Thermofoil door styles, moulding is painted maple**

Large Cove Moulding

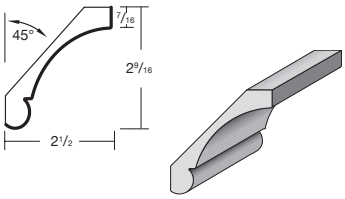

LCVM8
- Solid wood
- Available in cherry, maple, oak and hickory
- **For MDF and Thermofoil door styles, moulding is painted maple**

Large Crown Moulding

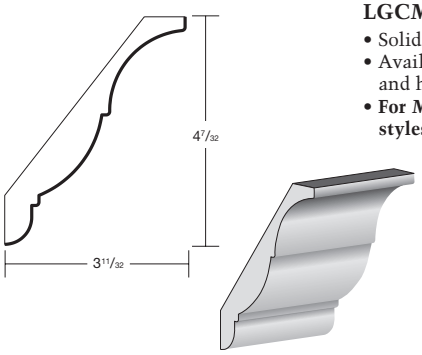

LGCM
- Solid wood
- Available in cherry, maple, oak and hickory
- **For MDF and Thermofoil door styles, moulding is painted maple**

Large Simple Cove Crown Moulding

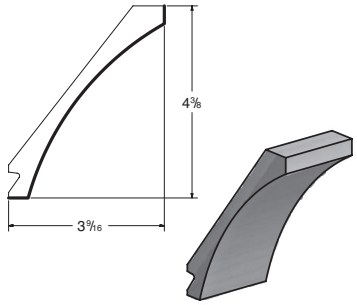

LSCVM8
- Solid wood
- Available in cherry, maple and oak
- **For MDF and Thermofoil door styles, moulding is painted maple**

CROWN MOULDING (continued)

Large Step Cove Crown Moulding

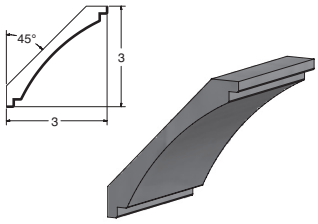

LSCCM8
- Solid wood
- Available in cherry, maple, oak and hickory
- **For MDF and Thermofoil door styles, moulding is painted maple**

Mission Crown Moulding

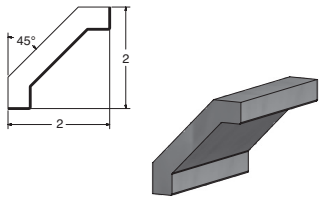

MCM8
- Solid wood
- Available in cherry, maple, oak and hickory
- **For MDF and Thermofoil door styles, moulding is painted maple**

Shaker Crown Moulding

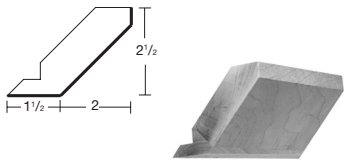

SCM
- Solid wood
- Available in cherry, maple, oak and hickory
- **For MDF and Thermofoil door styles, moulding is painted maple**

Shaker Crown Flat Moulding

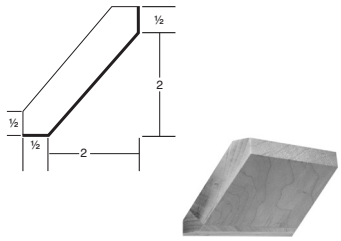

SCMF
- Solid wood
- Available in cherry, maple, oak and hickory
- **For MDF and Thermofoil door styles, moulding is painted maple**

Simple Small Cove Moulding

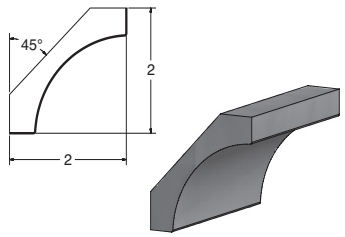

SSCVM8
- Solid wood
- Available in cherry, maple, oak and hickory
- **For MDF and Thermofoil door styles, moulding is painted maple**

Small Cove Moulding

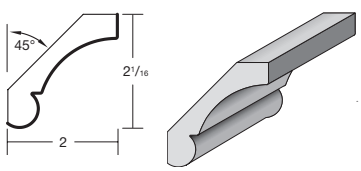

SCVM8
- Solid wood
- Available in cherry, maple, oak and hickory
- **For MDF and Thermofoil door styles, moulding is painted maple**

Available in all finishes unless otherwise noted.
3″- 6″ Cumulative tolerance allowed on all mouldings.

CROWN MOULDING (continued)

Small Crown Moulding

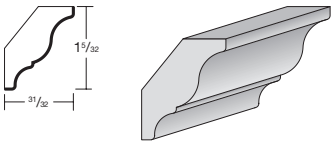

SMCM
SMCM10 (10′ length)
- Solid wood
- Available in cherry, maple, oak and hickory
- **For MDF and Thermofoil door styles, moulding is painted maple**

Traditional Crown Moulding

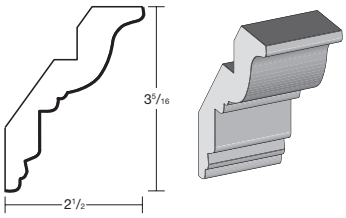

TCM
TCM10 (10′ length)
- Solid wood
- Available in cherry, maple, oak and hickory
- **For MDF and Thermofoil door styles, moulding is painted maple**

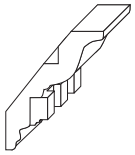

Various mouldings such as the Dentil Inset can be placed on Traditional Crown Moulding

CURVED MOULDING

Curved Contemporary Radius Moulding

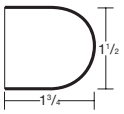

CCRM
- Solid wood
- Available in cherry & maple
- Concave
- Use with Wafer
- **INSET:** Not available

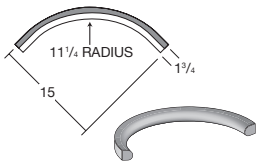

Outside Curved Contemporary Radius Moulding

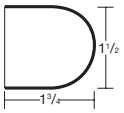

OCCRM
- Solid wood
- Available in cherry & maple
- Convex
- Use with Wafer
- **INSET:** Not available

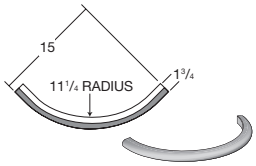

Curved Full Overlay Crown Moulding

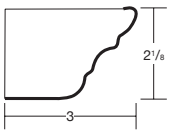

CFOCM
- Solid wood
- Available in cherry & maple
- Concave
- Use with Wafer
- **INSET:** Not available

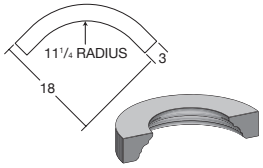

CURVED MOULDING (continued)

Outside Curved Full Overlay Crown Moulding

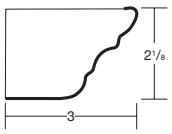

OCFOCM
- Solid wood
- Available in cherry & maple
- Convex
- Use with Wafer
- **INSET:** Not available

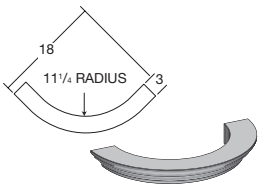

Curved Traditional Light Rail Moulding

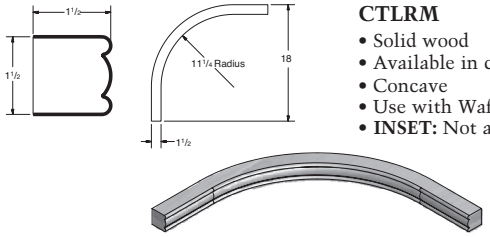

CTLRM
- Solid wood
- Available in cherry & maple
- Concave
- Use with Wafer
- **INSET:** Not available

Outside Curved Traditional Light Rail Moulding

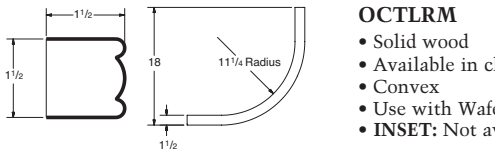

OCTLRM
- Solid wood
- Available in cherry & maple
- Convex
- Use with Wafer
- **INSET:** Not available

Wafers

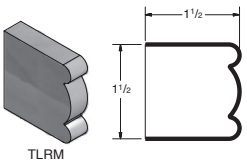

WAFERTLRM
WAFERCRM
WAFERFOCM
- Available in cherry & maple
- Used with curved moulding applications for alignment purposes
- 5/16″ Thick
- **INSET:** Not available

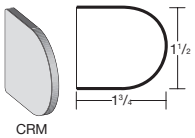

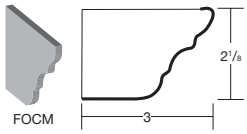

INSET MOULDING

Dentil Inset

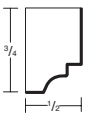

DI
- Solid wood
- Available in cherry, maple, oak and hickory
- Mounts on TCM and LRM
- **Finish techniques are not included**
- **For MDF and Thermofoil door styles, moulding is painted maple**

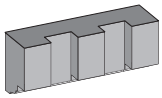

Finished area of moulding is illustrated on drawings by bold line. All moulding is 8′ in length unless otherwise noted.

Decorative Inset Moulding



DIM3/4
- Carved solid wood
- Available in cherry, maple, oak and hickory
- **Finish techniques are not included**
- **For MDF and Thermofoil door styles, moulding is painted maple**



Egg and Dart Moulding



ED3/4
- Solid wood
- Available in cherry, maple, oak and hickory
- **Finish techniques are not included**
- **For MDF and Thermofoil door styles, moulding is painted maple**



Mission Inset Moulding

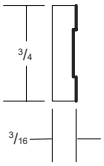

MIM3/4
- Carved solid wood
- 1⅞″ repeat
- Available in cherry, maple and oak
- **Finish techniques are not included**
- **For MDF and Thermofoil door styles, moulding is painted maple**



Olive Leaf Moulding



OLM8
- Embossed solid wood
- Available in cherry and maple
- **Finish techniques are not included**
- **For MDF and Thermofoil door styles, moulding is painted maple**



Reeded Inset Moulding

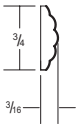

RDIM3/4
- Embossed solid wood
- 3″ repeat
- Available in cherry and maple
- **Finish techniques are not included**
- **For MDF and Thermofoil door styles, moulding is painted maple**



Cross Stitch Moulding

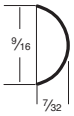

CRSTM
- Embossed solid wood
- 1½″ repeat
- Available in cherry, maple and oak
- **Finish techniques are not included**
- **For MDF and Thermofoil door styles, moulding is painted maple**



Small Button Moulding

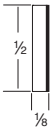

SMBTM
- Embossed solid wood
- 2¼″ repeat
- Available in cherry, maple and oak
- **Finish techniques are not included**
- **For MDF and Thermofoil door styles, moulding is painted maple**



Rope Moulding



RM3/4
- Solid wood
- Available in cherry, maple, oak and hickory
- Rope moulding is used as an accent piece and may not match exactly
- **Finish techniques are not included**
- **For MDF and Thermofoil door styles, moulding is painted maple**



Ribbon Twist Moulding

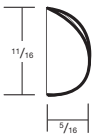

RTM
- Carved solid wood
- Available in cherry and maple
- **Finish techniques are not included**
- **For MDF and Thermofoil door styles, moulding is painted maple**



Swirl Inset Moulding

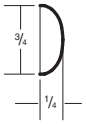

SWIM3/4
- Embossed solid wood
- Available in cherry and maple
- **Finish techniques are not included**
- **For MDF and Thermofoil door styles, moulding is painted maple**



Available in all finishes unless otherwise noted.
3″- 6″ Cumulative tolerance allowed on all mouldings.

INSET MOULDING (continued)

Small Reeded Moulding

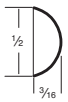

SMRDM
- Carved solid wood
- Available in cherry and maple
- **Finish techniques are not included**
- **For MDF and Thermofoil door styles, moulding is painted maple**



Woven Ribbon Moulding

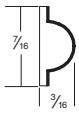

WVRBM
- Embossed solid wood
- Available in cherry, maple and oak
- **Finish techniques are not included**
- **For MDF and Thermofoil door styles, moulding is painted maple**



DECORATIVE MOULDING

Acanthus Moulding

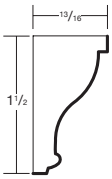

AM
- Solid wood
- Available in cherry, maple, oak and hickory
- **For MDF and Thermofoil door styles, moulding is painted maple**



Decorative Arch Moulding

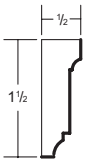

DCAM8
- Carved solid wood
- Available in cherry and maple
- **For MDF and Thermofoil door styles, moulding is painted maple**



Dentil Moulding



DM
- Solid wood
- Available in cherry, maple, oak and hickory
- **Finish techniques are not included**
- **For MDF and Thermofoil door styles, moulding is painted maple**

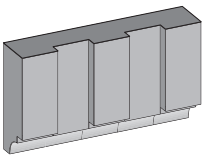

DECORATIVE MOULDING (continued)

Grape Leaf Moulding



GPLM8
- Carved solid wood
- ½″ Thick
- Available in cherry, maple and oak
- Oak is substituted for hickory
- **For MDF and Thermofoil door styles, moulding is painted maple**



Palymyr Moulding

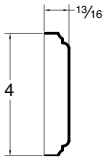

PYRM
- Solid wood
- 1⅜″ centers
- Available in maple only



Palymyr Blank Moulding

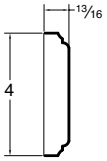

PYRBM
- Solid wood
- Available in maple only
- For use with Palymyr Moulding to turn corners



Woven Moulding



WVM
- Carved solid wood
- Available in cherry and maple
- **For MDF and Thermofoil door styles, moulding is painted maple**



FASCIA MOULDING

Beaded Fascia Moulding



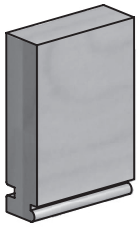

FMB3
FMB6
- Solid wood
- Available in cherry, maple, oak and hickory
- **For MDF and Thermofoil door styles, moulding is painted maple**
- **Mounting Strip sold separately**

Finished area of moulding is illustrated on drawings by bold line. All moulding is 8′ in length unless otherwise noted.

FASCIA MOULDING (continued)

Contemporary Fascia Moulding

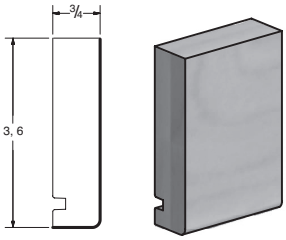

FMC3
FMC6
- Solid wood
- Available in cherry, maple, oak and hickory
- **For MDF and Thermofoil door styles, moulding is painted maple**
- **Mounting Strip sold separately**

Madison Profile Fascia Moulding

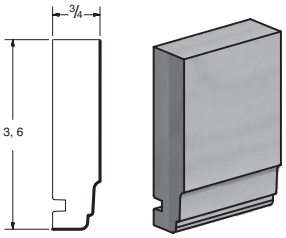

FMM3
FMM6
- Solid wood
- Available in cherry, maple, oak and hickory
- **For MDF and Thermofoil door styles, moulding is painted maple**
- **Mounting Strip sold separately**

Ogee Fascia Moulding

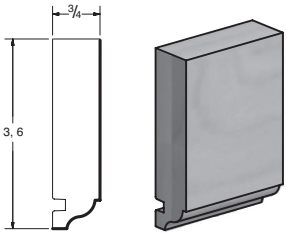

FMO3
FMO6
- Solid wood
- Available in cherry, maple, oak and hickory
- **For MDF and Thermofoil door styles, moulding is painted maple**
- **Mounting Strip sold separately**

Mounting Strip

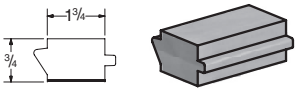

MS8
- Solid wood
- 96″ lengths
- Available in cherry, maple, oak and hickory
- **Fascia and crown sold separately**
- **For MDF and Thermofoil door styles, moulding is painted maple**
- **Finish techniques are not included**

STACK MOULDING

Contemporary Stack Moulding

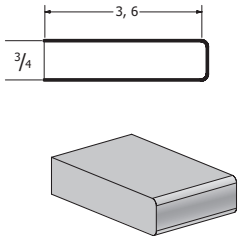

CSM8
CSML8 (6″ Wide)
- Solid wood
- Available in cherry, maple, oak and hickory
- **Finish techniques are not included**
- **For MDF and Thermofoil door styles, moulding is painted maple**

Ogee Stack Moulding

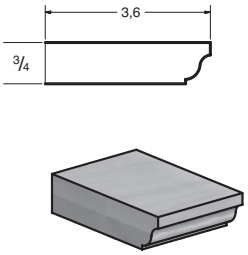

OSM8
OSML8 (6″ Wide)
- Solid wood
- Available in cherry, maple, oak and hickory
- **Finish techniques are not included**
- **For MDF and Thermofoil door styles, moulding is painted maple**

Single Bead Stack Moulding

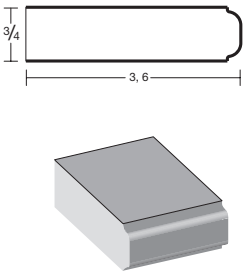

SBSM8
SBSML8 (6″ Wide)
- Solid wood
- Available in cherry, maple, oak and hickory
- **Finish techniques are not included**
- **For MDF and Thermofoil door styles, moulding is painted maple**

Triple Bead Stack Moulding

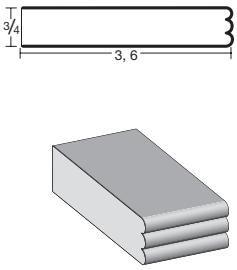

TBSM8
TBSML8 (6″ Wide)
- Solid wood
- Available in cherry, maple, oak and hickory
- **Finish techniques are not included**
- **For MDF and Thermofoil door styles, moulding is painted maple**

SOFFIT MOULDING

Soffit Moulding

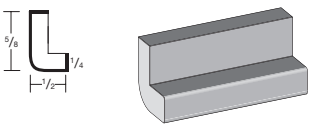

SO3/4
- Solid wood
- Available in cherry, maple, oak and hickory
- **Finish techniques are not included**
- **For MDF and Thermofoil door styles, moulding is painted maple**

LIGHT RAIL MOULDING

Contemporary Radius Moulding

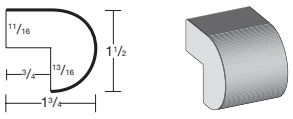

CRM
- Veneer wrapped fiberboard
- **Finish techniques are not included**
- **For White Thermofoil door styles, moulding is thermofoiled fiberboard**
- **For MDF and Linen Thermofoil door styles, moulding is painted maple**

Available in all finishes unless otherwise noted.
3″- 6″ Cumulative tolerance allowed on all mouldings.

LIGHT RAIL MOULDING (continued)

Cove Light Rail Moulding

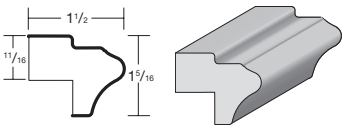

CVLRM8
- Solid wood
- Available in cherry, maple, oak and hickory
- **For MDF and Thermofoil door styles, moulding is painted maple**

Inset Light Rail Moulding

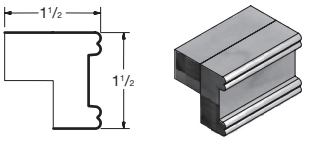

ILRM8
- Solid wood
- Available in cherry, maple, oak and hickory
- **For MDF and Thermofoil door styles, moulding is painted maple**

Large Cove Light Rail Moulding

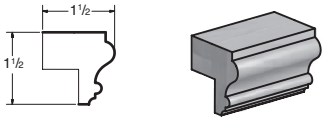

LCVLRM8
- Solid wood
- Available in cherry, maple, oak and hickory
- **For MDF and Thermofoil door styles, moulding is painted maple**

Light Rail Moulding

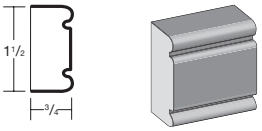

LRM
- Solid wood
- Available in cherry, maple, oak and hickory
- **For MDF and Thermofoil door styles, moulding is painted maple**

Mission Light Rail Moulding

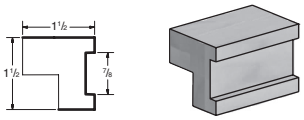

MLRM8
- Solid wood
- Available in cherry, maple and oak
- **For MDF and Thermofoil door styles, moulding is painted maple**

Shaker Light Rail Moulding

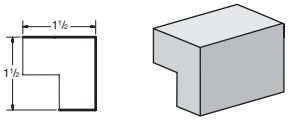

SKLRM
- Solid wood
- Available in cherry, maple and oak
- **For MDF and Thermofoil door styles, moulding is painted maple**

Small Light Rail Moulding

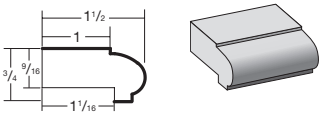

SLRM
- Solid wood
- Available in cherry, maple, oak and hickory
- **Finish techniques are not included**
- **For MDF and Thermofoil door styles, moulding is painted maple**

LIGHT RAIL MOULDING (continued)

Small Traditional Light Rail Moulding

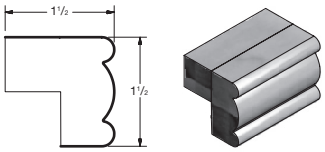

STLRM
- Solid wood
- Available in cherry, maple, oak and hickory
- **For MDF and Thermofoil door styles, moulding is painted maple**

Traditional Light Rail Moulding

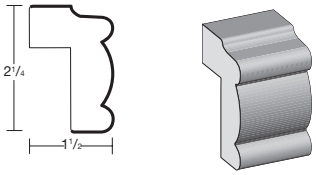

TLRM
- Solid wood
- Available in cherry, maple, oak and hickory
- **For MDF and Thermofoil door styles, moulding is painted maple**

EDGE MOULDING

Bottom Edge Moulding

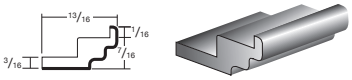

BEM
- Solid wood
- Available in cherry, maple, oak and hickory
- Used to add finished skin to bottom of cabinet
- **Finish techniques are not included**
- **For MDF and Thermofoil door styles, moulding is painted maple**

Countertop Edge Moulding Bevel

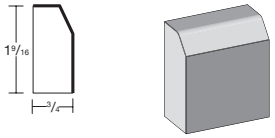

CEMB
- Solid wood
- Available in cherry, maple, oak and hickory
- **For MDF and Thermofoil door styles, moulding is painted maple**

Countertop Edge Moulding Ogee

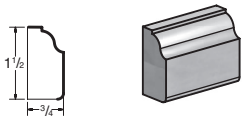

CEMO
- Solid wood
- Available in cherry, maple, oak and hickory
- **For MDF and Thermofoil door styles, moulding is painted maple**

Classic Wood Edge Moulding

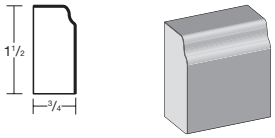

CWE
- Solid wood
- Available in cherry, maple, oak and hickory
- **For MDF and Thermofoil door styles, moulding is painted maple**

Single Bead Edge Moulding

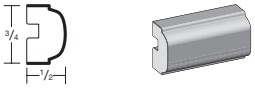

SBEM
- Solid wood
- Available in cherry, maple, oak and hickory
- **Finish techniques are not included**
- **For MDF and Thermofoil door styles, moulding is painted maple**

Finished area of moulding is illustrated on drawings by bold line. All moulding is 8' in length unless otherwise noted.

EDGE MOULDING (continued)

Triple Bead Edge Moulding



TBEM
- Solid wood
- Available in cherry, maple, oak and hickory
- **Finish techniques are not included**
- **For MDF and Thermofoil door styles, moulding is painted maple**

BASE MOULDING

Base Moulding

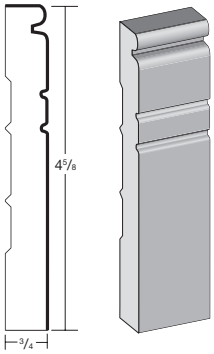

BM
- Solid wood
- Available in cherry, maple, oak and hickory
- **For MDF and Thermofoil door styles, moulding is painted maple**

Classic Base Moulding

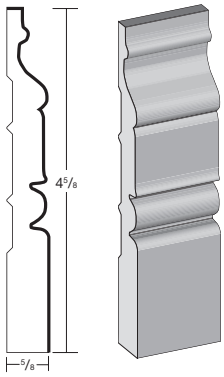

CBM
- Solid wood
- Available in cherry, maple, oak and hickory
- **For MDF and Thermofoil door styles, moulding is painted maple**

Furniture Base Moulding

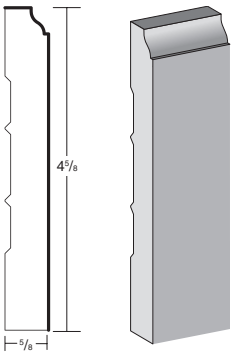

FBM
- Solid wood
- Available in cherry, maple, oak and hickory
- **For MDF and Thermofoil door styles, moulding is painted maple**

BASE MOULDING (continued)

Simple Classic Base Moulding

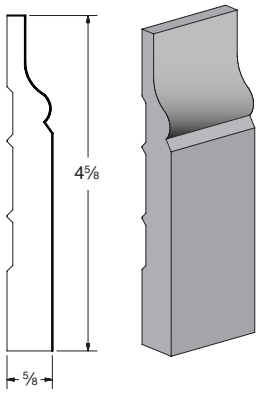

SCBM
- Solid wood
- Available in cherry, maple, oak and hickory
- **For MDF and Thermofoil door styles, moulding is painted maple**

MISCELLANEOUS MOULDING

Batten Moulding

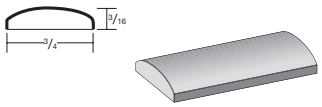

B3/4
- Solid wood
- Available in cherry, maple, oak and hickory
- **Finish techniques are not included**
- **For MDF and Thermofoil door styles, moulding is painted maple**

Diagonal Transition Moulding

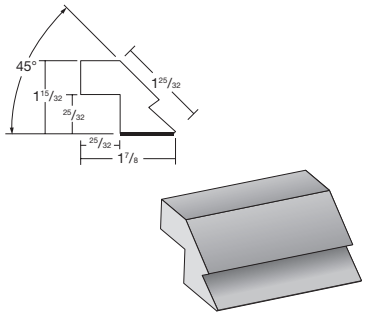

DTM
- Solid wood
- Available in cherry, maple, oak and hickory
- DTM is great for designing tall cabinets in corners
- **Finish techniques are not included**
- **For MDF and Thermofoil door styles, moulding is painted maple**

Small Wainscot Cap Moulding

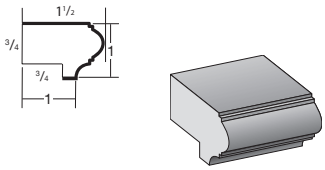

SWCM
- Solid wood
- Available in cherry, maple, oak and hickory
- **Finish techniques are not included**
- **For MDF and Thermofoil door styles, moulding is painted maple**

Universal Casing Moulding

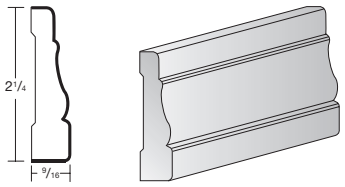

UCM
- Solid wood
- Available in cherry, maple, oak and hickory
- **For MDF and Thermofoil door styles, moulding is painted maple**

Wainscot Cap Moulding

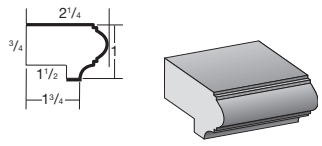

CAPM8
- Solid wood
- Available in cherry, maple, oak and hickory
- **Finish techniques are not included**
- **For MDF and Thermofoil door styles, moulding is painted maple**

Available in all finishes unless otherwise noted.
3"- 6" Cumulative tolerance allowed on all mouldings.

MISC (CORNER) MOULDING

Corner Moulding

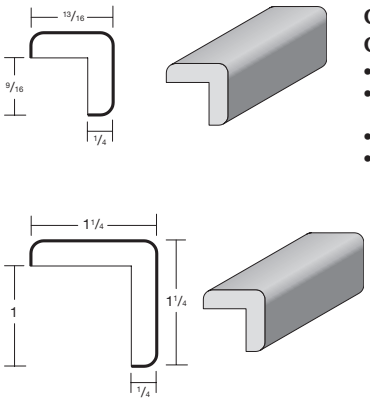

C3/4
C1 1/4
- Solid wood
- Available in cherry, maple, oak and hickory
- **Finish techniques are not included**
- **For MDF and Thermofoil door styles, moulding is painted maple**

Inside Corner Moulding

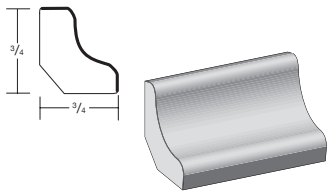

IC3/4
- Solid wood
- Available in cherry, maple, oak and hickory
- **Finish techniques are not included**
- **For MDF and Thermofoil door styles, moulding is painted maple**

Angled Inside Corner Moulding

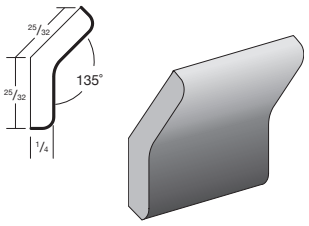

ICM8
- Solid wood
- Available in cherry, maple, oak and hickory
- **Finish techniques are not included**
- **For MDF and Thermofoil door styles, moulding is painted maple**

Large Outside Corner Moulding

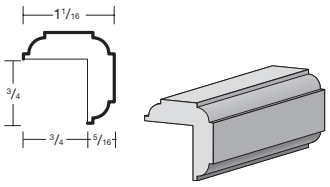

LOC
- Solid wood
- Available in cherry, maple, oak and hickory
- **Finish techniques are not included**
- **For MDF and Thermofoil door styles, moulding is painted maple**

Angled Outside Corner Moulding

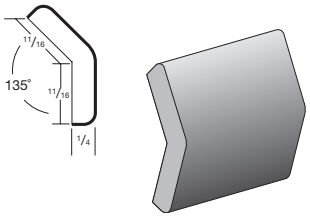

OCM8
- Solid wood
- Available in cherry, maple, oak and hickory
- **Finish techniques are not included**
- **For MDF and Thermofoil door styles, moulding is painted maple**

Traditional Inside Corner Moulding

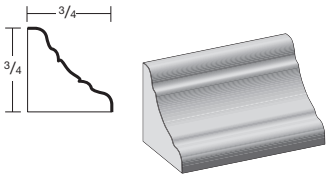

TIC3/4
- Solid wood
- Available in cherry, maple, oak and hickory
- **Finish techniques are not included**
- **For MDF and Thermofoil door styles, moulding is painted maple**

MISC (DECORATIVE) MOULDING

Decorative Panel Moulding

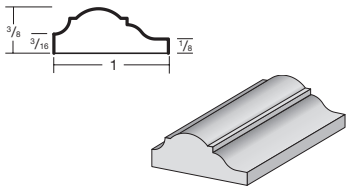

DPM
- Solid wood
- Available in cherry, maple, oak and hickory
- **Finish techniques are not included**
- **For MDF and Thermofoil door styles, moulding is painted maple**

Melrose Moulding

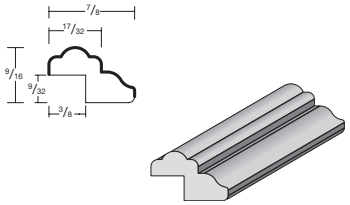

MEL8
- Solid wood
- Profile matches applied moulding on Melrose door style
- Available in cherry, maple, oak and hickory
- **Finish techniques are not included**
- **For MDF and Thermofoil door styles, moulding is painted maple**

Ogee Moulding 3/4

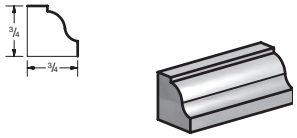

OM3/4
- Solid wood
- Available in cherry, maple, oak and hickory
- **Finish techniques are not included**
- **For MDF and Thermofoil door styles, moulding is painted maple**

MISC (FRAME) MOULDING

Decorative Frame Inserts

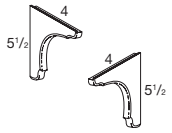

DFL
DFR
- **Must order left or right**
- **For MDF and Thermofoil door styles, insert is painted maple**

Decorative Mirror Surround Beaded

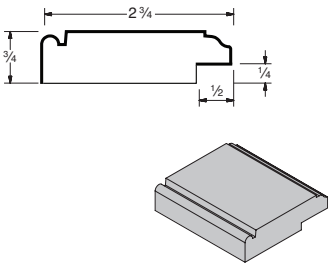

DMSB
- Solid wood
- Available in cherry, maple, oak and hickory
- **For MDF and Thermofoil door styles, moulding is painted maple**

Decorative Mirror Surround Contemporary

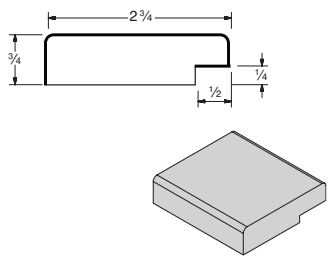

DMSC
- Solid wood
- Available in cherry, maple, oak and hickory
- **For MDF and Thermofoil door styles, moulding is painted maple**

Finished area of moulding is illustrated on drawings by bold line. All moulding is 8' in length unless otherwise noted.

MISC (FRAME) MOULDING (continued)

Decorative Mirror Surround Madison

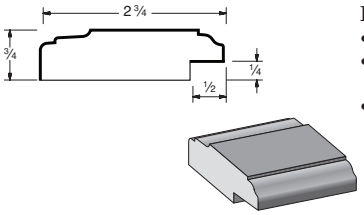

DMSM
- Solid wood
- Available in cherry, maple, oak and hickory
- **For MDF and Thermofoil door styles, moulding is painted maple**

Decorative Mirror Surround Ogee

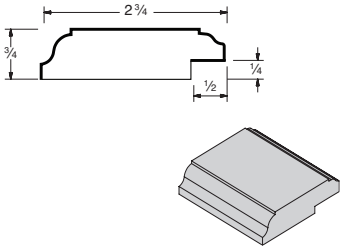

DMSO
- Solid wood
- Available in cherry, maple, oak and hickory
- **For MDF and Thermofoil door styles, moulding is painted maple**

Decorative Mirror Surround Square

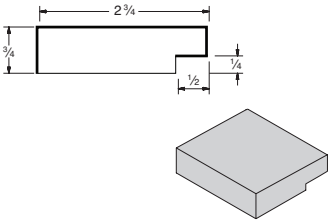

DMSS
- Solid wood
- Available in cherry, maple, oak and hickory
- **For MDF and Thermofoil door styles, moulding is painted maple**

Mirror Frame Moulding Angled

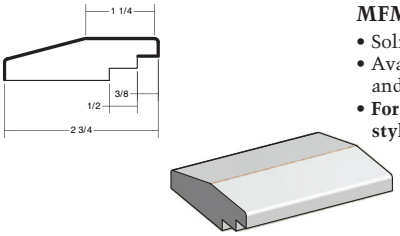

MFMA
- Solid wood
- Available in cherry, maple, oak and hickory
- **For MDF and Thermofoil door styles, moulding is painted maple**

Mirror Frame Moulding Beaded

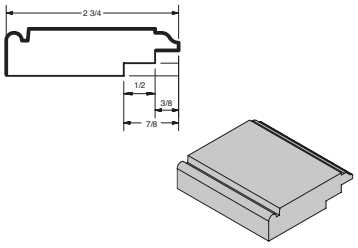

MFMB
- Solid wood
- Available in cherry, maple, oak and hickory
- **For MDF and Thermofoil door styles, moulding is painted maple**

Mirror Frame Moulding Contemporary

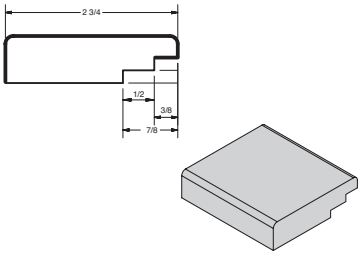

MFMC
- Solid wood
- Available in cherry, maple, oak and hickory
- **For MDF and Thermofoil door styles, moulding is painted maple**

MISC (FRAME) MOULDING (continued)

Mirror Frame Moulding Madison

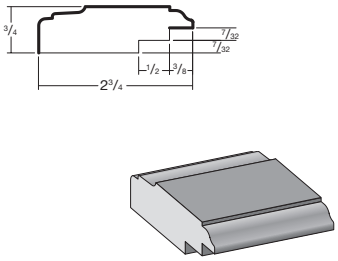

MFMM
- Solid wood
- Available in cherry, maple, oak and hickory
- **For MDF and Thermofoil door styles, moulding is painted maple**

Mirror Frame Moulding Ogee

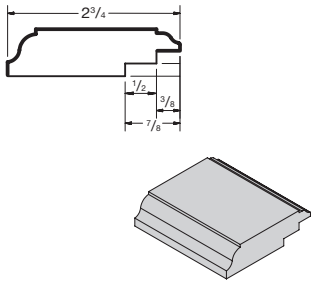

MFMO
- Solid wood
- Available in cherry, maple, oak and hickory
- **For MDF and Thermofoil door styles, moulding is painted maple**

Simple Decorative Mirror Surround Moulding

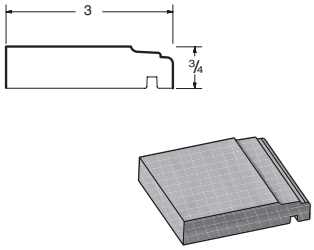

SDMSM
- Solid wood
- Available in cherry, maple, oak and hickory
- **For MDF and Thermofoil door styles, moulding is painted maple**
- **Mounting Strip sold separately**

Plate Rail

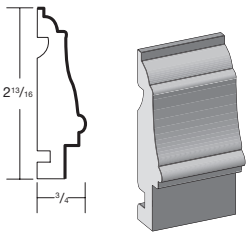

NEW CODE

PR8
- Solid wood
- Available in cherry, maple, oak and hickory
- For a more detailed décor, add a Spindle Rail to the Plate Rail
- Simply mount the Spindle Rail in the groove of the Plate Rail
- **For MDF and Thermofoil door styles, moulding is painted maple**

MISC (SCRIBE) MOULDING

Mission Scribe Moulding

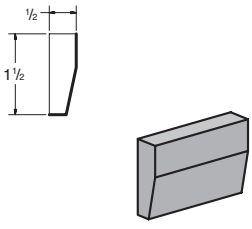

MS1 1/2
- Solid wood
- Available in cherry, maple and oak
- **For MDF and Thermofoil door styles, moulding is painted maple**

Available in all finishes unless otherwise noted.
3"- 6" Cumulative tolerance allowed on all mouldings.

MISC (SCRIBE) MOULDING (continued)

Scribe Moulding 3/4

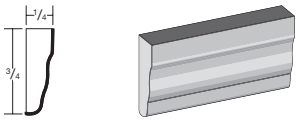

S3/4
- Solid wood
- Available in cherry, maple, oak and hickory
- **Finish techniques are not included**
- **For MDF and Thermofoil door styles, moulding is painted maple**

Scribe Moulding 1 1/4

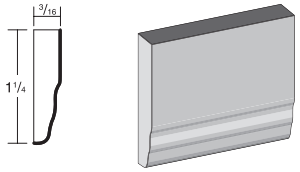

S1 1/4
- Solid wood
- Available in cherry, maple, oak and hickory
- **For MDF and Thermofoil door styles, moulding is painted maple**

Shoe Moulding

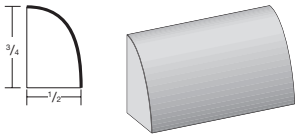

SM3/4
- Solid wood
- Available in cherry, maple, oak and hickory
- **Finish techniques are not included**
- **For MDF and Thermofoil door styles, moulding is painted maple**

Simple Scribe Moulding

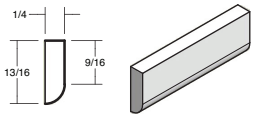

SSM3/4
- Solid wood
- Available in cherry, maple, oak and hickory
- **Finish techniques are not included**
- **For MDF and Thermofoil door styles, moulding is painted maple**

MISC SPINDLE

Spindle Rail

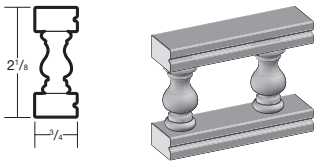

SR
- Solid wood
- **Finish techniques are not included**
- **For MDF and Thermofoil door styles, moulding is painted maple**

Spindle Rail Post

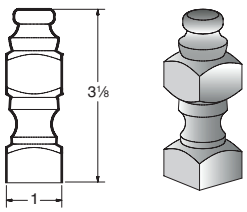

SRP
- Solid wood
- **Finish techniques are not included**
- **For MDF and Thermofoil door styles, moulding is painted maple**

MISC (SPLIT) MOULDING

Fluted Split Spindle

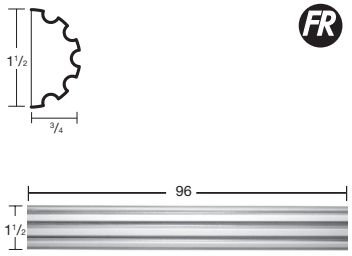

FSS
- 96″ Length
- Trimmable
- Available in solid cherry, maple, oak and hickory
- **For MDF and Thermofoil door styles, moulding is painted maple**

Rope Split Spindle

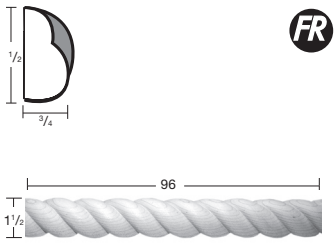

RPSS
- 96″ Length
- Trimmable
- Available in solid cherry, maple, oak and hickory
- **For MDF and Thermofoil door styles, moulding is painted maple**

Rounded Split Spindle

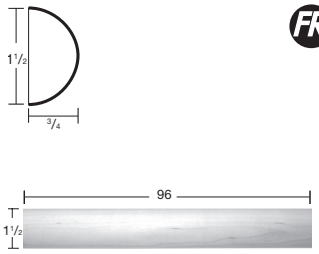

RSS
- 96″ Length
- Trimmable
- Available in solid cherry, maple, oak and hickory
- **For MDF and Thermofoil door styles, moulding is painted maple**

Center Split Spool



CSS
- 1″ Thick
- Available in solid cherry, maple, oak and hickory
- **For MDF and Thermofoil door styles, moulding is painted maple**

Split Spool



SS
- 1¼″ Thick
- Available in solid cherry, maple, oak and hickory
- **For MDF and Thermofoil door styles, moulding is painted maple**

Split Plinth Block



SPB
- 1″ Thick
- Available in solid cherry, maple, oak and hickory
- **For MDF and Thermofoil door styles, turning is painted maple**

Finished area of moulding is illustrated on drawings by bold line. All moulding is 8′ in length unless otherwise noted.

LEGS (TABLE)

Classic Decorative Legs



Split

CDL234
SCDL234 (Split)
- Available in cherry, maple and oak
- Oak is substituted for hickory
- **Function Ready only applies to Split Leg**
- **For MDF and Thermofoil door styles, leg is painted maple**

Classic Fancy Legs

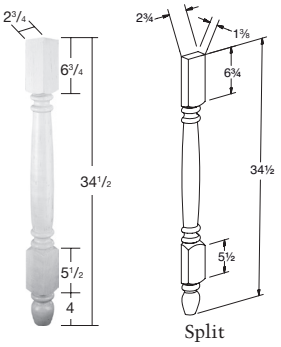

Split

CFL334
SCFL334 (Split)
- Available in cherry, maple, oak and hickory
- **For MDF and Thermofoil door styles, leg is painted maple**

Country Table Legs

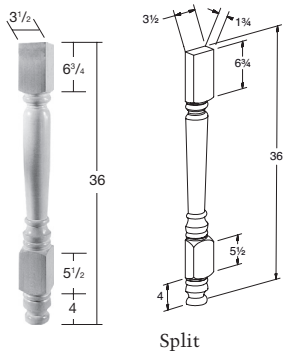

Split

CTL
SCTL (Split)
- Available in cherry, maple, oak and hickory
- **For MDF and Thermofoil door styles, leg is painted maple**

Designer Classic Leg

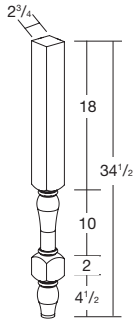

DCL334
- Available in cherry, maple, oak and hickory
- **For MDF and Thermofoil door styles, leg is painted maple**

LEGS (TABLE) (continued)

Fluted Decorative Legs



Split

FDL234
SFDL234 (Split)
- Available in cherry, maple and oak
- Oak is substituted for hickory
- **Function Ready only applies to Split Leg**
- **For MDF and Thermofoil door styles, leg is painted maple**

Fluted Fancy Legs

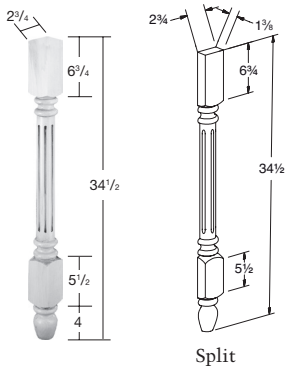

Split

FFL334
SFFL334 (Split)
- Available in cherry, maple, oak and hickory
- **For MDF and Thermofoil door styles, leg is painted maple**

Reeded Decorative Legs

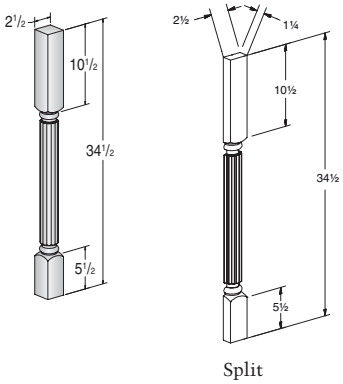

Split

RDDL234
SRDDL234 (Split)
- Available in cherry and maple
- **For MDF and Thermofoil door styles, leg is painted maple**

Rope Decorative Legs

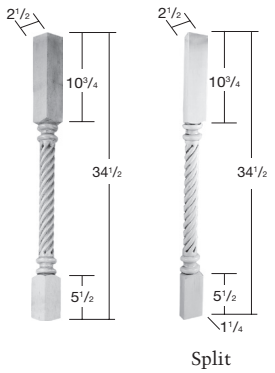

Split

RDL234
SRDL234 (Split)
- Available in cherry, maple and oak
- Oak is substituted for hickory
- **Function Ready only applies to Split Leg**
- **For MDF and Thermofoil door styles, leg is painted maple**

Available in all finishes unless otherwise noted.
3"- 6" Cumulative tolerance allowed on all mouldings.

Rope Fancy Legs

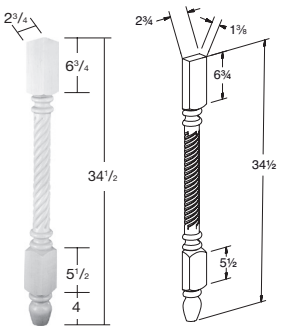

Split

RFL334
SRFL334 (Split)
- Available in cherry, maple, oak and hickory
- **For MDF and Thermofoil door styles, leg is painted maple**

Shaker Decorative Legs

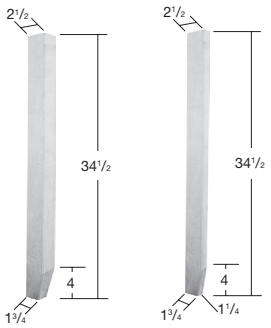

Split

SDL234
SSDL234 (Split)
- Available in cherry, maple, oak and hickory
- **Function Ready only applies to Split Leg**
- **For MDF and Thermofoil door styles, leg is painted maple**

Shaker Fancy Legs

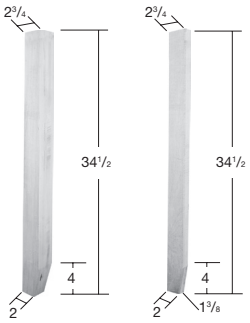

Split

SFL334
SSFL334 (Split)
- Available in cherry, maple, oak and hickory
- **For MDF and Thermofoil door styles, leg is painted maple**

Stainless Round Leg

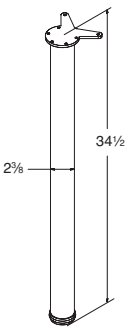

SRL
- Brushed stainless steel
- Mounting hardware and adjustment levelers included

Chunky Classic Table Legs

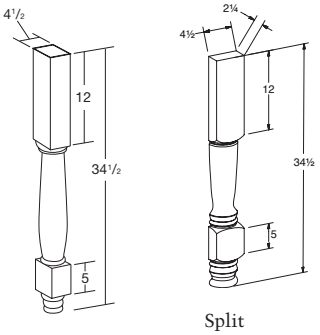

Split

CCTL434
SCCTL434 (Split)
- Available in cherry, maple, oak and hickory
- **For MDF and Thermofoil door styles, leg is painted maple**

Chunky Fluted Table Legs

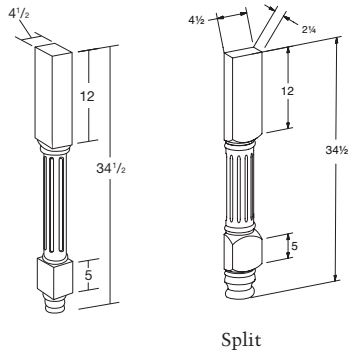

Split

CFTL434
SCFTL434 (Split)
- Available in cherry, maple, oak and hickory
- **For MDF and Thermofoil door styles, leg is painted maple**

Chunky Mission Table Leg

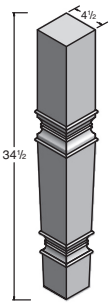

CMTL434
- Available in cherry, maple and oak
- **For MDF and Thermofoil door styles, leg is painted maple**

Chunky Reeded Table Legs

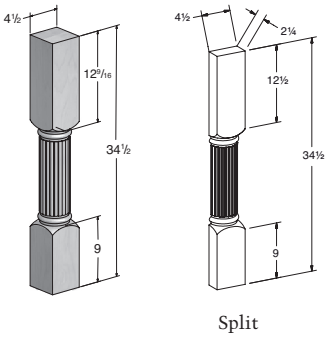

Split

CRDTL434
SCRDTL434 (Split)
- Available in cherry and maple
- **For MDF and Thermofoil door styles, leg is painted maple**

Finished area of moulding is illustrated on drawings by bold line. All moulding is 8' in length unless otherwise noted.

LEGS (TABLE) (continued)

Chunky Rope Table Legs

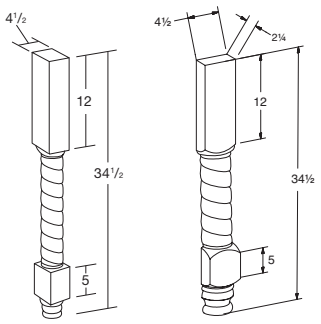

Split

CRTL434
SCRTL434 (Split)
- Available in cherry, maple, oak and hickory
- **For MDF and Thermofoil door styles, leg is painted maple**

Chunky Shaker Table Legs

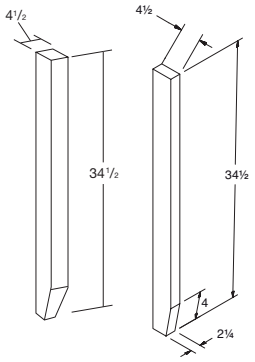

Split

CSTL434
SCSTL434 (Split)
- Available in cherry, maple, oak and hickory
- **For MDF and Thermofoil door styles, leg is painted maple**

LEGS (TALL)

Classic Decorative Tall Legs

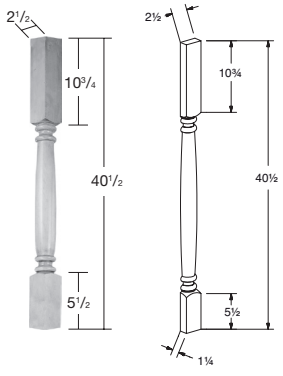

Split

CDTL240
SCDTL240 (Split)
- Available in cherry, maple, oak and hickory
- **For MDF and Thermofoil door styles, leg is painted maple**

Classic Fancy Legs

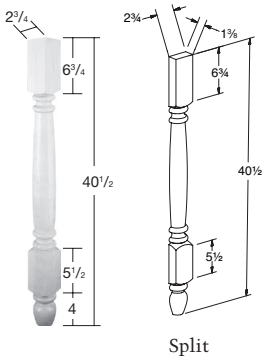

Split

CFL340
SCFL340 (Split)
- Available in cherry, maple, oak and hickory
- **For MDF and Thermofoil door styles, leg is painted maple**

LEGS (TALL) (continued)

Designer Classic Leg

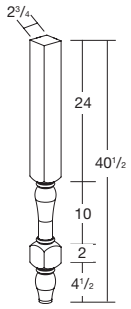

DCL340
- Available in cherry, maple, oak and hickory
- **For MDF and Thermofoil door styles, leg is painted maple**

Fluted Decorative Legs



Split

FDL240
SFDL240 (Split)
- Available in cherry, maple and oak
- Oak is substituted for hickory
- **For MDF and Thermofoil door styles, leg is painted maple**

Fluted Fancy Legs

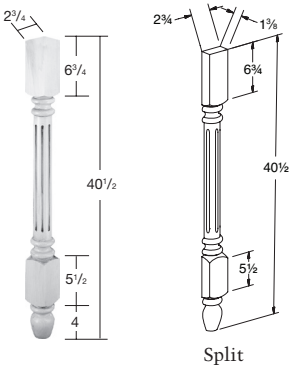

Split

FFL340
SFFL340 (Split)
- Available in cherry, maple, oak and hickory
- **For MDF and Thermofoil door styles, leg is painted maple**

Reeded Decorative Legs

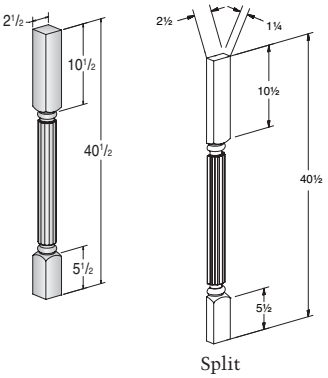

Split

RDDL240
SRDDL240 (Split)
- Available in cherry and maple
- **For MDF and Thermofoil door styles, leg is painted maple**

Available in all finishes unless otherwise noted.
3"- 6" Cumulative tolerance allowed on all mouldings.

Rope Decorative Legs



Split

RDL240
SRDL240 (Split)
- Available in cherry, maple and oak
- Oak is substituted for hickory
- **For MDF and Thermofoil door styles, leg is painted maple**

Rope Fancy Legs

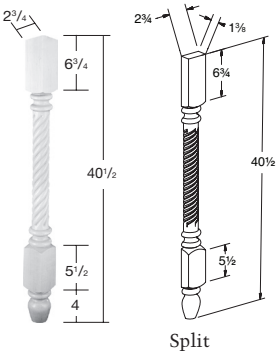

Split

RFL340
SRFL340 (Split)
- Available in cherry, maple, oak and hickory
- **For MDF and Thermofoil door styles, leg is painted maple**

Shaker Decorative Legs

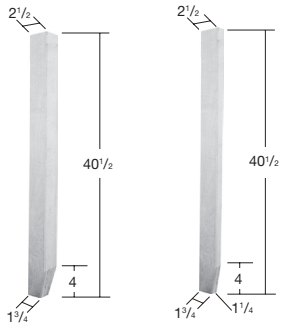

Split

SDL240
SSDL240 (Split)
- Available in cherry, maple, oak and hickory
- **For MDF and Thermofoil door styles, leg is painted maple**

Shaker Fancy Legs

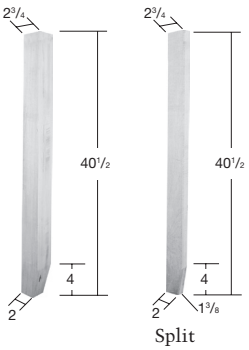

Split

SFL340
SSFL340 (Split)
- Available in cherry, maple, oak and hickory
- **For MDF and Thermofoil door styles, leg is painted maple**

Chunky Classic Tall Legs

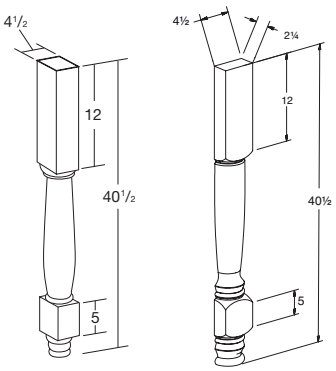

Split

CCTL440
SCCTL440 (Split)
- Available in cherry, maple, oak and hickory
- **For MDF and Thermofoil door styles, leg is painted maple**

Chunky Fluted Tall Legs

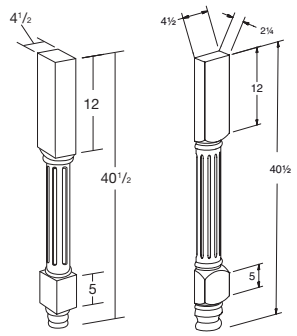

Split

CFTL440
SCFTL440 (Split)
- Available in cherry, maple, oak and hickory
- **For MDF and Thermofoil door styles, leg is painted maple**

Chunky Mission Tall Leg

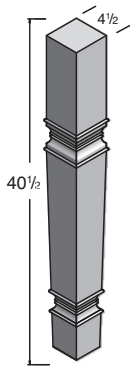

CMTL440
- Available in cherry, maple and oak
- **For MDF and Thermofoil door styles, leg is painted maple**

Chunky Reeded Table Legs

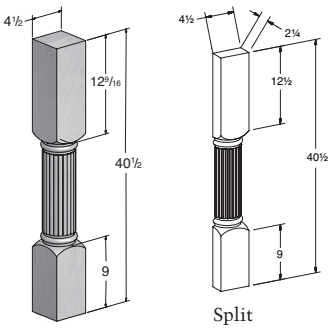

Split

CRDTL440
SCRDTL440 (Split)
- Available in cherry and maple
- **For MDF and Thermofoil door styles, leg is painted maple**

Finished area of moulding is illustrated on drawings by bold line. All moulding is 8' in length unless otherwise noted.

LEGS (TALL) (continued)

Chunky Rope Table Legs

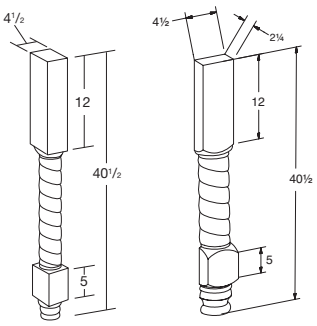

Split

CRTL440
SCRTL440 (Split)
- Available in cherry, maple, oak and hickory
- **For MDF and Thermofoil door styles, leg is painted maple**

Chunky Shaker Table Legs

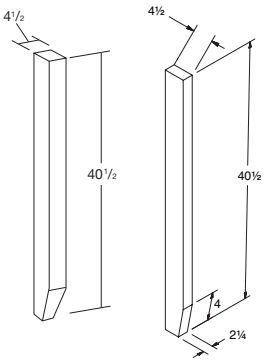

Split

CSTL440
SCSTL440 (Split)
- Available in cherry, maple, oak and hickory
- **For MDF and Thermofoil door styles, leg is painted maple**

LEGS (POST)

Fluted Square Post



FSP
- Solid wood
- Available in cherry, maple, oak and hickory
- Trimmable
- **For MDF and Thermofoil door styles, post is painted maple**

Mission Square Post (4 Sided)

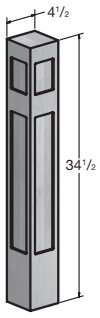

MSP
- Carved solid wood
- Available in cherry, maple and oak
- **For MDF and Thermofoil door styles, post is painted maple**

LEGS (POST) (continued)

Square Post



SP30W **SP28D**
SP36W **SP31V**
SP39W **SP34B**
SP42W **SP84T**
SP48W **SP90T**
SP54W **SP93T**
SP57W **SP96T**
SP60W
- Solid wood
- Available in cherry, maple, oak and hickory
- Trimmable
- **For MDF and Thermofoil door styles, post is painted maple**

FEET

Acanthus Leg

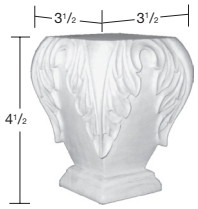

ACL
- Available in cherry and maple
- **For MDF and Thermofoil door styles, leg is painted maple**

Aluminum Square Foot



ASF
- Matte aluminum finish

Chunky Bun Leg

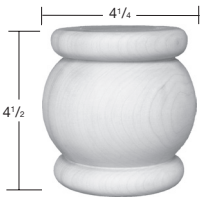

CBL
- Available in cherry, maple and oak
- Oak is substituted for hickory
- **For MDF and Thermofoil door styles, leg is painted maple**

Classic Foot

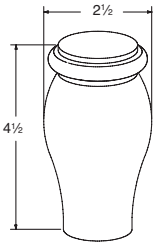

CLF
- Available in cherry, maple, oak and hickory
- **For MDF and Thermofoil door styles, leg is painted maple**

Available in all finishes unless otherwise noted.
3"- 6" Cumulative tolerance allowed on all mouldings.

FEET (continued)

Corner Foot



CRFT
- Available in cherry, maple, and oak
- Oak is substituted for hickory
- Top not finished
- **For MDF and Thermofoil door styles, foot is painted maple**

Corner Foot Valance

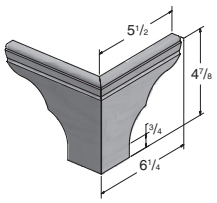

CFV
- Available in cherry, maple, oak and hickory
- Top not finished
- **For MDF and Thermofoil door styles, foot is painted maple**

Cove Leg



CVLEG
- Available in cherry, maple and oak
- Oak is substituted for hickory
- **For MDF and Thermofoil door styles, leg is painted maple**

Decorative Mission Foot

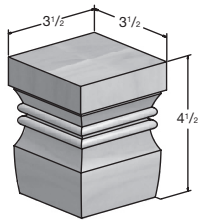

DMF
- Carved solid wood
- Available in cherry, maple and oak
- **For MDF and Thermofoil door styles, foot is painted maple**

Medium Squat Leg



MSL
- Available in cherry, maple and oak
- Oak is substituted for hickory
- **For MDF and Thermofoil door styles, leg is painted maple**

Queen Anne Leg



QAL
- Available in cherry, maple and oak
- Oak is substituted for hickory
- **For MDF and Thermofoil door styles, leg is painted maple**

FEET (continued)

Reeded Bun Foot



RDBF
- Carved solid wood
- Available in cherry and maple
- **For MDF and Thermofoil door styles, foot is painted maple**

Shaker Leg

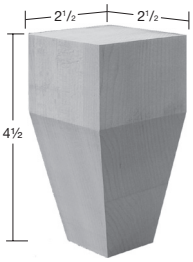

SL
- Tapered on 2 sides
- Available in cherry, maple and oak
- Oak is substituted for hickory
- **For MDF and Thermofoil door styles, leg is painted maple**

Simple Bun Foot

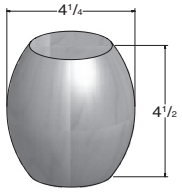

SBF
- Available in cherry, maple and oak
- **For MDF and Thermofoil door styles, foot is painted maple**

Simple Mission Foot

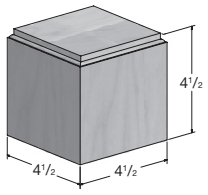

SMF
- Carved solid wood
- Available in cherry, maple and oak
- **For MDF and Thermofoil door styles, foot is painted maple**

Stainless Angle Foot



SAF
- Brushed stainless steel
- Adjustment levelers included

Stainless Curved Foot

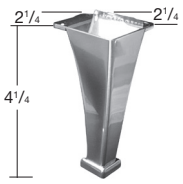

SCF
- Brushed stainless steel

Finished area of moulding is illustrated on drawings by bold line. All moulding is 8' in length unless otherwise noted.

FEET (continued)

Stainless Leg Round Small



SLRS
- Brushed stainless steel
- Adjustment levelers included

Straight Foot Valance

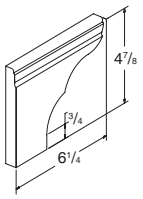

Left Shown

SFTVL
SFTVR
- **Must order left or right**
- Available in cherry, maple, oak and hickory
- Top not finished
- **For MDF and Thermofoil door styles, foot is finished maple**

Tulip Leg



TL
- Available in cherry, maple and oak
- Oak is substituted for hickory
- **For MDF and Thermofoil door styles, leg is painted maple**

Woven Leg



WVNL
- Available in cherry and maple
- **For MDF and Thermofoil door styles, leg is painted maple**

CORBELS

Acanthus Corbels



CBLAN (Narrow)
- Carved solid wood
- Available in cherry, maple and oak
- Oak is substituted for hickory
- **For MDF and Thermofoil door styles, corbel is painted maple**

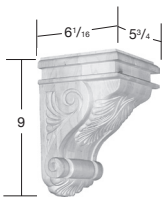

CBLAM (Medium)
- Carved solid wood
- Available in cherry, maple and oak
- Oak is substituted for hickory
- **For MDF and Thermofoil door styles, corbel is painted maple**



CBLAS (Small)
- Carved solid wood
- Available in cherry, maple and oak
- Oak is substituted for hickory
- **For MDF and Thermofoil door styles, corbel is painted maple**

CORBELS (continued)

Cove Corbels

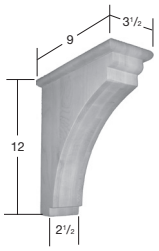

CBLCVL (Large)
- Carved solid wood
- Available in cherry, maple and oak
- Oak is substituted for hickory
- **For MDF and Thermofoil door styles, corbel is painted maple**



CBLCVM (Medium)
- Carved solid wood
- Available in cherry, maple and oak
- Oak is substituted for hickory
- **For MDF and Thermofoil door styles, corbel is painted maple**

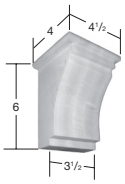

CBLCVS (Small)
- Carved solid wood
- Available in cherry, maple and oak
- Oak is substituted for hickory
- **For MDF and Thermofoil door styles, corbel is painted maple**

Grape Corbels



CBLGPN (Narrow)
- Carved solid wood
- Available in cherry, maple and oak
- Oak is substituted for hickory
- **For MDF and Thermofoil door styles, corbel is painted maple**



CBLGPM (Medium)
- Carved solid wood
- Available in cherry, maple and oak
- Oak is substituted for hickory
- **For MDF and Thermofoil door styles, corbel is painted maple**



CBLGPS (Small)
- Carved solid wood
- Available in cherry, maple and oak
- Oak is substituted for hickory
- **For MDF and Thermofoil door styles, corbel is painted maple**

Grape and Leaf Corbel



CBLLFGPL (Large)
- Carved solid wood
- Available in cherry, maple and oak
- Oak is substituted for hickory
- **For MDF and Thermofoil door styles, corbel is painted maple**

Available in all finishes unless otherwise noted.
3"- 6" Cumulative tolerance allowed on all mouldings.

Mission Corbels



CBLMN (Narrow)
- Carved solid wood
- Available in cherry, maple and oak
- **For MDF and Thermofoil door styles, corbel is painted maple**

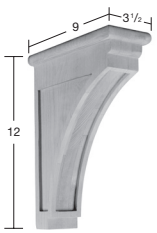

CBLML (Large)
- Carved solid wood
- Available in cherry, maple and oak
- **For MDF and Thermofoil door styles, corbel is painted maple**

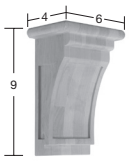

CBLMM (Medium)
- Carved solid wood
- Available in cherry, maple and oak
- **For MDF and Thermofoil door styles, corbel is painted maple**

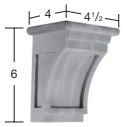

CBLMS (Small)
- Carved solid wood
- Available in cherry, maple and oak
- **For MDF and Thermofoil door styles, corbel is painted maple**

Olive Leaf Corbels



CBLOLL (Large)
- Carved solid wood
- Available in cherry and maple
- **For MDF and Thermofoil door styles, corbel is painted maple**



CBLOLM (Medium)
- Carved solid wood
- Available in cherry and maple
- **For MDF and Thermofoil door styles, corbel is painted maple**



CBLOLS (Small)
- Carved solid wood
- Available in cherry and maple
- **For MDF and Thermofoil door styles, corbel is painted maple**

CORBELS (continued)

Traditional Corbels

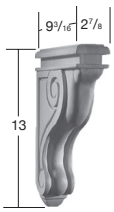

CBLTN (Narrow)
- Carved solid wood
- Available in cherry, maple and oak
- Oak is substituted for hickory
- **For MDF and Thermofoil door styles, corbel is painted maple**



CBLTM (Medium)
- Carved solid wood
- Available in cherry, maple and oak
- Oak is substituted for hickory
- **For MDF and Thermofoil door styles, corbel is painted maple**



CBLTS (Small)
- Carved solid wood
- Available in cherry, maple and oak
- Oak is substituted for hickory
- **For MDF and Thermofoil door styles, corbel is painted maple**

Woven Corbels

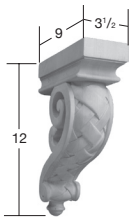

CBLWVL (Large)
- Carved solid wood
- Available in cherry and maple
- **For MDF and Thermofoil door styles, corbel is painted maple**



CBLWVN (Narrow)
- Carved solid wood
- Available in cherry and maple
- **For MDF and Thermofoil door styles, corbel is painted maple**



CBLWVM (Medium)
- Carved solid wood
- Available in cherry and maple
- **For MDF and Thermofoil door styles, corbel is painted maple**



CBLWVS (Small)
- Carved solid wood
- Available in cherry and maple
- **For MDF and Thermofoil door styles, corbel is painted maple**

Finished area of moulding is illustrated on drawings by bold line. All moulding is 8' in length unless otherwise noted.

ONLAYS

Acanthus Trim Onlay



ONLAYACT
- 2 Stamped plywood carvings included
- Available in cherry, maple and oak
- Oak is substituted for hickory
- **Finish techniques are not included**
- **For MDF and Thermofoil door styles, onlay is painted maple**

Acanthus Onlay



ONLAYAC
- Stamped plywood carving
- **Birch is substituted for all species**
- **Finish techniques are not included**
- **For MDF and Thermofoil door styles, onlay is painted birch**

Large Acanthus Onlay



ONLAYAH
- Carved solid cherry, maple and oak
- Oak is substituted for hickory
- **For MDF and Thermofoil door styles, onlay is painted maple**

Corinthian Onlay

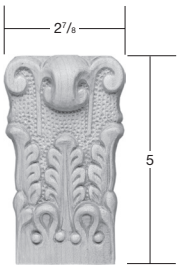

ONLAYCP
- Carved solid cherry, maple or beech
- Beech is substituted for oak and hickory
- **For MDF and Thermofoil door styles, onlay is painted maple**

Large Corinthian Onlay

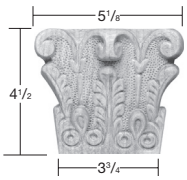

ONLAYCPLG
- Carved solid cherry or maple only
- **For MDF and Thermofoil door styles, onlay is painted maple**

Small Grape Onlay

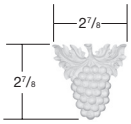

ONLAYGPS
- Carved solid wood
- Available in cherry, maple and oak
- Oak is substituted for hickory
- **For MDF and Thermofoil door styles, onlay is painted maple**

ONLAYS (continued)

Medium Grape Onlay

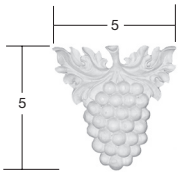

ONLAYGPM
- Carved solid wood
- Available in cherry, maple and oak
- Oak is substituted for hickory
- **For MDF and Thermofoil door styles, onlay is painted maple**

Large Grape Onlay

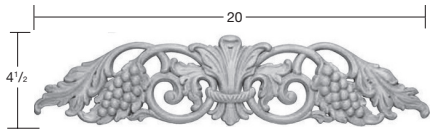

ONLAYGPL
- Carved solid wood
- Available in cherry, maple and oak
- Oak is substituted for hickory
- **For MDF and Thermofoil door styles, onlay is painted maple**

Large Olive Leaf Onlay



ONLAYOLL
- Carved solid wood
- Available in cherry and maple
- **For MDF and Thermofoil door styles, onlay is painted maple**

Starburst Onlay



ONLAYSB
- Stamped plywood carving
- Available in cherry, maple, oak and hickory
- **Finish techniques are not included**
- **For MDF and Thermofoil door styles, onlay is painted maple**

Large Woven Onlay



ONLAYWV
- Carved solid wood
- Available in cherry and maple only
- **For MDF and Thermofoil door styles, onlay is painted maple**

Available in all finishes unless otherwise noted.
3"- 6" Cumulative tolerance allowed on all mouldings.

PLINTHS & ROSETTES

Plinths

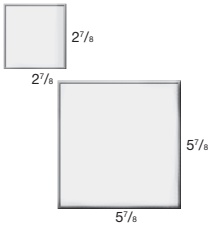

P3
P6
- ¾″ Solid wood
- Finished front and four edges
- Available in cherry, maple, oak and hickory
- **For MDF and Thermofoil door styles, plinth is painted maple**

Rosettes

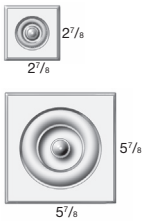

R3
R6
- ¾″ Thick
- Solid wood
- Available in cherry, maple, oak and hickory
- **For MDF and Thermofoil door styles, rosette is painted maple**

Floral Rosette

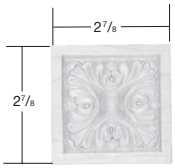

FR3
- Available in cherry and maple
- **For MDF and Thermofoil door styles, rosette is painted maple**

Mission Rosettes



MR3
MR6
- ¾″ Thick
- Solid wood
- Available in cherry, maple and oak
- **For MDF and Thermofoil door styles, rosette is painted maple**

Olive Leaf Rosette



OLR3
- Carved solid wood
- Available in cherry and maple
- **For MDF and Thermofoil door styles, rosette is painted maple**

Woven Rosettes

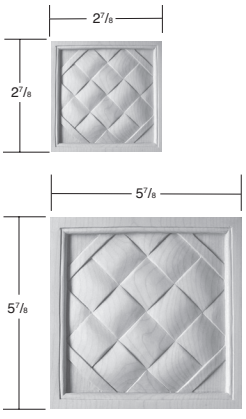

WVR3
WVR6
- Carved solid wood
- Available in cherry and maple
- **For MDF and Thermofoil door styles, rosette is painted maple**

NOTES

Finished area of moulding is illustrated on drawings by bold line. All moulding is 8′ in length unless otherwise noted.

Designs of distinction®
by Brown Wood, Inc.
est. 1927



Choose from a unique selection of over 500 decorative corbels, capitals, moldings, corner posts, island posts, mantels, appliqués, rosettes, custom woodcarvings, and other decorative architectural components with Brown Wood, Inc.!

Brown Wood Inc. has been supplying fine quality, Made In America, custom components for more than 85 years. Our work with custom manufacturers in furniture, store fixture, and consumer products has allowed us to be at the forefront of the ever changing design world.



In 1998, we realized that there was a need for high quality decorative wood elements for the Kitchen and Bath markets. Design was changing. Consumers wanted layered finishes, varied heights and depths, islands the size of their old kitchen, mouldings that matched their doors and corbels for their custom hoods. Seeing the need, we created Designs of Distinction®, a premier line of decorative wood accessories.

In the last 15 years, the Designs of Distinction® line has grown from 100 decorative elements to more than 3,500 components, all available for immediate shipment. These components make up our 30 designer collections.

Each collection evokes a certain mood. Warmth and hospitality are the highlights of some of our traditional collections including our English Estate and Classic Revival collections, while simple elegance is the key to the Arts and Crafts, Simplicity, and Shaker collections. The exacting detail and refined carvings of the Infinity, Celtic and Nouveau collections define graciousness and hospitality, while the detail of the tapered cuts in the Palladian and Pinnacle collections feature classic simplicity, and restrained graciousness. Our Baroque and Empire collections meld the warmth of wood with the strength of iron and our Bungalow collection features the understated style of Art Nouveau.







Our latest achievements include the addition of our Brilliance Collection featuring our Patent Pending Light Ready Light Rail™. Designed for use with both framed and frameless cabinetry, you can choose to light a kitchen with task or ambient lighting by applying the LED to either the 45 or 90 degree precut angle. The Brilliance Collection includes carved inserts for our Light Ready Light Rail™ and crown moulding that match 21 of our designer collections. Each designer collection includes table, island and bar height columns with corbels, onlays, bun feet, mouldings and various trim rounding out the collections.

You will now have the ability to choose from their extensive Designs of Distinction catalog and add items to your order for finishing here at Wellborn. Items will be available to order in Cherry, Maple, Oak and Hickory depending on item selection. All applicable colors and finish techniques available for each species in your chosen Wellborn brand will be available.

Ordering Guidelines:

Click on the WAY site and place your orders today in Direct Connect...just one kitchen at a time!

To order, go to WAY and access Direct Connect. Follow the instructions listed below:

1. Create an Order in Direct Connect by clicking on Standard, following on normal Admin and Header procedures and then click on the green plus sign at the bottom left of the Line Item screen.
2. Browse the Brown Wood product offering from their Designs of Distinction catalog and enter the item of your choice (Please note Wellborn will only finish items in the following wood species: Cherry, Maple, Hickory and Oak).
3. Preview item and pricing, make your selection, and then add to order.
4. Submit your order following the usual procedures.
5. Lead times will be adjusted in real time to reflect product availability from Brown Wood when necessary.





Finished Brown Wood components will ship on your Wellborn truck or UPS.

Note: Brown Wood items are not available on Rush.





ART FOR EVERYDAY™.

Architectural Woodcarvings

Choose from a unique selection of over 750 decorative corbels, capitals, moldings, corner posts, island posts, mantels, appliqués, rosettes, custom woodcarvings, and other decorative architectural components with ART FOR EVERYDAY!



Art for Everyday is an architectural wood carving company that create high quality, timeless woodcarvings, providing innovative design details to designers, architects and cabinetry companies. Driven by a commitment to originality, they offer their clients a selection of 750 ready-to-ship products as well as their unique ability to bring design visions to life with custom craving and applications. For AFE, your input is key many of their creations. AFE's products encourage creative freedom by allowing their clients to compose their own custom combination's using the finest materials and uppermost standards of craftsmanship. AFE's staff is passionate about the blend of art and architecture that encompasses all their products.





A Quality Story

Carvings are made from solid wood blocks giving every final piece not only an aesthetic advantage for color matching, but a structural advantage as well. AFE's color matching process is very precise and efficient as they only cut from small amounts of blocks at a time. Woods include species such as Maple, Cherry, Oak and Hickory. They use the best hard maple in the world sourced from environmentally managed forests in North America.

Master Carvers

At AFE their experienced, international wood carvers respond to the designer's vision with traditional or contemporary architectural carvings that are elegant, functional and lasting. Decades worth of knowledge are ingrained on each piece, their attention to detail and expertise facilitate in making Art For Everyday's collections synonymous with world class quality. A dedicated team will make your projects come to life.



So what does your next project involve? Think of it as a beautiful challenge and visit Art For Everyday on Wellborn And You by looking under Services.



ORDERING GUIDELINES:

Click on the WAY site and place your orders today in Direct Connect...just one kitchen at a time!

To order, go to WAY and access Direct Connect. Follow the instructions listed below:

1. Create an Order in Direct Connect by clicking on Standard, following on normal Admin and Header procedures and then click on the green plus sign at the bottom left of the Line Item screen.
2. Browse the AFE catalog and enter the item of your choice (Please note, Wellborn will only finish items in the following wood species: Cherry, Maple, Hickory and Oak).
3. Preview item and pricing, make your selection and then add to order.
4. Submit your order following the usual procedures.
5. Lead times will be adjusted in real time to reflect product availability from AFE when necessary.
6. Finished AFE components will ship on your Wellborn truck or UPS.

Note: *Art For Everyday is not available on Rush.*

Sunny | Puck Light

LED 12vDC





Finishes

Our Most Popular Puck Light, Updated.

We've taken our Sunny Puck Lights and updated them for 2016. Featuring an optically enhanced lens with highly efficient LEDs Sunny remains the best performance to value ratio in the industry. Available in Warm White Color Temperature with Black, White, Chrome, Nickel and Oil Rubbed Bronze finishes.

Product Features

- Available in Warm White 3000K
- 1.3W 90 Lumens
- 12Vdc Low Voltage
- Class II with Plug & Play connectivity
- New Optically Enhanced Lensing
- Available in Kitted Versions
- The Most Versatile Puck Light
- Mounts with 58mm (2 9/32") Hole

Code	List Price	F	3-Pc Code	List Price	5-Pc Code	List Price
C4637	$83	Black	C4608	$269	C4613	$434
C4638	$83	White	C4609	$269	C4614	$434
C4639	$83	ORB	C4610	$269	C4615	$434
C4640	$83	Chrome	C4611	$269	C4616	$434
C4641	$83	Nickel	C4612	$269	C4617	$434

Acc.	List Price	Item
C4627	$10	Extension Cable 1M (39 3/8")
C4628	$15	Extension Cable 2M (78")
C4601	$90	12V 30W Driver w/ 12 Port Mini-D
C4605	$186	Bali Switch Touch/Dim w/ 12 Way Dist.
C4606	$186	Malindi Switch Touch/Dim w/ 12 Way Dist.

Photometrics

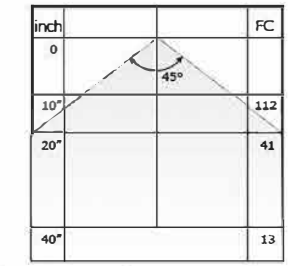

Lumen	95	Lm/W	89	CRI	>80

Dimensions

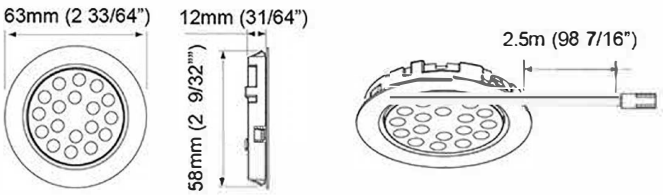

Nube | Puck Light





No-Diode Look in the Smallest Package

We've taken Moonlight and made it smaller, introducing Nube. Mounts recessed in a 35mm or 58mm hole and features our no-diode look opaque lens. Available in Nickel finishes. Surface Trim Ring is optional.

Product Features

- Available in Warm White 3000K
- 1.8W 90 Lumens for 35mm Version
- 2.5W 150 Lumens for 58mm Version
- 12Vdc Low Voltage
- Class II with Plug & Play connectivity
- Available Surface Trim Ring
- Mounts with 35mm (1 3/8") or 58mm (2 9/32") Hole

Code	List Price	F	Dia.	Lumen
C4689	$30	Nickel	35mm	90
C4691	$36	Nickel	58mm	150

Spacer

C4690	$3	Nickel	35mm
C4692	$4	Nickel	58mm

Photometrics

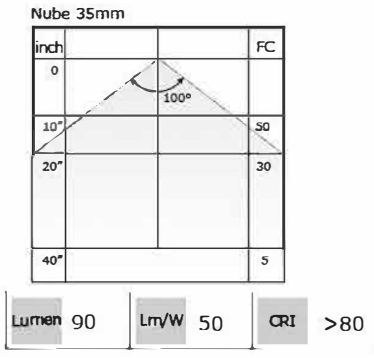

Lumen	90	Lm/W	50	CRI	>80

Dimensions

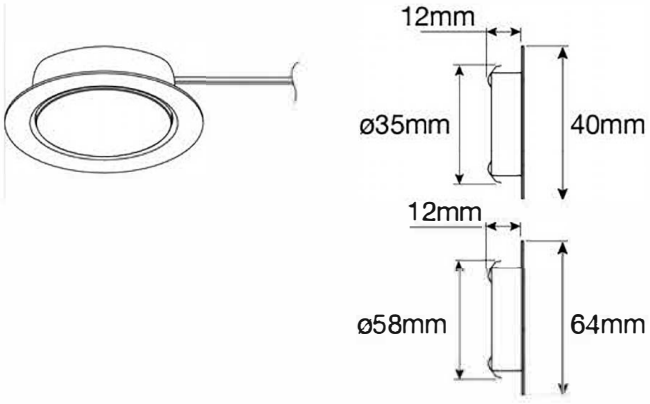

Nova Plus | Puck Light





The Brightest Puck Light in the Industry

Nova Plus offers the Brightest Puck in the Industry producing 220 Lumens at 3.2W. We've increased its versatility by offering our Emotion Color-Changing White Technology. Available in Stainless Steel finishes. Surface Trim Ring is optional. Also available in Kits.

Product Features

- Available in Warm White 3000K or Emotion
- 3.2W 220 Lumens
- 12Vdc Low Voltage
- Class II with Plug & Play connectivity
- Available Surface Trim Ring
- Available in Kitted Versions
- Mounts with 68mm (2 11/32") Hole

Code	List Price	F	3-Pc Code	List Price	5-Pc Code	List Price
C4674	$82	Steel	C4621	$309	C4622	$502
Emotion						
C4680	$155	Chrome				
C4681	$155	Steel				

Acc.	List Price	Item
C4627	$10	Extension Cable 1M (39 3/8")
C4628	$15	Extension Cable 2M (78")
C4601	$90	12V 30W Driver w/ 12 Port Mini-D
C4605	$186	Bali Switch Touch/Dim w/ 12 Way Dist.
C4688	$141	Emotion Touch Switch Recessed
C4682	$16	Nova Plus Surface Trim Ring Chrome
C4683	$16	Nova Plus Surface Trim Ring Steel

Photometrics

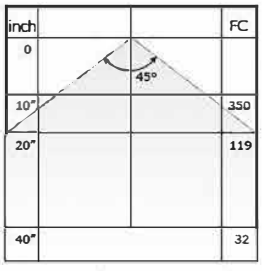

Lumen	220	Lm/W	68.7	CRI	>80

Dimensions

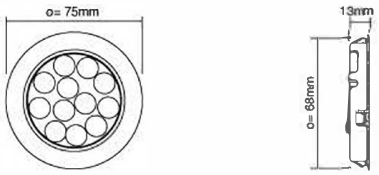

Moonlight | Puck Light



No-Diode Look for the Cleanest Illumination

Moonlight offers clean smooth illumination is a small recessed package. Works great inside or under cabinets. Comes in Warm White 3000K or Emotion Color-Changing White. Available in White and Nickel finishes. Surface Trim Ring is optional.

Product Features

- Available in Warm White 3000K or Emotion
- 3.5W 145 Lumens
- 12Vdc Low Voltage
- Class II with Plug & Play connectivity
- Available Surface Trim Ring
- Mounts with 58mm (2 9/32") Hole

Code	List Price	F
C4684	$98	White
C4685	$98	Nickel
C4686	$11	White Surface Trim Ring
C4687	$11	Nickel Surface Trim Ring
C4688	$141	Emotion Touch Switch Recessed

Acc.	List Price	Item
C4627	$10	Extension Cable 1M (39 3/8")
C4628	$15	Extension Cable 2M (78")
C4601	$90	12V 30W Driver w/ 12 Port Mini-D
C4605	$186	Bali Switch Touch/Dim w/ 12 Way Dist.
C4606	$186	Malindi Switch Touch/Dim w/ 12 Way Dist.

Photometrics

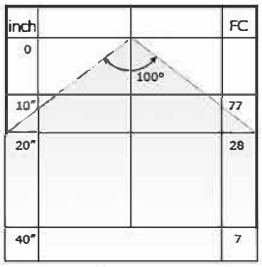

Lumen	145	Lm/W	41	CRI	>80

Dimensions

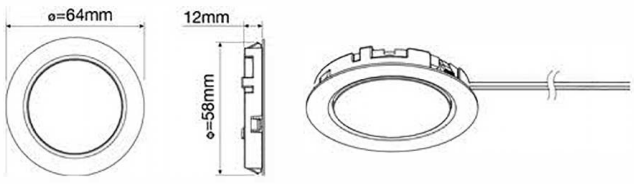

Bali | Linear



Our Classic Linear Fixture Reinvented

Bali returns with a new profile updated to reduce glare and increase its versatility. It comes standard with wood clips but can also be outfitted with magnet clips for metal. Now available in standard color temperatures or Emotion color-changing technology. Bali comes standard with an opaque lens for smooth illumination.

Product Features

- Available in Warm White 3000K or Emotion 3000-6000K
- 12Vdc Low Voltage
- Class II with Plug & Play connectivity
- Can be dimmed through low voltage switching or with our Dimming LED Driver
- Opaque Lensing for No-Dot ilumination

Code	List Price	W	L (in)	L (mm)	Lumen
C4670	$268	9W	22 ¼	565	750
C4671	$294	11.4W	27 15/16	710	967
C4672	$315	14W	34 ¼	870	1207

-Bali is available with Emotion Technology upon request

Acc.	List Price	Item
C4627	$10	Extension Cable 1M (39 3/8")
C4628	$15	Extension Cable 2M (78")
C4601	$90	12V 30W Driver w/ 12 Port Mini-D
C4605	$186	Bali Switch Touch/Dim w/ 12 Way Dist.
C4606	$186	Malindi Switch Touch/Dim w/ 12 Way Dist.

Photometrics

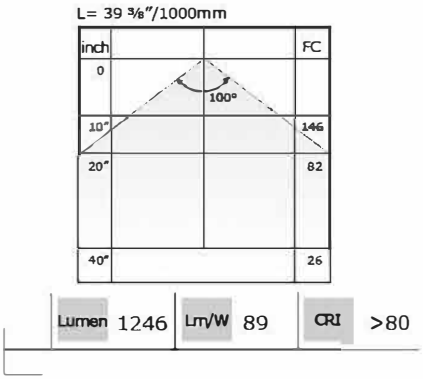

Dimensions

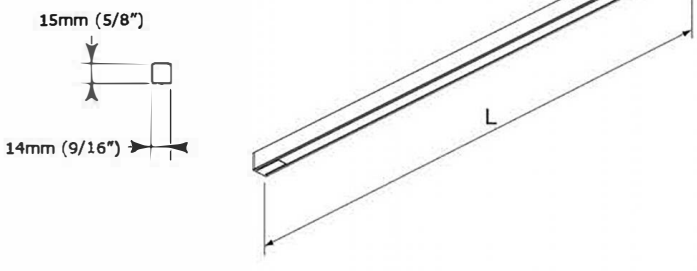

Malindi | Linear



LED 12vDC



Finish

Beauty meets Illumination

Malindi features the newest LED technology in a clean recessed package. Features an opaque lens with a no-diode look to provide smooth illumination. Now available in standard color temperatures or Emotion color-changing technology.

Product Features

- Available in Warm White 3000K or Emotion 3000-6000K
- 12Vdc Low Voltage
- Class II with Plug & Play connectivity
- Can be dimmed through low voltage switching or with our Dimming LED Driver
- Opaque Lensing for No-Dot ilumination

Code	List Price	W	L "	L mm	Lumen
C4667	$176	5.5W	14 ½	372	450
C4668	$207	7.4W	19 ⅜	500	693
C4679	$240	12W	30	760	1050
C4669	$346	15.9W	39 ⅜	1000	1387

-Malindi is available with Emotion Technology upon request

Acc.	List Price	Item
C4627	$10	Extension Cable 1M (39 ⅜")
C4628	$15	Extension Cable 2M (78")
C4601	$90	12V 30W Driver w/ 12 Port MiniD
C4605	$186	Bali Switch Touch/Dim w/ 12 Way Dist.
C4606	$186	Malindi Switch Touch/Dim w/ 12 Way Dist.

Photometrics

L= 39 ⅜"/1000mm

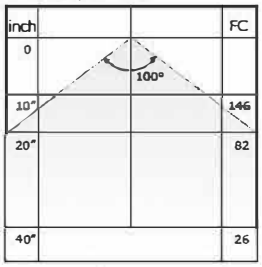

Lumen	1387	Lm/W	87	CRI	>80

Dimensions

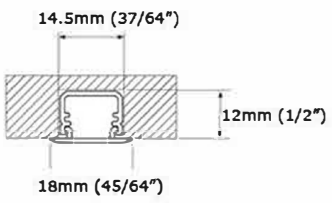



Ledo | Linear



The Most Versitile Linear Fixture

A linear LED fixture that articulates to direct the light where it is needed. It comes standard with wood clips but can also be outfitted with clips for glass or metal. Now available in standard color temperatures or Emotion color-changing technology. Ledo comes standard with an opaque lens for smooth illumination.

Product Features

- Available in Warm White 3000K or Emotion 3000-6000K
- 12Vdc Low Voltage
- Class II with Plug & Play connectivity
- Can be dimmed through low voltage switching or with our Dimming LED Driver
- Opaque Lensing for No-Dot ilumination

Code	List Price	W	L "	L mm	Lumen
C4658	$186	9W	22 ¼	565	750
C4659	$282	11.4W	27 15/16	710	967
C4660	$358	14W	34 ¼	870	1207

-Ledo is available with Emotion Technology upon request

Acc.	List Price	Item
C4627	$10	Extension Cable 1M (39 3/8")
C4628	$15	Extension Cable 2M (78")
C4601	$90	12V 30W Driver w/ 12 Port Mini-D
C4605	$186	Bali Switch Touch/Dim w/ 12 Way Dist.
C4606	$186	Malindi Switch Touch/Dim w/ 12 Way Dist.

Photometrics

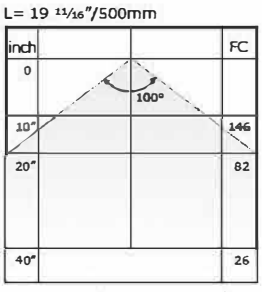

Lumen	1246	Lm/W	89	CRI	>80

Dimensions



Lugano | Linear

LED 12vDC



Finish

Oriented to Place Light Where it is Needed

Lugano features a compact profile which directs light to where it is needed. For use in shelves for highlighting and under cabinets for task lighting. Now available in standard color temperatures or Emotion color-changing technology. Lugano comes standard with an opaque lens for smooth illumination.

Product Features

- Available in Warm White 3000K or Emotion 3000-6000K
- 12Vdc Low Voltage
- Class II with Plug & Play connectivity
- Can be dimmed through low voltage switching or with our Dimming LED Driver
- Opaque Lensing for No-Dot ilumination

Code	List Price	W	L "	L mm	Lumen
C4664	$253	8.4W	22 ¼	565	750
C4665	$306	11W	27 15/16	710	967
C4666	$338	13.6W	34 ¼	870	1207

-Lugano is available with Emotion Technology upon request

Acc.	List Price	Item
C4627	$10	Extension Cable 1M (39 3/8")
C4628	$15	Extension Cable 2M (78")
C4601	$90	12V 30W Driver w/ 12 Port Mini-D
C4605	$186	Bali Switch Touch/Dim w/ 12 Way Dist.
C4606	$186	Malindi Switch Touch/Dim w/ 12 Way Dist.

Photometrics

L= 39 3/8"/1000mm

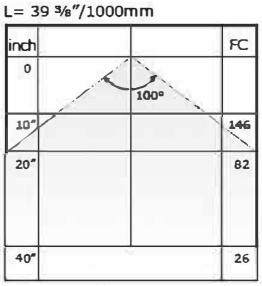

Lumen	1246	Lm/W	89	CRI	>80

Dimensions

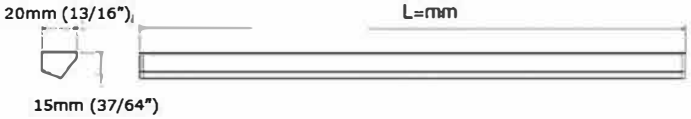

Perth | Linear



Perth's Integrated Sensor makes life Uncomplicated

Perth is the most compact LED Fixture on the market with an integrated sensor. Perfect for use in closets and cabinets where its PIR (Passive Infared Red) sensor automatically illuminates when motion is detected. After 20 seconds of no movement Perth will turn off. Perth comes standard with an opaque lens for smooth illumination.

Product Features

- Available in Warm White 3000K
- 12Vdc Low Voltage
- Class II with Plug & Play connectivity
- Integrated Sensor automatically illuminates
- Opaque Lensing for No-Dot ilumination

Code	List Price	W	L "	L mm	Lumen
C4623	$360	4.4W	16 ¼	413	400
C4624	$417	5.8W	22	563	545
C4625	$454	7.2W	27	685	650
C4626	$491	9.3W	34	863	840

Acc.	List Price	Item
C4627	$10	Extension Cable 1M (39 3/8")
C4628	$15	Extension Cable 2M (78")
C4601	$90	12V 30W Driver w/ 12 Port Mini-D
C4605	$186	Bali Switch Touch/Dim w/ 12 Way Dist.
C4606	$186	Malindi Switch Touch/Dim w/ 12 Way Dist.

Photometrics

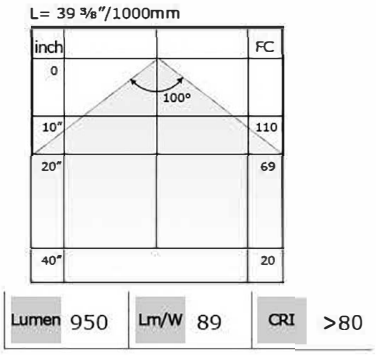

Dimensions



108LED Reel | Strip Light

LED 12vDC



High-Intensity LED Tape that goes anywhere

Our high-performance LED Reel features 108LED per Meter which offers the superior light in a value conscious package. Its 3M adhesive backing allows in to be installed virtually anywhere and the flexible substrate can bend around angles. Available in Warm White 3000K and comes packaged with an L&S LED Power Driver and connection cords.

Product Features

- Available in Warm White 3000K
- Daisy Chains for maximum flexibility
- 12Vdc Low Voltage
- Class II with Plug & Play connectivity
- Connection Cords for Driver>108LED Reel
- Intermediate Cords available for Strip-to-Strip Connections
- Can be cut in 1 ⅛" increments

Code	List Price	# of LEDs	L "	L mm	Lumen
C4647	$671	540	196	5000	5000
Per Meter		108/M	39"	1000	1000

Acc.	List Price	Item
C4627	$10	Extension Cable 1M (39 ⅜")
C4628	$15	Extension Cable 2M (78")
C4601	$90	12V 30W Driver w/ 12 Port Mini-D
C4605	$186	Bali Switch Touch/Dim w/ 12 Way Dist.
C4606	$186	Malindi Switch Touch/Dim w/ 12 Way Dist.

Photometrics

1M (39") 108LED Reel

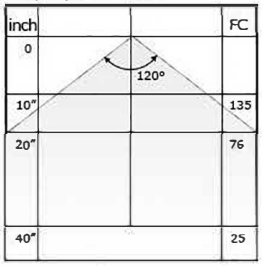

Lumen	1000	Lm/W	84	CRI	>80

Dimensions

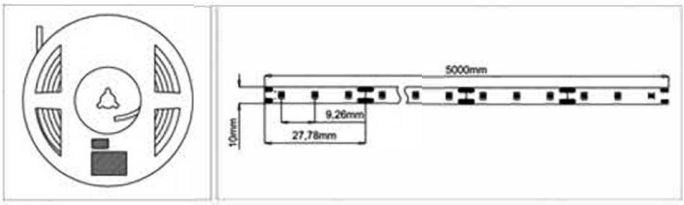

Strip Plus | Strip Light



Highly Efficient Strip Lighting

Our high-performance LED Strip Plus combines a quality lighting effect in a cost-effective package. Available in 84mm (3 5/16") and 250mm (10") sizes. Strip Plus links together in lengths up to 2M (78"). Available in Warm White 3000K. Strip Plus Kit also available.

Product Features

- Available in Warm White 3000K
- Daisy Chains for maximum flexibility
- 0.7W 60 Lumens for 84mm Version
- 2W 180Lumens for 250mm Version
- 12Vdc Low Voltage
- Class II with Plug & Play connectivity
- Connection Cords for Driver>Strip Plus
- Intermediate Cords for Strip>Strip

Code	List Price	# of LEDs	L (in)	L (mm)	Lumen
C4644	$32	3	3 5/16	84	60
C4645	$69	9	10	250	180
Strip Plus Kits					
C4648	$560	6-Pc. Strip Plus Kit w/ 30W Driver			
C4649	$245	3-Pc. Strip Plus Kit w/out 30W Driver			
Accessories					
C4633	$7	Conn. Cord	39 3/8	1M	
C4634	$10	Conn. Cord	79	2M	
C4635	$4	Int. Cord	1 3/16	30mm	
C4636	$5	Int. Cord	11 13/16	300mm	

Photometrics

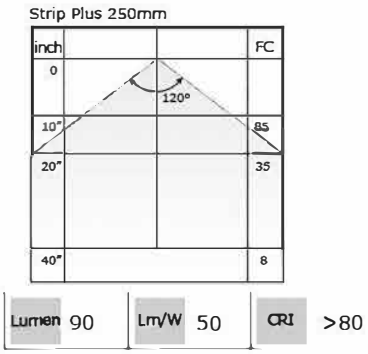

Dimensions

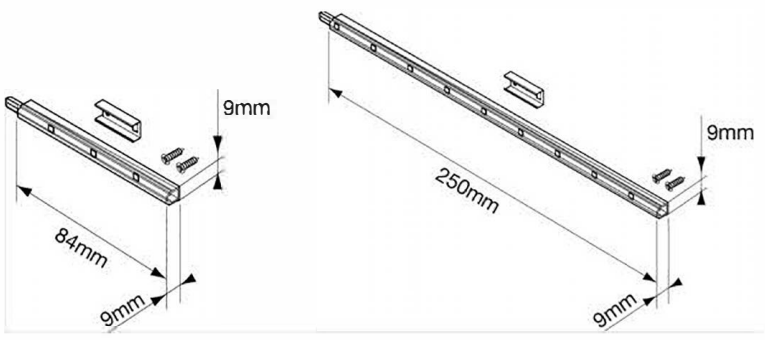

Accessories | Work with all L&S Products

LED 12vDC



LED Drivers

- 12Vdc Low Voltage
- Class II with Plug & Play connectivity
- ETL Certified
- Mini-Distributor allows up to 12 Lights depending on Driver Wattage rating

Acc.	List Price	Item
C4601	$90	12V 30W Driver w/ 12 Port Mini-D
C4602	$201	12V 60W Driver w/ 12 Port Mini-D



Plug and Play Cords

- Connection Cords are used for Driver-to-Strip connections
- Intermediate Cords are used for Strip-to-Strip connections

Acc.	List Price	Item
C4627	$10	Extension Cable 1M (39")
C4628	$15	Extension Cable 2M (78")
C4633	$7	Connection Cord Strip Plus 1M (39")
C4634	$10	Connection Cord Strip Plus 2M (78")
C4635	$4	Intermediate Cord Strip Plus 30mm (1 3/16")
C4636	$5	Intermediate Cord Strip Plus 300mm (13 13/16")



Switches and Sensors

- Bali features Touch On/Off/Dimming in a surface-mounted package
- Malindi features Touch On/Off/Dimming in a recessed-mounted package
- IR Sensor is for illuminating fixtures behind cabinet doors and drawers
- Motion Sensor is for detecting motion for walk-in units and night-lights

Acc.	List Price	Item
C4605	$186	Bali Switch (surface) w/ 12 Way Distributor
C4606	$186	Malindi Switch (recessed) w/ 12 Way Dist.
C4603	$114	IR Sensor Switch/Controller DC/DC 12V
C4604	$74	Motion Sensor Switch/Controller

120V

How to build your L&S lighting system

1 Choose your LED Power Driver

Are you using 12V Products?
Yes!

What is the total wattage of your Lights?

0-6W	6W LED Driver
0-30W	30W LED Driver
30-60W	60W LED Driver

Do you want to Dim on the Primary Voltage?
Yes!

Please use one of these drivers

10-20W	20W Dimming Driver
20-40W	40W Dimming Driver
30-60W	60W Dimming Driver



2 Choose your Switch (optional)

Are you using 12V or 24V Products?
Yes!

Do you want a Surface or Recessed Mounted Switch?

Surface	Bali Switch
Recessed	Malindi Switch

Would you rather have a sensor?
Yes!

Please use one of these Switches…

Behind a door or Cabinet	IR DC/DC Switch
On/Off by waving your hand	IR On/Off Switch
Occupancy Sensor	Motion Sensor



3 Choose your light fixtures

Our system is entirely Plug and Play, so mixing and matching Lights and switches is easy as 1, 2, 3.

Do you prefer Pucks, Linear fixtures, or both?
Puck Lights work great to create an aesthetically pleasing lighting design that showcases the fixtures “cone of light” to create mood. We like Puck Lights to be spaced 12-16” apart for even illumination and further apart to create a dramatic lighting space.

Linear profiles are the easiest way to maintain smooth, even light over surfaces and displays. By offering many different profiles we can recess fixtures to minimize glare (Malindi) and use Round fixtures like Ledo to aim the light where we please.

The nicest lighting layouts include layering of both Puck and Linear Fixtures to create a vibrant and engaging lighting design.



4 How does it all work together?

Our system works seamlessly in a linear fashion. A standard layout would look like this:

LED Driver ---> Switching ---> Lights

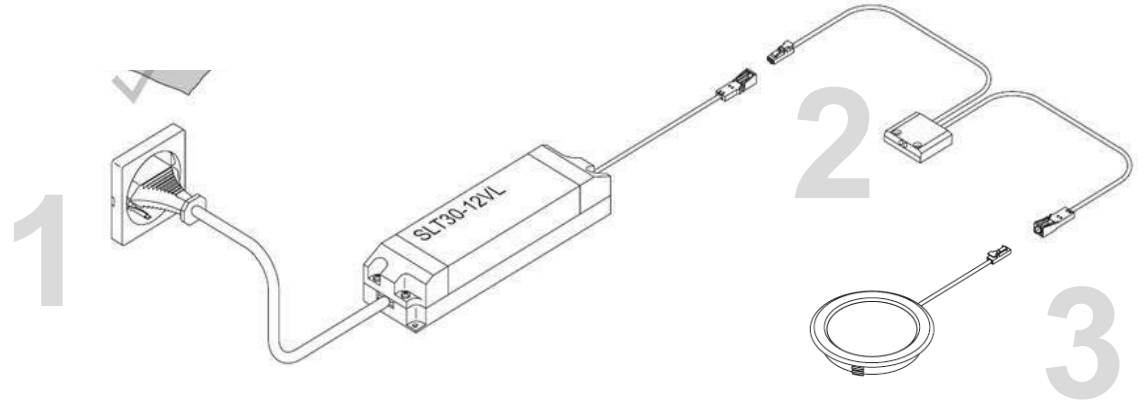

K1

Kitchen Lighting Scenario No. 1

Using Pucks



This Kitchen is entirely illuminated by Puck Lights. While the Pucks are placed close enough together (10-16") to create even illumination across the work surface their individual "cone of light" can be used to highlight the backsplash. This also creates a blend of light and shadows which build ambience and mood.

What products do I need to build this Lighting Plan?

8x	Sunny IN.TT
2x	6W Drivers
2x	Bali Switch

K2

Kitchen Lighting Scenario No. 2

Using Pucks and Linear Products



This Kitchen features a beautiful layered look. Puck Lighting in the upper glass cabinets creates accent lighting which draws your eye inside while the Linear Under-Cabinet lights builds proper task lighting. Further, recessed downlights and pendants round out a complete lighting package.

What products do I need to build this Lighting Plan?

13x	Sunny IN.TT
6x	Lugano
1x	60W Dimming Driver
6x	Extension Cables
	Cable Channel (white)

K3

Kitchen Lighting Scenario No. 3

Using LED Reel



LED Reel allows the most cost-effective solution for illumination while also being the easiest to install, simply clean the surface, Peel and Stick the LEDs the where they are needed.

Here, our LED Reel was used as up-lighting above the cabinets, as under-shelf lighting and toe kick lighting.

What products do I need to build this Lighting Plan?

2x	72LED Reel
1x	60W LED Driver
4x	Reel Starter Cords

MISCELLANEOUS ITEMS



Wood Veneer Edge Banding
EB3/4W

- ¾″ Width finished
- Pressure sensitive adhesive backing
- Oak is substituted for Hickory
- Thermofoil and MDF will be painted maple
- Sold in 8′ length. Must be ordered as 1 each



PVC Edge Banding
EB3/4PVC

- ¾″ Width finished
- Pressure sensitive adhesive backing
- Sold in 25′ length. Must be ordered as 1 each
- **Available in White, Linen, Sienna and Autumn Spice only**



Delamination Shield
DSW (White)
DSA (Almond)

- For use with a free standing range to prevent delamination of thermofoil doors caused by heat from ovens
- A 1/32″ thick enamel coated metal shield
- Pre-drilled for screw placement
- Use on face frame sides of adjacent cabinets
- **For Linen Thermofoil, use Almond**

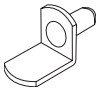

Chrome Shelf Supports
C2333PK50

- Decorative chrome shelf supports to accent cabinetry
- Available in packs of 50 only
- 5mm Diameter

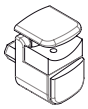

Glass Shelf Clip
GSC

- 5mm Diameter padded glass shelf supports

Glass Clips for Mullion Doors



C2315PK25

- For use on mullion doors except shaker and Thermofoil door styles



C2318PK25

- For use on shaker, Monterey, Napa and Sonoma



C3053PK25

- For use on Harmony

C2327PK25

- For use with Thermofoil door styles

C3052PK25

- Corner clips for use on MDF door styles

C3054PK25

- Side clips for use on MDF door styles



Clear Shelf Clips
5MMSCPK25

- Pack of 25

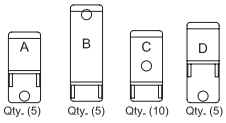

Shelf Clips for Mullion Doors
C2196

- Assorted pack of mullion door shelf clips for FOL and TOL door styles
- Used to align shelves with mullions



Clear Door Bumpers
C2223PK200

- 200 per sheet

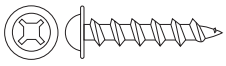

Installation Screws
B7937

- Pack of 4
- #10 x 2½″ screws



Screw Covers
C3350 (Wheat)

- Pack of 1000
- For use with natural maple interiors



Hinge Angle Restrictor Clip
HARCPK10

- Pack of 10
- Use one clip per hinge
- Changes hinge from 108˚ to 86˚ opening

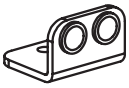

Door Stop
C1080PK25

- For use with inset concealed hinges

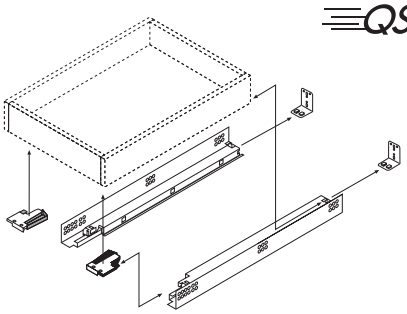

QS™ **Full Extension Drawer Slide Kit Featuring Soft Close**
SCDS12KIT
SCDS15KIT
ISCDS15KIT
SCDS18KIT
ISCDS18KIT
SCDS21KIT
ISCDS21KIT
SCDS24KIT
ISCDS24KIT

- Each kit contains full extension slides to field install in one wood drawer only
- Order additional kits for each drawer
- Instructions included in kit
- Codes are for cabinet depth
- **INSET:** Use codes beginning with "I"

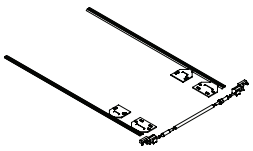

FR **Wide Drawer Stabilizer Kit**
WDSKIT

- For use with Blum drawer slides only
- See Function Ready section to have these factory applied



QS™ **Replacement Parts Kit**
B9937

- Each kit contains an assortment of parts to complete each job
  - Grommets
  - Shelf clips
  - Hinge spacers
  - Screws
  - Door bumpers
  - And more
- Eligible for 100% Co-op reimbursement



QS™ **Touch Up Kit**
TUKIT

- Includes putty sticks and touch up marker
- This item is ordered by species and color
- Eligible for 100% Co-op reimbursement



QS™ **Putty Sticks**
PUTTYSTICK

- Includes two 4 oz. putty sticks
- This item is ordered by species and color
- Eligible for 100% Co-op reimbursement



QS™ **Touch Up Pen**
TUPEN

- Includes one touch up pen for base color
- This item is ordered by species and color
- Eligible for 100% Co-op reimbursement



QS™ **Glaze Touch Up Pen**
GTUPEN

- Includes one touch up pen for glaze color
- This item is ordered by species and color
- Eligible for 100% Co-op reimbursement



QS™ **Color Rite Caulk**
CAULK

- Colored caulk works well on door repairs
- The caulk has flexibility; therefore, no visual difference can be noticed
- This item is ordered by species and color
- Eligible for 100% Co-op reimbursement

GUARDSMAN POLISHES AND CLOTHS



König Sanding & Polishing Pad
B8025

- For use to repair shiny spots in finishes



Aerosol Clean & Polish
B8020

- 12.5 oz. Lemon Scent Aerosol Wood Polish
- Protects while producing a deep, brilliant shine and a fresh lemon scent
- Does not leave a dull wax build-up
- Features a wax free and silicone free, premium blend of natural and organic oils, plus cleaning agents
- Eligible for 100% Co-op reimbursement



Wood Deep Clean Aerosol
B8024

- 12.5 oz. Wood Cleaner Aerosol
- Safely removes wax build-up, old polish and many types of stains and discolorations on wood furnishings
- Excellent for use on fine wood furniture, antiques, wood paneling and cabinetry
- Eligible for 100% Co-op reimbursement



Water Mark Remover
B8023

- $5\frac{3}{4}$″ x 11″ specially formulated cloth that removes stains and rings from wood furniture caused by water, alcohol and other moisture
- Effective and reusable
- Not for use on dull wood finishes
- Eligible for 100% Co-op reimbursement



Dusting Cloth
B8021

- Approximately 14″x18″ specially treated 100% cotton cloth that absorbs and locks in dust
- Attracts and bonds dust to the cloth, giving you healthier and cleaner air
- Also hand washable and reusable
- Eligible for 100% Co-op reimbursement



Applicator Cloths
B8022PK3

- 3 durable 100% cotton, lint-free cloths with a soft nap that helps achieve optimum polishing results
- Gives wood a natural sheen
- Washable and reusable
- 14″x18″
- Eligible for 100% Co-op reimbursement



- Installation, Care & Warranty Guide and Putty Sticks are included with all sink and vanity sink base cabinets and sink fronts



ACCENT COLOR PROGRAM

Wellborn Cabinet, Inc., in collaboration with Sherwin-Williams, have established a program providing easy access to stains, stains with glazes, paints and paints with glazes that coordinate with our full palette of finishes. With over 3,300 locations across North America, you can easily find a Sherwin-Williams location near you. Visit their site at www.sherwin-williams.com.

Things to remember:

1) Take your Wellborn finished door with you.
2) Know the Wellborn finish/color name.
3) Bring a sample of the wood or material that you plan to finish for in-store color check.
   • For the best results, Wellborn recommends using the same wood species or material as the door you bring with you.
4) Be sure it meets your color, sheen and appearance expectations before you leave the store.

MIDDLEFIELD GLASS

Middlefield Glass can do special sizes, different designs and colors for your project. Visit their site at middlefieldglass.com, call them at 1-800-772-1477 or email them at info@middlefieldglass.com. You can easily get the measurements you need by measuring the interior of the decorative door frame.



BELWITH KEELER HARDWARE PROGRAM

Over 1,200 decorative hardware selections to choose from with Belwith Keeler! Just click on the WAY site and place your orders today in Direct Connect…just one kitchen at a time. The selections meet design styles in an array of finishes.

To order, go to WAY, and access Direct Connect. Follow the instructions listed below.

1) Create an order in Direct Connect by clicking on the Belwith Keeler box and follow all normal procedures on the Admin tab.
2) Browse the Belwith Keeler catalog and enter the item of your choice.
3) Preview item and pricing and click on Next Step for UPS Shipping.
4) Submit your order following the usual procedures.

Hardware will ship direct from Belwith Keeler.

Hardware Boards available! Customize your boards to fit your market. See details later in section.

Note: *Belwith Keeler* Hardware not available on Rush Program.

Belwith Keeler®

The roots of *Belwith Products, LLC* run deep, beginning with the birth of a small foundry in Michigan in 1893. From the humble beginnings of the *Keeler Brass Company*, international corporate ownership and multiple mergers, we now emerge as *Belwith Products*, a privately owned and operated firm.

Hundreds of years of staff experience, a living library of designs (dating back to 1900), and a passion to develop unique, creative hardware solutions, positions *Belwith Products* as the industry leader in kitchen cabinet, architectural, and furniture hardware.

Despite being a "new" company, *Belwith Products* is comprised of unparalleled experience and talent. Our vision is to offer the very best in products and service to customers today, while striving for continuous improvement in our product offerings and service for tomorrow.

Below is a small sampling of the products you will find in the Belwith Keeler Hardware Program.

Mountain Lodge



Deco



Belwith Keeler Hardware Program not available on Rush Program

Euro-Contemporary



Ithica



Zephyr



Spanish Gothic



Verona



Belwith Keeler Hardware Program not available on Rush Program

Bungalow



Greenwich



Gaslight



Cottage



Studio



Williamsburg



Bridges



Belwith Keeler Hardware Program not available on Rush Program

ROTATING FLOOR TOWER

Item No. DRFT2575BK

Belwith Keeler®

Merchandising Solution for the Showroom

The Rotating Floor Tower, developed for showrooms, presents an attractive sales tool for your inside sales team or your walk-in traffic. Your four sided rotating floor tower display is a distinctive, appealing and user friendly showcase for your customers to compare a variety of styles, finishes and textures.

The display tower accommodates a custom arrangement of decorative hardware mounted to Pearwood finished display boards, which are easily set into the wood display tower, and removed as needed.

Decorative branded nameplates for Belwith-Keeler® are included.



FEATURES AND BENEFITS

- Removable display boards can be organized by any finish or style. (A)
- Branded nameplate is applied at installation into pre-drilled holes. (B)
- Standard and custom display board layouts available with easy installation
- Displays an average of 200 to 240 products on an average of 40 display boards.

APPLICATIONS

The Rotating Floor Tower Display is a free-standing display that sits on any level surface.

BRANDING PLATE DETAIL

Belwith Keeler®

Rotating Floor Tower, full
(Includes hardware)

Rotating Floor Tower
(Does not include hardware)

Pick A Board
20 Doubles
40 Singles

Order through Belwith Keeler Preferred Partner Ordering Service on WAY.

WELLBORN CABINET, INC.®
The Essence of Cabinetry

BPFTSS0410BK

SPECIFICATIONS



DRFT2575BK

Belwith-Keeler® Number	DRFT2575BK	Foot Print (sq. ft.)	4.3
Dimensions W x H x D (in.)	25” x 75” x 25”	Total Display Area (sq. ft.)	52.1
Display Capacity (Single/Double display boards)	40 single / 20 double display boards or combination of both	Avg. # Items / sq. ft. of display area	5
Product Display Capacity (avg. # items)	240	Finish(es)	Pearwood & Matte Black
Display board size W x H x D	6” x 10 1/2” x 1/8” (single) 12” x 10 1/2” x 1/8” (double)		

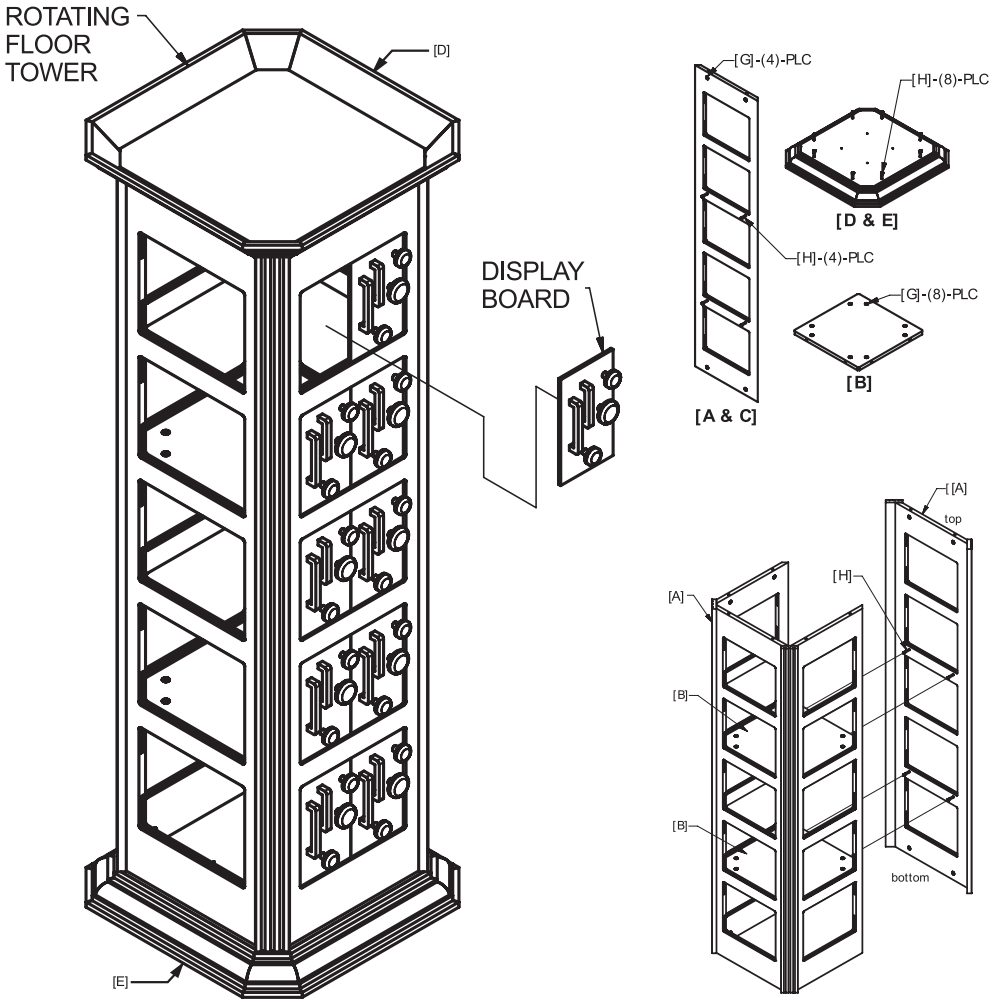

All MDF is formaldehyde free

Tailored Merchandising Solutions

Belwith Products, LLC
3100 Broadway Ave SW
Grandville, MI 49418
www.belwithproducts.com

© Belwith Products, LLC. All rights reserved.

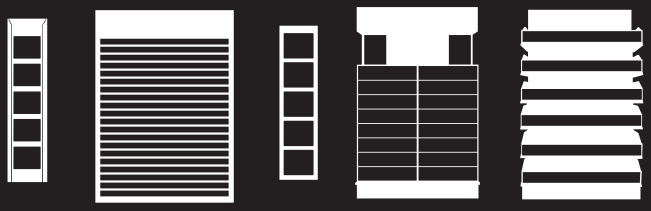

DWD1873 DSWD5272 DWC1663 DG4880 DGM4 *Not to scale

WALL DISPLAY

Item No. DWD1873BK

Belwith Keeler®

Merchandising Solution for the Showroom

The Wall Display, developed for showrooms, presents an attractive sales tool for your inside sales team or your walk-in traffic. Your Wall Display is a distinctive, appealing and user friendly showcase for your customers to compare a variety of styles, finishes and textures.

A custom arrangement of decorative hardware is mounted to Pearwood finished display boards, which are set into the wood framed Wall Display, and can be easily removed for updating.

A decorative branded metal nameplate for Belwith-Keeler® is included.

FEATURES AND BENEFITS

- Mounts directly to the wall with easy-to-install mounting bracket. (A)
- Belwith-Keeler® branding for each display. (B)
- Standard and custom display board layouts available. (C)
- Exclusive bracket can be positioned for use in slatwall applications.
- Hundreds of interchangeable display boards that can be organized by any finish or style.
- Flush side cornice molding allows for side-by-side mounting and more hardware per foot.
- Nameplate is applied into pre-drilled holes during installation.
- A single Wall Display will show up to 60 items depending on boards selected.
- Wall Display is a one piece construction that holds all display boards.

APPLICATIONS

A higher-end display that is attractive and extremely versatile, multiples of this display can be grouped together due to flush sides of the top molding, maximizing wall space and creating a gallery atmosphere.

BRANDING PLATE DETAIL





Wall Display, full
(Includes hardware)

Wall Display
(Does not include hardware)

Pick A Board
5 Doubles
10 Singles

Order through Belwith Keeler Preferred Partner Ordering Service on WAY.

WELLBORN CABINET, INC.®
The Essence of Cabinetry

BPWDSS0410BK

SPECIFICATIONS



DWD1873BK

Belwith-Keeler® Item Number	DWD1873BK	Total Display Area (sq. ft.)	9.1
Dimensions W x H x D (in.)	18" x 73" x 5½"	Avg. # Items / sq. ft. of display area	7
Display Capacity (Single / Double display board)	10 single or 5 double display boards or combination of both	Product finish(es)	Matte Black & Pearwood
Display board size W x H x D	6" x 10½" x ⅛" (single) 12" x 10½" x ⅛" (double)	Product Display Capacity (avg. # items)	60

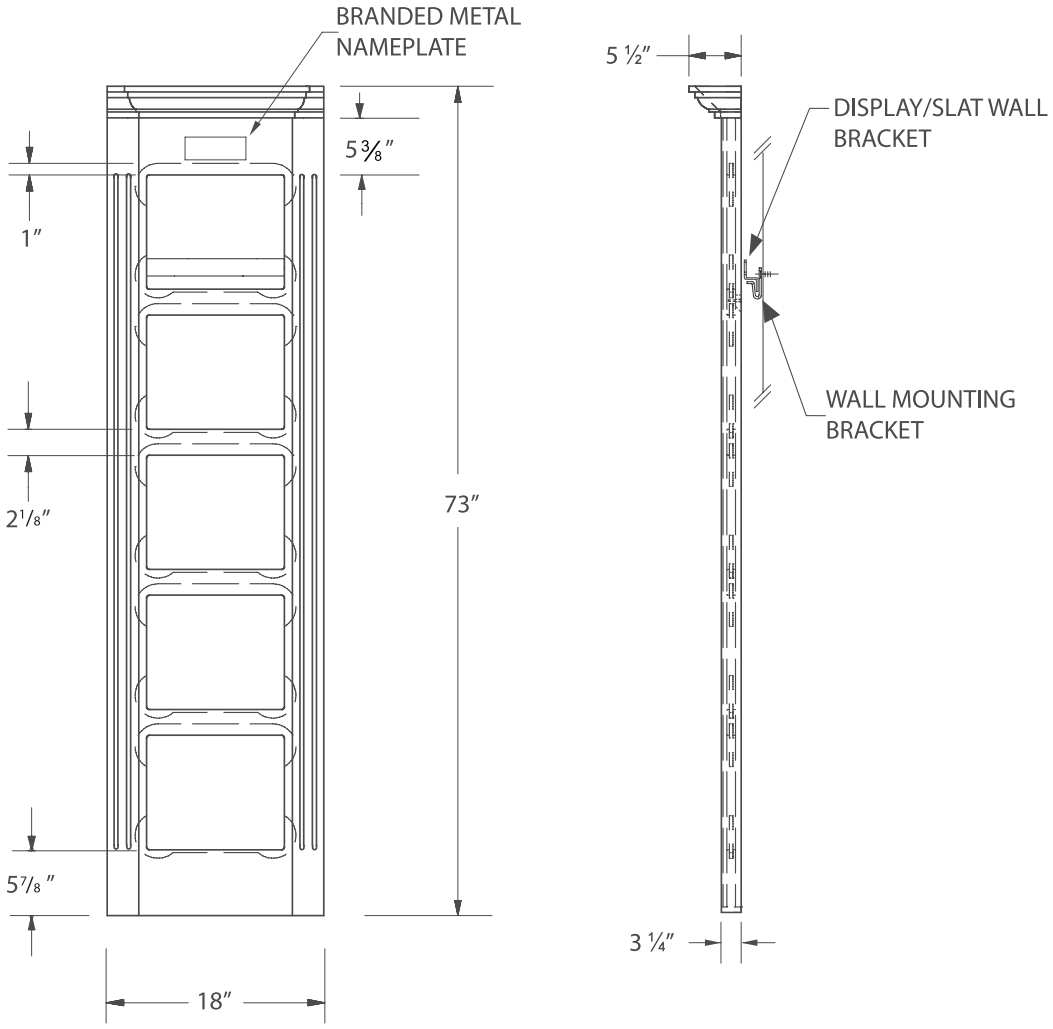

All MDF is formaldehyde free

*Shown without display boards

Tailored Merchandising Solutions

3100 Broadway Ave SW
Grandville, MI 49418
www.belwithproducts.com

© Belwith Products, LLC. All rights reserved.



DGM4 DSWD5272 DWC1663 DG4880 DRFT2575 *Not to scale

HELPFUL HINT

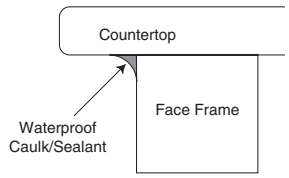

Caulk Countertop

Wellborn recommends that all countertops be caulked underneath the sink. This is to help prevent water seepage into the endgrain of the cabinet frame members and door members. Bullnose countertops, no matter the composition of the top, must be caulked at the time of installation.

DRAWER SLIDES

Undermount Drawer Slides			
Description QS™	**24″ Deep Item Code**	**21″ Deep Item Code**	**18″ Deep Item Code**
Right Bracket for Bottom Drawer in Standard & APC Construction	C3064	C3064	C3064
Left Bracket for Bottom Drawer in Standard & APC Construction	C3065	C3065	C3065
Slide for Bottom Drawer in Standard & APC Construction	C2792	C2793	C2794
Right Bracket for all other Drawers in Standard & APC Construction	C3063	C3063	C3063
Left Bracket for all other Drawers in Standard & APC Construction	C3062	C3062	C3062
Slide for all other Drawers in Standard & APC Construction	C2792	C2793	C2794
Bracket for Peninsula Drawers in Standard & APC Construction (price per EA)	C2168	C2168	C2168
Slide for Peninsula Drawers in Standard & APC Construction	C2792	C2793	C2794

WELLBORN DOOR STYLE DESCRIPTIONS

Traditional Overlay Door Styles – Door styles with a concealed hinge and a ½″ side, top and bottom door overlay.
Full Overlay Door Styles – Door styles with a concealed hinge and 1 $^{9}/_{16}$″ sides and 1 $^{5}/_{16}$″ top and bottom door overlay.
Square Door Styles – Represents all Wellborn door styles with square wall and base door designs.
Cathedral Door Styles – Represents all Wellborn door styles with cathedral wall and square base door designs.
Arch Door Styles – Represents all Wellborn door styles with arch wall and square base door designs.
Miter Door Styles – Represents all Wellborn door styles with mitered door designs.
Inset Door Styles – Door styles in which the door is set inside the face frame.

CABINETS – FRONT ELEVATION

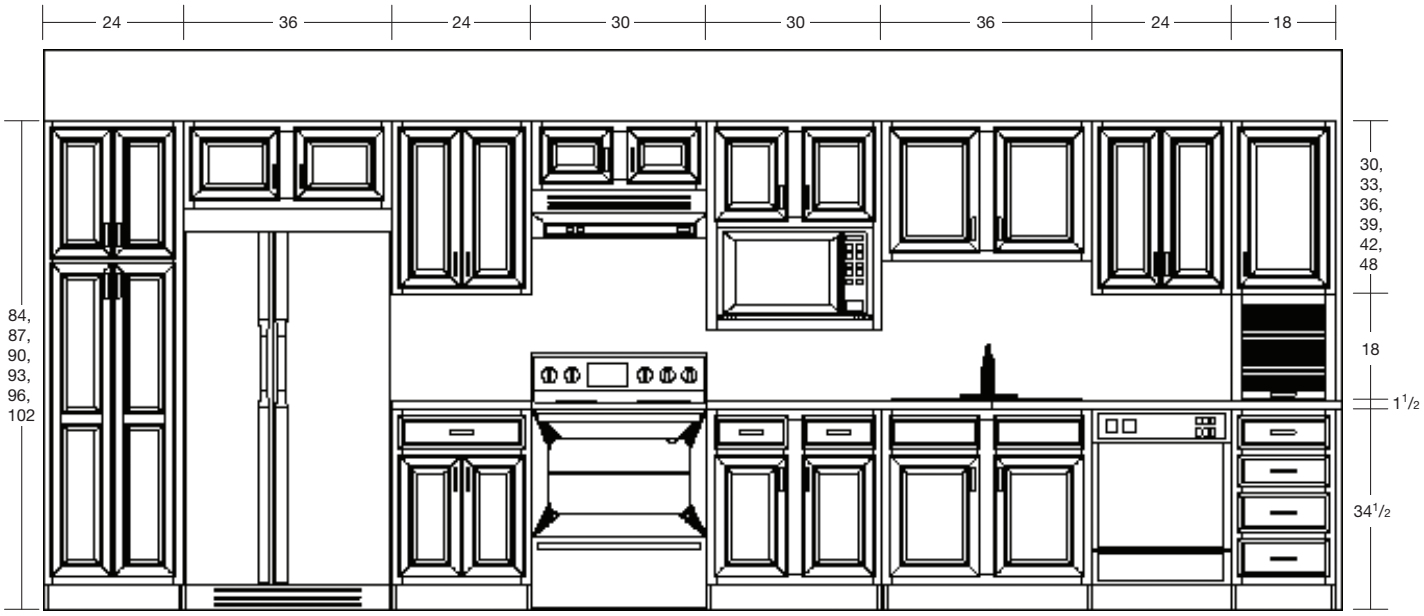

HINGE SPECIFICATIONS

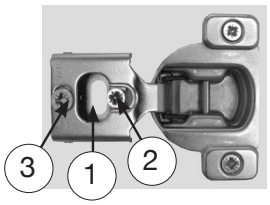

*TOL

Hinge adjustment for all traditional overlay door styles used on all (2) door cabinets without center mullion:

1. **Height Adjustment:** Loosen fixing screw (screw #1) on all hinges of one door. Move door to desired position. Retighten fixing screws on all hinges.
2. **Side Adjustment:** Loosen side adjustment screw (screw #2) on all hinges of one door. Move door to desired position. Retighten fixing screws on all hinges. You have up to 1.5mm (1/16") in each direction.
3. **Depth Adjustment:** The cam (screw #3) moves the door in and out for depth of each hinge, just turn to adjust.



*FOL

Hinge adjustment for all full overlay door styles:

1. **Height Adjustment:** Loosen fixing screw (screw #1) on all hinges of one door. Move door to desired position. Retighten fixing screws on all hinges.
2. **Side Adjustment:** Loosen fixing screws (screw #1). Turn side adjustment screw (screw #2) until door is in proper position. You have up to 1.5mm (1/16") in each direction. Retighten fixing screw.
3. **Depth Adjustment:** The cam (screw #3) moves the door in and out for depth of each hinge, just turn to adjust.

Caution: Doors should not bind on adjacent doors or front of cabinet.

*** Use #2 Phillips head screwdriver for all adjustments**

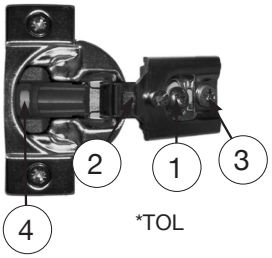

*TOL

Smooth Close Hinge adjustment for all traditional overlay door styles used on all (2) door cabinets without center mullion:

1. **Height Adjustment:** Loosen fixing screw (screw #1) on all hinges of one door. Move door to desired position. Retighten fixing screws on all hinges.
2. **Side Adjustment:** Loosen side adjustment screw (screw #2) on all hinges of one door. Move door to desired position. Retighten fixing screws on all hinges. You have up to 1.5mm (1/16") in each direction.
3. **Depth Adjustment:** The cam (screw #3) moves the door in and out for depth of each hinge, just turn to adjust.
4. **Smooth Close Adjustment:** On/Off switch on each hinge allows adjustment of door closure speed.



*FOL

Smooth Close Hinge adjustment for all full overlay door styles:

1. **Height Adjustment:** Loosen fixing screw (screw #1) on all hinges of one door. Move door to desired position. Retighten fixing screws on all hinges.
2. **Side Adjustment:** Loosen fixing screws (screw #1). Turn side adjustment screw (screw #2) until door is in proper position. You have up to 1.5mm (1/16") in each direction. Retighten fixing screw.
3. **Depth Adjustment:** The cam (screw #3) moves the door in and out for depth of each hinge, just turn to adjust.
4. **Smooth Close Adjustment:** On/Off switch on each hinge allows adjustment of door closure speed.

Caution: Doors should not bind on adjacent doors or front of cabinet.

*** Use #2 Phillips head screwdriver for all adjustments**

WELLBORN CABINET HINGE SPECIFICATIONS – PREMIER		
ITEM #	**DESCRIPTION**	**CABINET OR STYLE**
C1108	1½″ O/L, 7⁄16″ Cup Depth, 6-way Adjustability & Smooth Close	30″ & 36″ Full Overlay utility cabinets without center mullion
C1103	1⁹⁄16″ O/L, 7⁄16″ Cup Depth, 6-way Adjustability & Smooth Close	Geneva, Madison, Savannah, Seville, Sydney and Venice doors
C1105	1⁹⁄16″ O/L, ½″ Cup Depth, 6-way Adjustability & Smooth Close	All Full Overlay doors, except Geneva, Madison, Savannah, Seville, Sydney and Venice doors
C1107	¾″ O/L, 7⁄16″ Cup Depth, 6-way Adjustability & Smooth Close	All Full Overlay DCs and ½″ Overlay, ½″ Overlay 9″ wide cabinets
C1106	7⁄16″ O/L, 7⁄16″ Cup Depth, 6-way Adjustability & Smooth Close	All ½″ Overlay Premier cabinets
C2187	170˚ Hinge, CSB/ERC24	Full Overlay CSBs, DCBs and ERC24s
C2188	Hinge MTG Plate, CSB/ERC24, Full O/L	Full Overlay CSBs, DCBs and ERC24s
C2187	170˚ Hinge, CSB/ERC24	Traditional Overlay CSBs, DCBs and ERC24s
C2190	Hinge MTG Plate, CSB/ERC24, ½″ O/L	Traditional Overlay CSBs, DCBs and ERC24s
C2191	Hinge, CSB/ERC24, Center Pie-Cut	Center Hinge for CSBs, DCBs and ERC24s
C2192	Hinge MTG Plate, CSB/ERC24, Center Pie-Cut	Center Hinge for CSBs, DCBs and ERC24s
C2222	2″ x 26″ Chrome piano hinge	ERC3630 Center hinge
C2228	2″ x 32″ Chrome piano hinge	ERC3636 Center hinge
C2230	2″ x 38″ Chrome piano hinge	ERC3642 Center hinge
C2265	Brass Hinge, Mirror, 3⁄16″	Brass Hardware for TVs, CTVLs and MCs
C2267	Brass Strike Plate, Mirror	Brass Hardware for TVs, CTVLs and MCs
C2273	Chrome Hinge, Mirror, 3⁄16″	Chrome Hardware for TVs, CTVLs and MCs
C2274	Chrome Strike Plate, Mirror	Chrome Hardware for TVs, CTVLs and MCs

CABINET HINGE SPECIFICATIONS FOR INSET DOOR STYLES		
ITEM #	**DESCRIPTION**	**CABINET OR STYLE**
CCLHG	Concealed Hinge with Smooth Close	All inset door styles
CCLHG45	45˚ Concealed Hinge and Adaptor Plate	All inset door styles
CCLHGCSB	CSB Concealed Hinge and Adaptor Plate	All inset door styles

FULL OVERLAY GLASS SIZES FOR DECORATIVE DOOR FRAMES AND MULLION DOORS

Door Width	Door Height	Glass Width	Glass Height
14 5/8	11 1/8	10 3/16	6 11/16
16 1/8	11 1/8	11 11/16	6 11/16
17 5/8	11 1/8	13 3/16	6 11/16
19 1/8	11 1/8	14 11/16	6 11/16
20 5/8	11 1/8	16 3/16	6 11/16
11 3/4	14 1/8	7 5/16	9 11/16
13 1/4	14 1/8	8 13/16	9 11/16
14 5/8	14 1/8	10 3/16	9 11/16
16 1/8	14 1/8	11 11/16	9 11/16
17 5/8	14 1/8	13 3/16	9 11/16
19 1/8	14 1/8	14 11/16	9 11/16
11 3/4	17 1/8	7 5/16	12 11/16
13 1/4	17 1/8	8 13/16	12 11/16
14 5/8	17 1/8	10 3/16	12 11/16
16 1/8	17 1/8	11 11/16	12 11/16
17 5/8	17 1/8	13 3/16	12 11/16
19 1/8	17 1/8	14 11/16	12 11/16
20 5/8	17 1/8	16 3/16	12 11/16
14 5/8	20 1/8	10 3/16	15 11/16
16 1/8	20 1/8	11 11/16	15 11/16
17 5/8	20 1/8	13 3/16	15 11/16
19 1/8	20 1/8	14 11/16	15 11/16
11 3/4	23 1/8	7 5/16	18 11/16
13 1/4	23 1/8	8 13/16	18 11/16
14 5/8	23 1/8	10 3/16	18 11/16
16 1/8	23 1/8	11 11/16	18 11/16
17 5/8	23 1/8	13 3/16	18 11/16
17 3/4	23 1/8	13 5/16	18 11/16
19 1/8	23 1/8	14 11/16	18 11/16
20 5/8	23 1/8	16 3/16	18 11/16
14 5/8	26 1/8	10 3/16	21 11/16
16 1/8	26 1/8	11 11/16	21 11/16
17 5/8	26 1/8	13 3/16	21 11/16
19 1/8	26 1/8	14 11/16	21 11/16
8 5/8	29 1/8	4 3/16	24 11/16
10 3/4	29 1/8	6 5/16	24 11/16
11 5/8	29 1/8	7 3/16	24 11/16
11 3/4	29 1/8	7 5/16	24 11/16
13 1/4	29 1/8	8 13/16	24 11/16
14 5/8	29 1/8	10 3/16	24 11/16
16 1/8	29 1/8	11 11/16	24 11/16
17 5/8	29 1/8	13 3/16	24 11/16
17 3/4	29 1/8	13 5/16	24 11/16

Door Width	Door Height	Glass Width	Glass Height
19 1/8	29 1/8	14 11/16	24 11/16
20 5/8	29 1/8	16 3/16	24 11/16
11 5/8	29 5/8	7 3/16	25 3/16
11 3/4	29 5/8	7 5/16	25 3/16
13 1/4	29 5/8	8 13/16	25 3/16
14 5/8	29 5/8	10 3/16	25 3/16
16 1/8	29 5/8	11 11/16	25 3/16
17 5/8	29 5/8	13 3/16	25 3/16
19 1/8	29 5/8	14 11/16	25 3/16
20 5/8	29 5/8	16 3/16	25 3/16
8 5/8	35 1/8	4 3/16	30 11/16
10 3/4	35 1/8	6 5/16	30 11/16
11 5/8	35 1/8	7 3/16	30 11/16
11 3/4	35 1/8	7 5/16	30 11/16
13 1/4	35 1/8	8 13/16	30 11/16
14 5/8	35 1/8	10 3/16	30 11/16
16 1/8	35 1/8	11 11/16	30 11/16
17 5/8	35 1/8	13 3/16	30 11/16
17 3/4	35 1/8	13 5/16	30 11/16
19 1/8	35 1/8	14 11/16	30 11/16
20 5/8	35 1/8	16 3/16	30 11/16
8 5/8	41 1/8	4 3/16	36 11/16
10 3/4	41 1/8	6 5/16	36 11/16
11 5/8	41 1/8	7 3/16	36 11/16
11 3/4	41 1/8	7 5/16	36 11/16
13 1/4	41 1/8	8 13/16	36 11/16
14 5/8	41 1/8	10 3/16	36 11/16
16 1/8	41 1/8	11 11/16	36 11/16
17 5/8	41 1/8	13 3/16	36 11/16
20 5/8	41 1/8	16 3/16	36 11/16

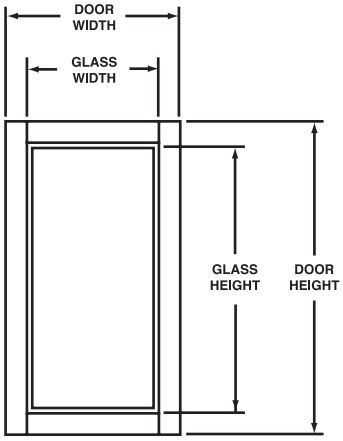

BACK VIEW OF DOOR

Note: For full overlay doors without center mullion, add ⅛" to the glass width listed above.

TRADITIONAL OVERLAY GLASS SIZES FOR DECORATIVE DOOR FRAMES AND MULLION DOORS

Door Width	Door Height	Glass Width	Glass Height
12½	9½	8 11/16	5 11/16
14	9½	10 3/16	5 11/16
15½	9½	11 11/16	5 11/16
17	9½	13 3/16	5 11/16
18½	9½	14 11/16	5 11/16
10¾	12½	6 15/16	8 11/16
12¼	12½	8 7/16	8 11/16
12½	12½	8 11/16	8 11/16
14	12½	10 3/16	8 11/16
15½	12½	11 11/16	8 11/16
17	12½	13 3/16	8 11/16
10 11/16	15½	6 7/8	11 11/16
12¼	15½	8 7/16	11 11/16
12½	15½	8 11/16	11 11/16
14	15½	10 3/16	11 11/16
15½	15½	11 11/16	11 11/16
17	15½	13 3/16	11 11/16
18½	15½	14 11/16	11 11/16
12½	18½	8 11/16	14 11/16
14	18½	10 3/16	14 11/16
15½	18½	11 11/16	14 11/16
17	18½	13 3/16	14 11/16
9½	21½	5 11/16	17 11/16
10¾	21½	6 15/16	17 11/16
12¼	21½	8 7/16	17 11/16
12½	21½	8 11/16	17 11/16
13¾	21½	9 15/16	17 11/16
14	21½	10 3/16	17 11/16
15½	21½	11 11/16	17 11/16
16¾	21½	12 15/16	17 11/16
17	21½	13 3/16	17 11/16
18½	21½	14 11/16	17 11/16
12½	24½	8 11/16	20 11/16
14	24½	10 3/16	20 11/16
15½	24½	11 11/16	20 11/16
17	24½	13 3/16	20 11/16
7	27½	3 3/16	23 11/16
9½	27½	5 11/16	23 11/16
9⅞	27½	6 1/16	23 11/16
10 11/16	27½	6 7/8	23 11/16
11¾	27½	7 15/16	23 11/16
12¼	27½	8 7/16	23 11/16
12½	27½	8 11/16	23 11/16

Door Width	Door Height	Glass Width	Glass Height
13¾	27½	9 15/16	23 11/16
14	27½	10 3/16	23 11/16
15½	27½	11 11/16	23 11/16
16¾	27½	12 15/16	23 11/16
17	27½	13 3/16	23 11/16
17½	27½	13 11/16	23 11/16
18½	27½	14 11/16	23 11/16
7	33½	3 3/16	29 11/16
9½	33½	5 11/16	29 11/16
9⅞	33½	6 1/16	29 11/16
10 11/16	33½	6 7/8	29 11/16
11¾	33½	7 15/16	29 11/16
12¼	33½	8 7/16	29 11/16
12½	33½	8 11/16	29 11/16
13¾	33½	9 15/16	29 11/16
14	33½	10 3/16	29 11/16
15½	33½	11 11/16	29 11/16
16¾	33½	12 15/16	29 11/16
17	33½	13 3/16	29 11/16
18½	33½	14 11/16	29 11/16
7	39½	3 3/16	35 11/16
9½	39½	5 11/16	35 11/16
9⅞	39½	6 1/16	35 11/16
10 11/16	39½	6 7/8	35 11/16
11¾	39½	7 15/16	35 11/16
12¼	39½	8 7/16	35 11/16
12½	39½	8 11/16	35 11/16
14	39½	10 3/16	35 11/16
15½	39½	11 11/16	35 11/16
18½	39½	14 11/16	35 11/16

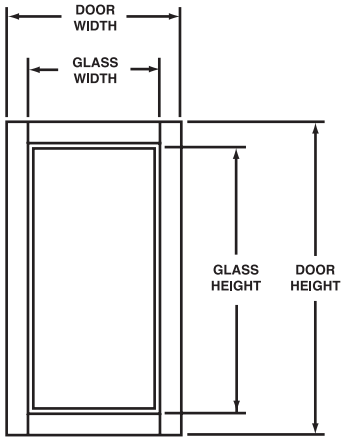

BACK VIEW OF DOOR

Note: For traditional overlay doors without center mullion, add 3/16" to the glass width listed above.

FULL OVERLAY GLASS SIZES FOR BRIGHTON

CUT GLASS 1″ GREATER THAN DOOR CUT-OUT

Door Width	Door Height	Glass Width	Glass Height
14⅝	11⅛	9⅞	6⅜
16⅛	11⅛	11⅜	6⅜
17⅝	11⅛	12⅞	6⅜
19⅛	11⅛	14⅜	6⅜
20⅝	11⅛	15⅞	6⅜
11¾	14⅛	7	9⅜
13¼	14⅛	8½	9⅜
14⅝	14⅛	9⅞	9⅜
16⅛	14⅛	11⅜	9⅜
17⅝	14⅛	12⅞	9⅜
19⅛	14⅛	14⅜	9⅜
11¾	17⅛	7	12⅜
13¼	17⅛	8½	12⅜
14⅝	17⅛	9⅞	12⅜
16⅛	17⅛	11⅜	12⅜
17⅝	17⅛	12⅞	12⅜
19⅛	17⅛	14⅜	12⅜
20⅝	17⅛	15⅞	12⅜
14⅝	20⅛	9⅞	15⅜
16⅛	20⅛	11⅜	15⅜
17⅝	20⅛	12⅞	15⅜
19⅛	20⅛	14⅜	15⅜
11¾	23⅛	7	18⅜
13¼	23⅛	8½	18⅜
14⅝	23⅛	9⅞	18⅜
16⅛	23⅛	11⅜	18⅜
17⅝	23⅛	12⅞	18⅜
17¾	23⅛	13	18⅜
19⅛	23⅛	14⅜	18⅜
20⅝	23⅛	15⅞	18⅜
14⅝	26⅛	9⅞	21⅜
16⅛	26⅛	11⅜	21⅜
17⅝	26⅛	12⅞	21⅜
19⅛	26⅛	14⅜	21⅜
8⅝	29⅛	3⅞	24⅜
10¾	29⅛	6	24⅜
11⅝	29⅛	6⅞	24⅜
11¾	29⅛	7	24⅜
13¼	29⅛	8½	24⅜
14⅝	29⅛	9⅞	24⅜
16⅛	29⅛	11⅜	24⅜
17⅝	29⅛	12⅞	24⅜
17¾	29⅛	13	24⅜

Door Width	Door Height	Glass Width	Glass Height
19⅛	29⅛	14⅜	24⅜
20⅝	29⅛	15⅞	24⅜
11⅝	29⅝	6⅞	24⅞
11¾	29⅝	7	24⅞
13¼	29⅝	8½	24⅞
14⅝	29⅝	9⅞	24⅞
16⅛	29⅝	11⅜	24⅞
17⅝	29⅝	12⅞	24⅞
19⅛	29⅝	14⅜	24⅞
20⅝	29⅝	15⅞	24⅞
8⅝	35⅛	3⅞	30⅜
10¾	35⅛	6	30⅜
11⅝	35⅛	6⅞	30⅜
11¾	35⅛	7	30⅜
13¼	35⅛	8½	30⅜
14⅝	35⅛	9⅞	30⅜
16⅛	35⅛	11⅜	30⅜
17⅝	35⅛	12⅞	30⅜
17¾	35⅛	13	30⅜
19⅛	35⅛	14⅜	30⅜
20⅝	35⅛	15⅞	30⅜
8⅝	41⅛	3⅞	36⅜
10¾	41⅛	6	36⅜
11⅝	41⅛	6⅞	36⅜
11¾	41⅛	7	36⅜
13¼	41⅛	8½	36⅜
14⅝	41⅛	9⅞	36⅜
16⅛	41⅛	11⅜	36⅜
17⅝	41⅛	12⅞	36⅜
20⅝	41⅛	15⅞	36⅜

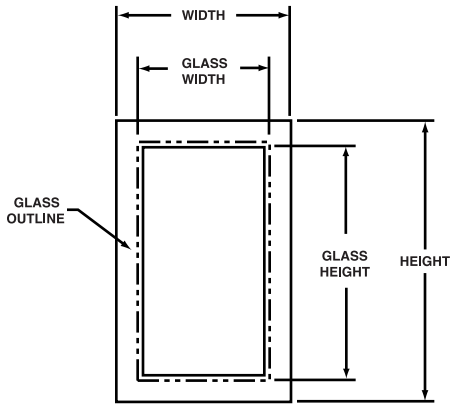

BACK VIEW OF DOOR

Note: For full overlay doors without center mullion, add ⅛″ to the glass width listed above.

Door Width	Door Height	Glass Width	Glass Height
14 5/8	11 1/8	10 5/16	6 13/16
16 1/8	11 1/8	11 13/16	6 13/16
17 5/8	11 1/8	13 5/16	6 13/16
19 1/8	11 1/8	14 13/16	6 13/16
20 5/8	11 1/8	16 5/16	6 13/16
11 3/4	14 1/8	7 7/16	9 13/16
13 1/4	14 1/8	8 15/16	9 13/16
14 5/8	14 1/8	10 5/16	9 13/16
16 1/8	14 1/8	11 13/16	9 13/16
17 5/8	14 1/8	13 5/16	9 13/16
19 1/8	14 1/8	14 13/16	9 13/16
11 3/4	17 1/8	7 7/16	12 13/16
13 1/4	17 1/8	8 15/16	12 13/16
14 5/8	17 1/8	10 5/16	12 13/16
16 1/8	17 1/8	11 13/16	12 13/16
17 5/8	17 1/8	13 5/16	12 13/16
19 1/8	17 1/8	14 13/16	12 13/16
20 5/8	17 1/8	16 5/16	12 13/16
14 5/8	20 1/8	10 5/16	15 13/16
16 1/8	20 1/8	11 13/16	15 13/16
17 5/8	20 1/8	13 5/16	15 13/16
19 1/8	20 1/8	14 13/16	15 13/16
11 3/4	23 1/8	7 7/16	18 13/16
13 1/4	23 1/8	8 15/16	18 13/16
14 5/8	23 1/8	10 5/16	18 13/16
16 1/8	23 1/8	11 13/16	18 13/16
17 5/8	23 1/8	13 5/16	18 13/16
17 3/4	23 1/8	13 7/16	18 13/16
19 1/8	23 1/8	14 13/16	18 13/16
20 5/8	23 1/8	16 5/16	18 13/16
14 5/8	26 1/8	10 5/16	21 13/16
16 1/8	26 1/8	11 13/16	21 13/16
17 5/8	26 1/8	13 5/16	21 13/16
19 1/8	26 1/8	14 13/16	21 13/16
8 5/8	29 1/8	4 5/16	24 13/16
10 3/4	29 1/8	6 7/16	24 13/16
11 5/8	29 1/8	7 5/16	24 13/16
11 3/4	29 1/8	7 7/16	24 13/16
13 1/4	29 1/8	8 15/16	24 13/16
14 5/8	29 1/8	10 5/16	24 13/16
16 1/8	29 1/8	11 13/16	24 13/16
17 5/8	29 1/8	13 5/16	24 13/16
17 3/4	29 1/8	13 7/16	24 13/16
19 1/8	29 1/8	14 13/16	24 13/16
20 5/8	29 1/8	16 5/16	24 13/16

Door Width	Door Height	Glass Width	Glass Height
11 5/8	29 5/8	7 5/16	25 5/16
11 3/4	29 5/8	7 7/16	25 5/16
13 1/4	29 5/8	8 15/16	25 5/16
14 5/8	29 5/8	10 5/16	25 5/16
16 1/8	29 5/8	11 13/16	25 5/16
17 5/8	29 5/8	13 5/16	25 5/16
19 1/8	29 5/8	14 13/16	25 5/16
20 5/8	29 5/8	16 5/16	25 5/16
8 5/8	35 1/8	4 5/16	30 13/16
10 3/4	35 1/8	6 7/16	30 13/16
11 5/8	35 1/8	7 5/16	30 13/16
11 3/4	35 1/8	7 7/16	30 13/16
13 1/4	35 1/8	8 15/16	30 13/16
14 5/8	35 1/8	10 5/16	30 13/16
16 1/8	35 1/8	11 13/16	30 13/16
17 5/8	35 1/8	13 5/16	30 13/16
17 3/4	35 1/8	13 7/16	30 13/16
19 1/8	35 1/8	14 13/16	30 13/16
20 5/8	35 1/8	16 5/16	30 13/16
8 5/8	41 1/8	4 5/16	36 13/16
10 3/4	41 1/8	6 7/16	36 13/16
11 5/8	41 1/8	7 5/16	36 13/16
11 3/4	41 1/8	7 7/16	36 13/16
13 1/4	41 1/8	8 15/16	36 13/16
14 5/8	41 1/8	10 5/16	36 13/16
16 1/8	41 1/8	11 13/16	36 13/16
17 5/8	41 1/8	13 5/16	36 13/16
20 5/8	41 1/8	16 5/16	36 13/16

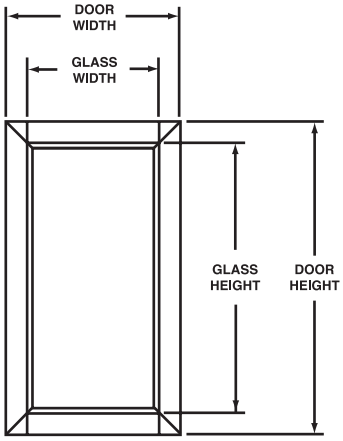

BACK VIEW OF DOOR

Note: For full overlay doors without center mullion, add ⅛" to the glass width listed above.

HARMONY GLASS SIZES FOR DECORATIVE DOOR FRAMES AND MULLION DOORS

Door Width	Door Height	Glass Width	Glass Height
14⅝	11⅛	11 3/16	7 11/16
16⅛	11⅛	12 11/16	7 11/16
17⅝	11⅛	14 3/16	7 11/16
19⅛	11⅛	15 11/16	7 11/16
20⅝	11⅛	17 3/16	7 11/16
11¾	14⅛	8 5/16	10 11/16
13¼	14⅛	9 13/16	10 11/16
14⅝	14⅛	11 3/16	10 11/16
16⅛	14⅛	12 11/16	10 11/16
17⅝	14⅛	14 3/16	10 11/16
19⅛	14⅛	15 11/16	10 11/16
11¾	17⅛	8 5/16	13 11/16
13¼	17⅛	9 13/16	13 11/16
14⅝	17⅛	11 3/16	13 11/16
16⅛	17⅛	12 11/16	13 11/16
17⅝	17⅛	14 3/16	13 11/16
19⅛	17⅛	15 11/16	13 11/16
20⅝	17⅛	17 3/16	13 11/16
14⅝	20⅛	11 3/16	16 11/16
16⅛	20⅛	12 11/16	16 11/16
17⅝	20⅛	14 3/16	16 11/16
19⅛	20⅛	15 11/16	16 11/16
11¾	23⅛	8 5/16	19 11/16
13¼	23⅛	9 13/16	19 11/16
14⅝	23⅛	11 3/16	19 11/16
16⅛	23⅛	12 11/16	19 11/16
17⅝	23⅛	14 3/16	19 11/16
17¾	23⅛	14 5/16	19 11/16
19⅛	23⅛	15 11/16	19 11/16
20⅝	23⅛	17 3/16	19 11/16
14⅝	26⅛	11 3/16	22 11/16
16⅛	26⅛	12 11/16	22 11/16
17⅝	26⅛	14 3/166	22 11/16
19⅛	26⅛	15 11/16	22 11/16
8⅝	29⅛	5 3/16	25 11/16
10¾	29⅛	7 5/16	25 11/16
11⅝	29⅛	8 3/16	25 11/16
11¾	29⅛	8 5/16	25 11/16
13¼	29⅛	9 13/16	25 11/16
14⅝	29⅛	11 3/16	25 11/16
16⅛	29⅛	12 11/16	25 11/16
17⅝	29⅛	14 3/16	25 11/16
17¾	29⅛	14 5/16	25 11/16
19⅛	29⅛	15 11/16	25 11/16
20⅝	29⅛	17 3/16	25 11/16

Door Width	Door Height	Glass Width	Glass Height
11⅝	29⅝	8 3/16	26 3/16
11¾	29⅝	8 5/16	26 3/16
13¼	29⅝	9 13/16	26 3/16
14⅝	29⅝	11 3/16	26 3/16
16⅛	29⅝	12 11/16	26 3/16
17⅝	29⅝	14 3/16	26 3/16
19⅛	29⅝	15 11/16	26 3/16
20⅝	29⅝	17 3/16	26 3/16
8⅝	35⅛	5 3/16	31 11/16
10¾	35⅛	7 5/16	31 11/16
11⅝	35⅛	8 3/16	31 11/16
11¾	35⅛	8 5/16	31 11/16
13¼	35⅛	9 13/16	31 11/16
14⅝	35⅛	11 3/16	31 11/16
16⅛	35⅛	12 11/16	31 11/16
17⅝	35⅛	14 3/16	31 11/16
17¾	35⅛	14 5/16	31 11/16
19⅛	35⅛	15 11/16	31 11/16
20⅝	35⅛	17 3/16	31 11/16
8⅝	41⅛	5 3/16	37 11/16
10¾	41⅛	7 5/16	37 11/16
11⅝	41⅛	8 3/16	37 11/16
11¾	41⅛	8 5/16	37 11/16
13¼	41⅛	9 13/16	37 11/16
14⅝	41⅛	11 3/16	37 11/16
16⅛	41⅛	12 11/16	37 11/16
17⅝	41⅛	14 3/16	37 11/16
20⅝	41⅛	17 3/16	37 11/16

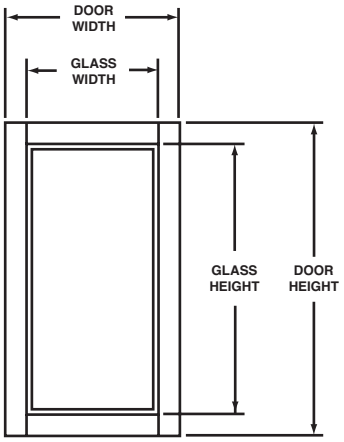

BACK VIEW OF DOOR

Door Width	Door Height	Glass Width	Glass Height
14⅝	11⅛	8⁹⁄₁₆	5¹⁄₁₆
16⅛	11⅛	10¹⁄₁₆	5¹⁄₁₆
17⅝	11⅛	11⁹⁄₁₆	5¹⁄₁₆
19⅛	11⅛	13¹⁄₁₆	5¹⁄₁₆
20⅝	11⅛	14⁹⁄₁₆	5¹⁄₁₆
11¾	14⅛	5¹¹⁄₁₆	8¹⁄₁₆
13¼	14⅛	7³⁄₁₆	8¹⁄₁₆
14⅝	14⅛	8⁹⁄₁₆	8¹⁄₁₆
16⅛	14⅛	10¹⁄₁₆	8¹⁄₁₆
17⅝	14⅛	11⁹⁄₁₆	8¹⁄₁₆
19⅛	14⅛	13¹⁄₁₆	8¹⁄₁₆
11¾	17⅛	5¹¹⁄₁₆	11¹⁄₁₆
13¼	17⅛	7³⁄₁₆	11¹⁄₁₆
14⅝	17⅛	8⁹⁄₁₆	11¹⁄₁₆
16⅛	17⅛	10¹⁄₁₆	11¹⁄₁₆
17⅝	17⅛	11⁹⁄₁₆	11¹⁄₁₆
19⅛	17⅛	13¹⁄₁₆	11¹⁄₁₆
20⅝	17⅛	14⁹⁄₁₆	11¹⁄₁₆
14⅝	20⅛	8⁹⁄₁₆	14¹⁄₁₆
16⅛	20⅛	10¹⁄₁₆	14¹⁄₁₆
17⅝	20⅛	11⁹⁄₁₆	14¹⁄₁₆
19⅛	20⅛	13¹⁄₁₆	14¹⁄₁₆
11¾	23⅛	5¹¹⁄₁₆	17¹⁄₁₆
13¼	23⅛	7³⁄₁₆	17¹⁄₁₆
14⅝	23⅛	8⁹⁄₁₆	17¹⁄₁₆
16⅛	23⅛	10¹⁄₁₆	17¹⁄₁₆
17⅝	23⅛	11⁹⁄₁₆	17¹⁄₁₆
17¾	23⅛	11¹¹⁄₁₆	17¹⁄₁₆
19⅛	23⅛	13¹⁄₁₆	17¹⁄₁₆
20⅝	23⅛	14⁹⁄₁₆	17¹⁄₁₆
14⅝	26⅛	8⁹⁄₁₆	20¹⁄₁₆
16⅛	26⅛	10¹⁄₁₆	20¹⁄₁₆
17⅝	26⅛	11⁹⁄₁₆	20¹⁄₁₆
19⅛	26⅛	13¹⁄₁₆	20¹⁄₁₆
8⅝	29⅛	2⁹⁄₁₆	23¹⁄₁₆
10¾	29⅛	4¹¹⁄₁₆	23¹⁄₁₆
11⅝	29⅛	5⁹⁄₁₆	23¹⁄₁₆
11¾	29⅛	5¹¹⁄₁₆	23¹⁄₁₆
13¼	29⅛	7³⁄₁₆	23¹⁄₁₆
14⅝	29⅛	8⁹⁄₁₆	23¹⁄₁₆
16⅛	29⅛	10¹⁄₁₆	23¹⁄₁₆
17⅝	29⅛	11⁹⁄₁₆	23¹⁄₁₆
17¾	29⅛	11¹¹⁄₁₆	23¹⁄₁₆
19⅛	29⅛	13¹⁄₁₆	23¹⁄₁₆
20⅝	29⅛	14⁹⁄₁₆	23¹⁄₁₆

Door Width	Door Height	Glass Width	Glass Height
11⅝	29⅝	5⁹⁄₁₆	23⁹⁄₁₆
11¾	29⅝	5¹¹⁄₁₆	23⁹⁄₁₆
13¼	29⅝	7³⁄₁₆	23⁹⁄₁₆
14⅝	29⅝	8⁹⁄₁₆	23⁹⁄₁₆
16⅛	29⅝	10¹⁄₁₆	23⁹⁄₁₆
17⅝	29⅝	11⁹⁄₁₆	23⁹⁄₁₆
19⅛	29⅝	13¹⁄₁₆	23⁹⁄₁₆
20⅝	29⅝	14⁹⁄₁₆	23⁹⁄₁₆
8⅝	35⅛	2⁹⁄₁₆	29¹⁄₁₆
10¾	35⅛	4¹¹⁄₁₆	29¹⁄₁₆
11⅝	35⅛	5⁹⁄₁₆	29¹⁄₁₆
11¾	35⅛	5¹¹⁄₁₆	29¹⁄₁₆
13¼	35⅛	7³⁄₁₆	29¹⁄₁₆
14⅝	35⅛	8⁹⁄₁₆	29¹⁄₁₆
16⅛	35⅛	10¹⁄₁₆	29¹⁄₁₆
17⅝	35⅛	11⁹⁄₁₆	29¹⁄₁₆
17¾	35⅛	11¹¹⁄₁₆	29¹⁄₁₆
19⅛	35⅛	13¹⁄₁₆	29¹⁄₁₆
20⅝	35⅛	14⁹⁄₁₆	29¹⁄₁₆
8⅝	41⅛	2⁹⁄₁₆	35¹⁄₁₆
10¾	41⅛	4¹¹⁄₁₆	35¹⁄₁₆
11⅝	41⅛	5⁹⁄₁₆	35¹⁄₁₆
11¾	41⅛	5¹¹⁄₁₆	35¹⁄₁₆
13¼	41⅛	7³⁄₁₆	35¹⁄₁₆
14⅝	41⅛	8⁹⁄₁₆	35¹⁄₁₆
16⅛	41⅛	10¹⁄₁₆	35¹⁄₁₆
17⅝	41⅛	11⁹⁄₁₆	35¹⁄₁₆
20⅝	41⅛	14⁹⁄₁₆	35¹⁄₁₆

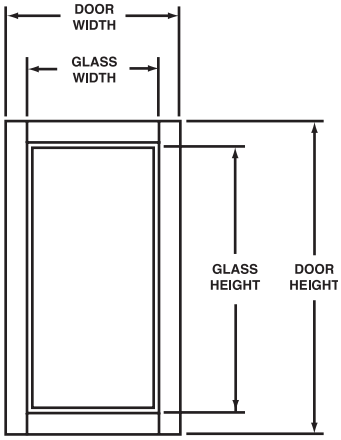

BACK VIEW OF DOOR

Note: For full overlay doors without center mullion, add ⅛" to the glass width listed above.

FULL OVERLAY GLASS SIZES FOR BELMONT AND HARTFORD

Door Width	Door Height	Glass Width	Glass Height
14 5/8	11 1/8	9 7/16	6 5/16
16 1/8	11 1/8	10 15/16	6 5/16
17 5/8	11 1/8	12 7/16	6 5/16
19 1/8	11 1/8	13 15/16	6 5/16
20 5/8	11 1/8	15 7/16	6 5/16
11 3/4	14 1/8	6 9/16	9 5/16
13 1/4	14 1/8	8 1/16	9 5/16
14 5/8	14 1/8	9 7/16	9 5/16
16 1/8	14 1/8	10 15/16	9 5/16
17 5/8	14 1/8	12 7/16	9 5/16
19 1/8	14 1/8	13 15/16	9 5/16
11 3/4	17 1/8	6 9/16	12 5/16
13 1/4	17 1/8	8 1/16	12 5/16
14 5/8	17 1/8	9 7/16	12 5/16
16 1/8	17 1/8	10 15/16	12 5/16
17 5/8	17 1/8	12 7/16	12 5/16
19 1/8	17 1/8	13 15/16	12 5/16
20 5/8	17 1/8	15 7/16	12 5/16
14 5/8	20 1/8	9 7/16	15 5/16
16 1/8	20 1/8	10 15/16	15 5/16
17 5/8	20 1/8	12 7/16	15 5/16
19 1/8	20 1/8	13 15/16	15 5/16
11 3/4	23 1/8	6 9/16	18 5/16
13 1/4	23 1/8	8 1/16	18 5/16
14 5/8	23 1/8	9 7/16	18 5/16
16 1/8	23 1/8	10 15/16	18 5/16
17 5/8	23 1/8	12 7/16	18 5/16
17 3/4	23 1/8	12 9/16	18 5/16
19 1/8	23 1/8	13 15/16	18 5/16
20 5/8	23 1/8	15 7/16	18 5/16
14 5/8	26 1/8	9 7/16	21 5/16
16 1/8	26 1/8	10 15/16	21 5/16
17 5/8	26 1/8	12 7/16	21 5/16
19 1/8	26 1/8	13 15/16	21 5/16
8 5/8	29 1/8	3 7/16	24 5/16
10 3/4	29 1/8	5 9/16	24 5/16
11 5/8	29 1/8	6 7/16	24 5/16
11 3/4	29 1/8	6 9/16	24 5/16
13 1/4	29 1/8	8 1/16	24 5/16
14 5/8	29 1/8	9 7/16	24 5/16
16 1/8	29 1/8	10 15/16	24 5/16
17 5/8	29 1/8	12 7/16	24 5/16
19 1/8	29 1/8	13 15/16	24 5/16
20 5/8	29 1/8	15 7/16	24 5/16

Door Width	Door Height	Glass Width	Glass Height
11 5/8	29 5/8	6 7/16	24 13/16
11 3/4	29 5/8	6 9/16	24 13/16
13 1/4	29 5/8	8 1/16	24 13/16
14 5/8	29 5/8	9 7/16	24 13/16
16 1/8	29 5/8	10 15/16	24 13/16
17 5/8	29 5/8	12 7/16	24 13/16
19 1/8	29 5/8	13 15/16	24 13/16
20 5/8	29 5/8	15 7/16	24 13/16
8 5/8	35 1/8	3 7/16	30 5/16
10 3/4	35 1/8	5 9/16	30 5/16
11 5/8	35 1/8	6 7/16	30 5/16
11 3/4	35 1/8	6 9/16	30 5/16
13 1/4	35 1/8	8 1/16	30 5/16
14 5/8	35 1/8	9 7/16	30 5/16
16 1/8	35 1/8	10 15/16	30 5/16
17 5/8	35 1/8	12 7/16	30 5/16
17 3/4	35 1/8	12 9/16	30 5/16
19 1/8	35 1/8	13 15/16	30 5/16
20 5/8	35 1/8	15 7/16	30 5/16
8 5/8	41 1/8	3 7/16	36 5/16
10 3/4	41 1/8	5 9/16	36 5/16
11 5/8	41 1/8	6 7/16	36 5/16
11 3/4	41 1/8	6 1/16	36 5/16
13 1/4	41 1/8	8 1/16	36 5/16
14 5/8	41 1/8	9 7/16	36 5/16
16 1/8	41 1/8	10 15/16	36 5/16
17 5/8	41 1/8	12 7/16	36 5/16
20 5/8	41 1/8	15 7/16	36 5/16

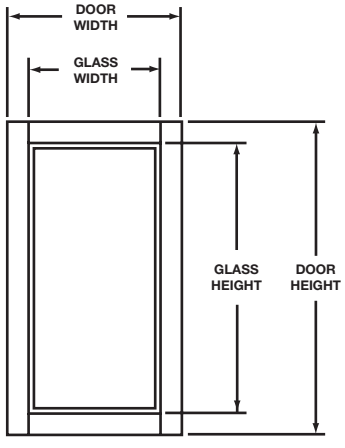

BACK VIEW OF DOOR

REPLACEMENT SHELVES	
4″ Deep Cabinet Shelves	
VW12″ wide	SHV0209
VW15″ wide	SHV0212
4 1/2″ Deep Cabinet Shelves	
MC18″ wide	SHV0315
TV24″ wide	SHV0306
TV30″ wide	SHV0308
TV36″ wide	SHV0310
TV48″ wide	SHV0314
8″ Deep Cabinet Shelves	
TT24″ wide	SHV0622
12″ Deep Cabinet Shelves	
9″ wide	SHV1007
12″ wide	SHV1010
15″ wide	SHV1013
18″ wide	SHV1016
21″ wide	SHV1019
24″ wide	SHV1022
27″ wide, BBC36, WBC 27″ wide	SHV1025
30″ wide	SHV1028
33″ wide, BBC39	SHV1031
36″ wide	SHV1034
39″ wide, BBC42	SHV1037
42″ wide	SHV1040
45″ wide, BBC45	SHV1043
48″ wide, BBC48	SHV1046
18″ Deep Cabinet Shelves	
VLC18″ wide	SHV1616
VLC24″ wide	SHV1622
21″ Deep Cabinet Shelves	
VLC188421	SHV1916
VLC248421	SHV1922
24″ Deep Cabinet Shelves	
12″ wide	SHV2210
15″ wide	SHV2213
18″ wide	SHV2216
21″ wide	SHV2219
24″ wide	SHV2222
27″ wide	SHV2225
30″ wide	SHV2228
33″ wide	SHV2231
36″ wide	SHV2234
39″ wide	SHV2237
42″ wide	SHV2240
45″ wide	SHV2243
48″ wide	SHV2246
60″ wide	SHV2258
Diagonal Cabinet Shelves	
DC21″ wide	SHV1919DC
DC24″ wide	SHV2222DC
DC27″ wide	SHV2525DC
Angle Cabinet Shelves	
AW	SHV0909AW
ABC12	SHV1022ABC
AB2424, TAC24	SHV2121AB
Easy Reach Cabinet Shelves	
ERC24″ wide	SHV2222ERC
ERC3630	SHV3434ERC
AERC	SHV2219AERC
Return Angle Cabinet Shelves	
RAW12″ wide	SHV0909RAW
BWRA24″ wide	SHV2121BWRA
Corner Sink Cabinet Shelves	
CSB33	SHV3131CSB
CSB36	SHV3434CSB
DCSB36	SHV3434DCSB
FINISHED INTERIOR REPLACEMENT SHELVES	
4″ Deep Cabinet Shelves	
VW12″ wide	SHV0210VWFI
VW15″ wide	SHV0213VWFI
8″ Deep Cabinet Shelves	
TT24″ wide	SHV0622TTFI

FINISHED INTERIOR REPLACEMENT SHELVES	
12″ Deep Cabinet Shelves	
9″ wide	SHV1007FI
12″ wide	SHV1010FI
15″ wide	SHV1013FI
18″ wide	SHV1016FI
21″ wide	SHV1019FI
24″ wide	SHV1022FI
27″ wide, BBC36, WBC27″ wide	SHV1025FI
30″ wide	SHV1028FI
33″ wide, BBC39	SHV1031FI
36″ wide	SHV1034FI
39″ wide, BBC42	SHV1037FI
42″ wide	SHV1040FI
45″ wide, BBC45	SHV1043FI
48″ wide, BBC48	SHV1046FI
18″ Deep Cabinet Shelves	
VLC18″ wide	SHV1616FI
VLC24″ wide	SHV1622FI
21″ Deep Cabinet Shelves	
VLC188421	SHV1916FI
VLC248421	SHV1922FI
24″ Deep Cabinet Shelves	
12″ wide	SHV2210FI
15″ wide	SHV2213FI
18″ wide	SHV2216FI
21″ wide	SHV2219FI
24″ wide	SHV2222FI
27″ wide	SHV2225FI
30″ wide	SHV2228FI
33″ wide	SHV2231FI
36″ wide	SHV2234FI
39″ wide	SHV2237FI
42″ wide	SHV2240FI
45″ wide	SHV2243FI
48″ wide	SHV2246FI
60″ wide	SHV2258FI
Diagonal Cabinet Shelves	
DC21″ wide	SHV1919DCFI
DC24″ wide	SHV2222DCFI
DC27″ wide	SHV2525DCFI
Angle Cabinet Shelves	
AW	SHV0909AWFI
ABC12	SHV1022ABCFI
AB2424, TAC24	SHV2121ABFI
Easy Reach Cabinet Shelves	
ERC24″ wide	SHV2222ERCFI
ERC36″ wide	SHV3434ERCFI
AERC	SHV2219AERCFI
Return Angle Cabinet Shelves	
RAW12″ wide	SHV0909RAWFI
BWRA24″ wide	SHV2121BWRAFI
Corner Sink Cabinet Shelves	
CSB33	SHV3131CSBFI
CSB36	SHV3434CSBFI
DCSB36	SHV3434DCSBFI
Open Display	
ODW18	SHV1016BC
ODW21	SHV1019ODW
ODW24	SHV1022BC
ODW30	SHV1028BC
ODB15	SHV2213ODB
ODB18, ODDB18	SHV2216ODB
ODDB21	SHV2219ODB
ODB24, ODDB24	SHV2222ODB
ODDB30	SHV2228ODB
ODDB36	SHV2234ODB
Bookcase/China Cabinet Shelves	
BKC18″ wide	SHV1016BC
BKC24″ wide, CC24″ wide	SHV1022BC
BKC30″ wide, CC30″ wide	SHV1028BC
BKC36″ wide, CC36″ wide	SHV1034BC
BKC18″ wide 18″ deep	SHV1616BC
BKC24″ wide 18″ deep	SHV1622BC
BKC30″ wide 18″ deep	SHV1628BC
BKC36″ wide 18″ deep	SHV1634BC

FINISHED INTERIOR REPLACEMENT SHELVES	
WN30	SHV0510WN
WWN30	SHV1111WWN
BES2412	SHV1022BES
PENINSULA REPLACEMENT SHELVES	
12″ Deep Cabinet Shelves	
9″ wide	SHV1007P
12″ wide	SHV1010P
15″ wide	SHV1013P
18″ wide	SHV1016P
21″ wide	SHV1019P
24″ wide	SHV1022P
27″ wide, BBC36, WBC27″ wide	SHV1025P
30″ wide	SHV1028P
33″ wide, BBC39	SHV1031P
36″ wide	SHV1034P
39″ wide, BBC42	SHV1037P
42″ wide	SHV1040P
45″ wide, BBC45	SHV1043P
48″ wide, BBC48	SHV1046P
24″ Deep Cabinet Shelves	
12″ wide	SHV2210P
15″ wide	SHV2213P
18″ wide	SHV2216P
21″ wide	SHV2219P
24″ wide	SHV2222P
27″ wide	SHV2225P
30″ wide	SHV2228P
33″ wide	SHV2231P
36″ wide	SHV2234P
39″ wide	SHV2237P
42″ wide	SHV2240P
45″ wide	SHV2243P
48″ wide	SHV2246P
60″ wide	SHV2258P
Diagonal Cabinet Shelves	
DC24″ wide	SHV2222DCP
Corner Sink Cabinet Shelves	
BBC27P	SHV2522BBCP
FINISHED INTERIOR PENINSULA REPLACEMENT SHELVES	
12″ Deep Cabinet Shelves	
9″ wide	SHV1007PFI
12″ wide	SHV1010PFI
15″ wide	SHV1013PFI
18″ wide	SHV1016PFI
21″ wide	SHV1019PFI
24″ wide	SHV1022PFI
27″ wide, BBC36, WBC27″ wide	SHV1025PFI
30″ wide	SHV1028PFI
33″ wide, BBC39	SHV1031PFI
36″ wide	SHV1034PFI
39″ wide, BBC42	SHV1037PFI
42″ wide	SHV1040PFI
45″ wide, BBC45	SHV1043PFI
48″ wide, BBC48	SHV1046PFI
24″ Deep Cabinet Shelves	
12″ wide	SHV2210PFI
15″ wide	SHV2213PFI
18″ wide	SHV2216PFI
21″ wide	SHV2219PFI
24″ wide	SHV2222PFI
27″ wide	SHV2225PFI
30″ wide	SHV2228PFI
33″ wide	SHV2231PFI
36″ wide	SHV2234PFI
39″ wide	SHV2237PFI
42″ wide	SHV2240PFI
45″ wide	SHV2243PFI
48″ wide	SHV2246PFI
60″ wide	SHV2258PFI
Diagonal Cabinet Shelves	
DC24″ wide	SHV2222DCPFI
Corner Sink Cabinet Shelves	
BBC27P	SHV2522BBCPFI

NOTE: Finish charges will apply for Finished Interior Shelves

ORDERING REPLACEMENT DOORS AND DRAWERS

To eliminate errors occurring when ordering replacements, please use the following guidelines. Note that some item codes are very similar and must have the description code to determine the correct item.

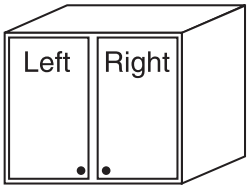

1. Always order using the item codes found in the Easy Parts Search Program found on the Wellborn and You (WAY) site under Order Management.
2. Search for your code in the Easy Parts Search Program using the following criteria:
   a. Cabinet
   b. Door Styles
   c. Classic Drawer Front Option (if applicable)
   d. Slab Drawer Front Option (if applicable)

3. In the Easy Parts Search Program, highlight the finished door or decorative door frame, copy the entire row and paste it into the material blank of your Direct Connect order. Remember to select any additional options. Always specify what hinge or hand type (right or left) you need. To determine which hand you need, always picture the cabinet as it would be installed and then specify which side of the door is hinged as you face the front of the cabinet.

4. In the Easy Parts Search Program, highlight the drawer front or complete drawer, copy the entire row and paste it into the material blank of your Direct Connect order. Remember to select any additional options. For drawers, you must specify the cabinet depth. When ordering replacements for Full Overlay door styles, you will need to specify the drawer position for drawer stacks. See the diagrams.

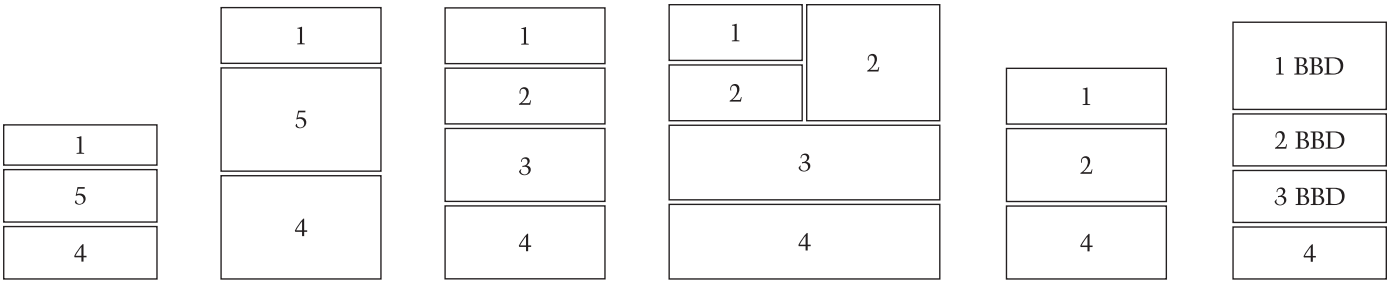

Wall & DC Cabinets with Drawers

3DB, VDB, VSDB, VLC and Ovens

4DB, VDBBH and VSDBBH

5DB

DDB (Desk Height)

BBD18 requires special fronting on top (3) drawers. Note "BBD" when ordering.

Pricing

For finished doors, take the actual square footage of the door and multiply by the price for the increment under the door style you are ordering. For decorative door frames, pricing is $80 per SF based on a minimum/SF charge. For Mullion Doors, pricing is $160 per SF based on a mininum/SF charge.

Premier Doors $/SF	Brighton	Trestle	Essex	Bishop Harmony Prairie	Belmont Hartford	Rose Hall	Barcelona Davenport Henlow Milan Seville	Hanover Harbour New Haven Sandia	Bristol Cortland Madison Winslow	Geneva Messina Monterey Napa Savannah Sonoma Sydney Venice Vienna Wellington	Antigua Bali Bridgeport Charleston Chelsea Hawthorne Melrose Modesto Richmond	All Inset Door Styles
0 - 2.0	$49	$53	$60	$80	$84	$88	$95	$100	$112	$114	$128	$148
2.1 - 4.0	$39	$42	$49	$67	$72	$76	$80	$83	$94	$97	$108	$129
4.1 - 6.0	$35	$37	$45	$62	$68	$72	$76	$79	$89	$91	$102	$123
> 6.1	$31	$33	$39	$56	$62	$67	$70	$72	$80	$82	$93	$113

For Example:
W2130 replacement door in Essex
27.5 x. 18.5 = 508.75 / 144 = 3.533 sq. ft.
3.533 x $49 = $173.12 which rounds to $173 List

ORDERING REPLACEMENT DOORS AND DRAWERS (continued)

Pricing

For drawer fronts, take the actual square footage of the drawer front and multiply by the price for the increment under the door style you are ordering. For complete drawers, all overlay door styles are $325 per sq. ft.

- Blank fronts are a minimum of .5 SF charge based on door styles and tiered pricing.
- Complete Drawers are a minimum of 1 SF charge based.

Premier Blank Fronts $/SF	Brighton	Trestle	Essex	Bishop Harmony Prairie	Belmont Hartford	Rose Hall	Barcelona Davenport Henlow Milan Seville	Hanover Harbour New Haven Sandia	Bristol Cortland Madison Winslow	Geneva Messina Monterey Napa Savannah Sonoma Sydney Venice Vienna Wellington	Antigua Bali Bridgeport Charleston Chelsea Hawthorne Melrose Modesto Richmond	All Inset Door Styles
0 - 2.0	$62	$66	$67	$91	$95	$108	$115	$121	$133	$135	$148	$169
> 6.1	$52	$56	$57	$77	$82	$97	$101	$104	$114	$117	$129	$149

For Example:

B21 replacement drawer front in Essex
5 x 18.5 = 92.5 / 144 = 0.6424 sq. ft.
0.6424 x $67 = $43.04 which rounds to $43 List

CONSTRUCTION CLARIFICATION FOR SLIDING SHELVES

	21″ Deep Dovetail Full Extension Soft Close Sliding Shelves SSDSC1221 SSDSC1521 SSDSC1821 SSDSC2121 SSDSC2421 SSDSC2721 SSDSC3021 WCM SSDSC3321 SSDSC3321 WCM SSDSD3621 WCM SSDSC3921	24″ Deep Dovetail Full Extension Soft Close Sliding Shelves SSDSC1224 SSDSC1524 SSDSC1824 SSDSC2124 SSDSC2424 SSDSC2724 SSDSC3024 WCM SSDSC3324 SSDSC3324 WCM SSDSD3624 WCM SSDSC3924
For All Door Styles		
Front	3/4″ Solid Wood	5/8″ Solid Wood
Sides	3/4″ Solid Wood	5/8″ Solid Wood
Back	3/4″ Solid Wood	5/8″ Solid Wood
Bottom	3/16″ Plywood	3/16″ Plywood
Mounting Bracket	Wood Supports	Wood Supports
Drawer Height	3 1/2″	3 1/2″

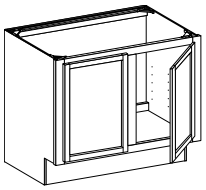

VANITY SINK CABINETS
Full Height Door(s)

VSink__ (Cabinet Width)

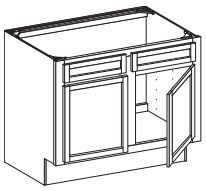

VANITY SINK CABINET WITH BLANKS
Door(s) with Drawer Blank(s)

VSink__ (Cabinet Width) Blank

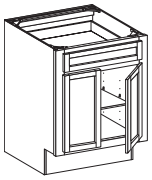

VANITY BASE CABINETS
Door(s) with Drawer(s)

VBase__ (Cabinet Width)

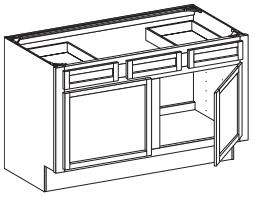

VANITY SINK BASE CABINETS

VSinkBase__ (Cabinet Width)

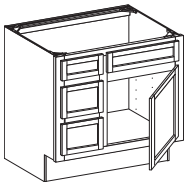

VANITY SINK DRAWER BASE CABINETS
(Widths 24″- 36″)

VSinkDrawerBase__ (Cabinet Width)

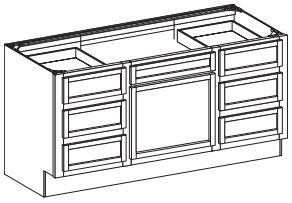

VANITY SINK DRAWER BASE CABINETS
(Widths 42″- 54″ and 57″- 60″ in VSDB57SB and VSDB60SB)

VSinkDrawerBase__ (Cabinet Width)

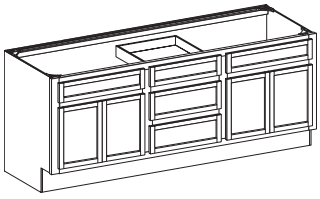

The VSDB54DB, VSDB57DB and VSDB60DB designs accommodate a double sink.

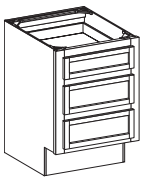

VANITY DRAWER BASE CABINETS

VDrawerBase__ (Cabinet Width)

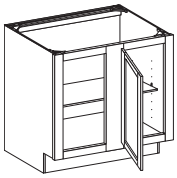

VANITY BLIND CORNER CABINETS

VBC__ (Cabinet Width)
Vanity Blind Corner

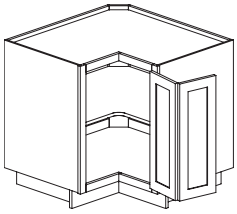

VANITY CORNER SINK BASE CABINETS

VCSB__ (Cabinet Width)
Vanity Corner Sink Base

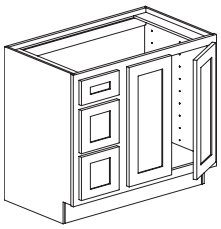

VANITY SINK DRAWER BASE CABINETS WITH FULL HEIGHT DOORS
(Widths 24″- 36″)

VSDB__FH (Cabinet Width) Full Height
Vanity Sink Drawer Base

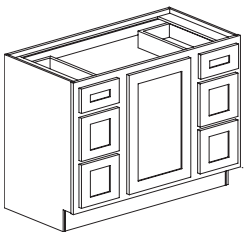

VANITY SINK DRAWER BASE CABINETS WITH FULL HEIGHT DOORS
(Widths 42″- 54″ and 57″- 60″ in VSDB57FHSB and VSDB60FHSB)

VSDB__FH (Cabinet Width) Full Height
Vanity Sink Drawer Base

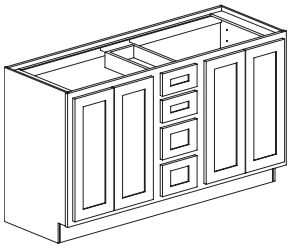

The VSDB54FHDB, VSDB57FHDB and VSDB60FHDB designs accommodate a double sink.

WELLBORN CABINET, INC.®

The Essence of Cabinetry

Marketing Materials

COOPERATIVE ADVERTISING AND MERCHANDISING PROGRAM

ESTATE COLLECTION™

ELEGANT BATH COLLECTION™

Wellborn CLOSETS™ Cabinetry for Every Room.

Home Concepts™

Directory

Description	*Page #*
Cutaways and Trays	12-3—12-4
Design Center and Wall Mounts	12-5—12-11
Design Center and Wall Mount Graphics/Replacement Parts	12-11—12-14
Startup Kits/Product Kits	12-15—12-20
Literature/Catalogs/Collated Books/Showroom Displays/Signage	12-20—12-24
Advertising Tools	12-25—12-26
Web Marketing Tools	12-27
Apps and Electronic Media	12-28—12-32
Computer Aided Design Systems	12-33
Photographic Services	12-35—12-39
Photographic Services Order Form	12-40
Promotional Products	12-41–12-42
Promotional Products Order Form	12-43
Co-operative Program	12-44—12-50
Co-op Merchandising and Advertising Claim Form	12-51
Logo Guidelines	12-52—12-53

Co-op at Order Entry

All orders placed as Quick Ship Co-op Eligible or Sales and Marketing Co-op Eligible will be automatically deducted from Co-op, provided funds if available. If you DO NOT wish to receive Co-op at order entry, simply place your sales and marketing support materials order as a Standard Order.

Quick Ship Program QS™

Many of our marketing materials are available to ship five (5) business days from your Wellborn rush order cut off date or nine (9) business days from your Estate rush order cut off date. Look for the Quick Ship Program emblem in this section denoting all items included in this program.

Sample Front Kits

Eligible for 100% Co-op Reimbursement



Our Sample Front Kit includes the drawer and door front finished in the color of your choice and packaged in an easy-to-carry box. A decal is included with the door indicating the door style, material and finish of the sample. The CDF option is available and option pricing will be applied when ordered.

INSET: Sample Front Kits are not available with hinges. Door will not open.

To order, use the door style code.
Example: SFK PRE ESX MPL NAT Essex Maple Natural
SFK $212 Base List

Mini Sample Base

Eligible for 100% Co-op Reimbursement



Wellborn's Mini Sample Base (for Overlay and Inset door styles) is our smallest base cabinet and is an excellent tool to take on sales calls. Select the door styles and finishes that are most popular in your market as an affordable way to show a variety of cabinetry styles within your showroom. Pricing for MSB1515 is base list price plus options and finish charges.
MSB1515 L/R See Price Catalog Vanity Section for List Price

		WIDTH		HEIGHT		DEPTH	
		Min.	Max.	Min.	Max.	Min.	Max.

Semi-Custom	APC	BO	CC	ES	FCE	FDBS	FH	FI	FIMD	FO	ID	IF	IME	MFE	MD	MH	MW	P	PCE	RD	RTK	TKA	VTK	WBR	WCM	WS	WTR
FOL/TOL	●				●								●	●					●			▲					
INS	●				●								●	●					●			▲					

Inset Mini Sample Base QS™

Eligible for 100% Co-op Reimbursement



The Inset Mini Sample Base is an excellent tool to take on sales calls. It is available in the following combination for Quick Ship:

- Davenport Square
- Inset
- Non-Beaded Frame
- Concealed Hinge–Right
- Maple
- Sable Charcoal

Other combinations are not available for Quick Ship. See Mini Sample Base.
MSB1515 $773 List

Base Cutaway

Eligible for 100% Co-op Reimbursement



Wellborn's Base Cabinet Cutaways are helpful in illustrating the high quality construction details included in our cabinetry. Attractive labels listing the key features are included. Base cabinet cutaways are available in the Premier Series and the Select Series.

Measurements: 24″w x 34½″h x 8″d.
Base Cutaway will be shipped either left or right hand.

Premier APC All Plywood Construction **B8741** **$865 List**
Rose Hall Square Cherry Light

The Premier Series **B8743** **$781 List**
Rose Hall Square Maple Light

The Select Series **B8745** **$714 List**
Harvest Square Maple Natural



Moulding Sample Display Tray QS

Eligible for 100% Co-op Reimbursement

The Moulding Sample Display Tray includes a 5½″ natural finished sample of most of the available mouldings. These mouldings are in two natural finished wooden display trays that measure 7¼″ w x 18″d and have dividers to display the moulding. The display trays are an excellent design tool to help your customers visualize the potential use of mouldings and to piece together their own unique style. The trays can be easily removed from a display area and carried to your design area. Some mouldings include magnets to display stacking design.

MSDT $802 List

Mouldings Included in B8652 & MSDT

ITEM CODE	DESCRIPTION	ITEM CODE	DESCRIPTION	ITEM CODE	DESCRIPTION
AM	Acanthus Moulding	FMC6	Contemporary Fascia Moulding 6″	RDIM3/4	Reeded Inset Moulding
B3/4	Batten Moulding	FMM3	Madison Profile Fascia Moulding 3″	RM3/4	Rope Moulding
BEM	Bottom Edge Moulding	FMM6	Madison Profile Fascia Moulding 6″	RTM	Ribbon Twist Moulding
BM	Base Moulding	FMO3	Ogee Fascia Moulding 3″	S1 1/4	Scribe Moulding 1¼″
C1 1/4	Corner Moulding 1¼″	FMO6	Ogee Fascia Moulding 6″	S3/4	Scribe Moulding ¾″
C3/4	Corner Moulding ¾″	FOCM	Full Overlay Crown Moulding	SBEM	Single Bead Edge Moulding
CAPM8	Wainscot Cap Moulding	GPLM8	Grape Leaf Moulding	SBSM8	Single Bead Stack Moulding 3″
CBM	Classic Base Moulding	IC3/4	Inside Corner Moulding	SCM	Shaker Crown Moulding
CEMB	Countertop Edge Moulding Bevel	ICM8	Angled Inside Corner Moulding	SCMF	Shaker Crown Flat Moulding
CEMO	Countertop Edge Moulding Ogee	ILRM8	Inset Light Rail Moulding	SCVM8	Small Cove Moulding
CM	Crown Moulding	LCVLRM8	Large Cove Light Rail Moulding	SLRM	Small Light Rail Moulding
CRM	Contemporary Radius Moulding	LCVM8	Large Cove Moulding	SKLRM	Shaker Light Rail Moulding
CSM8	Contemporary Stack Moulding	LGCM	Large Crown Moulding	SM3/4	Shoe Moulding
CVLRM8	Cove Light Rail Moulding	LOC	Large Outside Corner Moulding	SMCM	Small Crown Moulding
CWE	Classic Wood Edge Moulding	LRM	Light Rail Moulding	SO3/4	Soffit Moulding
DCAM8	Decorative Arch Moulding	LSCVM8	Large Simple Cove Crown Moulding	SR	Spindle Rail
DCM	Decorative Crown Moulding	MEL8	Melrose Moulding	SSM3/4	Simple Scribe Moulding ¾″
DI	Dentil Inset	MFMM	Mirror Frame Moulding Madison	STLRM	Small Traditional Light Rail Moulding
DIM3/4	Decorative Inset Moulding	MIM3/4	Mission Inset Moulding	SWCM	Small Wainscot Cap Moulding
DM	Dentil Moulding	MLRM8	Mission Light Rail Moulding	SWIM3/4	Swirl Inset Moulding
DPM	Decorative Panel Moulding	MS1 1/2	Mission Scribe Moulding	TBEM	Triple Bead Edge Moulding
DTM	Diagonal Transition Moulding	MS8	Mounting Strip	TBSM8	Triple Bead Stack Moulding 3″
ED3/4	Egg and Dart Moulding	OCM8	Angled Outside Corner Moulding	TCM	Traditional Crown Moulding
FBM	Furniture Base Moulding	OLM8	Olive Leaf Moulding	TIC3/4	Traditional Inside Corner Moulding
FMB3	Beaded Fascia Moulding 3″	OM3/4	Ogee Moulding ¾″	TLRM	Traditional Light Rail Moulding
FMB6	Beaded Fascia Moulding 6″	OSM8	Ogee Stack Moulding 3″	UCM	Universal Casing Moulding
FMC3	Contemporary Fascia Moulding 3″	PR8	Plate Rail	WVM	Woven Moulding



Large Moulding Display Tray

Eligible for 100% Co-op Reimbursement

Natural finished wooden display tray that measures 7¼″w x 18″d. Tray contains dividers for organization.

LMDT $89 List



Small Moulding Display Tray

Eligible for 100% Co-op Reimbursement

Natural finished wooden display tray that measures 7¼″w x 18″d. Tray contains dividers for organization.

SMDT $100 List



Moulding Sample Kit QS

Eligible for 100% Co-op Reimbursement

Wellborn's Moulding Sample Kit includes a 5½″ natural finished sample of most of the available mouldings in an easy to carry box. Each natural wood sample is labeled with its order identification code. Some mouldings include magnets to display stacking design. The sample kit is an excellent design tool to help your customers visualize the potential use of mouldings and to piece together their own unique styles.

B8652 $673 List

Large Design Center with Finish & Moulding Display Center

Not Eligible for Co-op Reimbursement

The Design Center in our Pebble Java finish is a beautiful way to display Wellborn cabinetry options to your customers. It displays our Wellborn, Estate Collection and Elegant Bath Collection product lines, including a selection of our vast array of overlay and inset door styles. Included with the Design Center are the sample chips and moulding sample trays, and an array of graphics to help you showcase the beauty and details of Wellborn Design. We have also included an iPad mounting platform so you can install your tablet for an interactive customer experience. This combination of accessories creates an all-inclusive design center/sales tool.

B9229 $34,984 List



Features

- 68 Door Samples
- Four Separate Base Cabinets Featuring Select, Premier and Estate Construction including Drawer Construction
- Standard and Optional Drawer Slides
- Full Extension Drawer Slides with Soft Close
- Sliding Shelf Kits Installed in Base Cabinet
- Sample Chips in Portable Wooden Carrying Cases
- Moulding Samples in Portable Wooden Carrying Cases
- 4 Drawer Posters Detailing Drawer Features
- 8 Hanging Graphics Showcasing Our Most Important Features and Selling Points
- iPad Mounting Glass Platform Included for Optional Installation (iPad Not Included)

Specifications

- Measures 90 11/16"w x 91 5/16"h x 25 3/4"d Fully Assembled
  - Display Cabinet Ships in Two Separate Units
  - Sample Doors and Hanging Graphics are Crated Separately - Ships in 2 Separate Units
  - Top Crated and Shipped Separately to Clear Showroom Doorways
  - Total of 5 Units
- Shell Cardboard Wrapped on Rolling Casters **Base Only** *(Must be Able to Unload and Roll through Showroom Doorways)*
- Top Section and Base Moulding Must be Mounted on Site *(Requires Approximately 1 Hour for Assembly)*



6–Sample Chips Display Trays
SCDT



2–Moulding Samples Display Trays
MSDT

Installation Instructions

1. Remove wood strips from crate.
2. Remove front panel.
3. Carefully remove base moulding. Base moulding is fully assembled to fit base.
4. Lay crate on back and remove 6- 2″ screws from bottom (3 each end).
5. Lay crate back down and remove 8- 2″ screws from back.
6. Remove Design Center top from crate.
7. Lay top on the back side and remove shipping bars.
8. Set top onto top of base cabinet, making sure all perimeter moulding is overlapping base cabinet.
9. When top is aligned, set 8- 2″ screws (already started 4 each side) into base.

The Design Center is already built with a slight back tilt to assure doors stay in the closed position. If doors do not stay in the closed position, slightly tilt back until all doors stay in the closed position.

Base moulding is designed to fit when installed on hard floor surface (wood, tile, etc.). When installed on carpet, Design Center may need raising approximately ½″, depending on nap of carpet.

To install doors, slide top of hinge into top hole until bottom of hinge goes over moulding. Hold door in upright position and slide bottom of hinge into bottom hole.
Door will stop at preset height.

Doors Layout

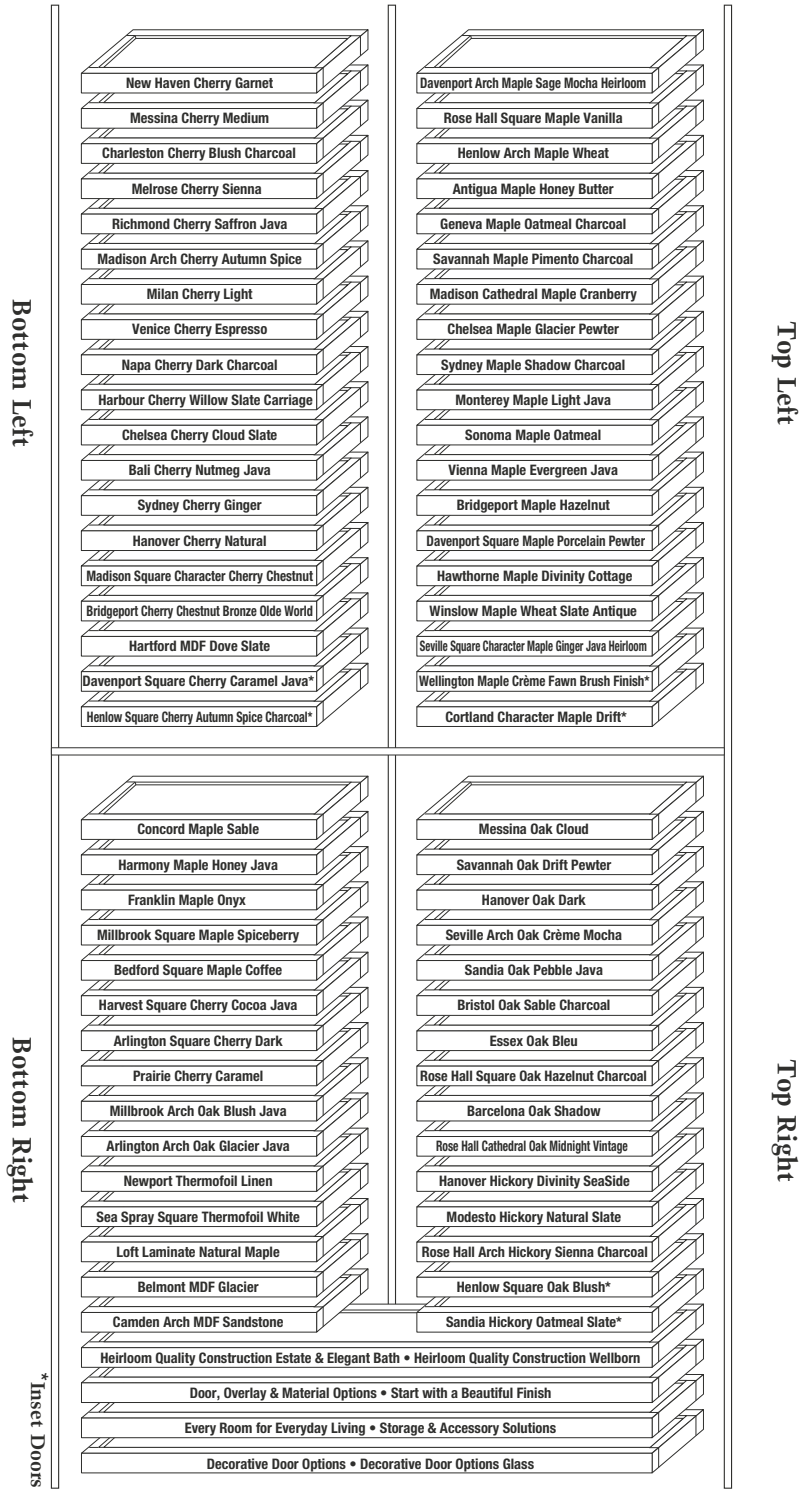

Small Design Center with Finish & Moulding Display Center

Not Eligible for Co-op Reimbursement

The Design Center in our Pebble Java finish is a beautiful way to display Wellborn cabinetry options to your customers. It displays our Wellborn, Estate Collection and Elegant Bath Collection product lines, including a selection of our vast array of overlay and inset door styles. Included with the Design Center are the sample chips display trays and an array of graphics to help you showcase the beauty and details of Wellborn Design. This combination of accessories creates an all-inclusive design center/sales tool.

B9241 $23,826 List



Features

- 30 Door Samples
- Two Separate Base Cabinets Featuring Select, Premier and Estate Construction including Drawer Construction
- Standard and Optional Drawer Slides
- Full Extension Drawer Slides with Soft Close
- Sliding Shelf Kits Installed in Base Cabinet
- Sample Chips in Portable Wooden Carrying Cases
- 4 Drawer Posters Detailing Drawer Features
- 8 Hanging Graphics Showcasing Our Most Important Features and Selling Points

Specifications

- Measures 54 11/16"w x 91 5/16"h x 25 3/4"d Fully Assembled
  - Display Cabinet Ships in Two Separate Units
  - Sample Doors and Hanging Graphics are Crated Separately - Ships in 1 Unit
  - Top Crated and Shipped Separately to Clear Showroom Doorways
  - Total of 4 Units
- Shell Cardboard Wrapped on Rolling Casters **Base Only** *(Must be Able to Unload and Roll through Showroom Doorways)*
- Top Section and Base Moulding Must be Mounted on Site *(Requires Approximately 1 Hour for Assembly)*



6* – Sample Chips Display Trays
SCDT

* Additional 2 Sample Chip Display Trays can be placed on countertop.

Doors Layout

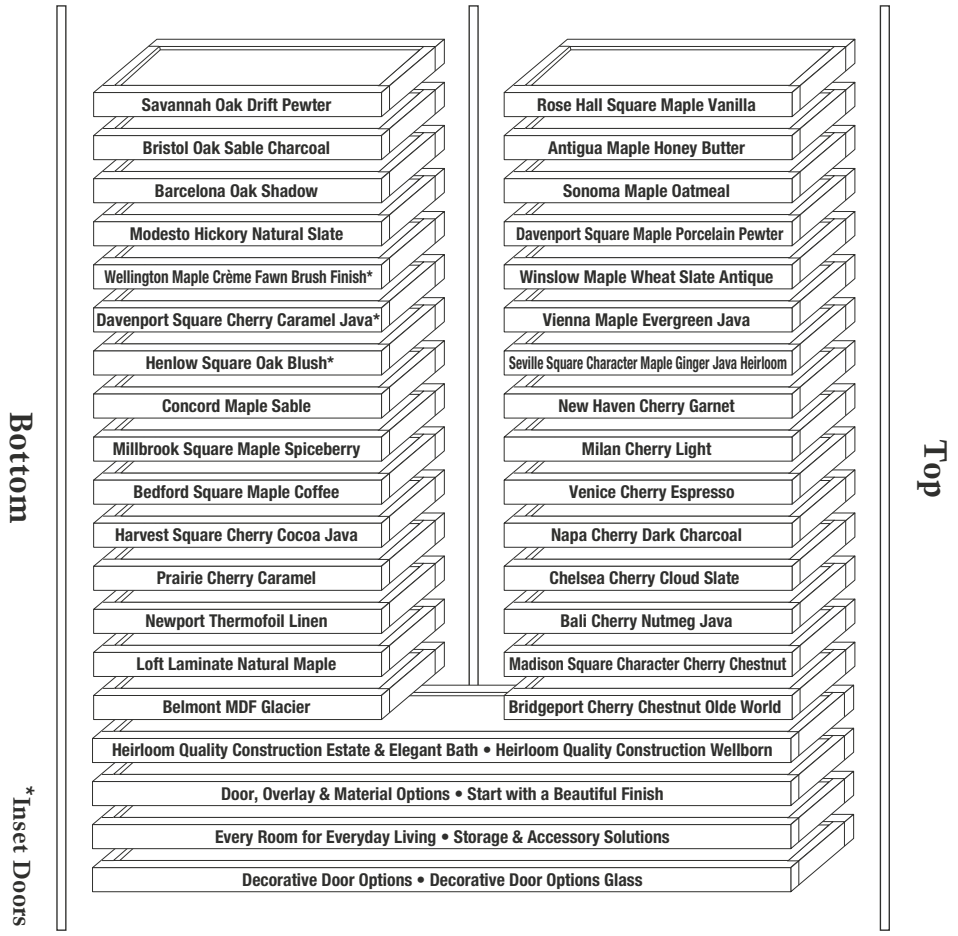

Installation Instructions

1. Remove wood strips from crate.
2. Remove front panel.
3. Carefully remove base moulding. Base moulding is fully assembled to fit base.
4. Lay crate on back and remove 6- 2″ screws from bottom (3 each end).
5. Lay crate back down and remove 8- 2″ screws from back.
6. Remove Design Center top from crate.
7. Lay top on the back side and remove shipping bars.
8. Set top onto top of base cabinet, making sure all perimeter moulding is overlapping base cabinet.
9. When top is aligned, set 8- 2″ screws (already started 4 each side) into base.

The Design Center is already built with a slight back tilt to assure doors stay in the closed position. If doors do not stay in the closed position, slightly tilt back until all doors stay in the closed position.

Base moulding is designed to fit when installed on hard floor surface (wood, tile, etc.). When installed on carpet, Design Center may need raising approximately ½″, depending on nap of carpet.

To install doors, slide top of hinge into top hole until bottom of hinge goes over moulding. Hold door in upright position and slide bottom of hinge into bottom hole.
Door will stop at preset height.

Wall Mount Display - Standard Door Option

Not Eligible for Co-op Reimbursement

- Constructed of Maple with Pebble Java finish
- Two piece door display
- Mounts to wall leaving floor space available
- Top and bottom pieces fit flush for a complete look
- Holds up to 38 doors
- Top includes 19 pre-selected doors
- Bottom includes 19 pre-selected doors
- Door style decal and made in the USA decal applied to each door back
- Door pivot hinges attached to doors, doors must be field installed
- Order top piece alone or add bottom piece for a larger display
- Installation instructions on page 12-11
- Requires minimum depth clearance of 15½"
- Wood species decal included with bottom section



B9210 Wall Mount Display Top with Standard Doors
$4,370 List



B9215 Wall Mount Display Bottom with Standard Doors
$3,140 List

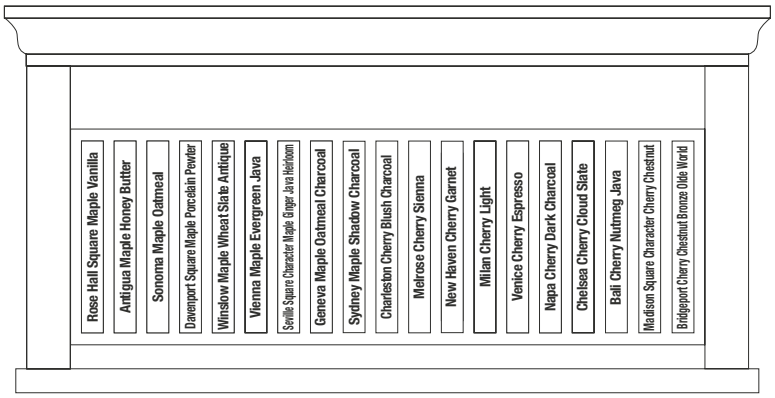

Door Layout for B9210

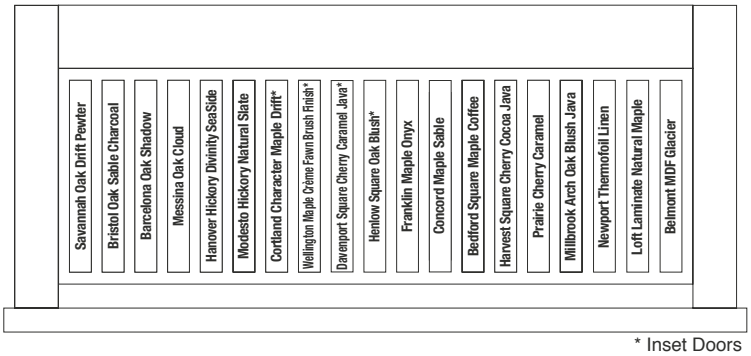

* Inset Doors

Door Layout for B9215



Bottom display unit (B9215) fits flush with top unit (B9210) creating a complete display.

Wall Mount Display - Pick A Door Option

Not Eligible for Co-op Reimbursement

- Constructed of Maple with Pebble Java finish
- Two piece door display
- Mounts to wall leaving floor space available
- Top and bottom pieces fit flush for a complete look
- Holds up to 38 doors
- Top holds 19 doors
- •Bottom holds 19 doors
- Installation instructions on page 12-11
- Order top piece alone or add bottom piece and create your own display
- Display Doors are available to order 6 weeks prior to
- the door style/finish availability date for any new door style/finish combinations unless otherwise announced
- Display Door ordering information is located in this section
- Order doors separately
- Ordering code: FD1414DD
- Door style decal and made in the USA decal shipped with each display door for field installation
- Door pivot hinges shipped with each unit for field installation
- Doors will be shipped separately in a white display door box

Ordering example:
FD1414DD SEL ARA MPL SBY
Arlington Arch Maple Spiceberry Display Door



Holds 19 doors in any available door style/ finish combination you choose



B9220 Wall Mount Display Top without doors
$2,365 List



Holds 19 doors in any available door style/ finish combination you choose



B9225 Wall Mount Display Bottom without doors
$1,136 List



Door Back Decal provides important door style specifications.



Display Door Hinge

Order B9393 for Wall Mount Displays ordered January 18, 2010 until October 5, 2014. Order B8291 (left hinge) or B8295 (right hinge) for Wall Mount Displays ordered October 6, 2014 or after.



***Overall width can be up to 48" when 19 doors are fully extended.**

Design Center and Wall Mount Display Door Replacements

Eligible for 100% Co-op Reimbursement



Display Doors are available to order 6 weeks prior to the door style/finish availability date for any new door style/finish combinations, unless otherwise announced.

Display Doors
Display Doors include the door style decal on back.
These doors can be ordered for the Wall Mount Display. The size is 14⅝" x 14⅛". Finish and finish technique charges will apply. Use the following codes to order replacement display doors for overlay and inset door styles:

- Overlay ordering code: **FD1414DD** **$150 List**
- Inset ordering code: **IFD1414DD** **$173 List**

Ordering Example:
FD1414DD PRE MRY MPL LGT

FD1414DDs and IFD1414DDs Available in the Quick Ship Program QS™
FD1414DDs in any combination are available to ship five (5) business days from Wellborn rush order cut off date and IFD1414DDs in any combination are available to ship nine (9) business days from Estate rush order cut off date. Ten (10) Quick Ship Display Doors are available across all the Wellborn Cabinet, Inc. brands. All other FD1414DDs will be shipped in 13-18 business days.

Installation Instructions:

Mounting the Top Wall Mount Display (B9210 and B9220)
Locate the wall studs in the area you have chosen for your Display. The unit should be centered over two studs.

Mark the stud locations on the Display Unit and pre-drill four holes in the flat center area behind the doors display area (see drawing). Attach the unit to the wall with four (min. 2½") drywall screws at the pre-drilled locations. Be sure the screws penetrate the wall studs and the unit pulls tight to the wall. Cover the screw heads with caps if desired.

Mounting the Lower Wall Mount Display (B9215 and B9225)
Repeat the procedures above for locating and pre-drilling for installation screws. Slide the lower unit into the bottom of the upper unit and attach the unit to the wall with four (min. 2½") drywall screws at the pre-drilled locations. Be sure the screws penetrate the wall studs and the unit pulls tight to the wall. Cover the screw heads with caps if desired.

Doors (FD1414DD & IFD1414DD)

1. Place the door face down on a flat, non-marring surface.
2. Position the Door Pivot Hinge on the right side of the door centered top to bottom. See drawing for dimensions. Mark the hole locations on the back of the door.
3. Secure Door Pivot Hinge to the door with two #8 x ⅝" Pan Head screws.
4. The hinged door can now be installed in the Wall Mount Display Unit by inserting the top of the rod into the desired hole location, push the rod to the top of the hole and let the bottom of the rod slide into the corresponding hole at the bottom.

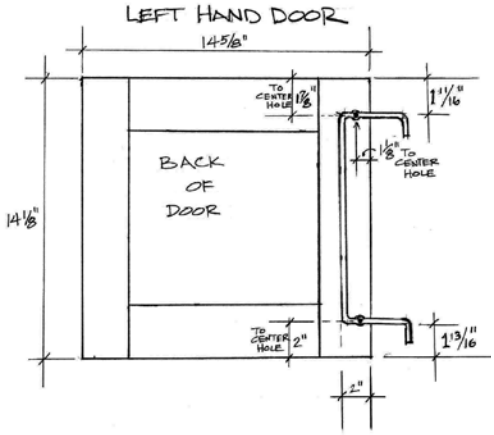

Decals for Door Samples
A marketing decal may be ordered for all sample front kits, design center doors and display doors. To order specify door profile, material, finish and any finishing techniques. Decals come standard on Display Doors and Sample Front Kits.
DECAL $7 List



Made in the USA Door Sticker
1¼" x 9" sticker
G1008PK10 $3 List



Sample Chip Display Trays
SCDT $6,854 List

Moulding Sample Display Trays
MSDT $802 List

Hinge Replacement
B9393 16" Pivot Hinge
(for Wall Mount Displays ordered January 18, 2010 – October 5, 2014) $25 List

B8291 Display Door Hinge Left–Bronze–Current Style–
(for Wall Mount Displays ordered October 6, 2014 to present) $10 List

B8295 Display Door Hinge Right–Bronze–Current Style
(for Wall Mount Displays ordered October 6, 2014 to present) $10 List



Wood Species Decal
G1007 $43 List



Drawer Graphics
Eligible for 100% Co-op Reimbursement

Select Standard Cabinet Construction Drawer Poster
14⅞" x 20½" drawer poster
G1002 $26 List

Select All Plywood Cabinet Construction Drawer Poster
15½" x 19½" drawer poster
G1003 $26 List

Estate Standard Cabinet Construction Drawer Poster
15½" x 19½" drawer poster
G1016 $26 List

Wellborn Standard & All Plywood Cabinet Construction Drawer Poster
15½" x 19½" drawer poster
G1017 $26 List



Hanging Graphics

Order includes graphic only, metal graphic frame sold separately
Eligible for 100% Co-op Reimbursement



Storage & Accessory Solutions
14½" x 32⅜" hanging poster
G1001 $30 List

Every Room for Everyday Living
14½" x 32⅜" hanging poster
G1009 $30 List

Decorative Door Options Glass
14½" x 32⅜" hanging poster
G1010 $30 List

Decorative Door Options
14½" x 32⅜" hanging poster
G1011 $30 List

Heirloom Quality Construction Estate & Elegant Bath
14½" x 32⅜" hanging poster
G1012 $30 List

Heirloom Quality Construction Wellborn
14½" x 32⅜" hanging poster
G1013 $30 List

Door, Overlay & Material Options
14½" x 32⅜" hanging poster
G1014 $30 List

Start with a Beautiful Finish
14½" x 32⅜" hanging poster
G1015 $30 List

Metal Graphic Frame
Metal frame for hanging poster
B8290 $73 List



Glass Insert
Glass overlay for Decorative Door Options Glass hanging poster
B8293 $375 List



Display Hardware Bracket
Bronze metal rack to hold the design center display doors
B8292 $78 List



Additional Design Center Graphics

Eligible for 100% Co-op Reimbursement

Graphic Display Sign 5" x 6⅜" Select & Estate QS

2 - 5" x 6⅜" Display Graphics for the Smooth Close Hinges offered in Select Series and Estate Collection.

G1004 $33 List



Warranty Graphic QS

5" x 7" Adhesive Warranty Easel Graphic

G1005 $58 List



End Panel Construction Graphic QS

Two sided 6¼" x 14½" End Panel Construction Graphic

G1006 $42 List





Wellborn Design Center Header QS

HEADER6 $1,300 List



Brass Marketing Items

Eligible for 100% Co-op Reimbursement

The brass marketing items on previous design centers are available by contacting your Customer Service Representative. If the brass plate is in stock it will be mailed to you. If the brass plate is not in stock you will be transferred to the Art Department Manager for ordering through Photographic Services and a price will be quoted per order.

Wellborn Logo Sign

Etched zinc, blue on gold, 25″ w x 5¾″ h

B9381



Creative Moulding Combinations Sign

14″ w x 3″ h

B9382



Brass Series Plates

Plates can be ordered for all product lines. Please contact art department. 5" w x 1" h

B9377



Brass Index Plates

1" w x 5.5" h

Maple	**B9372**
Cherry	**B9373**
Oak	**B9374**
Hickory	**B9375**
Thermofoil	**B9376**



Brass Door Style Finish Plates

A brass plate can be ordered to apply to door front. 2" w x 1" h

B9370

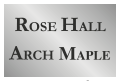

Example Only

Made in America Brass Plaque

2″ w x ¾″ h

B8730PK10 $136



All Brands Customer Start Up Kit QS

Eligible for 100% Co-op Reimbursement

The All Brands Customer Start Up Kit contains marketing materials which will get your Wellborn Cabinet, Inc. display started. Items are subject to change based on current marketing materials available.

B8752 $4,314 List



Quantity:	Item Code:	Description:
(1)	B8715	Warranty Page
(1)	B8749	Lifetime Limited Warranty Easel
(1pk)	B8545PK10	#2 Wellborn Pencils
(1)	B8720	Customer Guide
(1)	B8525	The Premier and Select Series Specification Catalog
(1)	B8529	The Premier and Select Series Price Catalog
(1)	B8527	Estate Specification Catalog
(1)	B8632	Estate Price Catalog
(1)	B8733	Elegant Bath Collection Specification and Price Catalog
(1)	B8732	Home Concepts Specification and Price Catalog
(1)	B8526	Wellborn Closets Specification and Price Catalog
(2)	B8748	The Premier Series Standard Wood Drawer Stickers
(1pk)	B8725PK100	Whole Home Design Solution Trifold
(1)	B8674	Postcard Booklet
(1)	B8534	Dealer Window Decal
(1)	B8652	Moulding Sample Kit
(1)	SCK	Sample Chip Kit
(1pk)	B8499PK10	Essence of Cabinetry
(1pk)	B8734PK10	Elegant Bath Collection Brochure
(1pk)	B8736PK10	Home Concepts Brochure
(1pk)	B8761PK10	Wellborn Closets Brochure
(1pk)	B8765PK10	Wellborn Closets Installation, Care & Warranty Guide
(1pk)	B8786PK10	Start with a Beautiful Finish
(1)	SFK	SEL Arlington Square Cherry Dark
(1)	SFK	PRE Sandia Hickory Oatmeal Slate
(1)	FD1414DD	PRE Antigua Maple Honey Butter
(1)	FD1414DD	PRE Hartford MDF Dove Slate
(1)	FD1414DD	SEL Belmont MDF Glacier
(1)	FD1414DD	PRE Rose Hall Square Maple Vanilla
(1)	FD1414DD	PRE Hawthorne Maple Divinity Cottage
(1)	IFD1414DD	ECC Wellington Inset Beaded Frame BH-SN Maple Crème Fawn Brush Finish

Contractor's Start Up Kit QS

Eligible for 100% Co-op Reimbursement

The Contractor's Start Up Kit includes many marketing items listed below to get your remodeler's started with Wellborn.

B9245 $7,817 List



Quantity:	Item Code:	Description:
(1)	PKPK	Product Knowledge Presentation Kit
(1)	B8530	Sample Door Bag
(1)	FD1414DD	Premier Antigua Maple, Honey Butter
(1)	FD1414DD	Premier Hartford MDF, Dove Slate
(1)	FD1414DD	Select Belmont MDF, Glacier
(1)	FD1414DD	Premier Hawthorne Maple, Divinity Cottage
(1)	FD1414DD	Premier Rose Hall Square Maple, Vanilla
(5)	B8612	Felt Sleeves for Doors
(1)	B8652	Moulding Sample Kit
(1)	SCK	Sample Chip Kit

WRAP Welcome Packet

Eligible for 100% Co-op Reimbursement

The Wellborn Remodeling Alliance Plus (WRAP) program contains everything you need to be a WRAP dealer. Grow your business today with WRAP!

B8572 $891 List

Quantity:	Item Code:	Description:
(1)		Welcome Letter
(1)	B8719	An Inside Look DVD
(1)	B8760	Name of Distinction DVD
(1)	B8773	HGTV Sizzle Reel DVD
(1)	B8756	Hot Trends DVD
(1)	B8774	All Literature CD
(1)	B8629	Wellborn All Brands Literature, Spec and Price Flash Drive
(1)	B8627	Wellborn All Brands Videos Flash Drive
(25)	B8725PK100*	Whole Home Design Solution
(3)	B8786PK10*	Start With a Beautiful Finish
(3)	B8755PK10*	Why Wellborn
(3)	B8761PK10*	Wellborn Closets Brochure
(3)	B8734PK10*	Elegant Bath Collection Brochure
(3)	B8499PK10*	Essence of Cabinetry

**Kit contains individual piece counts of literature. Complete packs must be ordered separately.*

Finishing Touches Kit

Eligible for 100% Co-op Reimbursement

Wellborn's Finishing Touches Kit contains everything you will need to make on-site adjustments after installation. A Wellborn canvas bag, which contains the whole kit, is included. Items are subject to change based on current availability.

FTK $1967 List

Quantity:	Description:	Quantity:	Description:
(38)	Soft Wax Putty Sticks	(1)	Liquid Sandpaper 150 mil
(45)	Hard Wax Putty Sticks	(1)	Paint Box
(21)	Dye Pens	(5)	Dye Touch-up Bottles
(7)	Edge Pens	(1)	Cellulose Thinner
(1)	Set of 3 Color Graining Pens	(1)	Felt Pad
(1)	Special Repair Lacquer	(1)	Pack of Cotton Cloths
(1)	Special Scraper	(1)	Hot Knife
(1)	500 Applicator		



Sample Chip Display Trays

Eligible for 100% Co-op Reimbursement

The Sample Chip Display Trays include sample chips of all the Wellborn finishes. These samples are in six natural finished wooden display trays that measure 7¼″ x 18″ each. The six trays can be easily removed from a display and carried to your design area. Each sample chip is labeled with the material and finish of the sample. To see finish techniques, you will need to order a display door.

SCDT $6,854 List



Sample Chip Kit

Eligible for 100% Co-op Reimbursement

This Sample Chip Kit includes samples of all Wellborn finishes in three convenient, easy to carry boxes with room to grow as new finishes become available. To see finish techniques, you will need to order a display door.

SCK $6,408 List



Sample Chip Display Trays and Sample Chip Kit Listings

Cherry

C-10	Cherry Cloud
C-20	Cherry Natural
C-30	Cherry Saffron
C-40	Cherry Light
C-50	Cherry Ginger
C-60	Cherry Medium
C-70	Cherry Chestnut
C-80	Cherry Caramel
C-90	Cherry Dark
C-100	Cherry Sable
C-110	Cherry Autumn Spice
C-120	Cherry Oatmeal
C-130	Cherry Drift
C-140	Cherry Sienna
C-150	Cherry Blush
C-160	Cherry Espresso
C-170	Cherry Garnet
C-180	Cherry Shadow
C-190	Cherry Cloud Sugar
C-200	Cherry Cloud Pewter
C-210	Cherry Cloud Slate
C-220	Cherry Cloud Mocha
C-230	Cherry Natural Slate
C-240	Cherry Natural Java
C-250	Cherry Saffron Slate
C-260	Cherry Saffron Java
C-270	Cherry Light Sugar
C-280	Cherry Light Charcoal
C-290	Cherry Ginger Java
C-300	Cherry Ginger Toffee
C-310	Cherry Chestnut Bronze
C-320	Cherry Nutmeg Java
C-330	Cherry Caramel Java
C-340	Cherry Cocoa Java
C-350	Cherry Sable Charcoal
C-360	Cherry Dark Charcoal
C-370	Cherry Autumn Spice Charcoal
C-380	Cherry Oatmeal Slate
C-390	Cherry Oatmeal Charcoal
C-400	Cherry Oatmeal Java
C-410	Cherry Drift Pewter
C-420	Cherry Drift Slate
C-430	Cherry Drift Java
C-440	Cherry Sienna Charcoal
C-450	Cherry Blush Charcoal
C-460	Cherry Blush Java
C-470	Cherry Garnet Bronze
C-480	Cherry Garnet Charcoal
C-490	Cherry Shadow Pewter
C-500	Cherry Shadow Charcoal
C-510	Cherry Evergreen Java

Maple

M-10	Maple Cloud
M-20	Maple Natural
M-30	Maple Wheat
M-40	Maple Light
M-50	Maple Ginger
M-60	Maple Medium
M-70	Maple Chestnut
M-80	Maple Hazelnut
M-90	Maple Caramel
M-100	Maple Sable
M-110	Maple Cranberry
M-120	Maple Spiceberry
M-130	Maple Oatmeal
M-140	Maple Drift
M-150	Maple Sienna
M-160	Maple Blush
M-170	Maple Espresso
M-180	Maple Coffee
M-190	Maple Shadow
M-200	Maple Cloud Sugar
M-210	Maple Cloud Pewter
M-220	Maple Cloud Slate
M-230	Maple Cloud Mocha
M-240	Maple Natural Slate
M-250	Maple Wheat Slate
M-260	Maple Honey Java
M-270	Maple Light Sugar
M-280	Maple Light Java
M-290	Maple Ginger Java
M-300	Maple Ginger Toffee
M-310	Maple Chestnut Bronze
M-320	Maple Hazelnut Charcoal
M-330	Maple Nutmeg Java
M-340	Maple Caramel Java
M-350	Maple Sable Charcoal
M-360	Maple Cranberry Charcoal
M-370	Maple Oatmeal Slate
M-380	Maple Oatmeal Charcoal
M-390	Maple Oatmeal Java
M-400	Maple Drift Pewter
M-410	Maple Drift Slate
M-420	Maple Drift Java
M-430	Maple Sienna Charcoal
M-440	Maple Blush Charcoal
M-450	Maple Blush Java
M-460	Maple Shadow Pewter
M-470	Maple Shadow Charcoal
M-480	Maple Evergreen Java
M-490	Maple Porcelain
M-500	Maple Glacier
M-510	Maple Divinity
M-520	Maple Crème
M-530	Maple Vanilla
M-540	Maple Honey Butter
M-550	Maple Sandstone
M-560	Maple Pebble
M-570	Maple Dove
M-580	Maple Willow
M-590	Maple Bleu
M-600	Maple Onyx
M-610	Maple Sage
M-620	Maple Pimento
M-630	Maple Porcelain Pewter
M-640	Maple Porcelain Java
M-650	Maple Glacier Pewter
M-660	Maple Glacier Java
M-670	Maple Divinity Java
M-680	Maple Crème Cappuccino
M-690	Maple Crème Mocha
M-700	Maple Vanilla Slate
M-710	Maple Honey Butter Toffee
M-720	Maple Sandstone Pewter
M-730	Maple Sandstone Slate
M-740	Maple Pebble Pewter
M-750	Maple Pebble Java
M-760	Maple Dove Pewter
M-770	Maple Dove Slate
M-780	Maple Dove Bronze
M-790	Maple Willow Slate
M-800	Maple Willow Bronze
M-810	Maple Bleu Bronze
M-820	Maple Sage Mocha
M-830	Maple Pimento Charcoal

Laminate

L-10	Laminate White
L-20	Laminate Linen
L-30	Laminate Natural Maple
L-50	Laminate Sienna Maple
L-70	Laminate Spiceberry Maple

Thermofoil

T-10	Thermofoil White
T-20	Thermofoil Linen

Sample Chip serial numbers and layouts are subject to change.

Oak

O-10	Oak Cloud
O-20	Oak Natural
O-30	Oak Light
O-40	Oak Ginger
O-50	Oak Medium
O-60	Oak Chestnut
O-70	Oak Hazelnut
O-80	Oak Caramel
O-90	Oak Dark
O-100	Oak Sable
O-110	Oak Cranberry
O-120	Oak Spiceberry
O-130	Oak Oatmeal
O-140	Oak Drift
O-150	Oak Sienna
O-160	Oak Blush
O-170	Oak Espresso
O-180	Oak Coffee
O-190	Oak Shadow
O-200	Oak Cloud Sugar
O-210	Oak Cloud Pewter
O-220	Oak Cloud Slate
O-230	Oak Cloud Mocha
O-240	Oak Natural Slate
O-250	Oak Wheat Slate
O-260	Oak Honey Java
O-270	Oak Light Sugar
O-280	Oak Light Java
O-290	Oak Ginger Java
O-300	Oak Ginger Toffee
O-310	Oak Chestnut Bronze
O-320	Oak Hazelnut Charcoal
O-330	Oak Nutmeg Java
O-340	Oak Caramel Java
O-350	Oak Cocoa Java
O-360	Oak Sable Charcoal
O-370	Oak Cranberry Charcoal
O-380	Oak Oatmeal Slate
O-390	Oak Oatmeal Charcoal
O-400	Oak Oatmeal Java
O-410	Oak Drift Pewter
O-420	Oak Drift Slate
O-430	Oak Drift Java
O-440	Oak Sienna Charcoal
O-450	Oak Blush Charcoal
O-460	Oak Blush Java
O-470	Oak Shadow Pewter
O-480	Oak Shadow Charcoal
O-490	Oak Evergreen Java
O-500	Oak Porcelain
O-510	Oak Glacier
O-520	Oak Divinity
O-530	Oak Crème
O-540	Oak Vanilla
O-550	Oak Honey Butter
O-560	Oak Sandstone
O-570	Oak Pebble
O-580	Oak Dove
O-590	Oak Willow
O-600	Oak Bleu
O-610	Oak Onyx
O-620	Oak Sage
O-630	Oak Pimento
O-640	Oak Porcelain Pewter
O-650	Oak Porcelain Java
O-660	Oak Glacier Pewter
O-670	Oak Glacier Java
O-680	Oak Divinity Java
O-690	Oak Crème Cappuccino
O-700	Oak Crème Mocha
O-710	Oak Vanilla Slate
O-720	Oak Honey Butter Toffee
O-730	Oak Sandstone Pewter
O-740	Oak Sandstone Slate
O-750	Oak Pebble Pewter
O-760	Oak Pebble Java
O-770	Oak Dove Pewter
O-780	Oak Dove Slate
O-790	Oak Dove Bronze
O-800	Oak Willow Slate
O-810	Oak Willow Bronze
O-820	Oak Bleu Bronze
O-830	Oak Sage Mocha
O-840	Oak Pimento Charcoal

Hickory

H-10	Hickory Cloud
H-20	Hickory Natural
H-30	Hickory Light
H-40	Hickory Ginger
H-50	Hickory Medium
H-60	Hickory Chestnut
H-70	Hickory Hazelnut
H-80	Hickory Caramel
H-90	Hickory Dark
H-100	Hickory Sable
H-110	Hickory Cranberry
H-120	Hickory Spiceberry
H-130	Hickory Oatmeal
H-140	Hickory Drift
H-150	Hickory Sienna
H-160	Hickory Blush
H-170	Hickory Espresso
H-180	Hickory Coffee
H-190	Hickory Shadow
H-200	Hickory Cloud Sugar
H-210	Hickory Cloud Pewter
H-220	Hickory Cloud Slate
H-230	Hickory Cloud Mocha
H-240	Hickory Natural Slate
H-250	Hickory Wheat Slate
H-260	Hickory Honey Java
H-270	Hickory Light Sugar
H-280	Hickory Light Java
H-290	Hickory Ginger Java
H-300	Hickory Ginger Toffee
H-310	Hickory Chestnut Bronze
H-320	Hickory Hazelnut Charcoal
H-330	Hickory Nutmeg Java
H-340	Hickory Caramel Java
H-350	Hickory Cocoa Java
H-360	Hickory Sable Charcoal
H-370	Hickory Cranberry Charcoal
H-380	Hickory Oatmeal Slate
H-390	Hickory Oatmeal Charcoal
H-400	Hickory Oatmeal Java
H-410	Hickory Drift Pewter
H-420	Hickory Drift Slate
H-430	Hickory Drift Java
H-440	Hickory Sienna Charcoal
H-450	Hickory Blush Charcoal
H-460	Hickory Blush Java
H-470	Hickory Shadow Pewter
H-480	Hickory Shadow Charcoal
H-490	Hickory Evergreen Java
H-500	Hickory Porcelain
H-510	Hickory Glacier
H-520	Hickory Divinity
H-530	Hickory Crème
H-540	Hickory Vanilla
H-550	Hickory Honey Butter
H-560	Hickory Sandstone
H-570	Hickory Pebble
H-580	Hickory Dove
H-590	Hickory Willow
H-600	Hickory Bleu
H-610	Hickory Onyx
H-620	Hickory Sage
H-630	Hickory Pimento
H-640	Hickory Porcelain Pewter
H-650	Hickory Porcelain Java
H-660	Hickory Glacier Pewter
H-670	Hickory Glacier Java
H-680	Hickory Divinity Java
H-690	Hickory Crème Cappuccino
H-700	Hickory Crème Mocha
H-710	Hickory Vanilla Slate
H-720	Hickory Honey Butter Toffee
H-730	Hickory Sandstone Pewter
H-740	Hickory Sandstone Slate
H-750	Hickory Pebble Pewter
H-760	Hickory Pebble Java
H-770	Hickory Dove Pewter
H-780	Hickory Dove Slate
H-790	Hickory Dove Bronze
H-800	Hickory Willow Slate
H-810	Hickory Willow Bronze
H-820	Hickory Bleu Bronze
H-830	Hickory Sage Mocha
H-840	Hickory Pimento Charcoal

Sample Chip serial numbers and layouts are subject to change.

Note: For Braze, Forge, Tensile, Tungsten, Brush Finish, ColorInspire and all MDF samples, order a display door.

Sample Chip Kit Boxes QS

Eligible for 100% Co-op Reimbursement

Due to our tremendous expansion in finish offerings, one box will no longer hold all the current sample chips available. We now offer over 200 samples! So to help we have made available just the box. This allows you the extra room you need to organize your samples however you need them. Samples not included.

B8784 $60 List/Box



Sample Chip Display Tray QS

Eligible for 100% Co-op Reimbursement

Natural finished wooden display tray that measures 7¼″w x 18″d. Samples not included.

CDT $79 List



Sample Chips QS

Eligible for 100% Co-op Reimbursement

Order individual samples or packs of 5 of just the finish chips you need. Each sample is labeled with material, finish, expiration date and characteristics on the back. To see finish techniques, order a door.

SC $20 List

SCPK5 $98 List - Packs of 5 must be ordered in the same material and finish

Use the following codes to order Sample Chips:
SC — Sample Chip
Example: SC MPL SEA





Finish Technique Sample Door Kit

Eligible for 100% Co-op Reimbursement

This Wellborn kit contains seven 14⅝″ x 14⅛″ display doors with each one showing a sample of Wellborn's Finish Techniques. The back of each door has a decal displaying the technique and its features. Door profile, wood species and finish have been pre-selected. To see a finish technique of your choice, order a door in the desired wood species, door style and finish combination.

FTSDK $1,263 List



Madison Arch
Character Maple
Porcelain Java
ANTIQUE



Rose Hall Square
Oak
Oatmeal Slate
CARRIAGE



Hanover
Maple
Divinity
COTTAGE



Savannah
Maple
Sable Charcoal
HEIRLOOM



Richmond
Cherry
Chestnut Bronze
OLDE WORLD



Henlow Square
Maple
Pebble
SEASIDE



Seville Square
Cherry
Sage
VINTAGE

Glass & Wire Mesh Sample Kit QS



Eligible for 100% Co-op Reimbursement

Each glass and wire mesh sample is 3¼″ x 5¾″ and is securely housed within a stylish display box. These samples are sized so they can also be displayed in the carrying cases or wooden display trays that hold the sample chips. Each kit includes one each of the glass and wire mesh samples below.

Clear Glass	Super Seedy Glass
Reeded Glass	Clear Antique Glass
Satin Glass	Clear Water Glass
Clear Seedy Glass	Clear Baroque Glass
Wire Mesh Insert Cottage	Oil Rubbed Bronze
Wire Mesh Insert Manor	Satin Steel (Reversible)
Wire Mesh Insert Bungalow	Antique Brass (Reversible)
Wire Mesh Insert Colonial	Oil Rubbed Bronze (Reversible)
Wire Mesh Insert Tudor	Satin Steel

GWMSK $345 List

Product Knowledge Presentation Kit QS



Eligible for 100% Co-op Reimbursement

Have the tools you need at your fingertips. Wellborn has created a kit for you to use to present the benefits and construction features Wellborn offers. From our Premier Series, this kit features a Savannah miter mortise and tenon joint. It also includes a cope and tenon door showing the unique Wellborn center panel construction and the clamp nail miter door construction found in the Select Series.

PKPK $121 List

Sample Door Bag QS



Eligible for 100% Co-op Reimbursement

Our Sample Door Bag is perfect for sales calls and stores your door samples safely, whether in your showroom or in your car. The canvas bag houses up to 6 doors plus ample room for literature and finish sample chips. The bag has a secure handle and shoulder strap for easy carrying. (Order FD1414 door sizes for all series. Doors must be ordered separately.)

B8530 $735 List

Felt Sleeve For Doors

Felt sleeves are available to protect each sample and keep them looking new.

B8612 $55 List

Point of Purchase Stickers QS

Eligible for 100% Co-op Reimbursement



Premier-Wood Drawer Sticker

Premier or Premier APC (All Plywood Construction) drawer sticker points out the high quality dovetail construction and mounts inside the drawer.
(9½″ w x 6½″ h)

B8748 $4 List

Product Literature QS

Eligible for 100% Co-op Reimbursement



Whole Home Design Solution Trifold

This consumer friendly flyer lets your customers know all about Wellborn. This trifold not only covers Wellborn's 5 brands that make up our Whole Home Design Solution, but also Wellborn's Color Inspire, Finish Techniques, Website, Apps and more.

B8725PK100 $32 List/100



WRAP Contractor Agreement

These are for field use only. This agreement must be submitted online on the WAY site. You can find this under Main Menu – Programs – Authorized Contractor WRAP.

B8767PK10 $10 List/10

Product Literature QS

Eligible for 100% Co-op Reimbursement



Why Wellborn Brochure
This new literature piece features construction, finishing processes, green certifications, programs and accessories. We have created it to replace our Heirloom Quality, Green Choice and Open the Door brochures.
B8755PK10 $38 List/10



The Essence of Cabinetry
A comprehensive catalog featuring our beautiful kitchen and bath designs.
B8499PK10 $233 List/10



Postcard Booklet
Contains 24 perforated postcards.
B8674 $6 List



Start With A Beautiful Finish Brochure
Includes kitchen and bath designs and all door styles and finishes.
B8786PK10 $60 List/10



Elegant Bath Collection Brochure
This informative brochure is a great way to see all the new vanities in one place.
B8734PK10 $55 List/10



Elegant Bath Collection: A Guide to Showroom Selling
A comprehensive brochure featuring marketing materials for our Elegant Bath Collection.
B9397 $8 List



WRAP Brochure
This informative brochure is a great way to reinforce your initial contact and entice a professional contractor into attending a roundtable business meeting and joining the WRAP program.
B8763PK10 $15 List/10



WAC Playbook (WRAP)
The Wellborn Authorized Contractor (WAC) Playbook contains everything the WAC needs to know about the WRAP program.
B8768PK10 $27 List/10



Loyalty Rewards Brochure
This brochure is for our WRAP participants and contains information regarding our Loyalty Rewards program, including how to sign up and how to claim your rewards.
B8779PK10 $15 List/10



Wellborn Closets Brochure
A twenty-four page comprehensive catalog featuring our beautiful closet and dressing suite designs.
B8761PK10 $112 List/10



Wellborn Closets: A Guide to Showroom Selling
A comprehensive brochure featuring marketing materials for our Wellborn Closets series.
B9399 $8 List



Home Concepts Brochure
This brochure contains lots of pictures and information about door styles, finishes and construction.
B8736PK10 $40 List/10



Cash Rewards Brochure
This brochure is for our designers and contains information regarding our Cash Rewards program, including how to sign up and how to claim your rewards.
B8778PK10 $15 List/10

Wall Posters QS

Eligible for 100% Co-op Reimbursement



Elegant Bath Collection Wall Poster
A 2' x 3' wall poster. A consumer friendly visual showing all the vanity stylings.
B9396 $94 List



Wellborn Closets Wall Poster
A 2' x 3' wall poster. A consumer friendly visual that shows Wellborn Closets is more than just closets.
B8724 $94 List

Guides QS

Eligible for 100% Co-op Reimbursement



Customer Guide
Detailed information on ordering procedures and credit, as well as shipping and warranty guidelines.
B8720 $10 List



Installation, Care & Warranty Guide
Detailed information for every step from planning and measuring to caring for the final product.
B8758PK10 $40 List/10



Wellborn Closets Installation DVD
A DVD with step-by -step instructions on the installation of Wellborn Closets. **Please logon to www.wellbornandyou.com to view it online.**
B8780 $1 List



Closet Planning Guide
A planning guide specific to closets, giving you and your customers ideas as well as helping them take all their items into consideration for designed storage.
B8501PK10 $40 List/10



Wellborn Closets Installation, Care & Warranty Guide
Detailed information for every step from planning and measuring to caring for the final product.
B8765PK10 $52 List/10

Price and Specification Catalogs QS

Eligible for 100% Co-op Reimbursement



The Premier and Select Series Specification Catalog
Specifications for the Premier and Select Series including marketing materials, sales aids and hardware, complete with tabs in a binder.
B8525 $89 List

For pages and tabs only, order: **B8553 $82 List**
For pages only, order: **B8550 $80 List**



The Premier and Select Series Price Catalog
Pricing for the Premier and Select Series including marketing materials, sales aids and hardware, complete with tabs in a binder.
B8529 $74 List

For pages and tabs only, order: **B8569 $67 List**
For pages only, order: **B8564 $65 List**



Wellborn Closets Specification and Price Catalog
Specifications and pricing for the Wellborn Closets Collection, including marketing materials, sales aids and hardware.
B8526 $20 List



Elegant Bath Collection Specification and Price Catalog
Specifications and pricing for the Elegant Bath Collection including marketing materials, sales aids and hardware.
B8733 $16 List



Estate Specification Catalog
Specifications for the Estate Collection including marketing materials, sales aids and hardware.
B8527 $89 List

For pages and tabs only, order: **B8568 $82 List**
For pages only, order: **B8547 $80 List**



Estate Price Catalog
Pricing for the Estate Collection including marketing materials, sales aids and hardware.
B8632 $74 List

For pages and tabs only, order: **B8633 $67 List**
For pages only, order: **B8634 $65 List**



Aspire Specification Catalog
Specifications for Aspire Cabinetry including marketing materials, sales aids and hardware.
B8636 TBD–Not available for order

For pages and tabs only, order: **B8637 TBD–Not available for order**
For pages only, order: **B8638 TBD–Not available for order**



Aspire Price Catalog
Pricing for Aspire Cabinetry including marketing materials, sales aids and hardware.
B8639 TBD–Not available for order

For pages and tabs only, order: **B8640 TBD–Not available for order**
For pages only, order: **B8641 TBD–Not available for order**

Price and Specification Catalogs (continued) QS

Eligible for 100% Co-op Reimbursement



Home Concepts Specification and Price Catalog
Specifications and pricing for the Home Concept Series including marketing materials, sales aids and hardware.
B8732 **$12 List**

Collated Books QS

Eligible for 100% Co-op Reimbursement



All Brands Literature and Customer Guide
A 2″ binder that contains all brands color literature and reference materials.
B8593 **$180 List**



Architect's Handbook
A decorative box that contains door style and upgrade information, Wellborn brochures, specification catalog, Installation Care and Warranty Guide and more.
B8570 **$101 List**



Home Concepts Complete Binder
This binder contains all the information you need for Home Concepts such as the Specification and Price catalog, brochure, Customer Guide, Installation Care and Warranty Guide, plus more.
B8623 **$70 List**



WRAP Dealer Playbook Binder
This is a complete overview of the WRAP program and includes important marketing information, along with all program requirements.
B8630 **$90 List**

Presentation Material QS



Wellborn Binders (2″ Ring)
A 2″ Wellborn Binder keeps marketing updates and correspondence handy.
B8574 **$19 List**



Estate Binders (2″ Ring)
A 2″ Estate Binder keeps marketing updates and correspondence handy.
B8631 **$19 List**



Aspire Binders (2″ Ring)
A 2″ Aspire Binder keeps marketing updates and correspondence handy.
B8635 **$19 List**



Presentation Folders
Create professional looking proposals by presenting your paperwork in a Wellborn Presentation Folder featuring a handy CD pocket and business card slots.
B8546 **$8 List**



Trade Show Bags
Package the tools your customers will need to design their kitchen in one of our beautiful Trade Show Bags.
B8531 **$5 List**



Sales Presentation Flip Chart
The Sales Presentation Flip Chart is designed to hold your printed presentations and rests easily on a desk for customer presentations.
B8787 **$40 List**

Countertop Displays QS

Eligible for 100% Co-op Reimbursement

Limited Warranty Easel
Limited Warranty Easel displays Wellborn's warranty information for each series.
B8715 $20 List



Wellborn Table Tent Card
This 5″x7″ card features two beautifully designed and decorated Wellborn kitchens. It displays the Wellborn logo as well as our brands logos. It is a well designed, effective way to show that you are a Wellborn dealer.
B8738PK10 $9 List/10



Lifetime Limited Warranty 8½″ x 11″ Easel For Solid Wood Drawers
Solid Wood Drawer Lifetime Warranty Easel for showroom displays.
B8749 $5 List



Literature Stand
An acrylic Literature Stand with Wellborn logo keeps literature handy on a countertop. Measurements are 9⅛″w x 10″h x 4¼″d.
B8566 $27 List



Made in America Easel
Made in America Easel for showroom or trade show displays.
B8731 $19 List



8½″ x 11″ Acrylic Sign Holder
The Acrylic Sign Holder is a clear 8½″ x 11″ easel for countertop display.
B8613 $45 List



Signage QS

Eligible for 100% Co-op Reimbursement

Banner
A selection of Wellborn Signs are available to use as product identification in your showroom, at trade shows or at open houses. Our white, weather resistant banner is 6′ x 2′ and comes complete with corner grommets and tethers for hanging.
B8548 $229 List



4′ Wellborn Sign
The Wellborn logo is enlarged on a 4′ long sign that is 12″ high. The white background is of a durable sintra board that is predrilled at the corners for easy mounting.
B8626 $76 List



Dealer Window Decal
A 16″x 8″ Wellborn Dealer Decal comes ready to apply to your showroom's window, or mount to a piece of plexiglass to use anywhere.
B8534 $31 List



Scale Model Truck QS

Eligible for 100% Co-op Reimbursement

A scale model of the nationally recognized Wellborn truck, complete with decals.
B8646 $300 List



Design Tools QS

Eligible for 100% Co-op Reimbursement

#2 Wellborn Pencils
Wellborn #2 pencils are an economical promotional item that everyone can use.
B8545PK10 $10 List/10



Advertising Kit QS

Eligible for 100% Co-op Reimbursement

Contains all of the items listed, conveniently packaged for easy storage and access. A cover letter will guide you through the uses of each piece included in your kit.

B7176 $485 List

Qty:	Item Code:	Description:
(1)	B8700	Creations Flash Drive
(1)	B8718	TV Commercials on DVD
(1)	B8578	Radio Commercials on CD
(1)	B8714	Style Watch DVD
(1)	B8719	An Inside Look At How It's Made DVD
(1)	B8756	HGTV Hot Trends Kitchens DVD
(1)	B8760	Name of Distinction DVD
(1)	B8699	Elegant Bath DVD
(1)	B8717	Uniquely You DVD
(1)	B8782	Southern Living Idea Homes DVD
(1)	B8773	HGTV Sizzle Reel DVD
(1)	B8774	Wellborn All Brands Literature CD
(1)	B8783	Wellborn All Brands Specification and Price Catalog CD
(1)	B8781	Product Footage DVD
(1)	B8624	Wellborn All Brands Specification and Price Catalog Flash Drive
(1)	B8625	Wellborn All Brands Literature Flash Drive
(1)	B8627	Wellborn All Brands Videos Flash Drive
(1)	B8628	Marketing Media and Installation Flash Drive
(1)	B8629	Wellborn All Brands Literature, Specification and Price Catalog Flash Drive
(1)	B8725PK100*	Whole Home Design Solution Trifold
(1)	B8755PK10*	Why Wellborn Brochure
(1)	B8786PK10*	Start with a Beautiful Finish
(1)	B8734PK10*	Elegant Bath Collection Brochure
(1)	B8761PK10*	Wellborn Closets Brochure

**Kit contains individual piece counts of literature. Complete packs must be ordered separately.*

Photography Resources QS

Eligible for 100% Co-op Reimbursement

Creations Flash Drive



A collection of both high and low resolution photos that can be used for print and web as well as provide a beautiful slide show for use in your showroom. Photos are loaded onto a custom Wellborn Cabinet, Inc. 4GB flash drive.

B8700 $30 List

Wellborn All Brands Specification and Price Catalog Flash Drive



This all inclusive 2GB flash drive allows you access to our major specification publications. A must have for your resource library.

B8624 $25 List

Wellborn All Brands Literature Flash Drive



This all inclusive 2GB flash drive allows you access to our major literature publications. A must have for your resource library.

B8625 $25 List

Wellborn All Brands Videos Flash Drive



This 4GB flash drive is a compilation of the following videos which are contained within the Advertising Kit: HGTV Hot Trends Kitchens, An Inside Look At How It's Made, HGTV Sizzle Reel, Uniquely You, Elegant Bath, Style Watch, Product Footage, Southern Living Idea Homes and Name of Distinction.

B8627 $30 List

Marketing Media and Installation Flash Drive



This 4GB flash drive includes TV Commercials, Radio Commercials and the Wellborn Closets Installation Video.

B8628 $30 List

Wellborn All Brands Literature, Specification and Price Catalog Flash Drive



This 2GB all inclusive flash drive allows you access to our major literature and specification publications. A must have for your resource library.

B8629 $25 List

Multi-Media Advertising QS

Eligible for 100% Co-op Reimbursement

TV Commercials on DVD
Broadcast quality Wellborn television commercials (with and without voice over) are available on Beta SPS or DVD. Preview all Wellborn Commercials with this DVD version prior to your purchase of the broadcast quality Beta SP.
B8718 $11 List



Radio Commercials on CD
Six 30 and six 60 second radio spots are pre-recorded on CD and ready for your dealer tag.
B8578 $11 List



Style Watch DVD
This DVD takes a look back at the trends for 2014 and features our 2014 Wellborn booth.
B8714 $11 List



An Inside Look At How It's Made DVD
Wellborn Cabinet, Inc. presents our new corporate video, "An Inside Look – Video Highlights." We show how it's made and explore the production process from beginning to end. The video shows great new product footage that has never been seen before!
B8719 $11 List



HGTV Hot Trends Kitchens DVD
Hot Trends Kitchens 2005 transforms a 1979 kitchen into a modern kitchen with Wellborn's Mocha Crème (Crème Mocha) on Melrose.
B8756 $11 List



Name of Distinction DVD
This DVD highlights Wellborn's marketing and advertising association with many of the most popular consumer and trade magazines and television shows. It is designed to loop the presentation making it great for your showroom.
B8760 $11 List



Elegant Bath DVD
This informative DVD showcases everything that is beautiful and elegant about our line of bathroom cabinetry. It is a perfect complement to a showroom with limited vanity displays.
B8699 $11 List



Uniquely You DVD
This DVD outlines all of the ways that Wellborn Cabinet can represent a consumers style and allow them to create cabinetry that is unique to their home.
B8717 $11 List



Southern Living Idea Homes DVD
This DVD showcases beautiful Southern Living Idea Homes that feature Wellborn Cabinetry throughout.
B8782 $11 List



HGTV Sizzle Reel DVD
A five minute promotional video including HGTV selections of Wellborn for the 2008, 2009, 2010 and 2011 Dream Homes. This video is targeted to the consumer to increase brand awareness and selection of Wellborn cabinetry. Not for use in television ad campaigns.
B8773 $11 List



Wellborn All Brands Literature CD
This all inclusive CD allows you access to our major literature publications. A must have for your resource library.
B8774 $11 List



Wellborn All Brands Specification and Price Catalog CD
This all inclusive CD allows you access to our major specification publications. A must have for your resource library.
B8783 $11 List



Product Footage DVD
This Product Footage DVD is ideal for use in your showroom featuring over 3½ minutes of live footage from many Wellborn kitchens and baths including overall room scenes, as well as opening and closing of many features and accessories.
B8781 $11 List

Wellborn&You CONNECTED

WellbornandYou (WAY) is our corporate extranet site that connects our customers to us. The WAY site contains valuable information on many topics and gives you the ability to stay connected with Wellborn. Listed below are just a few of the features.

- Place, access and track your orders online. With WAY you have the ability to take advantage of online ordering through Direct Connect, EDI ordering with 2020 Design or ProKitchen and also Quote Templating. You can also easily access our Invoice Console and Customer Statements.
- View, Print or download many Marketing Materials such as Specification and Price Catalogs, brochures, ordering how-to's and much more.
- Explore Sales & Marketing, Programs, Services and CAD in one convenient website.

Ready to Take Your Web Presence to the Next Level?

SUREFIRE SOCIAL

For Wellborn Cabinet dealers, contractors and remodelers who want to build, expand or enhance their digital marketing, Surefire Social offers several "Do It With Me" programs including Silver, Gold and Platinum level packages. Surefire Social is a leading provider of comprehensive, lead-driven digital marketing for dealers, contractors and remodelers across North America. For information on Surefire Social and the packages they specifically designed for Wellborn customers, log on to the WAY site and go under Main Menu/Services/Surefire Social.

Let the Learning Continue!

Join Surefire Social for upcoming webinars and get free content on how your business can continually maximize your marketing and reach more local homeowners in your service areas. The webinars are promoted through your weekly *Wednesdays With Wellborn* newsletter.

Note – For Co-op information see page 12–46 (www.wellborn.com)

surefire social
The Local Marketing Cloud

Marketing Studio

Wellborn Marketing Studio helps you quickly and easily create professional printer-ready ads for use in the soft branding of your company. Wellborn Marketing Studio helps you quickly and easily create professional printer-ready ads for use in the soft branding of your company. Marketing Studio gives you access to our photo library in both jpeg and high resolution formats. Log on to WAY, go to "Services" then "Marketing Studio". The tab labeled "Photo Gallery" contains jpegs and the tab labeled "Hi-Res Photography" contains the high resolution photos.

- Designed themes – Allowing you to carry a theme across all your marketing methods. Access to Marketing Studio's high-res photo library containing Wellborn photography and logos
- Choice of many pre-designed advertising layouts and templates
  - o Active Living Flyers
  - o Model Home Upgrade Flyers
  - o Stationary
  - o Postcards (2 sizes)
  - o Tabloid ads
  - o Broadsheet ads
  - o Yellow Page ads
  - o And many more
  - o Dream Kitchen Makeover Emails and Flyers
  - o Media Life Emails and Flyers
  - o Referral Program Flyers, Postcard and Thank You Cards
  - o Billboards
- Uses Microsoft Office Publisher or Microsoft Word software



Marketing Studio is found on the WAY site under the Services menu.

Wellborn Academy also offers an On Demand Webinar on this topic on WAY. Go to: Services/Wellborn Academy/On Demand Webinars

No Charge

Wellborn Mobile

Downloadable Wellborn literature and reference material at your fingertips with Wellborn Mobile, iBooks and your iPad.

- Downloading Wellborn Mobile documents to iBooks is simple and straightforward
- Makes Wellborn literature easy to find and access
- Can be utilized in an office or in-home sales meeting without internet access
- Explore The Recommended Apps for Pros section of this webpage which contains three Apps that we highly recommend to you.
    - MarginCalc – is a simple iPhone application that takes the hassle out of doing profit margin calculations. It is useful in a variety of sales situations and it is quick enough to use in a retail environment with impatient customers.
    - Remodeling Magazine – Cost vs Value contains data for 2010-11 from Remodeling Magazine. Remodeling professionals and consumers can compare the average cost for 35 popular remodeling projects with the value those projects retain at resale.
    - Houzz Interior Design Ideas – has the largest database of home design ideas on the net, with over 150,000 high resolution photos. Browse photos by style, room and location and save them to your virtual idea book – it's the equivalent of clipping design magazines to a scrapbook – making ideas easier to search, save and share.

Inspire – Internet Version (Consumer must be signed on the internet to access this application)

This easy to use, fun iPad app allows consumers to explore and save life elements provided in Inspires Galleries that identify their design style and taste. It also provides a place where they can mix and match these elements into a picture of how they want their home to look and feel.

When their inspirations boards are ready, they can be used to share their visions with you. This app makes it easier for you to meet their needs while bringing to light areas where you can make add-on sales. Visit Wellborn Mobile and add Inspire to your iPad today!

No Charge

Inspire – App Store Version (Internet Connection not required once the program is downloaded and installed)



This app is geared towards consumers. Unlike Wellborn's Web based version of Inspire, this version allows consumers to create a style board using photos from within Inspire and **their own photos.**

Consumers can mix and match photos until they find the correct combination. None of their Style Boards are written in stone. Now is the time to brainstorm ways to make their kitchen or home fit their needs and incorporate areas or "stations" that will help organize their belongings. When they have created the room or home with the atmosphere that identifies the essence of their life, Inspire's Dealer Locator can provide them with contact information for local Wellborn Cabinet Dealers, who can assist them in turning their inspiration into reality utilizing Wellborn Cabinets, Inc. cabinetry.

Wellborn Mobile Apps

Today's consumers are really into technical devices. Wellborn wants to accommodate them, so Wellborn Mobile was born. The Wellborn Mobile page provides links to all of Wellborn's apps.

Wellborn's KBIS 2016 App Available in the App Store, Google Play Store and Windows Phone Store

The Wellborn KBIS 2016 App was created to allow you to explore Wellborn's 2016 KBIS Exhibit via photographs. These photographs have been broken down into the Vignettes displayed this year. They include some of the new Door Styles, Finishes and Products that Wellborn is launching during 2016.

However, we did not stop there. This app encompasses not only Wellborn's products but also all of the Partner Companies that are featured throughout this year's booth. Renowned companies such as Belwith Products, Craft Art, GE, Hafele, Kichler Lighting, Kohler, L&S and Sherwin Williams all have beautiful and functional products spread throughout our 21 Vignettes.

Attending KBIS 2016? We have added a KBIS 2016 Events listing to this year's app. Access it to explore the conference options Wellborn has scheduled throughout the 3 days of this year's show. Need CEU credits? Wellborn is offering 2 free CEU credit sessions, Menagerie of Metals and Light Right with LED.
Pictures are worth a thousand words! We invite you to download this app and start exploring all the new options available to you in 2016. Happy Exploring!

Wellborn Brochures

Downloadable Wellborn literature and reference material are at your fingertips with Wellborn Mobile Apps. We now offer them to you in iTunes and Google Play. Using Flipping Book Publisher, we have created a library of brochures that can be viewed with our Wellborn Cabinet, Inc. Brochures App.

Downloading Wellborn Cabinets, Inc. brochures is simple and straightforward. Download our Spec and Price books directly from the WAY site, under Main Menu/Sales & Marketing/Catalogues. This app can be utilized in an office or in-home sales meeting without internet access.

Finding a specific item in the brochures isn't a problem with the search capabilities of this app. Type any word with at least three letters to find a specific item you're looking for. Bookmark any page of the brochure for future reference. Share the brochures with anyone through social media or through email.

PowerPoints Available on WAY

All Brands & Services
All Brands – Product
All Brands – Quick Look
Elegant Bath Collection
Estate Collection
Home Concepts
Marketing
Wellborn Closets
Wellborn Green
Why Wellborn?





These PowerPoint presentations are filled with information about Wellborn brands, products and marketing tools. From the brief look at Wellborn in "All Brands – Quick Look" to the PowerPoints specific to a single brand, you will find information and photography included in these slides to help inform and engage your clients, builders and customers. All of these presentations are available on the WAY site or by contacting the Marketing Department at extension 2216 to request your complimentary copy.

No Charge

Webinars Available on WAY



Elegant Bath Collection
Wellborn Closets

These can be found on the WAY site under Services, Wellborn Academy, On Demand Webinars and clicking on the link for the webinar you want to see.

No Charge

WAY Sites Archives

Wednesdays with Wellborn is our weekly newsletters to our Dealers. This houses very important information regarding new products, program updates, holiday closing schedule, etc. Each issue is archived on the WAY site under Main Menu/Sales & Marketing/E-Newsletters.

Reach Campaigns are attached in our Wednesdays with Wellborn newsletter and contains important details on product launches, price changes, new programs or contests etc. Each campaign is archived on the WAY site under Main Menu/Sales & Marketing/Reach Campaign.

Wellborn Trade Sites

Wellborn maintains 5 websites geared to trade professionals:

Trade Sites	Web Addresses
Contractors WAY	http://www.contractors-way.com
Builders WAY	http://www.builders-way.com
Associates WAY	http://www.associatesway.com
Designers WAY	http://www.designers-way.com
Architects WAY	http://www.architectsway.com

These trade sites offer tools to assist your Associate Dealers, Architects, Builders, Contractors and Designers with securing Wellborn product information.

Link to Wellborn's Web Site

www.wellborn.com

Eligible for 50% Co-op Reimbursement

You can place a link to the Wellborn website giving your customers access to the full Wellborn product line. It only takes three easy steps. These steps deactivate the Dealer Locator, keeping your leads secure.

Follow these 3 steps:

1. **Contact your local Web Master**
2. **Create a Wellborn logo link artwork on your site.**
3. **Link the Wellborn logo to our web address:**
   www.wellborn.com/index.php?who=dealer&dkmref=DealerName (replace "DealerName" with your dealer name)
   Please Note: The link above is case sensitive.

The Inspiration Center

Eligible for 100% Co-op Reimbursement

Let Wellborn help guide you through the selling process and give you a dynamic lead-in to your customers with The Inspiration Center. This amazing new program will let your designers lead clients step-by-step through the entire selling process with a state of the art program. We have created a tool that sells the value that your dealership and Wellborn bring to the table. This tool will help you express the quality and experience that a Wellborn dealer possesses over other dealers in your market.

The Inspiration Center is designed for both the Showroom and the road. No internet connection is required to support in-home and laptop selling.



This new program is designed to fit your needs.

1. **Standard Edition** – Install the software and you are ready to sell. No setup or configuration required. This edition will allow you to add your company name in a pre-selected font style.
2. **Custom Edition** – State-of-the-art customizable version that allows you to create salesperson biographies, company history, dealership photography and share your mission and vision with your prospects.

The Inspiration Center is designed to follow the proven consultative selling methodology of "Sell yourself, Sell your Company and then sell the product" and is represented in 5 easy to understand steps: Your Professional Team, Your Company, Your Solution, Your Experience and Your Inspiration.

Online Requirements:

• You must be online and logged into the WAY site for download.
• A one-time electronic acceptance of licensing and legal agreements will be required.
• Each instance of The Inspiration Center will require online activation once installed.

Call your Customer Service Representative for more information and to place your order.

Costs:

- **$250 per license – up to three**
- **$1,000 for 4 or more licenses. This will be the way to go for use in multiple locations with several designers.**
- **$100 yearly maintenance fee will be required. This fee includes upgrades to The Inspiration Center.**

Photo Library

Access many of Wellborn Cabinet, Inc.'s images via Photo Library. This program allows you to copy, download, or print images such as door style sample fronts and room galleries in low or high resolutions. To access Photo Library, log on to the WAY site and go to Services/Photo Library



Flipping Book Technology Added to Online Brochures

Wellborn's brochures on wellborn.com are created with a program called Flipping Book Publications. Go to our website at www.wellborn.com and scroll to the bottom of the page where you can select the Brochures tab. You will also find them under the WAY site.

Log into WAY/Main Menu/Sales and Marketing/Catalogs. With our new Flipping Books brochures you get high quality flip animation with the bookmark and search applications added in. Share your favorite brochure with anyone on social media or through email. Place different brochures on your web page with the share option by copying the embedded link provided.



See our Wellborn Mobile Apps for information on the Mobile App version.

Scrapbook

Take advantage of all that Wellborn has to offer on www.wellborn.com and explore/promote Scrapbook! You can invite your customers to use our website as a tool to save their favorite styles as they look through all of our product lines, door styles, finishes, lighting and more!

All they have to do is simply hover over a picture and click on the black heart with the white background. They will then be prompted to create a Scrapbook account where their favorite images will be stored. Each customer will have one board that contains all the images they have favored. When finished, they will have the option of sending their scrapbook to a Wellborn dealer and/or friends.



Link to Wellborn's Social Media Sites

Facebook	https://www.facebook.com/WellbornCabinetInc/
Twitter	https://www.twitter.com/WellbornCabinet (@ WellbornCabinet)
Instagram	https://www.instagram.com/wellborncabinet/ (@ WellbornCabinet)
YouTube	https://www.youtube.com/user/WellbornCabinet
Houzz	http://www.houzz.com/pro/wellborncabinet/wellborn-cabinet-inc
Wellborn Blog	http://www.wellbornblog.com
Pinterest	https://www.pinterest.com/wellborncabinet/
LinkedIn	https://www.linkedin.com/company/wellborn-cabinet-inc
Tumblr	wellborncabinet.tumblr.com

Computer Aided Design Systems

Not Eligible for Co-op Reimbursement

The Wellborn Collection, Elegant Bath Collection and Wellborn Closets* Specification Catalog is available on the Computer Aided Design Systems listed below. Please contact the software vendors if interested in purchasing or evaluating one of the listed Computer Aided Design systems.

Design System	CAD Company	Telephone Number	Current Versions
2020	2020 Technologies	1 (866) 698-2020	v11
Pro Kitchen	Real View	1 (617) 868-5151	v8

2020 Design Select is for dealers who only use one cabinet brand supplier. This version will allow only one cabinet manufacturer's catalog for quoting and designing. To order 2020 Design Select, call 1 (866) 698-2020.

** The 2020 Design Closet Add-on must be purchased from 2020 prior to utilizing the Wellborn Closets Catalog. The Wellborn Closets 2020 Design Catalog has been created to run on 2020 Design Version 10.6 or greater.*

2020 Design

ProKitchen
PROFESSIONAL KITCHEN DESIGN SOFTWARE

Wellborn Cabinet, Inc. CAD Technical Support
Contact your Customer Service Representative
1 (800) 717-4206 or 1 (800) 688-1693

Wellborn Cabinet, Inc. CAD Design Technical Support
1 (800) 762-4475, ext. 2319
cadsupport@wellborn.com

Chief Architect®

AutoCAD* Library on CD

We offer the convenience of AutoCAD to our dealers, designers and architects. Starting with the basics of our Specification Catalog, we have created a library of convenient and easy to use "blocks" that can be imported into most AutoCAD drawings, making it faster to create accurate and beautiful designs using Wellborn cabinetry. Each item is its own block, allowing the user to import only those cabinets needed. With all of the door styles put on individual layers, the user can quickly change the appearance of their design by simply turning on and off the door style using the layers tool. Door styles that have the option for CDF or SDF can be selected using the layers tool also. Our AutoCAD library is compatible with AutoCAD 2007 release and later versions. To download these files, go to: www.wellbornandyou.com, click on the CAD button in the Main Menu, select *Download Latest AutoCAD Library*. For a CD, contact the Marketing Department at extension 2216, to request a complimentary copy today.

*This catalog is independent of Autodesk, Inc., and is not authorized by, endorsed by, sponsored by, affiliated with, or otherwise approved by Autodesk, Inc. Autodesk, the Autodesk logo, AutoCAD are registered trademarks or trademarks of Autodesk, Inc., and/or its subsidiaries and/or affiliates in the USA and/or other countries.

Chief Architect Software

Wellborn brand catalogs are available for use with Chief Architect software. The catalogs include the cabinet boxes, door styles, finishes, wood species and accessories (mouldings, legs, corbels and onlays). Design in 2D or 3D — place cabinets, resize and add cabinet options. Easily show the client how the new project will look with numerous presentation views including watercolor. Print a cabinet schedule of materials to create your bids and pricing information. You can also use Chief Architect for your elevation and installation drawings as it complies with the NKBA standards. Download the Wellborn Collection catalog or a Free Trial Version of Chief Architect at www.chiefarchitect.com.

Retractable Banners

Eligible for 100% Co-op Reimbursement

These new tools will be great additions to the resources you are currently using in promoting Wellborn Cabinetry and our Authorized Contractor Program.

Great for tradeshows, exhibits and showroom floors, these banners are quality constructed and beautifully designed. They each come with an easy to carry case and are designed for ease of setup.



Wellborn Brands Retractable Banner
Measures 36″ x 80″
B8541 **$1,250 List**



Authorized Contractor Retractable Banner
Measures 33″ x 80″
B8542 **$525 List**

Photographic Services

Wellborn Cabinet, Inc., offers a variety of Photographic Services to enhance your marketing program. Virtually every picture shown in a Wellborn brochure is available to you for your use in advertising. The Wellborn logo must be used. Unless otherwise specified, all Photographic Services will include a Wellborn logo which will be ⅓ width of the ordered picture. The following describes the most popular items to choose from including available sizes.

Some items are available for overnight delivery; however, a $15 freight charge will be added to the cost of those Photographic Services. This cost is due to the fragile nature of the products and to secure tracking in case of loss.

Please call the Wellborn Art Department at (800) 762-4475, ext. 2386, to place an order or use the form located in this section. The steps in the ordering process are:



- **Your customer information will be recorded on a Photographic Services Order Form (located in this section).**
- **The Credit Department is asked for approval.**
- **After credit is approved, the form is faxed to you for your signature.**
- **After obtaining your signature, the order is placed with the printing company.**
- **Decals, prints, duratrans and Pop-Up Displays are sent to the Wellborn Art Department for approval and then sent to you.**

Prints and Duratrans

Eligible for 100% Co-op Reimbursement

Color Prints are available for **MOST PHOTOS** illustrated in Wellborn brochures and require at least a two week lead-time. In order to preserve and protect your prints, all prints come standard with luster UV laminate and can be mounted on 3/16" Gatorboard. Our studio also offers ready-to-hang Edge Framing in silver or black finish. Duratrans, or transparent positives, are used in conjunction with a light box to create a dramatic backlit display. The light box is professionally built to include color correct bulbs and even light distribution. The light box may be flush or recess mounted.

Contact the Wellborn Art Department at extension 2386 or use the form located in this section to place an order and request pricing.



Billboards

Eligible for 50% Co-op Reimbursement

Full color Wellborn Billboard Posters, as shown here, can be designed to display your favorite Wellborn kitchen with your dealer information in the lower right corner. Use them in your market to advertise your showroom location. Wellborn Art Department can assist in design services.

Please allow a 2-3 week lead time.



TV Commercials on Beta SP

Eligible for 100% Co-op Reimbursement

Wellborn television commercials (with and without voice over) in broadcast quality on Beta SP and ready for your dealer tag. The Beta SP contains 30 second commercials and 15 second commercials. Contact the Wellborn Art Department at (800) 762-4475, ext. 2386, to place your order.

Pop-Up Displays

Eligible for 100% Co-op Reimbursement

Let Wellborn help you set the stage with our new Modular Pop-Up Displays. These elegant displays come in two convenient sizes for all manner of uses. Lightweight enough to be handled by one person, their sturdy design make them easy to use in your showroom or at a convention hall or show.

Displays come packaged in sturdy polyvinyl rolling cases with two or four twist-lock hinges that can be secured with your own padlocks for added security.

Set-up is both quick and easy as both displays assemble with magnetic ease to the scissor framework that can then easily be lifted into place.

Both displays come with their own adjustable, high-intensity lighting that moves in several directions to obtain that special look just right for your event.

Please allow 4 week lead time.



Sizes Available:

Large: 10′ W x 8′ H
Tabletop: 6′ W x 5′ H



Tabletop Display Includes One Light, One Table Cover and Rolling Case.



Floor Display Includes Two lights and Rolling Case.



Wellborn Table Cover

Eligible for 100% Co-op Reimbursement

This 8' oversized table cover is perfect for use at tradeshows, conventions or any event that requires a display table. These are available by request through the Wellborn Art Department. Call extension 2386 to order yours today.



Table Cover Included With Tabletop Display.

Truck Decals

Eligible for 50% Co-op Reimbursement

Wellborn's fleet of company trucks have become a nationally recognized symbol of our personalized service and delivery program.



Wellborn trucks have beautiful decals showing many of the Wellborn door styles. These decals are available in many different sizes for your use on delivery trucks. These decals have also been used on the sides of buildings and on the interior walls of stores.

Truck Decals are scotch prints with a peel off adhesive backing which should be professionally installed.

Each decal will have the Wellborn logo on the bottom right corner. This logo does not take up more than 30% of the width of the decal. Allow a 3 week lead-time on regular orders, 4-6 weeks on special requests. Contact the Wellborn Art Department at extension 2386 or use the form located in this section to place an order and request pricing.

Size*	**Size***
140″w x 96″h	60″w x 47″h
94″w x 67″h	54″w x 36″h
84″w x 60″h	45″w x 30″h

***Other sizes are available and will be quoted on a per order basis.

Virtually all photography is offered. Here are a few examples.









***Wellborn logo shown in white due to B/W catalog. Standard guidelines prohibit displaying a reversed out Wellborn logo.

Showroom Wall Graphics

We have now made the following wall graphics available for order through photographic services. These wall graphics have been custom created by our Marketing department for use as tools to help support understanding of our Finish Techniques and ColorInspire program. They are comprised of ¼″ white Sentra board with applied doors/drawer fronts and will be shipped to you for onsite assembly. All wall graphics are CO-OP eligible and lead times will vary up to eight weeks. Pricing will be quoted upon request. Requests should be made using the Photographic Services form found on WAY. For additional details or questions, please contact the Art Department at 1-800-762-4475

Discover Your Color Inspiration

This wall graphic features four 17⅛″ x 11⅝″ Maple doors in varying colors that have been finished using our ColorInspire program. It also features a 17⅛″ x 14⅝″ Oak Drift door. It is a beautiful visual that will allow your customers to see, touch and feel a custom finished sample. This visual will excite the senses of color lovers and inspire them to be creative with their choices. The possibilities are endless with ColorInspire. Overall graphic size 72″ x 54″



Your Life… in Color

This wall graphic features five 12″ x 15″ doors in varying styles, species and finishes. This visual showcases some of our beautiful earth toned colors and is a great addition to any showroom. It allows your customers to see just how detailed and beautiful our Wellborn finishes are on actual doors. With this graphic colors come to life and delight the senses of consumers. It allows finishes to become relatable and helps your customer to better understand how a feeling can influence their color choices. Overall graphic size 56″ x 60″



Showroom Wall Graphics (continued)

Brush Finish

This wall graphic features six 14⅝″ x 14⅝″ Maple doors in varying colors that have Brush Finish applied to each. This graphic serves as an elegant visual that allows your customers to see the subtle brush stroke that overlays the paint. This is a finish not seen with standard glazing and will truly be appreciated by being able to see, touch and feel it on an actual door sample. Overall graphic size 56″ x 47″



Techniques for Every Style

This wall graphic features seven 14″ x 6″ drawer fronts in varying species and finishes that showcase our individual finish techniques. This visual allows your customers to see, touch and feel the distinct markings and characteristics found within the application of each technique. Whether it's a vintage look or a light and breezy feel, your customer will have a better understanding of the beauty each technique offers. Overall graphic size 56″ x 47″



ColorInspire

This wall graphic features three 14⅝″ x 14⅝″ Maple doors in varying colors that have been finished using our ColorInspire program and the actual paper sample from Benjamin Moore that matches the finish displayed. This visual allows your customers to see the color difference from paper sample to finished wood door. It is a great tool for explaining color variance as well as the extended lead times required with this program. Overall graphic size 56″ x 47″



WELLBORN CABINET, INC.®

38669 Hwy. 77 • P. O. Box 1210 • Ashland, AL 36251
(256) 354-1730
FAX (256) 354-1330

PHOTOGRAPHIC SERVICES

Dealer/Distributor

Name: _____ Date: _____

Account # _____ P.O.# _____

Attn: _____ Date Shipped: _____

Address: _____ MDR#: _____

_____

_____

Phone: _____

Fax: _____

Quan.	Size	Description	List Price	Total

Total List Price **$** _____

The Wellborn Cabinet, Inc., logo must be used in conjunction with all Wellborn photography.

Accounting Approval:

I have ordered these photographic services and agree to pay the total amount upon receipt of the items listed above.

Customer Signature: _____

Please sign and return FAX to the Wellborn Art Department (256-354-1330) to finalize your order. Thank you.

Promotional Products

Eligible for 50% Co-op Reimbursement

Wellborn has partnered with New Leaf Marketing to bring our customers the most complete promotional products program available including on-line catalog purchases and an in stock program all through New Leaf Marketing. Whether you are looking for promotional items for a trade show, thank you gifts for customers or shirts/uniforms for your staff, New Leaf Marketing has it all.

New Leaf Marketing has Wellborn's logo and the Authorized Remodeler logo ready to apply to your purchases, plus your company name or logo can also be applied to wearables.

Place your orders through New Leaf marketing either by phone (866-835-5922) or by fax (256-831-6289) using the order form located in this section. An on-line catalog is available on WAY under Services. Once you have received your marketing items from New Leaf Marketing submit your invoice to Wellborn's Marketing Department for 50% Co-op reimbursement. The Co-operative Merchandising and Advertising Claim form is also located in this section.

Stock Program

- Order through New Leaf Marketing (866-835-5922)
- Items shown below are stocked at New Leaf warehouse
- Prices shown are net, not list
- Minimum of one item per order
- Wearables can be personalized with your company name or logo for an additional charge
- 2 Weeks lead time *(Lead times may vary based on current inventory levels)*
- For your convenience, an order form has been included in this section. Fax your orders directly to New Leaf Marketing (256-831-6289)
- Credit card number is required with every order

Catalog Program

- Order through New Leaf Marketing (866-835-5922)
- Catalog on-line at www.wellbornandyou.com under Services.
- Call New Leaf Marketing for quantity pricing
- Minimum of six items per order
- Wearables can be personalized with your company name or logo for an additional charge
- 3-4 Week lead time *(Lead times may vary based on current inventory levels.)*



Visit www.companycasuals.com/wellborn to see your on-line catalog

Wearables



Cap

Structured low profile cotton twill. Matching fabric padded sweatband, contrasting crown and visor, 7 hole plastic snap closure & pre-curved bill. The color of the cap is khaki/natural.

NLM-WGL271 $6.00 Each



Denim Shirt

Long sleeve denim/twill shirt. 100% cotton garment washed for style. Embroidered Wellborn logo.

NLM-WSP10	**SM-XL**	**$19.95 Each**
NLM-WSP10-2X	**2X**	**$21.95 Each**



T-Shirt

Ash gray, 100% preshrunk, heavy weight cotton with one color screen printed Wellborn logo.

NLM-WG200A	**M-XL**	**$4.90 Each**
NLM-WG200A-2X	**2X**	**$7.50 Each**

★ Add your logo here



Solid Polo

100% cotton shirt with horn tone buttons, welt collar and cuffs, side vents and locker patch. Embroidered Wellborn logo.

NLM-WK420	**SM-XL**	**$19.95 Each**
NLM-WK420-2X	**2X**	**$21.95 Each**
NLM-WK420-3X	**3X**	**$23.95 Each**

Wearables *(continued)*



Jacket
Jacket with Teklon nylon shell and lightweight fleece lining, water repellent. Finished with an elastic waistband, elastic cuffs with Velcro adjustable strap, nylon lined sleeves and lower slash pockets.

NLM-WJP5	**M-XL**	**$36.95 Each**
NLM-WJP54-2X	**2XL**	**$38.95 Each**

* Wearables can be personalized with your company name or logo for an additional charge. Please contact New Leaf Marketing for further information.

Office & Gifts



Note Pads
25 White, lined pages per pad. 25 Pads per order.
NLM-W5010 025E **$10.00 per set of 25**



Ball Point Pen
Retractable, plunger action ball point pen with tungston carbide point, 1.2 miles of writing ink and break-resistant pocket clip.

NLM-WCS-10	**$6.00 per set of 10**
NLM-WCS-25	**$15.00 per set of 25**



Jotter with Calculator
Lightweight, durable, two tone jotter with large display dual calculator with raised rubber keys. Convenient flip up design.
NLM-WVP101 **$3.99 Each**

Carpenter Pencil
Enamel finish carpenter pencil with Wellborn logo. Standard flat, medium lead.

NLM-W20410-10	**$4.00 per set of 10**
NLM-W20410-25	**$10.00 per set of 25**





Coffee Mug
White 11 ounce ceramic coffee mug. Wellborn logo on both sides.
NLM-W45140 **$1.99 Each**



Thermo and Case
Vacuum insulated, 16.9 ounce, dual wall stainless steel thermos. Includes a free carrying case. Wellborn logo on thermos.
NLM-W45203 **$9.99 Each**

Budget Traveler with Lid
16 ounce, dual wall insulated mug in granite color with lid. Wellborn logo imprinted on both sides.
NLM-W45916 **$3.59 Each**



Promotional Products Order Form

To place orders or for more information about Wellborn Cabinet, Inc. promotional products, please contact:

WELLBORN CABINET, INC.®
The Essence of Cabinetry

NLM NEW LEAF MARKETING
1510 Hillyer Robinson Industrial Parkway
Anniston, AL 36207
Phone: (256) 835-5922
Toll Free: (866) 835-5922
Fax: (256) 831-6289

Refer to Wellborn Company store

Date: _____

Sold To
(For Business Orders Only)

_____
Affiliate Name

_____
Attn: P.O. # If Applicable

_____
Address

_____
City State Zip Code

_____
Business Phone

Ship To (If Different Than Sold To)

_____
Affiliate Name

_____
Attn:

_____
Address (No P.O. Box)

_____

_____
City State Zip Code

_____
Daytime Phone

_____
E-mail Address

The prices below are actual, not list. Prices subject to change. These prices supercede all previously published prices.

Item #	Description	Quantity							Total Quantity	Unit Price	Total
		S	M	L	XL	2X	3X	4X			

___ Visa ___ Mastercard ___ American Express ___ Discover

Credit Card # ☐☐☐☐ ☐☐☐☐ ☐☐☐☐ ☐☐☐☐

Exp. Date: ☐☐ - ☐☐

Name On Card: _____

Subtotal $ _____
From above

Sales Tax $ _____
(TN, GA, AL, FL)

Shipping & Handling $ _____
See chart below, residential deliveries add $2.00

Total $ _____

Rush Orders

Date Needed _____

Is Air Freight Authorized? ___Yes ___No

☐ **Submit to Wellborn for Co-Op Credit**

For Puerto Rico and Alaska orders, please call for pricing.

Shipping & Handling Chart
(Please allow 2-4 weeks for delivery)

Order up to $50.00	$ 9.50
$50.01-$100.00	$11.50
$100.07-$200.00	$17.00
$200.01-$300.00	$23.00
$300.01-$500.00	$31.00
$500.01-$700.00	$38.00
$700.01-$1,000.00	$47.00
Over $1,000	Call

Delivery times may vary based on current inventory

Co-operative Program - General Rules

Accrual

Co-op accrual is earned based on a percentage of your net sales for all qualified cabinet purchases, excluding taxes and credit charges, in the following brands: Estate Collection, Wellborn Closets, Elegant Bath Collection, and Wellborn's Select and Premier Series. See purchase agreement for Co-op advertising and merchandising percentage. Co-op accrues daily based on daily account activity.

Home Concepts orders do not accrue Co-op funds and are not eligible for reimbursement.

Reimbursement

1. The Co-op program reimburses at either 50% or 100% depending on the Co-op item. These items are detailed further within this section.
2. Credits will be issued for Advertising and Merchandising methods submitted January through the following March based on January through December net sales. A three-month grace period is available to submit claims for calendar year purchases.

Annual Cabinet (Purchase) Period Calendar Year

January	February	March	April	May	June	July	August	September	October	November	December

Co-op Claim (Submission) Period Calendar Year

January	February	March	April	May	June	July	August	September	October	November	December	January	February	March

3. Co-op claim forms must be submitted by **March 31st** after the close of the calendar year.
4. ADVERTISING CLAIM DEDUCTIONS CANNOT BE TAKEN FROM INVOICE REMITTANCE PRIOR TO RECEIPT OF CREDIT MEMO. All Wellborn invoices must be paid in full for Co-op credit, unless Co-op is issued at order entry. Please see below for Co-op at order entry guidelines.
5. All approved claims not submitted at order entry will be paid by credit memo to your account.
6. Co-op credits will not be issued on accounts with payments 15 days from net terms.
7. All claims must be submitted within 45 days of invoice date for prompt credit to be issued.
8. Claims are processed as soon as all required documentation is received.
9. Co-op claims cannot be carried over to the next program year.
10. Claims will not be approved in excess of the individual dealer's available Co-op credit balance.

Account Balance

1. Funds not claimed by March 31st will be forfeited.
2. Co-op balances can be found on the Wellborn&You CONNECTED site, on your account snapshot.

Co-operative Program - 2 Ways To File A Claim

Automatic at Order Entry

All orders placed as Quick Ship Co-op Eligible or Sales and Marketing Co-op Eligible will be automatically deducted from Co-op, provided funds are available. If you DO NOT wish to receive Co-op at order entry, simply place your sales and marketing support materials order as a Standard Order.

Placing a Direct Connect Co-op Order

1. Create Wellborn Order
2. Create New Quote
3. Choose one of the following:
   a. Quick Ship (Co-op)—This order will be available to ship in 5 business days.
   b. Sales and Marketing (Co-op)—This order will be available to ship at standard lead time.
4. Choose from the following items:
   a. Samples
   b. Sales Aids
   c. Other (Design Center Replacement Items, etc.)
   d. Sample Chips (SC) / Touch Up

How Your Claim is Processed

1. If 100% of the funds are available, your invoice will show a $0 balance.
2. If your Co-op balance is less than the amount of the invoice, you will be invoiced for the portion not covered by your Co-op.
   For example, if an order for $200 worth of literature is placed and the balance in Co-op is $150, the $150 will be deducted from Co-op and you will only be invoiced for $50.

Co-operative Program - 2 Ways To File A Claim (continued)

3. Please pay close attention to your invoice to make sure the invoice is totally covered by Co-op. Co-op will not show up on your Order Confirmation, but the Order Reason (found in the "Information" section at the top) will read COOP-Quick Ship, COOP-Samples, etc. The actual Co-op credit will show once the order is invoiced.

4. If your Co-op balance doesn't fully cover the invoice, you must submit your claim to the Marketing Department via fax, regular mail or e-mail to receive credit. (See the procedures for Manually Processed Claims below.)

Items Eligible for Co-op at Order Entry

Only items included on the Direct Connect Quick Ship (Co-op) and Sales and Marketing (Co-op) order screens:

- Literature
- SFKs
- And much more!

Items NOT Eligible for Co-op at Order Entry

- Model Homes
- New Leaf Promotional Products
- Wellborn Promotions
- All advertisements and marketing materials not included on the Direct Connect Quick Ship (Co-op) and Sales and Marketing (Co-op) order screens

Manually Processed Claims

1. Complete the Co-op Claim Form for each invoice.
2. Include needed documentation, such as copies of paid invoices, newspaper or magazine tear sheets, radio or television script affidavits with program log verification, photographs of trade show events, etc.
3. Mail to: Wellborn Cabinet, Inc.
   Attention: Co-op
   P.O. Box 1210
   Ashland, AL 36251
   Or Fax: 256-354-1874
   Or scan and e-mail forms and all supporting documentation to: coop@wellborn.com.

The Following Expenditures Cannot be Claimed on the Co-op Program:

1. 8′ Design centers—See your Wellborn Territory Manager about the 50% Display Program
2. Wall Mount Door Display
3. Showroom displays
4. Production or preparation costs of locally produced consumer or trade advertisements or advertising materials
5. Business forms, letterhead and business cards for the dealer/distributor
6. Advertisements in any fraternal or political activity or program
7. Postage, freight, handling, taxes or service charges related to purchase of any advertising
8. Travel costs related to attendance at local or national sales meetings or conventions
9. Advertising agency commissions
10. CAD programs and annual support fees

Co-operative Program - Merchandising

3 Ways to Order Merchandising Items

1. Direct Connect Quick Ship (Co-op) Order: Look for the QS™ symbol denoting items available in the Quick Ship program.
2. Direct Connect Sales and Marketing (Co-op) Order for all merchandising items.
3. Direct Connect Standard Order can be placed, but Co-op will not be applied when invoiced.

Merchandising

A. Literature & Marketing Support Materials

- Literature: Wellborn literature and marketing support materials qualify for 100% Co-op reimbursement.
- Photographic Services: The following Photographic Services are available for Co-op reimbursement:
  - Prints & Duratrans reimbursed: 100%
  - Billboards reimbursed: 50%
  - Pop-Up Displays reimbursed: 100%
  - Truck Decals reimbursed: 50%

B. Design Center and Samples

- Design Centers and Wall Mount Displays are not eligible for Co-op reimbursement. This is due to the standard 50% display discount received on these marketing items. However, if a dealer is ordering these marketing items to be placed in builder and remodeler locations and does not receive a 50% display discount for them, **upon special approval**, these will be allowed in the 100% Co-op Program. Special approval includes the Regional Manager and Marketing Director. Replacement items and updating your Design Center or Wall Mount with new doors and chips are eligible for 100% Co-op reimbursement.
- Samples ordered from Wellborn are also eligible for 100% Co-op reimbursement. For a list of all eligible samples, please see the Marketing Materials Section.
- Touch Up Kits, Putty Sticks and Cabinet Care Items are also eligible for 100% Co-op reimbursement.

Advertising

The following guidelines will help you make decisions when placing advertisements in your local newspapers, television stations and other media.

1. Any failure to follow the guidelines detailed in this publication will result in a denial of claims.
2. Co-op credits will be adjusted proportionally when other vendors are included. (For example: windows, countertops and other cabinet lines.)
3. Failure to use the Wellborn logo according to guidelines located in this section or failure to use the Wellborn logo at all will result in a denial of your Co-op claim.

A. Television and Radio Advertising

Eligible for 50% Co-op Reimbursement

- Includes time cost for television and radio advertisements.
- The Wellborn Cabinet, Inc. name is to be stated in the voiceover and logo must appear in the television commercial.
- Television and Radio Commercials for 30 second and 60 second spots ready for dealer tag are available from Wellborn.
- Production costs for broadcast media do not qualify for Co-op.
- When other brands or products are included, reimbursement will be calculated and prorated based on the percentage of the ad that features Wellborn brands or products.

B. Company Website

Eligible for 50% Co-op Reimbursement

Each website submitted is subject for review. The true Co-op percentage eligible is based on the number of pages featuring the Wellborn Cabinet Inc. logo and product. The cost of the website will be prorated for other vendors present on the website. The vendors present on the website include all brands of products in addition to faucets, countertops, windows, etc. See examples provided on the WAY Site.The amount of funds eligible will be determined based on these factors.

- Website requirements:
  - Must use the approved Wellborn Cabinet, Inc. logo
  - All photography must provide an indication to be Wellborn Cabinet, Inc. product
- Claim Submittal Requirements
  - Must provide the name of the website so we can visit the website to verify logos and content
  - An invoice from the webmaster or the website creator

C. Internet Advertising

Eligible for 50% Co-op Reimbursement

Internet advertising on websites by authorized dealers to drive traffic and Wellborn Cabinet sales will be considered for reimbursement by Wellborn on their merit including:

- Internet Banner Ads—Stationary digital image ads posted on an Internet site with a link to the advertiser's website. Internet Banner charges eligible for reimbursement include media cost and Internet management fees.
  - Ad requirements: The ad must include a Wellborn Cabinet Logo that meets the Logo Requirements. Wellborn Cabinet must be mentioned at least as many times as the advertiser's name.
  - Claim Submittal Requirements:
    - Printout of the ad within the web page
    - Vendor invoice detailing impressions, clicks and costs related to the banner ad, reference to the site the banner is posted on, the site the banner ad will direct the user to and the campaign activity dates
- Interactive Multimedia Ads—Internet ads that utilize an attracting agent, rich multimedia, video or audio device and operate within available bandwidth to direct users to a designated website. Interactive Media charges eligible for reimbursement include media cost and Internet management fees.
  - Ad Requirements: The ad must include a Wellborn Cabinet Logo that meets the Logo Requirements. Wellborn Cabinet must be mentioned at least as many times as the advertiser's name.

- Claim Submittal Requirements:
    - Print out of the ad within the web page
    - Vendor invoice detailing impressions, clicks and costs related to the multimedia ad, reference to the site the ad is posted on, the site the multimedia ad will direct the user to and the campaign activity dates
- Search Engine Marketing/Pay-per-Click Advertising—Internet ads (i.e. sponsored links, sponsored ads) placed by a dealer where the advertiser pays a host only when their ad or keyword relevant to their target market is clicked with a search engine, such as Google AdWords, Yahoo Search Marketing or Microsoft adCenter, and the dealer pays a specific amount for "Pay per click" (PPC). Charges eligible for reimbursement include only PPC providers that employ click fraud prevention and automated systems to guard against abusive clicks by competitors or corrupt web developers.
    - Campaign must include the Wellborn Cabinet name. Ads must include a Wellborn Cabinet logo that meets the Logo Requirements
    - Printout of the search engine/PPC ad dated during the time of the purchased campaign period
    - Media provider list of top 100 keywords used in the search
    - Media provider invoice detailing media cost, campaign activity, statistics on click-thru's and sites the media was placed

Approved Internet ads must:

- Include the Wellborn Cabinet logo that meets the Logo Requirements
- Be geographically targeted to drive traffic only in the dealer's assigned sales territory

Expenses for Internet advertising on appropriate websites will be reimbursed as follows:

- Internet Ads as described above qualify for 50% reimbursement.
- In the case where multiple products share the ad, Wellborn will determine in its sole discretion the appropriate percentage for reimbursement.
- Production costs associated with Internet advertising are not eligible for reimbursement.

D. Houzz Professional Listings/Wellborn Cabinet Projects

- Ad requirements:
    - You must create a project labeled Wellborn Cabinet or Wellborn Cabinet, Inc. and use this to keep your Wellborn Cabinet products located. (Please note, we can be found by searching Wellborn Cabinetry)
    - Provide a link to your Houzz Pro Site
    - Provide a screenshot or link to your professional listing
    - When using Wellborn Cabinet in your projects, make sure you add our name in your keywords or description of the project photos when the Wellborn Cabinet product is shown.

E. Newspapers, Magazines, Catalogs, Shopper Circulars, Flyers and Inserts

Eligible for 50% Co-op Reimbursement

- Space cost for print advertisements and space cost for inserts.
- Digital images are available from Wellborn for ad creativity. See page MM-19 for more information.
- The Wellborn logo must appear on ad equivalent to size of dealer logo.
- Tear sheets must accompany invoices and Co-op claim form.
- When other brands or products are included, reimbursement will be calculated and prorated based on the percentage of the ad that features Wellborn brands or products.

F. Direct Mail, Email and Lead Response

Eligible for 50% Co-op Reimbursement

- Direct mail, email, lead management response and similar direct response communications on Wellborn's behalf which are distributed in the dealer's local trading area qualify for 50% reimbursement of Wellborn's portion of the printing, postage/distribution cost or campaign cost.
- The direct response piece must prominently feature the Wellborn name and Wellborn logo that meets the Logo Requirements. The Wellborn brand name must be mentioned at least as many times as the advertiser's name.
- For printed material, claims must include:
    - Copy of printed piece
    - Media provider's invoice substantiating preparation, printing, distribution/mail receipts stating number of pieces mailed/distributed, rate and total postage cost, or supplier's invoice showing certification of distribution.
    - For Email Marketing, claims must include:
        - Printout of the sent email campaign showing campaign email title and date message was sent
        - Media provider's invoice indicating email marketing charges and campaign dates
        - Tracking report detailing the email subject line, number of emails sent and date emails sent
- When other brands or products are included, reimbursement will be calculated and prorated based on the percentage of the ad that features Wellborn brands or products.

G. Trade and Consumer Shows

Eligible for 50% Co-op Reimbursement

Home shows will be considered for reimbursement by Wellborn on their merit and **must be pre-approved by the dealer's Territory Manager.** Contact Wellborn for details on the rules and approval before making a show commitment. Wellborn product and logo must be used and Logo Requirements must be followed.

Expenses for Home Shows will be reimbursed as follows:

- Booth space at home show reimbursed: 50%
- Cabinetry used in the booth reimbursed: 50%
  - Must include the Wellborn invoice, layout and pictures of cabinetry placed in booth to qualify
- Freight costs and Drayage: Not eligible for reimbursement
- Show services: Not eligible for reimbursement

When submitting claims for reimbursement, the dealer claim must include:

- Copy of the show contract/invoice for booth space
- Photograph of the home show booth
- Photograph of the Wellborn portion of the booth

When other brands or products are included, reimbursement will be calculated and prorated based on the percentage of the booth that features Wellborn brands or products.

H. Joint Advertising with Your Customers

Eligible for 50% Co-op Reimbursement

- Your customers (remodelers, builders and sub-dealers) may use the Wellborn logo in their advertising.
- You can also allow them to use your Co-op dollars in this effort.
- The dealer must submit all claims, and all Co-op advertising guidelines must be followed for credit to be issued.
- When other brands or products are included, reimbursement will be calculated and prorated based on the percentage of the ad that features Wellborn brands or products.
- *Remember to include needed documentation such as copies of paid invoices, newspaper or magazine tear sheets, radio or television script affidavits with program log verification, photographs of trade show events, etc.*

I. Yellow Page Advertising

Eligible for 50% Co-op Reimbursement

- Yellow Page ads listed under the category "Kitchen Cabinets and Equipment-Household" that include the Wellborn logo.
- Invoice and copy of ad must be submitted for reimbursement.
- When other brands or products are included, reimbursement will be calculated and prorated based on the percentage of the ad that features Wellborn brands or products.

J. Wellborn's National Yellow Page Trademark Program

Co-op Reimbursement Based on Sales Volume

- Our National Yellow Page Trademark Program is an excellent way to get your dealership's name into your local Yellow Page directory under the Wellborn logo for a minimal cost to you.
- Participation is based on net paid invoices from September of the previous year to August of the current year.
- Participants are notified of their eligibility each October.
- Below is the category breakout for the percentage Co-op will cover for participation in the program:

  100% – Sales of $1M plus
  88% – Sales of $100,000 - $999,999
  75% – Sales of $50,000 - $99,999

- National Direct Media Service is our agent for this program. Their expertise in yellow page administration will ensure convenient and accurate listings.
- National Direct Media Service will also handle all mailings and will contact you directly about your listings.
- National Direct Media Service will also collect all payments.
- Submit your invoice from National Direct Media Service to the marketing department to receive Co-op reimbursement.

K. NARI, NAHB Remodeler Council & NKBA Local Dues

Eligible for 50% Co-op Reimbursement

Dues paid to join your local NARI Chapter, NAHB Remodeler Council and NKBA Chapter are eligible for Co-op reimbursement. Submit copies of paid invoices.

L. Dealer Open House and Business Meetings

Eligible for 50% Co-op Reimbursement

- Wellborn will reimburse a portion for the Open House directly related to Wellborn.
- Business meetings must include a presentation of Wellborn products, programs and promotions given by a Wellborn Representative.
- A Wellborn Representative must be present at either event.
- Costs such as meeting space, refreshments (excluding alcoholic beverages), invitations and advertisements to the event are eligible for up to 50% reimbursement.
- Photography from the events showing Wellborn participation at the event.
- Name of event and how Wellborn will be promoted at either event.
- If other vendors are represented, reimbursement will be calculated and prorated based on the number of vendor representation.
- **Prior approval is required.**

M. Merchandising Sales and Promotional Programs

Eligible for 50% Co-op Reimbursement

- Specified programs sponsoring Wellborn product may be eligible.
- Individual programs will detail the extent of Co-op.
- If other vendors are represented, reimbursement will be calculated and prorated based on the number of vendor representation.
- Name of event or promotion and how Wellborn will be represented.
- **Prior approval is required.**

N. Model Home/Parade of Homes Program

Eligible for 50% Co-op Reimbursement

- Wellborn will extend a discount of up to 50% off net factored pricing for cabinetry used for Parade of Homes and/or Model Homes.
- Model home kitchen layouts, photos of installed cabinets and invoices are needed with claim form.
- Name of subdivision.
- Number of homes in subdivision.
- **Wellborn Territory Manager approval required.**

O. Outdoor and Indoor Advertising

Eligible for 50% Co-op Reimbursement

- The cost of billboards, fleet images, decals and store signs.
- This includes Wellborn's photographic services and fleet images.
- The Wellborn logo and photography must be used.
- Installation costs do not qualify for Co-op.
- Billboard space rental is also eligible for Co-op reimbursement.
- The approved Wellborn logo must appear on ad equivalent to size of dealer logo.
- If other vendors are represented, reimbursement will be calculated and prorated based on the number of vendors represented.

Other

Any non-standard advertising method requires **written pre-approval by Regional Sales Manager and Wellborn Management.**

2020 Application Integration Module (AIM) Fee

Eligible for 100% Co-op Reimbursement

- 2020's AIM allows the 2020 quote report to be converted into an XML file which can then be uploaded to Direct Connect on WellbornAndYou.com
- Yearly Renewal Invoice from 2020 for AIM fee must be submitted by Dealer to Wellborn. See page 12-44 to learn how to submit a manually processed claim.

Co-operative Program - Other Eligible Items (continued)

Wellborn Academy Training Seminars

Eligible for 100% Co-op Reimbursement

Most Wellborn Academy registration fees may be deducted from Co-op at the time of registration, provided funds are available. Otherwise, a copy of the check and registration form are needed with the Co-op claim. Wellborn Academy classes eligible for Co-op reimbursement: Wellborn Closet Training, Associate Dealer Training, Wellborn Selling Solutions, Installation and Finishing Touch, Finishing Touch (1 Day), 2020 and ProKitchen. **Authorized Contractor Training is not eligible for coop reimbursement.**

Wellborn Academy expenses eligible for 100% Co-op reimbursement include:

- Registration Fees
- Hotel cost
- Airfare
- Mileage at $0.39 per mile

Designated Wellborn Promotions

Eligible for 100% Co-op Reimbursement

Special pre-approved promotions qualify for reimbursement. Wellborn will provide all information on these programs as they become available. **Requires prior approval from Regional Sales Manager and Wellborn Management.**

Other

Any non-standard Merchandising methods requires **written pre-approval by Regional Sales Manager and Wellborn Management.**

Co-operative Program - Co-op Advertising Policy Chart

Co-op Advertising Policy		
Wellborn Cabinet, Inc.		
Wellborn Cabinet, Inc. Merchandising Reimbursement Schedule		
Section	Item	Reimbursement Rate
A	Literature & Marketing Support Materials	100%
B	Design Center & Wall Mount Displays	Not Eligible
	Samples	100%
	Design Center/Wall Mount Replacement Items	100%
Wellborn Cabinet, Inc. Advertising Reimbursement Schedule		
A	Television and Radio Advertising	50%
B	Company Website*	50%
C	Internet Advertising/Website*	50%
D	Houzz Professional Listings/ Wellborn Cabinet Projects	50%
E	Newspaper, Magazine, Catalog, Shopper Circulars, Flyers & Inserts	50%
F	Direct Mail, Email & Lead Response	50%
G	Trade & Consumer Shows	50%
H	Joint Advertising with Your Customers	50%
I	Yellow Page Advertising	50%
J	Wellborn's National Yellow Page Trademark Program	Reimbursement Based on Sales Volume
K	NARI, NAHB Remodeler Council & NKBA Local Dues	50%
L	Dealer Open House & Business Meetings	50%
M	Merchandising Sales & Promotional Programs	50%
N	Model Home/Parade of Homes Program	50%
O	Outdoor & Indoor Advertising	50%

* All coop advertising is subject to review

WELLBORN CABINET, INC.®
38669 Highway 77 • P.O. Box 1210 • Ashland, AL 36251
(256) 354-7151 • 1-800-762-4475 • FAX (256) 354-1874
coop@wellborn.com

Co-operative Merchandising and Advertising Claim Form

Wellborn Account #: _____

Your Company Name _____

Contact _____ Date _____

Mailing Address _____

City, State & Zip _____ Phone _____

Email Address: _____

Merchandising Claims
100%

1. Marketing Literature _____
2. Training Materials _____
3. Product Samples _____
4. Wellborn Promotions _____
5. Customer Start-Up Kit _____
6. Wellborn Academy _____
   - Training Seminars _____
   - Flights _____
   - Mileage
     Start _____ End _____
   - Hotels _____
7. Other _____
   Explain: _____

Advertising Claims
50%

A. Television, Radio & Internet _____
B. Premium Items _____
C. Newspapers, Magazines, Catalogs, Circulars, Flyers & Inserts _____
D. Direct Mail & Statement Stuffers _____
E. Trade & Consumer Shows _____
F. Outdoor & Indoor Advertising _____
G. Yellow Page & National YP Program _____
H. Dealer Open House & Business Meeting _____
I. Merchandising, Sales & Promo Programs _____
J. Model Home & Parade of Homes _____
K. Wellborn Web Site Link Fee _____
L. NARI & NAHB Remodeler's Co-op Dues _____
M. Other _____
Explain: _____

Items to include with this form if claiming the following:

Samples & Literature	Copies of paid invoices
Wellborn Academy	Receipts from hotel & airfare
Photographic Services	Copies of paid invoices
Billboards	Copies of invoices & picture of the billboard
Truck Decals	Copies of invoices & picture of the installed graphics
TV & Radio Advertising	Copies of invoices, scripts & program log verification
Internet Advertising	Copies of invoices & copy of ad or website
Print Advertising	Copies of invoices & color copy of ad
Direct Mail	Copies of invoices & color copy of item mailed
Trade & Consumer Shows	Floor space contract, cabinet layout & photo of display
National Yellow Page Program	Copy of National Direct Media Service invoice
Model Home/ Parade of Homes	Copies of paid invoices, layouts & photos of installed Cabinets
Promotional Products	Copies of invoices & picture of embroidered or imprinted item

Submit form via Mail, Fax or Email to the attention of Co-op.

Wellborn Logo

The Wellborn Cabinet, Inc. trademark must be used in all print advertisements and promotional materials in a size equivalent to the dealer's or distributor's logo in the ad. No Co-op will be issued for missing or improper logo. The logo must be the proper logo style shown above.

Logo must print black in:
- Black and white ad
- Two color ad when the colors are black plus another color other than PMS 2955 Blue

Logo must print PMS 2955 blue in:
- Two color ad when the colors are black and PMS 2955 blue
- Five color ad (Four color process plus one PMS color)

Four color process ad logo must print:
- 100% cyan, 45% magenta, 0% yellow and 37% black

When using "The Essence of Cabinetry", tagline must print:
- PMS 871 Metallic Gold when running five color
- 15% cyan, 30% magenta, 65% yellow and 25% black or 50% PMS 2955 when four color process is used

Wellborn Closets Logo

The Wellborn Cabinet, Inc. logo must be used whenever the Wellborn Closets trademark is used in all print advertisements and promotional materials. See above for Wellborn Cabinet, Inc. logo usage instructions. The Wellborn Closets logo should be proportionally smaller. No Co-op will be issued for missing or improper logo. The logo must be the proper logo style shown above.

Logo must print black in:
- Black and white ad
- Two color ad when the colors are black plus another color other than PMS 2955 Blue

Logo must print PMS 2955 blue and PMS 188C in:
- Two color ad when the colors are black and PMS 2955 blue
- Five color ad (Four color process plus one PMS color)

Four color process ad logo must print:
- Wellborn blue: 100% cyan, 45% magenta, 0% yellow and 37% black
- Pantone 188C: 0% cyan, 97% magenta, 100% yellow and 50% black

Active Living Logo

The Wellborn Cabinet, Inc. logo must be used whenever the Active Living trademark is used in all print advertisements and promotional materials. See above for Wellborn Cabinet, Inc. logo usage instructions. The Active Living logo should be proportionally smaller. No Co-op will be issued for missing or improper logo. The logo must be the proper logo style shown above.

Logo must print black in:
- Black and white ad
- Two color ad when the colors are black plus another color other than PMS 2955 Blue

Logo must print PMS 2955 blue and PMS 871 gold in:
- Two color ad when the colors are black and PMS 2955 blue
- Five color ad (Four color process plus one PMS color)

Four color process ad logo must print:
- Wellborn blue: 100% cyan, 45% magenta, 0% yellow and 37% black
- Wellborn gold: 15% cyan, 30% magenta, 65% yellow and 25% black

ELEGANT BATH
COLLECTION™

Elegant Bath Collection Logo

The Elegant Bath Collection trademark must be used in all print advertisements and promotional materials in a size equivalent to the dealer's or distributor's logo in the ad. No Co-op will be issued for missing or improper logo. The logo must be the proper logo style shown above.

Logo must print black in:
- Black and white ad
- One color ad when the colors are black plus another color other than PMS 477 Brown

Logo must print PMS 477 brown in:
- One color ad when the colors are black and PMS 477 brown
- Four color process ad

Four color process ad logo must print:
- 50% cyan, 85% magenta, 100% yellow and 35% black

ESTATE
COLLECTION™

Estate Collection Logo

The Estate Collection logo must be used in all print advertisements and promotional materials in a size equivalent to the dealer's or distributor's logo in the ad. No Co-op will be issued for missing or improper logo. The logo must be the proper logo style shown.

Logo must print black in:
- Black and white ad
- Two color ad when the colors are black plus another color other than PMS 202C Red

Logo must print PMS 202C red and PMS 465C gold in:
- Two color ad when the colors are black and PMS 202C red
- Five color ad (Four color process plus one PMS color)

Four color process ad logo must print:
Estate red: 0% cyan, 100% magenta, 61% yellow and 43% black
Estate gold: 20% cyan, 32% magenta, 58% yellow and 0% black

For additional logo information, please refer to the WAY site:
Main Menu/Sales and Marketing/Advertising/Logo Standards-All Brands or
Main Menu/Sales and Marketing/Marketing Image Guidelines/Logo Designs

DIRECTORY

Description	Select Page #	Premier Page #
Abbreviations	1-58	1-113
Acanthus Corbels	9-17	9-17
Acanthus Leg	9-15	9-15
Acanthus Moulding	9-3	9-4
Acanthus Onlays	9-19	9-19
Accent Color Program	11-4	11-4
Acrylic Sign Holder 8½″ x 11″	N/A	12-24
Active Living Accessories	4-5 – 4-6	4-7
Active Living Base Blind Corner Cabinet	4-3, 4-9 – 4-10	4-3, 4-9
Active Living Base Blind Corner Cabinets with Swingout Shelves	4-3	4-4
Active Living Base Cabinet	4-1	4-1
Active Living Base End Panels	8-12	8-13
Active Living Base Lazy Susan	4-2, 4-9	4-2, 4-8
Active Living Base Lazy Susan with Wood Rotary Shelves	N/A	4-2, 4-8
Active Living Base Microwave Cabinet	4-4	4-4
Active Living Base Spice Rack Cabinet	4-3	4-3
Active Living Base Toe Space Covers	4-5	4-6
Active Living Base Wastebasket Cabinet	4-4	4-4
Active Living Cabinets	4-1 – 4-10	4-1 – 4-10
Active Living Dishwasher Base Cabinet	4-2	4-3
Active Living Dishwasher Drawer Base Cabinet	4-3	4-3
Active Living Full Overlay Base Filler Trim	8-6	8-7
Active Living Full Overlay Utility Filler Trim	8-6	8-7
Active Living Matching Base End Panel	4-5	4-7
Active Living Matching Base End Panel Installed	1-45	1-89
Active Living Matching Tall End Panel	4-6	4-7
Active Living Matching Tall End Panel Installed	1-45	1-89
Active Living Oven Cabinet	4-5	4-6
Active Living Sink Apron	4-1	4-1
Active Living Sink Base Cabinet	4-2	4-1
Active Living Sink Base Convertible Cabinet with Removable Front	4-2, 4-9	4-2, 4-8
Active Living Standard Vanity Cabinets	4-10	4-10
Active Living Tambour Base Cabinet	4-3	4-3
Active Living Three Drawer Base Cabinet	4-2	4-2
Active Living Three Drawer Base Cabinet with Pullout Table	4-3	4-4
Active Living Two Drawer Base Cabinet	4-2	4-2
Active Living Utility Cabinet	4-4	4-5 – 4-6
Active Living Wastebasket Base Cabinet	4-9	4-8
Advertising Kit	N/A	12-25
Aerosol Clean & Polish	11-3	11-3
All Brands Customer Start Up Kit	N/A	12-15
All Brands Literature and Customer Guide	N/A	12-23
All Plywood Construction	1-7	1-5
Aluminum Square Foot	9-15	9-15
An Inside Look at How It's Made DVD	N/A	12-26
Angle Base Cabinet	3-11	3-16
Angle Base Corner Cabinet	3-11	3-16
Angle Fillers with Base End Panel	8-14	8-14
Angle Fillers with Tall End Panel	8-14	8-15
Angle Fillers with Vanity End Panel	8-14	8-14
Angle Fillers with Wall End Panel	8-13	8-13 – 8-14
Angle Fluted Base Pilaster	3-30	3-45
Angle Fluted Desk Pilaster	7-6	7-7
Angle Fluted Fillers with Base End Panel	8-14	8-14
Angle Fluted Fillers with Tall End Panel	8-14	8-15
Angle Fluted Fillers with Vanity End Panel	8-14	8-14
Angle Fluted Fillers with Wall End Panel	8-13	8-13 – 8-14
Angle Fluted Tall Pilaster	5-10	5-20
Angle Fluted Vanity Pilaster	6-21	6-39
Angle Fluted Wall Pilaster	2-52	2-101
Angle Plain Base Pilaster	3-30	3-45
Angle Plain Desk Pilaster	7-6	7-7
Angle Plain Tall Pilaster	5-10	5-21
Angle Plain Vanity Pilaster	6-21	6-39
Angle Plain Wall Pilaster	2-52	2-101
Angle Tall Cabinets	N/A	5-16
Angle Wall Cabinets	N/A	2-46
Angle Wall Corner Cabinet	2-18 – 2-19	2-47 – 2-48
Angle Wall Stack Cabinets	N/A	2-46 – 2-47
Angled Contemporary Wood Hood	2-27	2-70
Angled Corner Solid Wood Filler	8-1	8-1
Angled Inside Corner Moulding	9-7	9-8
Angled Outside Corner Moulding	9-8	9-8
Antique Brass	2-53	2-105
Appliance Cabinet	2-47	2-95
Appliance Dimension System	5-21	1-57, 5-48
Appliance Drawer Base Cabinet	3-8	3-12
Appliance Spacer Kit	3-8, 5-21	3-13, 5-47
Applicator Cloths	11-3	11-3
Applied Onlay	N/A	1-91

DIRECTORY

Description	Select Page #	Premier Page #
Apron Front Base Cabinet	N/A	3-11
Arch Fret Valance	1-38, 2-49	1-75, 2-96
Arch Valance	1-38, 2-49	1-75, 2-97
Architect's Handbook	N/A	12-23
Art for Everyday	N/A	9-23 – 9-24
Arts & Crafts (Decorative Glass Door)	N/A	2-104
Ascott Valance	N/A	2-96
Aspire Binders (2" Ring)	N/A	12-23
Aspire Price Catalog	N/A	12-22
Aspire Specification Catalog	N/A	12-22
Asymmetrical Corner Sink Base Cabinet	3-15	3-24
Asymmetrical Corner Sink Base Cabinets with Super Lazy Susan Kit Installed	N/A	3-25
Asymmetrical Easy Reach Corner Cabinets	N/A	2-22 – 2-23
Authorized Contractor Retractable Banner	N/A	12-34
Banner	N/A	12-24
Baroque (Decorative Glass Door)	N/A	2-104
Base Accessories	3-21 – 3-29	3-32 – 3-44
Base Bead Board Skins	8-9	8-10 – 8-11
Base Blind Corner Cabinet Ordering/Installation Instructions	3-15	3-26
Base Blind Corner Cabinet with Superior Swing Out Tray	N/A	3-28
Base Blind Corner Cabinet with Wire Pullout Shelves	3-17	3-27
Base Blind Corner Cabinets	3-15 – 3-18	3-26 – 3-28
Base Blind Corner Cabinets with Pullout Tray	3-17	3-27
Base Blind Corner Cabinets with Superior Pullout Shelves	3-17	3-27
Base Blind Corner Cabinets with Swing Out Shelves	3-17	3-27
Base Blind Corner Peninsula Cabinet	3-18	3-28
Base Bottle Rack Cabinet	3-20	3-31
Base Cabinet	3-2	3-4
Base Cabinet with Pullout Table	N/A	3-5
Base Cabinet with Pullout Tray Divider	N/A	3-3
Base Cabinet with Sliding Shelves Installed	3-3 – 3-4	3-5 – 3-6
Base Cabinet with Tray Divider	N/A	3-3
Base Cabinets	3-1 – 3-32	3-1 – 3-56
Base Cabinets with Full Height Doors	N/A	3-4
Base Cabinets with Pot and Pan Pullout	3-4	3-7
Base Cabinets with Pullout Shelves	3-4	3-6
Base Canister Organizer Pullout Cabinet	N/A	3-2
Base Carved Corner Post with 24" Deep Matching Base End Panel Attached	N/A	8-19
Base Chef Pantry	N/A	3-9
Base Cooking Center	N/A	3-8
Base Cutaways	N/A	12-3
Base Cutlery Pullout Cabinet	N/A	3-1
Base Drip Tray Almond	3-28	3-43
Base End Panels	8-11	8-12
Base End Whatnot Shelf	3-19	3-30
Base Filler Peg Pullout	3-29	3-44
Base Filler Pullout	3-29	3-44
Base Lazy Susan	3-15	3-25
Base Lazy Susan with Wood Rotary Shelves	N/A	3-25
Base Microwave Cabinet with Doors	N/A	3-12
Base Microwave Cabinets	3-8	3-12
Base Moulding	9-6	9-7
Base Open Shelf Cabinet	3-18	3-28
Base Oven Cabinets	3-8	3-12
Base Pantry Pullout	3-27	3-42
Base Pantry Pullout Installed	1-40	1-81
Base Peg Pullout Cabinet	3-1	3-1
Base Skins	8-8	8-9
Base Spice Rack Cabinet	3-1	3-1
Base Super Chef Cabinet with Door Shelf Kit	N/A	3-9
Base Super Chef Cabinet with Spice Pullout	N/A	3-9
Base Toe Space Covers	8-7	8-8
Base Tray and Foil Pullout Cabinet	N/A	3-2
Base Tray Cabinet	3-1	3-2
Base Utensil Pullout Cabinet	N/A	3-1
Base Z-Door Cabinet with Full Height Door	N/A	3-16
Base/Wall Return Angle Cabinet	3-11	3-15
Batten Moulding	9-7	9-7
Bead Board	8-19	8-22
Bead Board Back	N/A	1-53
Bead Board Base End Panel	8-15	8-16, 8-18
Bead Board Finish Back Panel	8-19	8-22
Bead Board Skins	N/A	8-11
Bead Board Tall End Panel	8-16	8-17 – 8-18
Bead Board Wall End Panel	8-15	8-16 – 8-17
Beaded Chimney	2-30	2-73
Beaded Chimney Wood Hood	2-26	2-68
Beaded Chimney Wood Hood with Narrow Arch Valance	N/A	2-69
Beaded Fascia Moulding	9-4	9-4
Beaded Integral Wood Hood	2-28	2-71
Beaded Peninsula Chimney	2-30	2-73
Beaded Peninsula Chimney Wood Hood	2-26	2-68

DIRECTORY

Description	Select Page #	Premier Page #
Beaded Peninsula Chimney Wood Hood with Narrow Arch Valance	N/A	2-70
Beaded Wood Hood	2-32	2-77
Belwith Keeler Hardware Program	11-4 – 11-10	11-4 – 11-10
Bench Seat Drawer Base Cabinet	3-4	3-7
Billboards	N/A	12-35
Bookcases with Valance Options	2-22 – 2-23	2-54 – 2-55
Bottle Rack	2-48	2-95
Bottom Edge Moulding	9-6	9-6
Box Only	1-27	1-53
Brass Door Style Finish Plates	N/A	12-14
Brass Index Plates	N/A	12-14
Brass Series Plates	N/A	12-14
Bread Box Drawer Base Cabinet	3-8	3-13
Broom Cabinet	N/A	5-9
Brown Wood	N/A	9-21 – 9-22
Brush Finish Technique	N/A	1-30 – 1-31
Butcher Block Island Design Ideas	N/A	3-54
Butcher Block Islands	N/A	3-49
Cabinet Back	N/A	1-53
Calculating Panels (Wainscot)	N/A	8-24 – 8-25
Cash Rewards Brochure	N/A	12-21
Cassette Drawer Unit	2-46, 7-5	2-94, 7-5
Caster Set	N/A	3-51
Center Mullion Kit	3-22	3-33
Center Split Spool	9-10	9-10
Chalet (Decorative Glass Door)	N/A	2-104
Chalet (Mullion Style)	N/A	1-64
Charging Drawer Station Installed	N/A	1-83
Charging Station	3-21, 6-17	3-31, 6-35
Charging Station Insert	2-48	2-95
Chateau (Decorative Glass Door)	N/A	2-104
Chimney and Peninsula Wood Hood Design Ideas	N/A	2-75 – 2-76
Chimney Wood Hood Fan and Liner Kit	2-31	2-74
Chimney Wood Hoods	N/A	2-67
China Cabinets with Valance Options	2-19	2-50 – 2-51
Chrome Shelf Supports	11-1	11-1
Chunky Bun Leg	9-15	9-15
Chunky Classic Table Legs	9-12	9-12
Chunky Classic Tall Legs	9-14	9-14
Chunky Fluted Table Legs	9-12	9-12
Chunky Fluted Tall Legs	9-14	9-14
Chunky Mission Table Leg	9-12	9-12
Chunky Mission Tall Leg	9-14	9-14
Chunky Reeded Table Legs	9-12	9-12
Chunky Reeded Table Legs (Tall)	9-14	9-14
Chunky Rope Table Legs	9-12	9-13
Chunky Rope Table Legs (Tall)	9-14	9-15
Chunky Shaker Table Legs	9-13	9-13
Chunky Shaker Table Legs (Tall)	9-15	9-15
Classic Base Moulding	9-6	9-7
Classic Decorative Legs	9-11	9-11
Classic Decorative Tall Legs	9-13	9-13
Classic Drawer Front Option	1-22	1-24
Classic Fancy Legs	9-11	9-11
Classic Fancy Legs (Tall)	9-13	9-13
Classic Foot	9-15	9-15
Classic Large Drawer Front Option	N/A	1-24
Classic Wood Edge Moulding	9-6	9-6
Classical (Decorative Glass Door)	N/A	2-104
Clear Antique Glass (Glass Type)	N/A	1-64
Clear Baroque Glass (Glass Type)	N/A	1-64
Clear Door Bumpers	11-1	11-1
Clear Glass (Glass Type)	1-30	1-64
Clear Glass Shelves	2-53	2-102
Clear Seedy Glass (Glass Type)	1-30	1-64
Clear Shelf Clips	11-1	11-1
Clear Water Glass (Glass Type)	N/A	1-64
Clipped Corner	N/A	1-54
Closet Planning Guide	N/A	12-22
Colonial (Decorative Glass Door)	2-53	2-104
Color Rite Caulk	11-3	11-2
ColorInspire	N/A	1-32 – 1-34
ColorInspire Acceptance Form	N/A	1-34
Columns	N/A	2-62
Combination Broom Cabinet	N/A	5-9
Combination Tri-View Medicine Cabinet with Mirrors	6-15	6-31
Combined Cabinets Horizontally	N/A	1-104
Combined Cabinets Vertically	N/A	1-104
Computer Aided Design Systems	N/A	12-33

DIRECTORY

Description	Select Page #	Premier Page #
Computer Cabinet	7-1	7-1
Concealed Hinges for Inset Door Styles	N/A	11-13
Construction Clarification for Sliding Shelves	11-22	11-23
Construction Options	1-6 – 1-7	1-4 – 1-5
Contemporary Condiment Shelf	2-47	2-94
Contemporary Fascia Moulding	9-4	9-5
Contemporary Hood	2-32	2-77 – 2-78
Contemporary Overhead Lights	6-17	6-34
Contemporary Radius Moulding	9-5	9-5
Contemporary Side Lights	6-17	6-34
Contemporary Stack Moulding	9-4	9-5
Contractor's Start Up Kit	N/A	12-15
Contrasting Bead Board Back	N/A	1-54
Co-Operative Merchandising and Advertising Claim Form	N/A	12-51
Co-Operative Program	N/A	12-44 – 12-51
Corinthian Onlays	9-19	9-19
Corner Base 135 Degree Inside Angle Cabinet	N/A	3-17
Corner Base 135 Degree Outside Angle Cabinet	N/A	3-16
Corner Base End Whatnot Shelf	3-19	3-30
Corner Contemporary Condiment Shelf	2-47	2-94
Corner Fillers Base	8-5	8-5 – 8-6
Corner Fillers Vanity	8-5	8-5 – 8-6
Corner Fillers Wall	8-4 – 8-5	8-5
Corner Fluted Fillers Base	8-5	8-5 – 8-6
Corner Fluted Fillers Vanity	8-5	8-5 – 8-6
Corner Fluted Fillers Wall	8-4 – 8-5	8-5
Corner Foot	9-15	9-16
Corner Foot Valance	9-15	9-16
Corner Moulding	9-7	9-8
Corner Sink Base Cabinet with Corner Recycle Center Installed	3-13	3-19
Corner Sink Base Cabinet with Kidney Sliding Shelf Bottom	N/A	3-20
Corner Sink Base Cabinet with Kidney Sliding Shelf Top	N/A	3-20
Corner Sink Base Cabinet with Kidney Sliding Shelves	N/A	3-20
Corner Sink Base Cabinet with Rotary Kidney Shelves	3-13	3-19
Corner Sink Base Cabinet with Super Susan Installed	3-13	3-19
Corner Sink Base Cabinets	3-12	3-19
Corner Sink Front	N/A	3-15
Corner Solid Wood Filler	8-1	8-1
Corner Tall End Panel	8-18	8-21
Corner Toe Kick	8-7	8-8
Corner Vanity End Whatnot Shelf	N/A	6-32
Corner Wall 135 Degree Inside Angle Cabinets	N/A	2-49
Corner Wall 135 Degree Outside Angle Cabinets	N/A	2-49
Cosmetic Drawer Insert	6-21	6-40
Cottage (Decorative Glass Door)	N/A	2-104
Cottage (Mullion Style)	N/A	1-64
Cottage Scallop Valance	2-49	2-96
Counter Organizer	2-50	2-98
Countertop Edge Moulding Bevel	9-6	9-6
Countertop Edge Moulding Ogee	9-6	9-6
Countertop Support	3-28	3-43
Country Table Legs	9-11	9-11
Cove Corbels	9-17	9-17
Cove Leg	9-16	9-16
Cove Light Rail Moulding	9-5	9-6
Cove Mission Valance	N/A	2-96
Cove Valance	1-38, 2-50	1-75, 2-97
Craftsman (Mullion Style)	N/A	1-64
Creations Flash Drive	N/A	12-25
Creative Moulding Combinations Sign	N/A	12-14
Cross Stitch Moulding	9-2	9-3
Crown Moulding	9-1	9-1
Curved Base Peninsula Cabinet	N/A	3-18
Curved Contemporary Radius Moulding	N/A	9-2
Curved Contemporary Wood Hood	2-28	2-71
Curved End Base Cabinet	N/A	3-18
Curved Full Overlay Crown Moulding	N/A	9-2
Curved Knife Block Inserts	N/A	3-38
Curved Traditional Light Rail Moulding	N/A	9-2
Curved Vanity Sink Cabinet	N/A	6-11
Custom Dishwasher Door Panel Enhancements	N/A	1-57
Custom Factory Cutouts for Appliance Cabinets	N/A	1-104
Custom Ice Maker Door Panel Enhancements	N/A	1-57
Custom Refrigerator Door Panels	N/A	1-56
Custom Size Door	N/A	1-55
Custom Size Drawer Fronts	N/A	1-55
Custom Trash Compactor Door Panel Enhancements	N/A	1-57
Custom Under Counter Refrigerator Door Panel Enhancements	N/A	1-57
Custom Warming Drawer Door Panel Enhancements	N/A	1-57
Customer Guide	N/A	12-22

Description	Select Page #	Premier Page #
Cutlery Dividers Installed	1-41	1-83
Cutlery Drawer	3-22	3-33
Cutlery Drawer Installed	1-41	1-83
Cutlery Drawer Walnut Inserts Installed	N/A	1-84
Cutlery Tray	3-21	3-32
Cutlery Tray Divider	3-22	3-32
Cutlery Trays Installed	1-41	1-83
Cutting Board	3-24	3-36
Cutting Board and Knife Drawer	3-25	3-40
Cutting Board and Knife Drawer Installed	1-40	1-82
Cutting Board Drawer	3-25	3-40
Cutting Board Drawer Installed	1-40	1-82
Dealer Window Decal	N/A	12-24
Decals for Door Samples	N/A	12-12
Deco (Decorative Glass Door)	N/A	2-104
Decorative 4½" Base Platform	6-19	6-36
Decorative Arch Moulding	9-3	9-4
Decorative Base Platform Installed	1-42	1-85
Decorative Crown Moulding	9-1	9-1
Decorative Door Frames	2-54	2-105
Decorative Door Frames Installed	1-35	1-72
Decorative Door Frames with Glass Installed	2-54	2-105
Decorative Door Inserts	2-53	2-105
Decorative Frame Inserts	9-8	9-8
Decorative Glass Doors	2-53	2-103 – 2-104
Decorative Inset Moulding	9-2	9-3
Decorative Mirror Surround Beaded	9-8	9-8
Decorative Mirror Surround Contemporary	9-8	9-8
Decorative Mirror Surround Madison	9-8	9-9
Decorative Mirror Surround Ogee	9-8	9-9
Decorative Mirror Surround Square	9-9	9-9
Decorative Mirrors	6-14	6-30
Decorative Mission Foot	9-16	9-16
Decorative Panel Moulding	9-8	9-8
Decorative Panel Options (Wainscot)	N/A	8-27
Decorative Toilet Topper Frame	6-14	6-30
Deep Divider Kit	3-25	3-39
Deep Drawer Organizer Kit in Walnut with Dividers	N/A	3-39
Deep Drawer Organizer Kit in Walnut with Round Pegs and Glass Containers	N/A	3-38
Deep Drawer Organizer Kit in Walnut with Round Pegs and Plate Holder	N/A	3-38
Deep Drawer Organizer Kit in Walnut with Triangle Pegs and Glass Containers	N/A	3-38
Deep Drawer Organizer Kit in Walnut with Triangle Pegs and Plate Holder	N/A	3-38
Deep Drawer Pegged Dish Organizers	3-25	3-38
Deep Storage Pull Out	3-24	3-36
Delamination Shield	11-1	11-1
Dentil Inset	9-2	9-2
Dentil Moulding	9-3	9-4
Designer Chimney	2-30	2-73
Designer Chimney Wood Hood	2-26	2-68
Designer Classic Leg	9-11	9-11
Designer Classic Leg (Tall)	9-13	9-13
Designer Curved Contemporary Wood Hood	2-28	2-71
Designer Mirrors	6-14	6-30
Designer Peninsula Chimney	2-30	2-73
Designer Peninsula Chimney Wood Hood	2-27	2-69
Desk Base Cabinet	7-1	7-1
Desk Carved Corner Post with 21" Deep Matching Desk End Panel Attached	N/A	8-19
Desk Drawer Apron	6-22, 7-4	6-40, 7-4
Desk Drawer Base Cabinet	7-1	7-1
Desk Easy Reach Corner Cabinet	7-2	7-3
Desk End Panel	7-3	7-4
Desk File Drawer Cabinet	7-1	7-2
Desk Open Display Base Cabinet	7-3	7-3
Desk Wastebasket Cabinet	7-3	7-3
Determining Ordering Codes	1-58	1-113
Diagonal Corner Cabinets	2-11 – 2-12	2-23 – 2-27
Diagonal Corner Cabinets with Lift Door	N/A	2-33
Diagonal Corner Cabinets with Rotating Shelf Kit	2-13	2-28
Diagonal Corner Cabinets with Tambour	2-14	2-32
Diagonal Corner Cabinets with Three Drawers	N/A	2-32
Diagonal Corner Cabinets with Two Drawers	N/A	2-31
Diagonal Corner Cabinets with Wooden Spin Trays	2-13	2-29
Diagonal Corner Furniture Hutch	N/A	7-10
Diagonal Corner Furniture Hutch Top Plate	N/A	7-11
Diagonal Corner Microwave Cabinets with Drawer	N/A	2-44 – 2-45
Diagonal Corner Plywood Shelf Kit	2-43	2-89
Diagonal Corner Sink Base Cabinet	3-14	3-21
Diagonal Corner Sink Base Cabinet with Full Height Door	N/A	3-23
Diagonal Corner Sink Base Cabinet with Full Height Doors & Rotary Shelf Kit Installed	N/A	3-23

Description	Select Page #	Premier Page #
Diagonal Corner Sink Base Cabinet with Full Height Doors & Wood Spin Trays	N/A	3-24
Diagonal Corner Sink Base Cabinet with Rotary Shelf Kit Installed	3-14	3-22
Diagonal Corner Sink Base Cabinet with Wood Spin Trays	N/A	3-22
Diagonal Corner Sink Fronts	3-10	3-15
Diagonal Corner Stack Cabinets	N/A	2-27
Diagonal Corner Wall Bead Board Skins	8-10	8-10 – 8-11
Diagonal Corner Wall Skins	8-8	8-9
Diagonal Door Storage Unit	2-14	2-30
Diagonal Slide Out Installed	1-43	1-86
Diagonal Tambour Storage Unit	2-14	2-30
Diagonal Three Drawer Storage Unit	N/A	2-30
Diagonal Transition Moulding	9-7	9-7
Diagonal Wood Tops	7-10	7-18 – 7-19
Dishwasher Base Cabinet	3-9	3-14
Dishwasher Front	3-10	3-14
Dishwasher Front Panel	3-10	3-14
Display Doors	N/A	12-11
Display Hardware Bracket	N/A	12-13
Document of Understanding Special Effects	N/A	1-37 – 1-47
Document of Understanding: Brush Finish	N/A	1-31
Door Chart	1-24	1-26
Door Shelf Kit	3-24	3-36
Door Shelf Kit Installed	1-42	1-86
Door Soft Close	11-2	N/A
Door Stop	N/A	11-2
Door Style Descriptions	1-13 – 1-14	N/A
Door Style Selection Chart (Dot Chart)	1-24 – 1-25	1-26 – 1-29
Door Styles	1-15 – 1-22	1-10 – 1-22
Double Oven Cabinets	5-14 – 5-15	5-25 – 5-27
Double Oven Warming Drawer Combination Cabinets	5-16 – 5-17	5-27 – 5-29
Double Wastebasket	3-26	3-40
Double Wastebasket Kit Installed	1-52	1-98
Dovetail Full Extension Soft Close Sliding Shelf with CD/DVD Storage	7-8	7-17
Dovetail Full Extension Soft Close Sliding Shelves Installed	1-49	1-95
Dovetail Soft Close Sliding Shelf	3-23 – 3-24, 5-8, 6-18, 7-7	3-34 – 3-35, 5-18, 6-35 –6-36, 7-8
Dovetail Soft Close U Shaped Sliding Shelf	3-24, 6-19	3-35 – 3-36, 6-36
Drawer Bread Box Cover	3-24	3-36
Drawer Bread Box Cover Installed	1-41	1-85
Drawer Front Options	1-22 – 1-23	1-24 – 1-25
Drawer Graphics	N/A	12-12
Drawer Ironing Board Installed	1-42	1-85
Drawer Options	1-8, 1-10	1-7
Drawer Range Base Cabinets	3-7	3-11
Drawer Shelf Unit	2-46	2-93
Drawer Unit	2-46, 7-5	2-94, 7-6
Drawer Upgrade Options	1-5 – 1-7	N/A
Drip Tray Almond Installed	1-43	1-86
Ductless Conversion Kit	2-33	2-78
Dusting Cloth	11-3	11-3
Easy Reach Corner Cabinets	2-10	2-20 – 2-21
Easy Reach Corner Plywood Shelf Kit	2-43	2-89
Egg and Dart Moulding	9-2	9-3
Electronic Grommet Docking Station Hub	7-5	7-6
Electronic Grommet Power Center	7-5	7-6
Elegant Bath Collection Brochure	N/A	12-21
Elegant Bath Collection Specification and Price Catalog	N/A	12-22
Elegant Bath Collection Wall Poster	N/A	12-21
Elegant Bath Collection: A Guide to Showroom Selling	N/A	12-21
Elegant Bath DVD	N/A	12-26
End Panel Construction Graphic	N/A	12-14
End Panel Construction Note	1-4	1-2
End Panel Options	1-9	1-6
Entertainment Accessories	7-8 – 7-10	7-17 – 7-19
Entertainment Cabinets	7-7	7-16
Entertainment Drawer Base	N/A	7-16
Estate Binders (2" Ring)	N/A	12-23
Estate Price Catalog	N/A	12-22
Estate Specification Catalog	N/A	12-22
Extended End Panels Back	N/A	1-105
Extended Fluted Stiles	1-27	1-58
Extended Lead Time	N/A	1-2
Extended Stiles	1-28	1-58
Extension Fillers Base	8-4	8-4
Extension Fillers Vanity	8-4	8-4
Extension Fillers Wall	8-3	8-3 – 8-4
Extension Fluted Fillers Base	8-4	8-4
Extension Fluted Fillers Vanity	8-4	8-4
Extension Fluted Fillers Wall	8-3	8-3 – 8-4

DIRECTORY

Description	Select Page #	Premier Page #
Face Frame Only	N/A	1-67
Factory Installed Options	1-10	1-7
Fancy Countertop Support	3-28	3-43
Farmhouse Range Base Cabinets	3-7	3-10
Farmhouse Range Drawer Base Cabinet	3-7	3-11
Feet Installed	1-39	1-81
Felt Sleeve for Doors	N/A	12-20
Field Installed Options	1-10	1-7
Filler Base	8-1 – 8-2	8-1 – 8-2
Filler Toe Kick	8-7	8-8
Filler Vanity	8-1 – 8-2	8-1 – 8-2
Filler Wall	8-1 – 8-2	8-2
Fillers	8-1 – 8-20	8-1 – 8-28
Finish Back Panel	8-18	8-21
Finish Chart	1-25	1-27 – 1-29
Finish Descriptions	1-26	1-35 – 1-36
Finish Technique Sample Door Kit	N/A	12-19
Finished Door	N/A	2-63
Finished Interior	1-29	1-62
Finished Interior Decorative Door Frames	1-29	1-62
Finished Interior Finished Door	N/A	1-62
Finished Interior Microwave Option	N/A	1-66
Finished Interior Mullion Door	1-30	1-63 – 1-64
Finishing Touches Kit	N/A	12-16
Five Drawer Base Cabinet	N/A	3-8
Flipping Book	N/A	12-32
Floating Butcher Block Island	N/A	3-51
Floating Butcher Block Island Design Ideas	N/A	3-55 – 3-56
Floating Shelves	7-9	7-17
Floral Rosette	9-20	9-20
Flush Cabinet End	1-9	1-6
Flush Finished Back	N/A	1-59
Flush Finished Bottom	N/A	1-105
Fluted Base Pilaster	3-30	3-45
Fluted Decorative Legs	9-11	9-11
Fluted Decorative Legs (Tall)	9-13	9-13
Fluted Desk Pilaster	7-6	7-7
Fluted Fancy Legs	9-11	9-11
Fluted Fancy Legs (Tall)	9-13	9-13
Fluted Filler Base	8-2	8-2
Fluted Filler Vanity	8-2	8-2
Fluted Fillers Wall	8-1 – 8-2	8-2
Fluted Split Spindle	9-10	9-10
Fluted Square Post	9-15	9-15
Fluted Tall Pilaster	5-9	5-20
Fluted Vanity Pilaster	6-20	6-39
Fluted Wall Pilaster	2-51	2-100
Fluted Wall Pullout	N/A	2-62
Four Drawer Base Cabinet	3-5	3-7
Four Drawer Base Cabinet with Pullout Table	N/A	3-8
Four Drawer Base Cabinet with Split Top Drawer	3-5	3-8
Four Drawer Corner Base Cabinet	N/A	3-21
Four Drawer Desk File Drawer Cabinet	7-2	7-2
Frame Opening Details	1-59 – 1-60	1-114 – 1-115
Fret Valance	1-38, 2-49	1-75, 2-96
Fret Wood Hood	2-32	2-77
Front Only	1-31	1-67
Full Access Drawer Slide Kit	11-11	N/A
Full Depth Base Shelf	1-28	1-59
Full Extension Drawer Slide Kit Featuring Soft Close	11-2	11-2
Full Height Doors	1-28	1-59
Full Overlay Base Filler Trim	8-6	8-7
Full Overlay Base Height Vanity Linen Cabinet Filler Trim	8-7	8-8
Full Overlay Crown Moulding	9-1	9-1
Full Overlay Desk Filler Trim	8-6	8-7
Full Overlay Filler Trim	8-6	8-7
Full Overlay Utility Filler Trim	8-6	8-7
Full Overlay Vanity Filler Trim	8-6	8-7
Full Overlay Vanity Linen Cabinet Filler Trim	8-7	8-8
Full Wall Treatment Using Base Panels (Wainscot)	N/A	8-26
Function Ready Program	1-39 – 1-56	1-80 – 1-103
Functional End	N/A	1-60 – 1-61
Functional Hutch Design Ideas	N/A	3-53
Functional Island Design Ideas	N/A	3-52
Furniture Base Moulding	9-7	9-7
Furniture Drawer Unit	2-46, 7-4	2-93, 7-5
Furniture Hutch End	7-9	7-17
Furniture Tall Bookcase End Panels (Inset)	N/A	7-10
Furniture Tall Bookcases	N/A	7-9 – 7-10
Furniture Top Plates	6-16	6-32, 7-17

DIRECTORY

Description	Select Page #	Premier Page #
Glass & Wire Mesh Sample Kit	N/A	12-20
Glass Clips for Mullion Doors	11-1	11-1
Glass Containers for Walnut Container Holder Organizer Insert	N/A	3-37
Glass Front Drawer Base Cabinets	N/A	3-13
Glass Insert	N/A	12-13
Glass Shelf Clip	2-53, 11-1	2-102, 11-1
Glass Sizes for Decorative Door Frames and Mullion Doors	11-14 – 11-19	11-14 – 11-20
Glass Types	1-30	1-64
Glaze Touch Up Pen	11-2	11-2
Gothic (Decorative Glass Door)	N/A	2-104
Grape and Leaf Corbel	9-18	9-17
Grape Corbels	9-17	9-17
Grape Leaf Moulding	9-3	9-4
Grape Onlays	9-19 – 9-20	9-19
Graphic Display Sign 5″ x 6″ Select & Estate	N/A	12-14
Hair Appliance Hide Away Installed	1-43	1-87
Half Arch (Mullion Style)	N/A	1-64
Half Arch Mullion Doors with Glass Installed	N/A	2-106
Half Arch Mullion Doors Without Glass	N/A	2-106
Hanging Graphics	N/A	12-13
Hanging Pot and Pan Organizer	5-7	5-18
Hanging Pot and Pan Organizer Installed	1-44	1-88
Hanging Pot Rack	2-43	2-89
Hanging Pullout Organizer Installed	N/A	1-87
HGTV Hot Trends Kitchens DVD	N/A	12-26
HGTV Sizzle Reel DVD	N/A	12-26
Hide A Mixer Shelf Kit	3-27	3-42
Hide-A-Mixer Full Height Door Cabinet	3-8	3-13
Hinge Angle Restrictor Clip	11-2	11-1
Hinge Options	1-8, 1-10	N/A
Hinge Replacement	N/A	12-10, 12-12
Hinge Specifications	11-12 – 11-13	11-12 – 11-13
Hinges	11-13	11-13
Home Concepts Brochure	N/A	12-21
Home Concepts Complete Binder	N/A	12-23
Home Concepts Specification and Price Catalog	N/A	12-23
Hood Accessories	2-32 – 2-33	2-78 – 2-79
Horizon (Mullion Style)	N/A	1-64
Horizontal Grain Drawer Front Option	1-23	1-25
Hutch Cabinets	N/A	7-11
Increased Depth	1-32	1-68
Inset Light Rail Moulding	9-5	9-6
Inside Corner Moulding	9-7	9-8
Inside Curved Corner Base Cabinet	N/A	3-18
Inside Curved Corner Wall Cabinets	N/A	2-30 – 2-31
Inspire	N/A	12-28
Installation Note	1-4	1-2
Installation Recommendations for Applied Moulding Doors	1-22	1-23
Installation Screws	11-1	11-1
Installation, Care & Warranty Guide	N/A	12-22
Integral Wood Hood	2-29	2-71
Integral Wood Hood Liner	2-33	2-79
Integrated Matching End	N/A	1-6
Inverted Frame	N/A	1-69
Ironing Board Cabinet	N/A	2-100
Island Component Base End with Chunky Classic Legs	3-31	3-47
Island Component Base End with Chunky Fluted Legs	3-31	3-47
Island Component Base End with Chunky Rope Legs	3-31	3-47
Island Component Base End with Chunky Shaker Legs	3-31	3-47
Island Component Base End with Mission Square Posts	3-32	3-48
Island Component Basket Unit	3-31	3-47
Island Component Center Support	3-32	3-48
Island Component Door Unit	N/A	3-47
Island Component Shelf	3-32	3-48
Island Component Single Drawer Unit	N/A	3-47
Island Components	3-31-3-32	3-46 – 3-48
Island End Cap with Classic Legs	N/A	3-50
Island End Cap with Fluted Legs	N/A	3-50
Island End Cap with Rope Legs	N/A	3-50
Island End Cap with Shaker Legs	N/A	3-50
Island Treatment (Wainscot)	N/A	8-26
Just Right 34½″ High Curved Vanity Sink Cabinet	N/A	6-24
Just Right 34½″ High Trimmable Vanity Sink Drawer Base with Double Bowl	6-11	N/A
Just Right 34½″ High Trimmable Vanity Sink Drawer Base with Single Bowl	6-10	N/A
Just Right 34½″ High Vanity Angle Base Cabinet	N/A	6-24
Just Right 34½″ High Vanity Appliance Pull Out	N/A	6-37
Just Right 34½″ High Vanity Base Cabinet	6-8	6-14

Description	Select Page #	Premier Page #
Just Right 34½″ High Vanity Base Wastebasket	6-12	6-23
Just Right 34½″ High Vanity Blind Corner Cabinets	6-7	6-12
Just Right 34½″ High Vanity Corner Sink Base Cabinet	N/A	6-13
Just Right 34½″ High Vanity Drawer Base Cabinet	6-8	6-15
Just Right 34½″ High Vanity Hamper Base Cabinet	6-12	6-23
Just Right 34½″ High Vanity Return Angle Cabinet	N/A	6-24
Just Right 34½″ High Vanity Sink Base Cabinet	6-8	6-13 – 6-14
Just Right 34½″ High Vanity Sink Cabinet	6-6 – 6-7	6-11
Just Right 34½″ High Vanity Sink Cabinet with Blanks	6-7	6-13
Just Right 34½″ High Vanity Sink Drawer Base Cabinet	6-9 – 6-10	6-15 – 6-16
Just Right 34½″ High Vanity Sink Drawer Base Cabinet with Full Height Doors	N/A	6-17 – 6-18
Just Right 34½″ High Vanity Sink Drawer Base Cabinet with Full Height Doors and Double Bowl	N/A	6-19
Just Right 34½″ High Vanity Sink Drawer Base Cabinet with Full Height Doors and Single Bowl	N/A	6-18 – 6-19
Just Right 34½″ High Vanity Sink Drawer Base with Double Bowl	6-10 – 6-11	6-17
Just Right 34½″ High Vanity Sink Drawer Base with Single Bowl	6-10	6-17
Just Right 34½″ High Vanity Sink Three Drawer Base Cabinet	6-11 – 6-12	6-19 – 6-20
Just Right 34½″ High Vanity Sink Three Drawer Base Cabinet with Double Bowl	6-12	6-21
Just Right 34½″ High Vanity Sink Three Drawer Base Cabinet with Full Height Doors	N/A	6-21 – 6-22
Just Right 34½″ High Vanity Sink Three Drawer Base Cabinet with Full Height Doors and Double Bowl	N/A	6-23
Just Right 34½″ High Vanity Sink Three Drawer Base Cabinet with Full Height Doors and Single Bowl	N/A	6-22
Just Right 34½″ High Vanity Sink Three Drawer Base Cabinet with Single Bowl	6-12	6-20
Just Right 34½″ High Vanity Three Drawer Base Cabinet	6-9	6-15
Just Right 34½″ High Vanity Warming Drawer Cabinet	N/A	6-23
Just Right Base Height Tall Angle Vanity Cabinet	N/A	6-29
Just Right Base Height Vanity Base Linen Cabinet	N/A	6-27
Just Right Base Height Vanity Linen Cabinet	6-13	6-25
Just Right Base Height Vanity Linen Cabinet with Doors	N/A	6-28
Just Right Base Height Vanity Linen Cabinet with Three Drawers	N/A	6-26
Just Right Base Height Vanity Linen Hamper Cabinet	N/A	6-28
Keyboard Drawer	7-4	7-4
Keyboard Pullout	7-4	7-5
Keyboard Tray	7-4	7-4
Kitchen Foil Holder	3-26	3-40
Knife Block Inserts	N/A	3-38
Knife Divider	3-25	3-38
Knife Divider Installed	1-44	1-88
Knife Drawer	3-25	3-39
Knife Drawer Installed	1-44	1-88
König Sanding & Polishing Pad	11-3	11-3
L&S Lighting	10-1 – 10-16	10-1 – 10-16
Laminate Refrigerator End Panel	8-17	N/A
Large Cove Light Rail Moulding	9-5	9-6
Large Cove Moulding	9-1	9-1
Large Crown Moulding	9-1	9-1
Large Design Center Installation Instructions	N/A	12-6
Large Design Center with Finish & Moulding Display Center	N/A	12-5
Large Divider in Walnut	N/A	3-39
Large Moulding Display Tray	N/A	12-4
Large Olive Leaf Onlay	9-20	9-19
Large Outside Corner Moulding	9-7	9-8
Large Simple Cove Crown Moulding	9-1	9-1
Large Step Cove Crown Moulding	N/A	9-1
Large Woven Onlay	9-20	9-19
Lifetime Limited Warranty 8½″ x 11″ Easel for Solid Wood Drawers	N/A	12-24
Light Box	2-43	2-89
Light Rail Moulding	9-5	9-6
Limited Warranty Easel	N/A	12-24
Literature Stand	N/A	12-24
Logo Print Guidelines	N/A	12-52 -12-53
Loyalty Rewards Brochure	N/A	12-21
Made In America Brass Plaque	N/A	12-14
Made In America Easel	N/A	12-24
Made in the USA Door Sticker	N/A	12-12
Madison Profile Fascia Moulding	9-4	9-5
Magnetic Lock Kit	6-22	6-40
Manor (Decorative Glass Door)	N/A	2-104
Mantle Hood Design Ideas	N/A	2-64
Mantle Hood Fan and Liner Kits	N/A	2-63
Mantle Shelf Design Ideas	N/A	2-65
Mantle Style Integral Wood Hood	2-29	2-72
Marketing Materials	N/A	12-1 – 12-54
Marketing Media and Installation Flash Drive	N/A	12-25
Marketing Studio	N/A	12-27
Matching Base End Panel	3-29	3-44
Matching Base End Panel Installed	1-45	1-89
Matching Desk End Panel	7-5	7-6
Matching Desk End Panel Installed	1-45	1-89
Matching Finished End	1-9	1-6

Description	Select Page #	Premier Page #
Matching Tall End Panel	5-9	5-19
Matching Tall End Panel Installed	1-45	1-89
Matching Vanity End Panel	6-19	6-37
Matching Vanity End Panel Installed	1-45	1-89
Matching Vanity Linen End Panel	6-20	6-38
Matching Vanity Linen End Panel Installed	1-45	1-89
Matching Wall End Panel	2-52	2-102
Matching Wall End Panel Installed	1-45	1-89
Media Life	N/A	7-12 – 7-15
Media Life Design Ideas	N/A	7-15
Media Life Furniture Base Cabinet	N/A	7-13 – 7-14
Media Life Furniture Cabinet	N/A	7-14
Media Life Unit Cabinet	N/A	7-13
Media Life Wall Cabinet	N/A	7-12 – 7-13
Medicine Cabinet with Mirror	6-15	6-31
Medium Divider in Walnut	N/A	3-39
Medium Squat Leg	9-16	9-16
Melrose Moulding	9-8	9-8
Metal Doors Full Glass Installed Reeded Glass	N/A	1-90
Metal Doors Full Glass Installed Satin Glass	N/A	1-90
Metal Doors Full Glass with Reeded Glass	N/A	2-107
Metal Doors Full Glass with Satin Glass	N/A	2-107
Metal Doors Installed Reeded Glass	1-46	1-90
Metal Doors Installed Satin Glass	1-46	1-90
Metal Doors with Reeded Glass	2-54	2-107
Metal Doors with Satin Glass	2-54	2-106
Metal Graphic Frame	N/A	12-13
Metal Vegetable Bin Kit	3-26	3-40
Metal Vegetable Bin Kit Installed	1-47	1-91
Microwave Cabinet with Open Display	2-18	2-42
Microwave Cabinets	2-16	2-40
Microwave Cabinets with Drawer	N/A	2-43 – 2-44
Microwave Oven Combination Cabinets	5-20 – 5-21	5-32 – 5-33
Microwave Warming Drawer Combination Cabinets	N/A	5-43 – 5-45
Microwave Warming Drawer Combination Cabinets with Doors	N/A	5-46 – 5-47
Middlefield Glass	11-4	11-4
Mini Sample Base	6-13	6-29, 12-3
Mirror Frame Moulding Angled	9-9	9-9
Mirror Frame Moulding Beaded	9-9	9-9
Mirror Frame Moulding Contemporary	9-9	9-9
Mirror Frame Moulding Madison	9-9	9-9
Mirror Frame Moulding Ogee	9-9	9-9
Mirror with Pullouts	N/A	6-30
Misc & Hardware	11-1 – 11-22	11-1 – 11-26
Mission (Decorative Glass Door)	N/A	2-104
Mission (Mullion Style)	N/A	1-64
Mission Corbels	9-18	9-18
Mission Countertop Support	N/A	3-43
Mission Crown Moulding	N/A	9-1
Mission Inset Moulding	9-2	9-3
Mission Light Rail Moulding	9-5	9-6
Mission Rosettes	9-20	9-20
Mission Scribe Moulding	9-9	9-9
Mission Square Post (4 Sided)	9-15	9-15
Modify Depth	N/A	1-51
Modify Height	N/A	1-52
Modify Width	N/A	1-52
Modifying Dimensions	N/A	1-51
Moulding Sample Display Tray	N/A	12-4 –12-5, 12-12
Moulding Sample Kit	N/A	12-4
Mouldings	9-1 – 9-20	9-1 – 9-24
Mounting Strip	9-4	9-5
Mug Holder	2-48	2-95
Mullion Doors	1-30, 2-54	1-63 – 1-66
Mullion Doors Installed	1-36	1-73 – 1-74
Mullion Styles	1-30	1-65 – 1-66
Name of Distinction DVD	N/A	12-26
Narrow Arch Valance	N/A	2-61, 2-97
Narrow Straight Valance	N/A	2-61, 2-98
Narrow Straight Valance Design Ideas	N/A	2-65
No Glass	1-30	1-64
Nouveau (Decorative Glass Door)	N/A	2-104
Ogee Fascia Moulding	9-4	9-5
Ogee Moulding 3/4	9-8	9-8
Ogee Stack Moulding	9-4	9-5
Oil Rubbed Bronze	2-53	2-105
Olive Leaf Corbels	9-18	9-18

Description	Select Page #	Premier Page #
Olive Leaf Moulding	9-2	9-3
Olive Leaf Rosette	9-20	9-20
Open Display Base Cabinet	3-18	3-28
Open Display Base End Cabinets	3-18	3-29
Open Display Base Rack Cabinet	3-18	3-29
Open Display Bottom Drawer Base Cabinet	N/A	3-29
Open Display Corner Wall Cabinets with Valance Options	2-21	2-53
Open Display Drawer Base Cabinet	N/A	3-29
Open Display Wall Cabinets with Valance Options	2-20 – 2-21	2-51 – 2-52
Open Display Wall End Cabinets with Valance Options	2-21	2-53
Ordering Replacement Doors and Drawers	11-20	11-22 – 11-23
Ordering Tips	N/A	1-25
Organizer Unit	2-47, 7-4	2-95, 7-5
Other Rooms	7-1 – 7-10	7-1 – 7-20
Other Rooms Accessories	7-3 – 7-7	7-3 – 7-8
Outside Curved Base Cabinet	N/A	3-18
Outside Curved Contemporary Radius Moulding	N/A	9-2
Outside Curved Full Overlay Crown Moulding	N/A	9-2
Outside Curved Traditional Light Rail Moulding	N/A	9-2
Outside Curved Wall Cabinets	N/A	2-50
Oval Mirror	6-15	6-31
Oven Accessories	5-21	5-47
Oven Tray Divider Installed	1-47	1-92
Painted Cherry & Character Cherry Acceptance Form	N/A	1-48
Painted Cherry & Character Cherry Finishes	N/A	1-49 – 1-50
Palladium (Decorative Glass Door)	N/A	2-104
Palymyr Blank Moulding	N/A	9-4
Palymyr Moulding	N/A	9-4
Pantry Storage Kit	5-8	5-19
Pantry Wall Cabinets	N/A	2-39
Peninsula	1-33	1-69
Peninsula Angled Contemporary Wood Hood	2-27	2-70
Peninsula Base Whatnot Shelf	3-19	3-30
Peninsula Bead Board Base End Panel	8-15	8-16, 8-18
Peninsula Bead Board Tall End Panel	8-16	8-17 – 8-18
Peninsula Bead Board Wall End Panel	8-15	8-16 – 8-17
Peninsula Chimney Wood Hood Fan and Liner Kit	2-31	2-74
Peninsula Plywood Shelf Kit	3-21, 5-7	3-32, 5-18
Peninsula Plywood Wall Shelf Kit	2-43	2-89
Peninsula Shelving	7-8	7-17
Peninsula Square Whatnot Shelves	2-45	2-93
Peninsula Vanity Whatnot Shelf	N/A	6-33
Peninsula Whatnot Shelves	2-44	2-91
Pet Center Design Ideas	3-19	3-30
Photo Library	N/A	12-31
Photographic Services	N/A	12-35 – 12-40
Photographic Services Order Form	N/A	12-40
Pipe Chase	N/A	1-105
Plain Base Pilaster	3-30	3-45
Plain Chimney	2-29	2-73
Plain Chimney Wood Hood	2-26	2-68
Plain Chimney Wood Hood with Narrow Arch Valance	2-27	2-69
Plain Desk Pilaster	7-6	7-7
Plain Integral Wood Hood	2-28	2-71
Plain Peninsula Chimney	2-30	2-73
Plain Peninsula Chimney Wood Hood	2-26	2-68
Plain Peninsula Chimney Wood Hood with Narrow Arch Valance	N/A	2-69
Plain Tall Pilaster	5-9	5-20
Plain Vanity Pilaster	6-20	6-39
Plain Wall Pilaster	2-51	2-100
Plastic Bag Recycling Dispenser	3-28	3-43
Plastic Vegetable Bin Kit	3-26	3-40
Plastic Vegetable Bin Kit Installed	1-47	1-91
Plate Holder in Walnut	N/A	3-39
Plate Racks	2-24	2-58
Plate Rail	9-9	9-9
Plinths	9-20	9-20
Plywood Cabinet Ends	1-6	1-4
Plywood Drawer Upgrade	1-8	N/A
Plywood Shelf Kit	2-43, 3-21, 5-7	2-89, 3-32, 5-18
Pocket Doors Installed	N/A	1-92
Pop-Up Displays	N/A	12-36
Portico (Mullion Style)	N/A	1-64
Postcard Booklet	N/A	12-21
Pot and Pan Pullout	3-27	3-42
Pot, Pan and Lid Caddy	3-27	3-42
Pot, Pan and Lid Caddy Installed	1-47	1-92
Power Fan Unit	2-32 – 2-33	2-78
Premier-Wood Drawer Sticker	N/A	12-20

DIRECTORY

Description	Select Page #	Premier Page #
Presentation Folders	N/A	12-23
Pricing Guidelines	1-57	1-112
Prints and Duratrans	N/A	12-35
Product Footage DVD	N/A	12-26
Product Knowledge Presentation Kit	N/A	12-20
Product Summary 2016	1-4	1-2
Promotional Products	N/A	12-41 – 12-43
Promotional Products Order Form	N/A	12-43
Pull Down Tablet Holder	N/A	2-96
Pullout Towel Bar	3-28	3-42
Putty Sticks	11-2	11-2
PVC Edge Banding	11-1	11-1
Queen Anne Leg	9-16	9-16
Quick Reference Construction Chart	1-12	1-9
Radio Commercials on CD	N/A	12-26
Range Base	3-9	3-14
Range Base Accessories	3-9	3-14
Range Front	3-9	3-14
Range Top Drawer Base Cabinets	N/A	3-11
Rattan Panel	8-19	8-22
Recessed Angle Fillers Base	N/A	8-6
Recessed Angle Fillers Tall	N/A	8-6
Recessed Angle Fillers Vanity	N/A	8-6
Recessed Angle Fillers Wall	N/A	8-6
Recessed Toe Kick	1-35	1-71
Recycle Center (4 Bin)	3-26	3-41
Recycle Center Installed (4 Bin)	1-39	1-80
Reduced Depth	1-34	1-70
Reduced Depth Drawer	N/A	1-69
Reeded Bun Foot	9-16	9-16
Reeded Decorative Legs	9-11	9-11
Reeded Decorative Legs (Tall)	9-13	9-13
Reeded Glass (Glass Type)	1-30	1-64
Reeded Inset Moulding	9-2	9-3
Refrigerator Wall Cabinets	2-6 – 2-7	2-10 – 2-12
Removable Front Option	N/A	1-69
Replacement Parts Kit	11-2	11-2
Replacement Shelves	11-21	11-21
Return Angle Wall Cabinets	2-18	2-45
Reveal Notice	1-22	1-23
Reversible Wall Rack	2-24	2-58
Ribbon Twist Moulding	9-3	9-3
Rope Decorative Legs	9-11	9-11
Rope Decorative Legs (Tall)	9-13	9-14
Rope Fancy Legs	9-12	9-12
Rope Fancy Legs (Tall)	9-14	9-14
Rope Moulding	9-3	9-3
Rope Split Spindle	9-10	9-10
Rosette Filler Base	8-2	8-3
Rosette Filler Vanity	8-2	8-3
Rosette Fillers Wall	8-3	8-3
Rosette Fluted Filler Base	8-2	8-3
Rosette Fluted Filler Vanity	8-2	8-3
Rosette Fluted Fillers Wall	8-3	8-3
Rosettes	9-20	9-20
Rotary Kidney Shelf Kit with Hardware	3-13	3-20
Rotating Shelf Kit	2-11 – 2-12	2-23 – 2-26
Rounded Split Spindle	9-10	9-10
Rush Program Guidelines	1-4	1-2
Sales Presentation Flip Chart	N/A	12-23
Sample Chip Display Trays	N/A	12-5, 12-7, 12-12 12-16, 12-19
Sample Chip Kit	N/A	12-16
Sample Chip Kit Boxes	N/A	12-19
Sample Chips	N/A	12-19
Sample Door Bag	N/A	12-20
Sample Front Kits	N/A	12-3
Santa Fe (Decorative Glass Door)	N/A	2-104
Satin Glass (Glass Type)	1-30	1-64
Satin Steel	2-53	2-105
Scale Model Truck	N/A	12-24
Scallop Valance	2-49	2-96
Scoop Top Drawer Box	N/A	1-71
Scrapbook	N/A	12-32
Screw Covers	11-1	11-1
Scribe Moulding 1 1/4	9-10	9-10
Scribe Moulding 3/4	9-9	9-10
Semi-Custom Chart	1-27	1-51
Semi-Custom Program	1-27 – 1-38	1-51 – 1-79
Shaker (Mullion Style)	1-30	1-64
Shaker Crown Flat Moulding	9-1	9-1

Description	Select Page #	Premier Page #
Shaker Crown Moulding	9-1	9-1
Shaker Decorative Legs	9-12	9-12
Shaker Decorative Legs (Tall)	9-14	9-14
Shaker Fancy Legs	9-12	9-12
Shaker Fancy Legs (Tall)	9-14	9-14
Shaker Leg	9-16	9-16
Shaker Light Rail Moulding	9-5	9-6
Shaker Mantle Shelf	2-25	2-61
Shaker Straight Mantle Shelf	2-25	2-61
Shaker Valance	2-50	2-97
Shelf Clips for Mullion Doors	11-1	11-1
Shelf Edge Profile	N/A	1-71
Shelving	7-8	7-17
Shoe Moulding	9-10	9-10
Showroom Wall Graphics	N/A	12-38 – 12-39
Side-by-Side Laundry Cabinets	N/A	5-9
Sidemount Drawer Slides	11-11	N/A
Silverware Tray Inserts	N/A	3-38
Simple Bun Foot	9-16	9-16
Simple Classic Base Moulding	N/A	9-7
Simple Decorative Mirror Surround Moulding Madison	9-9	9-9
Simple Mission Foot	9-16	9-16
Simple Scribe Moulding	9-10	9-10
Simple Small Cove Moulding	N/A	9-1
Single Bead Edge Moulding	9-6	9-6
Single Bead Stack Moulding	9-5	9-5
Single Oven Cabinets	5-11 – 5-12	5-21 – 5-23
Single Oven Cabinets with Doors	5-12 – 5-14	5-23 – 5-25
Single Wastebasket	3-26	3-40
Single Wastebasket Kit Installed	1-52	1-98
Sink Base Accessories	3-9	3-13
Sink Base Cabinets	3-6	3-9 – 3-10
Sink Base Mat	3-9	3-13
Sink Base Storage Kit Installed	1-48	1-93
Sink Base Storage Kit with Trays Installed	1-48	1-93
Sink Base Storage Shelf	3-9	3-13
Sink Base Storage Shelf Installed	1-48	1-94
Sink Front Floor	3-9	3-13
Sink Fronts	3-10	3-14 – 3-15
Slab Drawer Front Option	1-23	1-25
Slab Drawer Front Top Option	N/A	1-25
Sliding Shelf (Dovetail Full Extension Soft Close with CD/DVD Storage)	7-8	7-17
Sliding Shelf (Dovetail Soft Close)	3-23 – 3-24, 5-8, 6-18 – 7-7	3-34 – 3-35, 5-18 6-35 – 6-36, 7-8
Sliding Shelf (U Shaped Dovetail Soft Close)	3-24, 6-19	3-35 – 3-36, 6-36
Sliding Wire Tray Divider	3-2	3-3
Sliding Wire Tray Divider Installed	1-53	1-98
Small Button Moulding	9-2	9-3
Small Countertop Support	3-28	3-43
Small Cove Moulding	9-1	9-1
Small Crown Moulding	9-1	9-2
Small Design Center Installation Instructions	N/A	12-8
Small Design Center with Finish & Moulding Display Center	N/A	12-7
Small Divider in Walnut	N/A	3-39
Small Light Rail Moulding	9-5	9-6
Small Moulding Display Tray	N/A	12-4
Small Reeded Moulding	9-3	9-4
Small Traditional Light Rail Moulding	9-6	9-6
Small Wainscot Cap Moulding	9-7	9-7
Small Woven Basket Kit (kit only)	3-20	3-31
Smart Checks Options	1-10	1-7
Smooth Close Hinge Option	1-8	N/A
Smooth Close Hinges	11-13	11-13
Soffit Cabinets	N/A	2-60
Soffit Cabinets with Equal Panels	N/A	2-59
Soffit Moulding	9-4	9-5
Soft Close Sliding Shelf Dovetail	3-23 – 3-24, 5-8, 6-18 – 7-7	3-34 – 3-35, 5-18 6-35 – 6-36, 7-8
Soft Close Sliding Shelf Dovetail Full Extension with CD/DVD Storage	7-8	7-17
Soft Close U Shaped Sliding Shelf Dovetail	3-24, 6-19	3-35 – 3-36, 6-36
Solid Stock	8-1	8-1
Solid Wood Fillers	8-1	8-1
Solid Wood Universal Filler	8-1	8-1
Southern Living Idea Homes DVD	N/A	12-26
Space Saving Laundry Unit Cabinet	N/A	5-9
Specialty Cabinet Ideas	N/A	1-105
Specification Details for Power Fan Units	N/A	2-63, 2-74
Spice Drawer Base Cabinet	3-5	3-8
Spice Drawer Wall Cabinet	2-46	2-94
Spindle Rail	9-10	9-10
Spindle Rail Post	9-10	9-10
Split Leg Installed	N/A	1-94
Split Plinth Block	9-10	9-10
Split Spindle/Plinth Installed	1-50	1-96
Split Spindle/Plinth/Spool Installed	1-51	1-97

DIRECTORY

Description	Select Page #	Premier Page #
Split Spool	9-10	9-10
Square Base End Whatnot Shelf	3-19	3-31
Square Bottom Shelf for All Whatnot Shelves	1-37	1-71
Square Corner Base End Whatnot Shelf	3-20	3-31
Square Corner Vanity End Whatnot Shelf	N/A	6-33
Square Peninsula Base Whatnot Shelf	3-20	3-31
Square Peninsula Vanity Whatnot Shelf	N/A	6-33
Square Post	9-15	9-15
Square Tall End Shelves	5-7	5-17
Square Tall Whatnot Shelves	5-7	5-17
Square Top Shelf for All Whatnot Shelves	1-37	1-71
Square Vanity End Whatnot Shelf	N/A	6-33
Square Whatnot Shelves	2-45	2-91 – 2-92
Stack Spacer Kit 1½″	3-21	3-32
Stainless Angle Foot	9-16	9-16
Stainless Countertop Support	3-28	3-43
Stainless Curved Foot	9-16	9-16
Stainless Leg Round Small	9-16	9-17
Stainless Round Leg	9-12	9-12
Stainless Steel Containers for Walnut Container Holder Organizer Insert	N/A	3-37
Stainless Steel Tambour Storage Units	2-15	2-39
Stair Treatment (Wainscot)	N/A	8-26
Standard Construction	1-5	1-3
Standard Construction Specifications	1-11	1-8
Standard Door Hinge Information	1-58	1-113
Standard End Panels	1-10	1-7
Standard Furniture Valance	2-49	2-97
Standard Interior Options	1-35	1-72
Stanisci Design	N/A	1-110 – 1-111
Starburst Onlay	9-20	9-19
Start with a Beautiful Finish Brochure	N/A	12-21
Stem Glass Holders	2-48	2-95
Storage Cube Cabinet	2-24	2-57
Straight Foot Valance	9-17	9-17
Straight Rail Valance	1-38	1-75
Straight Valance	1-38	1-75
Style Watch DVD	N/A	12-26
Substitutions	1-58	1-113
Super Capacity Wastebasket Base Cabinet	3-12	3-17
Super Double Wastebasket	3-26	3-41
Super Double Wastebasket Kit Installed	1-52	1-97
Super Lazy Susan Kit	3-14	3-20
Super Seedy Glass (Glass Type)	1-30	1-64
Super Single Wastebasket	3-26	3-41
Super Single Wastebasket Kit Installed	1-52	1-97
Super Swing Out Tray	3-17	3-28
Surefire Social	N/A	12-27
Swing Out Shelves for Corner Bases	3-16	3-27
Swirl Inset Moulding	9-3	9-3
Symbols	1-58	1-113
Symbols Used in Semi-Custom Chart	1-27	1-51
Symphony (Mullion Style)	N/A	1-64
Symphony Mullion Doors Without Glass	N/A	2-105
Tall (Utility) Cabinets	5-1 – 5-22	5-1 – 5-48
Tall Angle Cabinets	N/A	5-15
Tall Angle Vanity Cabinet	N/A	6-29
Tall Carved Corner Post with 12″ & 24″ Deep Matching Tall End Panel Attached	N/A	8-19
Tall End Shelves	5-6	5-17
Tall Microwave Cabinets	N/A	5-33 – 5-35
Tall Microwave Cabinets with Doors	N/A	5-38 – 5-40
Tall Microwave Cabinets with Doors and Table Top Drawer	N/A	5-41 – 5-43
Tall Microwave Cabinets with Table Top Drawer	N/A	5-36 – 5-38
Tall Prep Center Cabinets	N/A	5-12 – 5-13
Tall Return Angle Cabinets	N/A	5-16
Tall Whatnot Shelves	5-6	5-17
Tambour Roll-Top Desk Unit	7-3	7-3
Tambour Storage Unit	2-50	2-98
The Essence of Cabinetry	N/A	12-21
The Inspiration Center	N/A	12-31
The Premier and Select Series Price Catalog	N/A	12-22
The Premier and Select Series Specification Catalog	N/A	12-22
Three Drawer Base Cabinet	3-5	3-7
Three Drawer Base Cabinet with Pullout Table	N/A	3-8
Three Drawer Corner Base Cabinet	N/A	3-21
Three Drawer Desk File Drawer Cabinet	7-2	7-2
Three Drawer Storage Unit	N/A	2-98
Three Drawer Utility Cabinet	N/A	5-14
Tiered Spice Storage Shelf	2-48	2-96
Tilt Out Tray Installed	1-53	1-99
Tilt Out Trays	3-6	3-10
Toe Kick Added	1-37	1-74
Toe Kick Drawer Installed	N/A	1-99
Toe Kick Unattached	1-37	1-75
Toilet Topper	6-14	6-30

Description	Select Page #	Premier Page #
Touch to Open Installed	1-54	1-100
Touch Up Kit	11-2	11-2
Touch Up Pen	11-2	11-2
Trade Show Bags	N/A	12-23
Traditional (Mullion Style)	1-30	1-64
Traditional Corbels	9-18	9-18
Traditional Crown Moulding	9-2	9-2
Traditional Inside Corner Moulding	9-8	9-8
Traditional Light Rail Moulding	9-6	9-6
Traditional Mantle Shelf	2-25	2-60
Traditional Overhead Lights	6-16	6-33 – 6-34
Traditional Side Lights	6-16	6-33
Traditional Straight Mantle Shelf	2-25	2-60
Transition Duct	N/A	2-63
Transition Elbow Duct	2-33	2-79
Transitional Wood Hood	2-28	2-70
Tray Divider	3-1, 5-21	3-2, 5-47
Tray Divider Installed	1-53	1-99
Trimmable Vanity Sink Drawer Base Cabinet with Double Bowl	6-5	N/A
Trimmable Vanity Sink Drawer Base Cabinet with Single Bowl	6-5	N/A
Triple Bead Edge Moulding	9-6	9-7
Triple Bead Stack Moulding	9-5	9-5
Triple Oven Cabinets	5-18 – 5-19	5-29 – 5-31
Tri-View Medicine Cabinet with Mirrors	6-15	6-31
Truck Decals	N/A	12-37
Tudor (Decorative Glass Door)	N/A	2-104
Tulip Leg	9-17	9-17
TV Commercials on Beta SP	N/A	12-35
TV Commercials on DVD	N/A	12-26
Two Drawer Base Cabinet	3-5	3-7
Two Drawer Base Cabinet with Hidden Drawer	N/A	3-7
Two Drawer Corner Base Cabinet	N/A	3-21
Two Drawer Desk File Drawer Cabinet	7-2	7-2
U Shaped Dovetail Soft Close Sliding Shelf	3-24, 6-19	3-35 – 3-36, 6-36
Under Cabinet Panels	8-19	8-22
Under Sink Basket	3-28	3-42
Under Sink Basket Deluxe	3-28	3-42
Under Sink Basket Deluxe Installed	1-54	1-100
Under Sink Wastebasket	3-27	3-41
Undermount Drawer Slides	11-11	11-11
Uniquely You DVD	N/A	12-26
Universal Base	4-6	N/A
Universal Base Blind Corner Cabinets	4-7 – 4-8	N/A
Universal Base Lazy Susan	4-8	N/A
Universal Base Microwave	4-8	N/A
Universal Casing Moulding	9-7	9-7
Universal Charging Tray	6-17	6-35
Universal Design Products	4-10	4-10
Universal Drawer Base	4-8	N/A
Universal Microwave Cabinets	2-17	2-41 – 2-42
Universal Removable Vanity Sink Front	4-7	N/A
Universal Sink Base	4-7	N/A
Universal Sink Front	4-7	N/A
Universal Spacer Kit	6-22	6-40
Utensil Drawer	3-22	3-33
Utensil Tray Divider	N/A	3-33
Utility Accessories	5-7 – 5-10	5-18 – 5-21
Utility Bead Board Skins	8-10	8-10 – 8-11
Utility Cabinet	5-1 – 5-2	5-1 – 5-4
Utility Cabinet with Pantry Kit	5-4 – 5-5	5-10 – 5-12
Utility Cabinet with Sliding Shelves	5-2 – 5-3	5-5 – 5-8
Utility Cabinet with Superior Pantry Pullout	N/A	5-15
Utility Cabinet with Superior Swingout Pantry Pullout	N/A	5-15
Utility Cabinets	5-1 – 5-22	5-1 – 5-48
Utility Pantry Pullouts	5-6	5-14
Utility Skins	8-9	8-9
Valance	2-49	2-96
Valance Options	1-38	1-75
Vanity Accessories	6-16 – 6-22	6-33 – 6-40
Vanity Angle Base Cabinet	N/A	6-10
Vanity Appliance Pull Out	N/A	6-37
Vanity Base Cabinet	6-3	6-5
Vanity Base Linen Cabinet	N/A	6-26
Vanity Base Wastebasket	6-6	6-10
Vanity Bead Board Skins	8-9	8-10 – 8-11
Vanity Blind Corner Cabinet	6-2	6-3
Vanity Cabinets	6-1 – 6-22	6-1 – 6-40
Vanity Carved Corner Post with 18″ & 21″ Deep Matching Vanity End Panel Attached	N/A	8-19
Vanity Corner Sink Base Cabinets	N/A	6-4
Vanity Drawer Base Cabinet	6-3	6-6
Vanity Drip Tray Almond	6-17	6-35
Vanity End Whatnot Shelf	N/A	6-32
Vanity Filler Pullout	6-19	6-37

Description	Select Page #	Premier Page #
Vanity Hamper Cabinet	6-6	6-10
Vanity Hamper Kit	6-21	6-39
Vanity Hamper Kit Installed	1-55	1-101
Vanity Knee Drawer	6-22, 7-3	6-40, 7-3
Vanity Linen Cabinet	6-13	6-24 – 6-25
Vanity Linen Cabinet with Doors	N/A	6-27
Vanity Linen Hamper Cabinet	N/A	6-28
Vanity Reference Chart	N/A	11-24 – 11-25
Vanity Return Angle Cabinet	N/A	6-10
Vanity Sink Base Cabinet	6-3	6-4 – 6-5
Vanity Sink Cabinet	6-1 – 6-2	6-2
Vanity Sink Cabinet with Blanks	6-2	6-4
Vanity Sink Drawer Base Cabinet	6-4	6-6 – 6-7
Vanity Sink Drawer Base Cabinet with Double Bowl	6-5	6-8
Vanity Sink Drawer Base Cabinet with Full Height Doors	N/A	6-8 – 6-9
Vanity Sink Drawer Base Cabinet with Full Height Doors and Double Bowl	N/A	6-10
Vanity Sink Drawer Base Cabinet with Full Height Doors and Single Bowl	N/A	6-9
Vanity Sink Drawer Base Cabinet with Single Bowl	6-5	6-7
Vanity Skins	8-8	8-9
Vanity Wall Cabinet	6-14	6-29
Vanity Waste Bin	6-21	6-39
Veneer Refrigerator End Panel	8-17	8-20
Ventahood	2-34 – 2-42	2-80 – 2-88
Victorian (Decorative Glass Door)	N/A	2-104
Victorian Countertop Support	N/A	3-43
Villa (Decorative Glass Door)	N/A	2-104
Villa (Mullion Style)	N/A	1-64
Void All Fronts	N/A	1-75
Void Doors Bottom	N/A	1-76
Void Doors Only	N/A	1-76
Void Doors Top	N/A	1-76
Void Toe Kick	1-38	1-77
Void Top	N/A	1-76
Void Top Drawer Box	N/A	1-76
WAC Playbook (WRAP)	N/A	12-21
Wafers	N/A	9-2
Wainscot Base Panels	N/A	8-23
Wainscot Cap Moulding	9-7	8-24, 9-7
Wainscot Tall Panels	N/A	8-23
Wainscot Wall Panels	N/A	8-23
Wall Accessories	2-43 – 2-52	2-89 – 2-101
Wall Bead Board Skins	8-9	8-10 – 8-11
Wall Blind Corner Cabinets	2-8 – 2-10	2-13 – 2-18
Wall Blind Corner Peninsula Cabinet	N/A	2-20
Wall Blind Corner Stack Cabinets	N/A	2-18 – 2-19
Wall Cabinets	2-1 – 2-54	2-1 – 2-108
Wall Cabinets with Appliance Doors	N/A	2-37
Wall Cabinets with Lift Door	N/A	2-38
Wall Cabinets with One Drawer	N/A	2-33 – 2-34
Wall Cabinets with Storage Cube	N/A	2-38
Wall Cabinets with Tambour	2-15	2-36
Wall Cabinets with Three Drawers	N/A	2-35 – 2-36
Wall Cabinets with Two Drawers	2-14 – 2-15	2-34 – 2-35
Wall Carved Corner Post with 12" Deep Matching Wall End Panel Attached	N/A	8-19
Wall Double Vertical Hinge Cabinets	N/A	2-10
Wall End Panel (Veneer)	8-10	8-12
Wall Filler Peg Pullout	2-51	2-99
Wall Filler Pullout	2-50	2-99
Wall Message Center Cabinets	2-19	2-50
Wall Mount Display Bottom with Standard Doors	N/A	12-9
Wall Mount Display Bottom without Doors	N/A	12-10
Wall Mount Display Installation Instructions	N/A	12-11
Wall Mount Display Top with Standard Doors	N/A	12-9
Wall Mount Display Top without Doors	N/A	12-10
Wall Open Shelf Cabinet	2-47	2-94
Wall Organizer Unit	2-47	2-95
Wall Peg Pullout Cabinet	N/A	2-99
Wall Pullout	N/A	2-62
Wall Pullout Design Ideas	N/A	2-66
Wall Racks	2-23 – 2-24	2-56 – 2-57
Wall Skins	8-8	8-9
Wall Spice Rack Cabinet	2-51	2-99
Wall Square Whatnot Shelves	2-45	2-92
Wall Stack Cabinets	2-4 – 2-5	2-7 – 2-9
Wall Top Hinge Cabinets	N/A	2-10
Wall Vertical Hinge Cabinets	N/A	2-9
Wall Whatnot Shelves	2-44	2-90
Wall Z-Door Cabinets	N/A	2-48
Walnut Container Holder Organizer Insert	N/A	3-37
Walnut Drawer Cutlery Organizer Inserts	N/A	3-37
Walnut Knife Block Organizer Insert	N/A	3-37
Walnut Wrap Holder Organizer Insert	N/A	3-37
Warming Drawer Base Cabinets	N/A	3-11
Warranty Graphic	N/A	12-14

Description	Select Page #	Premier Page #
Wastebasket	3-27	3-41
Wastebasket Base Cabinet	3-11 – 3-12	3-17
Wastebasket Lid	3-26	3-41
Wastebasket Touch to Open Kit	3-27, 4-5	3-41, 4-7
Water Mark Remover	11-3	11-3
WAY	N/A	12-27 – 12-30
Wellborn 4′ Sign	N/A	12-24
Wellborn All Brands Literature CD	N/A	12-26
Wellborn All Brands Literature Flash Drive	N/A	12-25
Wellborn All Brands Literature, Specification and Price Catalog Flash Drive	N/A	12-25
Wellborn All Brands Specification and Price Catalog CD	N/A	12-26
Wellborn All Brands Videos Flash Drive	N/A	12-25
Wellborn Binders (2″ Ring)	N/A	12-23
Wellborn Brands Retractable Banner	N/A	12-34
Wellborn Closets Brochure	N/A	12-21
Wellborn Closets Installation DVD	N/A	12-22
Wellborn Closets Installation, Care & Warranty Guide	N/A	12-22
Wellborn Closets Specification and Price Catalog	N/A	12-22
Wellborn Closets Wall Poster	N/A	12-21
Wellborn Closets: A Guide to Showroom Selling	N/A	12-21
Wellborn Design Center Header	N/A	12-14
Wellborn Door Style Descriptions	N/A	11-11
Wellborn Logo Sign	N/A	12-14
Wellborn Mobile	N/A	12-28
Wellborn Mobile Apps	N/A	12-29
Wellborn Pencils	N/A	12-24
Wellborn Table Cover	N/A	12-36
Wellborn Table Tent Card	N/A	12-24
Wellborn's Social Media Sites	N/A	12-32
Whatnot Shelves	2-43 – 2-44	2-89 – 2-90
Whole Home Design Solution Trifold	N/A	12-20
Why Wellborn Brochure	N/A	12-21
Wicker Basket (kit only)	3-20	3-31
Wide Arch Valance	N/A	2-97
Wide Bottom Rail	N/A	1-77
Wide Bottom Rail Arch Valance	N/A	1-77
Wide Bottom Rail Cove Valance	N/A	1-77
Wide Bottom Rail Standard Furniture Valance	N/A	1-77
Wide Drawer Stabilizer Installed	N/A	1-101
Wide Drawer Stabilizer Kit	N/A	11-2
Wide Fluted Stile	N/A	1-78
Wide Stile	N/A	1-78
Wide Straight Valance	N/A	2-98
Wide Top Rail	N/A	1-79
Wide Top Rail Reduced Opening	N/A	1-79
Wire Mesh 20x48 Pattern Bungalow	2-53	2-105
Wire Mesh 20x48 Pattern Colonial	2-53	2-105
Wire Mesh 20x48 Pattern Cottage	2-53	2-105
Wire Mesh 20x48 Pattern Manor	2-53	2-105
Wire Mesh 20x48 Pattern Tudor	2-53	2-105
Wire Tray Divider	3-2	3-2
Wire Tray Divider Installed	1-56	1-103
Without Center Mullion	1-38	1-78
Wood Butcher Block Top	N/A	3-51
Wood Deep Clean Aerosol	11-3	11-3
Wood Drawer Spice Rack	3-24	3-36
Wood Drawer Spice Rack Installed	1-55	1-102
Wood Drawer with Full Extension Undermount Drawer Slides featuring Soft Close	1-8	N/A
Wood Hood	2-31	2-77
Wood Hood Doors Installed	1-39	1-80
Wood Hood Liner	2-33	2-79
Wood Species Decal	N/A	12-12
Wood Tiered Cutlery Tray	3-25	3-36
Wood Tops	7-9	7-18
Wood Tray Divider	3-1	3-2
Wood Tray Divider Installed	1-55	1-102
Wood Veneer Edge Banding	11-1	11-1
Wooden 18″ Round Spin Tray (Hardware and Shelves)	2-11 – 2-12	2-23 – 2-26
Wooden 32″ Round Spin Tray Installed	1-52	1-98
Wooden Spice Rack	2-48	2-95
Wooden Spice Rack Installed	1-56	1-103
Woven Corbels	9-19	9-18
Woven Leg	9-17	9-17
Woven Moulding	9-4	9-4
Woven Ribbon Moulding	9-3	9-4
Woven Rosettes	9-20	9-20
WRAP Brochure	N/A	12-21
WRAP Contractor Agreement	N/A	12-20
WRAP Dealer Playbook Binder	N/A	12-23
WRAP Welcome Packet	N/A	12-16
You Draw It Program	N/A	1-104 – 1-111
You Draw It Program Form	N/A	1-107

INDEX

Item Code	Description	Select Page #	Premier Page #
1/2FBP9648V	Finish Back Panel (Veneer)	8-18	8-21
2DB__	Two Drawer Base Cabinet	3-5	3-7
2DB__HD	Two Drawer Base Cabinet with Hidden Drawer	N/A	3-7
2DCBC__	Two Drawer Corner Base Cabinet	N/A	3-21
2DDFD__	Two Drawer Desk File Drawer Cabinet	7-2	7-2
2FDIN	Wood Hood Doors Installed	1-39	1-80
3/4FBP4896	Finish Back Panel (Veneer)	8-19	8-21
3/4REP__V	¾" Veneer Refrigerator End Panel	8-17	8-20
35QTLIDW	Wastebasket Lid	3-26	3-41
35QTWBW	Wastebasket	3-27	3-41
3BB4896	3" Bead Board	N/A	8-22
3BBBEP__	3" Bead Board Base End Panel	N/A	8-18
3BBBS	Base 3" Bead Board Skins	N/A	8-11
3BBFBP__	3" Bead Board Finish Back Panel	N/A	8-22
3BBTEP__	3" Bead Board Tall End Panel	N/A	8-18
3BBWEP__	3" Bead Board Wall End Panel	N/A	8-17
3DB__	Three Drawer Base Cabinet	3-5	3-7
3DB24PT	Three Drawer Base Cabinet with Pullout Table	N/A	3-8
3DCBC__	Three Drawer Corner Base Cabinet	N/A	3-21
3DCW__BBS	Diagonal Corner Wall 3" Bead Board Skins	N/A	8-11
3DFD18	Three Drawer Desk File Drawer Cabinet	7-2	7-2
3DSU__	Three Drawer Storage Unit	N/A	2-98
3REP__L	3" Laminate Refrigerator End Panel	8-17	N/A
3REP__V	3" Veneer Refrigerator End Panel	8-17	8-20
3U__BBS	Utility 3" Bead Board Skins	N/A	8-11
3VBBS	Vanity 3" Bead Board Skins	N/A	8-11
3W__15BBS	15" Deep Wall 3" Bead Board Skins	N/A	8-11
3W__BBS	Wall 3" Bead Board Skins	N/A	8-11
4BRC	4 Bin Recycle Center	3-26	3-41
4BRCIN	4 Bin Recycle Center Installed	1-39	1-80
4DB__	Four Drawer Base Cabinet	3-5	3-7
4DB__ST	Four Drawer Base Cabinet with Split Top Drawer	3-5	3-8
4DB24PT	Four Drawer Base Cabinet with Pullout Table	N/A	3-8
4DCBC__	Four Drawer Corner Base Cabinet	N/A	3-21
4DFD18	Four Drawer Desk File Drawer Cabinet	7-2	7-2
4FIN	Feet Installed	1-39	1-81
5DB__	Five Drawer Base Cabinet	N/A	3-8
5MMSCPK25	Clear Shelf Clips	11-1	11-1
6REP__L	6" Laminate Refrigerator End Panel	8-17	N/A
6REP__V	6" Veneer Refrigerator End Panel	8-17	8-20
AB	Antique Brass	2-53	2-105
AB2424	Angle Base Corner Cabinet	3-11	3-16
ABC__	Angle Base Cabinet	3-11	3-16
AC2DB__	Active Living Two Drawer Base Cabinet	4-2	4-2
AC30	Appliance Cabinet	2-47	2-95
AC3DB__	Active Living Three Drawer Base Cabinet	4-2	4-2
AC3DB24PT	Active Living Three Drawer Base Cabinet with Pullout Table	4-3	4-4
ACB__WB	Active Living Base Cabinet	4-1	4-1
ACB__WB	Active Living Base Wastebasket Cabinet	4-4	4-4
ACBBC__	Active Living Base Blind Corner Cabinet	4-3	4-3
ACBBC__SOS__	Active Living Base Blind Corner Cabinets with Swingout Shelves	4-3	4-4
ACBEP__L	Active Living Base End Panel (Laminate)	8-12	N/A
ACBEP__V	Active Living Base End Panel (Veneer)	8-12	8-13
ACBF__T	Active Living Full Overlay Base Filler Trim	8-6	8-7
ACBLS36	Active Living Base Lazy Susan	4-2	4-2
ACBLS36WRS	Active Living Base Lazy Susan with Wood Rotary Shelves	N/A	4-2
ACBM__	Active Living Base Microwave Cabinet	4-4	4-4
ACBSR9	Active Living Base Spice Rack Cabinet	4-3	4-3
ACDBC2746	Active Living Dishwasher Base Cabinet	4-2	4-3
ACDDB27	Active Living Dishwasher Drawer Base Cabinet	4-3	4-3
ACL	Acanthus Leg	9-15	9-15
ACMBEP	Active Living Matching Base End Panel	4-5	4-7
ACMBEPIN	Active Living Matching Base End Panel Installed	1-45	1-89
ACMTEP__	Active Living Matching Tall End Panel	4-6	4-7
ACMTEPIN	Active Living Matching Tall End Panel Installed	1-45	1-89
ACO__	Active Living Oven Cabinet	4-5	4-6
ACS	Arts & Crafts (Decorative Glass Door)	N/A	2-104
ACSA__	Active Living Sink Apron	4-1	4-1
ACSB__	Active Living Sink Base Cabinet	4-2	4-1
ACSB__	Asymmetrical Corner Sink Base Cabinet	3-15	3-24
ACSB__SUPS	Asymmetrical Corner Sink Base Cabinets with Super Lazy Susan Kit Installed	N/A	3-25
ACTB24	Active Living Tambour Base Cabinet	4-3	4-3
ACU__	Active Living Utility Cabinet	4-4	4-5 – 4-6
ACUF__T	Active Living Full Overlay Utility Filler Trim	8-6	8-7
ACWH__	Angled Contemporary Wood Hood	2-27	2-70
ADB__	Appliance Drawer Base Cabinet	3-8	3-12
AERC__	Asymmetrical Easy Reach Corner Cabinets	N/A	2-22 – 2-23
AF__	Arch Fret Valance	1-38, 2-49	1-75, 2-96

INDEX

Item Code	Description	Select Page #	Premier Page #
AF__BEP__	Angle Fillers with Base End Panel	8-14	8-14
AF__TEP__	Angle Fillers with Tall End Panel	8-14	8-15
AF__VEP__	Angle Fillers with Vanity End Panel	8-14	8-14
AF__WEP__	Angle Fillers with Wall End Panel	8-13	8-13 – 8-14
AFB__	Apron Front Base Cabinet	N/A	3-11
AFF__BEP__	Angle Fluted Fillers with Base End Panel	8-14	8-14
AFF__TEP__	Angle Fluted Fillers with Tall End Panel	8-14	8-15
AFF__VEP__	Angle Fluted Fillers with Vanity End Panel	8-14	8-14
AFF__WEP__	Angle Fluted Fillers with Wall End Panel	8-13	8-13 – 8-14
AFP__B__	Angle Fluted Base Pilaster	3-30	3-45
AFP__D__	Angle Fluted Desk Pilaster	7-6	7-7
AFP__T__	Angle Fluted Tall Pilaster	5-10	5-20
AFP__V__	Angle Fluted Vanity Pilaster	6-21	6-39
AFP__W__	Angle Fluted Wall Pilaster	2-52	2-101
ALB__WB	Active Living Wastebasket Base Cabinet	4-9	4-8
ALBBC__	Active Living Base Blind Corner Cabinet	4-9 – 4-10	4-9
ALBLS36	Active Living Base Lazy Susan	4-9	4-8
ALBLS36WRS	Active Living Base Lazy Susan with Wood Rotary Shelves	N/A	4-8
ALSBC__RF	Active Living Sink Base Convertible Cabinet with Removable Front	4-2, 4-9	4-2, 4-8
AM	Acanthus Moulding	9-3	9-4
AM__	Diagonal Wood Top Applied Side Moulding Option	7-10	7-19
AM__	Wood Top Applied Side Moulding Option	7-9	7-18
APC	All Plywood Construction	1-7	1-5
APP__B__	Angle Plain Base Pilaster	3-30	3-45
APP__D__	Angle Plain Desk Pilaster	7-6	7-7
APP__T__	Angle Plain Tall Pilaster	5-10	5-21
APP__V__	Angle Plain Vanity Pilaster	6-21	6-39
APP__W__	Angle Plain Wall Pilaster	2-52	2-101
ASCV__	Ascott Valance	N/A	2-96
ASF	Aluminum Square Foot	9-15	9-15
ASK__	Appliance Spacer Kit	3-8, 5-21	3-13, 5-47
ATC__	Angle Tall Cabinets	N/A	5-16
AV__	Arch Valance	1-38, 2-49	1-75, 2-97
AW__	Angle Wall Corner Cabinet	2-18 – 2-19	2-47 – 2-48
AW101	Vent-A-Hood "T" Handle 1/8" Hex Wrench	2-42	2-88
AWC__	Angle Wall Cabinets	N/A	2-46
AWCSC__	Angle Wall Stack Cabinets	N/A	2-46 – 2-47
B__	Base Cabinet	3-2	3-4
B__FH	40½" High 12" Deep Base Cabinets with Full Height Doors	N/A	3-4
B__FHHAM	Hide-A-Mixer Full Height Door Cabinet	3-8	3-13
B__SS	Base Cabinet with Sliding Shelves Installed	3-3 – 3-4	3-5 – 3-6
B__TD	Base Cabinet with Tray Divider	N/A	3-3
B__TDPO	Base Cabinet with Pullout Tray Divider	N/A	3-3
B__WB	Wastebasket Base Cabinet	3-11 – 3-12	3-17
B__WBSPR	Super Capacity Wastebasket Base Cabinet	3-12	3-17
B24SDPT	Base Cabinet with Pullout Table	N/A	3-5
B3/4	Batten Moulding	9-7	9-7
B36SCCDSK	Base Super Chef Cabinet with Door Shelf Kit	N/A	3-9
B36SCCSPO	Base Super Chef Cabinet with Spice Pullout	N/A	3-9
B7176	Advertising Kit	N/A	12-25
B7937	Installation Screws	11-1	11-1
B8020	Aerosol Clean & Polish	11-3	11-3
B8021	Dusting Cloth	11-3	11-3
B8022PK3	Applicator Cloths	11-3	11-3
B8023	Water Mark Remover	11-3	11-3
B8024	Wood Deep Clean Aerosol	11-3	11-3
B8025	König Sanding & Polishing Pad	11-3	11-3
B8290	Metal Graphic Frame	N/A	12-13
B8291	Hinge Replacement	N/A	12-10, 12-12
B8292	Display Hardware Bracket	N/A	12-13
B8293	Glass Insert	N/A	12-13
B8295	Hinge Replacement	N/A	12-10, 12-12
B8499PK10	The Essence of Cabinetry	N/A	12-21
B8501PK10	Closet Planning Guide	N/A	12-22
B8525	The Premier and Select Series Specification Catalog	N/A	12-22
B8526	Wellborn Closets Specification and Price Catalog	N/A	12-22
B8527	Estate Specification Catalog	N/A	12-22
B8529	The Premier and Select Series Price Catalog	N/A	12-22
B8530	Sample Door Bag	N/A	12-20
B8531	Trade Show Bags	N/A	12-23
B8533	Wellborn Binders (2" Ring)	N/A	12-23
B8534	Dealer Window Decal	N/A	12-24
B8541	Wellborn Brands Retractable Banner	N/A	12-34
B8542	Authorized Contractor Retractable Banner	N/A	12-34
B8545PK10	#2 Wellborn Pencils	N/A	12-24
B8546	Presentation Folders	N/A	12-23
B8547	Estate Specification Catalog (Pages Only)	N/A	12-22
B8548	Banner	N/A	12-24

INDEX

Item Code	Description	Select Page #	Premier Page #
B8550	The Premier and Select Series Specification Catalog (Pages Only)	N/A	12-22
B8553	The Premier and Select Series Specification Catalog (Pages & Tabs Only)	N/A	12-22
B8564	The Premier and Select Series Price Catalog (Pages Only)	N/A	12-22
B8566	Literature Stand	N/A	12-24
B8568	Estate Specification Catalog (Pages & Tabs Only)	N/A	12-22
B8569	The Premier and Select Series Price Catalog (Pages & Tabs Only)	N/A	12-22
B8570	Architect's Handbook	N/A	12-23
B8572	WRAP Welcome Packet	N/A	12-16
B8574	Wellborn Binders (2" Ring)	N/A	12-23
B8578	Radio Commercials on CD	N/A	12-26
B8593	All Brand Literature and Customer Guide	N/A	12-23
B8612	Felt Sleeve for Doors	N/A	12-20
B8613	8½" x 11" Acrylic Sign Holder	N/A	12-24
B8623	Home Concepts Complete Binder	N/A	12-23
B8624	Wellborn All Brands Specification and Price Catalog Flash Drive	N/A	12-25
B8625	Wellborn All Brands Literature Flash Drive	N/A	12-25
B8626	4' Wellborn Sign	N/A	12-24
B8627	Wellborn All Brands Videos Flash Drive	N/A	12-25
B8628	Marketing Media and Installation Flash Drive	N/A	12-25
B8629	Wellborn All Brands Literature, Specification and Price Catalog Flash Drive	N/A	12-25
B8630	WRAP Dealer Playbook Binder	N/A	12-23
B8631	Estate Binder (2" Ring)	N/A	12-23
B8632	Estate Price Catalog	N/A	12-22
B8633	Estate Price Catalog (Pages & Tabs Only)	N/A	12-22
B8634	Estate Price Catalog (Pages Only)	N/A	12-22
B8635	Aspire Binders (2" Ring)	N/A	12-23
B8636	Aspire Specification Catalog	N/A	12-22
B8637	Aspire Specification Catalog (Pages & Tabs Only)	N/A	12-22
B8638	Aspire Specification Catalog (Pages Only)	N/A	12-22
B8639	Aspire Price Catalog	N/A	12-22
B8640	Aspire Price Catalog (Pages & Tabs Only	N/A	12-22
B8641	Aspire Price Catalog (Pages Only)	N/A	12-22
B8646	Scale Model Truck	N/A	12-24
B8652	Moulding Sample Kit	N/A	12-4
B8674	Postcard Booklet	N/A	12-21
B8699	Elegant Bath DVD	N/A	12-26
B8700	Creations Flash Drive	N/A	12-25
B8714	Style Watch DVD	N/A	12-26
B8715	Limited Warranty Easel	N/A	12-24
B8717	Uniquely You DVD	N/A	12-26
B8718	TV Commercials on DVD	N/A	12-26
B8719	An Inside Look at How It's Made DVD	N/A	12-26
B8720	Customer Guide	N/A	12-22
B8724	Wellborn Closets Wall Poster	N/A	12-21
B8725PK100	Whole Home Design Solution Trifold	N/A	12-20
B8730PK10	Made In America Brass Plaque	N/A	12-14
B8731	Made In America Easel	N/A	12-24
B8732	Home Concepts Specification and Price Catalog	N/A	12-23
B8733	Elegant Bath Collection Specification and Price Catalog	N/A	12-22
B8734PK10	Elegant Bath Collection Brochure	N/A	12-21
B8736PK10	Home Concepts Brochure	N/A	12-21
B8738PK10	Wellborn Table Tent Card	N/A	12-24
B8741	Base Cutaway - Premier APC All Plywood Construction	N/A	12-3
B8743	Base Cutaway - The Premier Series	N/A	12-3
B8745	Base Cutaway - The Select Series	N/A	12-3
B8748	Premier-Wood Drawer Sticker	N/A	12-20
B8749	Lifetime Limited Warranty 8½" x 11" Easel for Solid Wood Drawers	N/A	12-24
B8752	All Brands Customer Start Up Kit	N/A	12-15
B8755PK10	Why Wellborn Brochure	N/A	12-21
B8756	HGTV Hot Trends Kitchens DVD	N/A	12-26
B8758PK10	Installation, Care & Warranty Guide	N/A	12-22
B8760	Name of Distinction DVD	N/A	12-26
B8761PK10	Wellborn Closets Brochure	N/A	12-21
B8763PK10	WRAP Brochure	N/A	12-21
B8765PK10	Wellborn Closets Installation, Care & Warranty Guide	N/A	12-22
B8767PK10	WRAP Contractor Agreement	N/A	12-20
B8768PK10	WAC Playbook (WRAP)	N/A	12-21
B8773	HGTV Sizzle Reel DVD	N/A	12-26
B8774	Wellborn All Brands Literature CD	N/A	12-26
B8778PK10	Cash Rewards Brochure	N/A	12-21
B8779PK10	Loyalty Rewards Brochure	N/A	12-21
B8780	Wellborn Closets Installation DVD	N/A	12-22
B8781	Product Footage DVD	N/A	12-26
B8782	Southern Living Idea Homes DVD	N/A	12-26
B8783	Wellborn All Brands Specification and Price Catalog CD	N/A	12-26
B8784	Sample Chip Kit Boxes	N/A	12-19
B8786PK10	Start with a Beautiful Finish Brochure	N/A	12-21

INDEX

Item Code	Description	Select Page #	Premier Page #
B8787	Sales Presentation Flip Chart	N/A	12-23
B9210	Wall Mount Display Top with Standard Doors	N/A	12-9
B9215	Wall Mount Display Bottom with Standard Doors	N/A	12-9
B9220	Wall Mount Display Top without Doors	N/A	12-10
B9225	Wall Mount Display Bottom without Doors	N/A	12-10
B9229	Large Design Center with Finish & Moulding Display Center	N/A	12-5
B9241	Small Design Center with Finish & Moulding Display Center	N/A	12-7
B9245	Contractor's Start Up Kit	N/A	12-15
B9370	Brass Door Style Finish Plates	N/A	12-14
B9372	Brass Index Plates - Maple	N/A	12-14
B9373	Brass Index Plates - Cherry	N/A	12-14
B9374	Brass Index Plates - Oak	N/A	12-14
B9375	Brass Index Plates - Hickory	N/A	12-14
B9376	Brass Index Plates - Thermofoil	N/A	12-14
B9377	Brass Series Plates	N/A	12-14
B9381	Wellborn Logo Sign	N/A	12-14
B9382	Creative Moulding Combinations Sign	N/A	12-14
B9393	Hinge Replacement	N/A	12-10, 12-12
B9396	Elegant Bath Collection Wall Poster	N/A	12-21
B9397	Elegant Bath Collection: A Guide to Showroom Selling	N/A	12-21
B9399	Wellborn Closets: A Guide to Showroom Selling	N/A	12-21
B9937	Replacement Parts Kit	11-2	11-2
BAQ	Baroque (Decorative Glass Door)	N/A	2-104
BB	Bead Board Back	N/A	1-53
BB4896	Bead Board	8-19	8-22
BBBEP__	Bead Board Base End Panel	8-15	8-16
BBBS	Base Bead Board Skins	8-9	8-10
BBC__	Base Blind Corner Cabinets	3-16	3-26
BBC__PT__	Base Blind Corner Cabinets with Pullout Tray	3-17	3-27
BBC__SOS__	Base Blind Corner Cabinets with Swing Out Shelves	3-17	3-27
BBC__SPS	Base Blind Corner Cabinets with Superior Pullout Shelves	3-17	3-27
BBC__SST	Base Blind Corner Cabinet with Superior Swing Out Tray	N/A	3-28
BBC__WPS	Base Blind Corner Cabinet with Wire Pullout Shelves	3-17	3-27
BBC27P	Base Blind Corner Peninsula Cabinet	3-18	3-28
BBD18	Bread Box Drawer Base Cabinet	3-8	3-13
BBFBP__	Bead Board Finish Back Panel	8-19	8-22
BBI__CFL	Butcher Block Islands with Classic Legs	N/A	3-49
BBI__FFL	Butcher Block Islands with Fluted Legs	N/A	3-49
BBI__RFL	Butcher Block Islands with Rope Legs	N/A	3-49
BBI__SFL	Butcher Block Islands with Shaker Legs	N/A	3-49
BBR9	Base Bottle Rack Cabinet	3-20	3-31
BBTEP__	Bead Board Tall End Panel	8-16	8-17
BBWEP__	Bead Board Wall End Panel	8-15	8-16
BC__	Broom Cabinet	N/A	5-9
BCC__	Base Cooking Center	N/A	3-8
BCOP12	Base Canister Organizer Pullout Cabinet	N/A	3-2
BCP36	Base Chef Pantry	N/A	3-9
BCPO__	Base Cutlery Pullout Cabinet	N/A	3-1
BDB__	Bench Seat Drawer Base Cabinet	3-4	3-7
BDTA__	Base Drip Tray Almond	3-28	3-43
BEM	Bottom Edge Moulding	9-6	9-6
BEP__L	Base End Panel (Laminate)	8-11	N/A
BEP__V	Base End Panel (Veneer)	8-11	8-12
BES2412	Base End Whatnot Shelf	3-19	3-30
BF__T	Full Overlay Base Filler Trim	8-6	8-7
BFP__	Base Filler Pullout	3-29	3-44
BFPP__	Base Filler Peg Pullout	3-29	3-44
BH__PSL__	Vent-A-Hood Wall Mount Liner Inserts 22 1/2" Deep and 12" Tall	2-37	2-83
BH__SLDSS	Vent-A-Hood Wall Mount Liner Inserts 19 1/4" Deep and 12" Tall	2-37	2-83
BKC__	Bookcases with Valance Options	2-22 – 2-23	2-54 – 2-55
BLS__	Base Lazy Susan	3-15	3-25
BLS36WRS	Base Lazy Susan with Wood Rotary Shelves	N/A	3-25
BM	Base Moulding	9-6	9-7
BMC__	Base Microwave Cabinets	3-8	3-12
BMCD__	Base Microwave Cabinet with Doors	N/A	3-12
BO	Box Only	1-27	1-53
BOC__	Base Oven Cabinets	3-8	3-12
BOSC__	Base Open Shelf Cabinet	3-18	3-28
BPP__	Base Peg Pullout Cabinet	3-1	3-1
BPPO__	Base Pantry Pullout	3-27	3-42
BPPOIN	Base Pantry Pullout Installed	1-40	1-81
BQPRXH18-__	Vent-A-Hood Wall Mount Range Hood 30" Deep and 18" Tall	2-38	2-84
BR__	Bottle Rack	2-48	2-95
BSL	Base Skins (Laminate)	8-8	N/A
BSR__	Base Spice Rack Cabinet	3-1	3-1
BSV	Base Skins (Veneer)	8-8	8-9
BT__	Base Tray Cabinet	3-1	3-2
BTFPO__	Base Tray and Foil Pullout Cabinet	N/A	3-2
BTS8.5B__	Active Living Base Toe Space Cover Black	4-5	4-6
BTS8.5M__	Active Living Base Toe Space Cover Matching	4-5	4-6

INDEX

Item Code	Description	Select Page #	Premier Page #
BTSB__	Base Toe Space Cover Black	8-7	8-8
BTSM__	Base Toe Space Cover Matching	8-7	8-8
BTSS__	Base Toe Space Cover Stainless	8-7	8-8
BUPO__	Base Utensil Pullout Cabinet	N/A	3-1
BWH__	Beaded Wood Hood	2-32	2-77
BWPP__	Base Cabinets with Pot and Pan Pullout	3-4	3-7
BWPS__	Base Cabinets with Pullout Shelves	3-4	3-6
BWRA2424	Base/Wall Return Angle Cabinet	3-11	3-15
BZC__FH	Base Z-Door Cabinet with Full Height Door	N/A	3-16
C__PK25	Glass Clips for Mullion Doors	11-1	11-1
C1080PK25	Door Stop	N/A	11-2
C1103 – C1109	Smooth Close Hinges	11-13	11-13
C2100 – C3066	Sidemount Drawer Slides	11-11	N/A
C2168 – C3079	Undermount Drawer Slides	11-11	11-11
C2187 – C2274	Hinges	11-13	11-13
C2195	Door Soft Close	11-2	N/A
C2196	Shelf Clips for Mullion Doors	11-1	11-1
C2223PK200	Clear Door Bumpers	11-1	11-1
C2333PK50	Chrome Shelf Supports	11-1	11-1
C3350	Screw Covers	11-1	11-1
C46__	L&S Lighting	10-1 – 10-12	10-1 – 10-12
CAG	Clear Antique Glass (Glass Type)	N/A	1-64
CAPM8	Wainscot Cap Moulding	9-7	8-24, 9-7
CAULK	Color Rite Caulk	11-3	11-2
CB	Cabinet Back	N/A	1-53
CB	Cutting Board	3-24	3-36
CB__IAFH	Corner Base 135 Degree Inside Angle Cabinet	N/A	3-17
CB__OAFH	Corner Base 135 Degree Outside Angle Cabinet	N/A	3-16
CBB	Contrasting Bead Board Back	N/A	1-54
CBC__	Combination Broom Cabinet	N/A	5-9
CBD__	Cutting Board Drawer	3-25	3-40
CBDIN	Cutting Board Drawer Installed	1-40	1-82
CBES2424	Corner Base End Whatnot Shelf	3-19	3-30
CBG	Clear Baroque Glass (Glass Type)	N/A	1-64
CBKD__	Cutting Board and Knife Drawer	3-25	3-40
CBKDIN	Cutting Board and Knife Drawer Installed	1-40	1-82
CBL	Chunky Bun Leg	9-15	9-15
CBLA__	Acanthus Corbels	9-17	9-17
CBLCV__	Cove Corbels	9-17	9-17
CBLGP__	Grape Corbels	9-17	9-17
CBLLFGPL	Grape and Leaf Corbel	9-18	9-17
CBLM__	Mission Corbels	9-18	9-18
CBLOL__	Olive Leaf Corbels	9-18	9-18
CBLT__	Traditional Corbels	9-18	9-18
CBLWV__	Woven Corbels	9-19	9-18
CBM	Classic Base Moulding	9-6	9-7
CBP1224	Curved Base Peninsula Cabinet	N/A	3-18
CC	Clipped Corner	N/A	1-54
CC__	China Cabinets with Valance Options	2-19	2-50 – 2-51
CCCS__	Corner Contemporary Condiment Shelf	2-47	2-94
CCLHG__	Concealed Hinges for Inset Door Styles	N/A	11-13
CCPMBEP__	Base Carved Corner Post with 24″ Deep Matching Base End Panel Attached	N/A	8-19
CCPMDEP__	Desk Carved Corner Post with 21″ Deep Matching Desk End Panel Attached	N/A	8-19
CCPMTEP__	Tall Carved Corner Post with 12″ & 24″ Deep Matching Tall End Panel Attached	N/A	8-19
CCPMVEP__	Vanity Carved Corner Post with 18″ & 21″ Deep Matching Vanity End Panel Attached	N/A	8-19
CCPMWEP__	Wall Carved Corner Post with 12″ Deep Matching Wall End Panel Attached	N/A	8-19
CCRM	Curved Contemporary Radius Moulding	N/A	9-2
CCS__	Contemporary Condiment Shelf	2-47	2-94
CCTL434	Chunky Classic Table Legs	9-12	9-12
CCTL440	Chunky Classic Tall Legs	9-14	9-14
CCWH__	Curved Contemporary Wood Hood	2-28	2-71
CCWH__D	Designer Curved Contemporary Wood Hood	2-28	2-71
CD__	Cutlery Drawer	3-22	3-33
CDF	Classic Drawer Front Option	1-22	1-24
CDFL	Classic Large Drawer Front Option	N/A	1-24
CDIN	Cutlery Drawer Installed	1-41	1-83
CDL234	Classic Decorative Legs	9-11	9-11
CDT	Sample Chip Display Tray	N/A	12-19
CDTL240	Classic Decorative Tall Legs	9-13	9-13
CDU__	Cassette Drawer Unit	2-46, 7-5	2-94, 7-5
CDW	Cosmetic Drawer Insert	6-21	6-40
CEB1224__	Curved End Base Cabinet	N/A	3-18
CEMB	Countertop Edge Moulding Bevel	9-6	9-6
CEMO	Countertop Edge Moulding Ogee	9-6	9-6

INDEX

Item Code	Description	Select Page #	Premier Page #
CF	Craftsman (Mullion Style)	N/A	1-64
CF__B	Corner Fillers Base	8-5	8-5 – 8-6
CF__V	Corner Fillers Vanity	8-5	8-5 – 8-6
CF__W	Corner Fillers Wall	8-4 – 8-5	8-5
CFF__B	Corner Fluted Fillers Base	8-5	8-5 – 8-6
CFF__V	Corner Fluted Fillers Vanity	8-5	8-5 – 8-6
CFF__W	Corner Fluted Fillers Wall	8-4 – 8-5	8-5
CFL334	Classic Fancy Legs	9-11	9-11
CFL340	Classic Fancy Legs (Tall)	9-13	9-13
CFOCM	Curved Full Overlay Crown Moulding	N/A	9-2
CFTL434	Chunky Fluted Table Legs	9-12	9-12
CFTL440	Chunky Fluted Tall Legs	9-14	9-14
CFV	Corner Foot Valance	9-15	9-16
CG	Clear Glass (Glass Type)	1-30	1-64
CGDSIN	Charging Drawer Station Installed	N/A	1-83
CGSHV__	Clear Glass Shelves	2-53	2-102
CH__	Contemporary Hood	2-32	2-77 – 2-78
CHGST	Charging Station	3-21, 6-17	3-31, 6-35
CHT	Chalet (Decorative Glass Door)	N/A	2-104
CHU	Chateau (Decorative Glass Door)	N/A	2-104
CKBI__	Curved Knife Block Inserts	N/A	3-38
CL	Chalet (Mullion Style)	N/A	1-64
CL__	Contemporary Overhead Lights	6-17	6-34
CLF	Classic Foot	9-15	9-15
CLS	Classical (Decorative Glass Door)	N/A	2-104
CM__	Crown Moulding	9-1	9-1
CMK	Center Mullion Kit	3-22	3-33
CMNY__B	Beaded Chimney	2-30	2-73
CMNY__D	Designer Chimney	2-30	2-73
CMNY__P	Plain Chimney	2-29	2-73
CMTL434	Chunky Mission Table Leg	9-12	9-12
CMTL440	Chunky Mission Tall Leg	9-14	9-14
CMV__	Cove Mission Valance	N/A	2-96
CO	Counter Organizer	2-50	2-98
COL	Colonial (Decorative Glass Door)	2-53	2-104
COLAM__	Columns (Flat Panel with Applied Moulding)	N/A	2-62
COLAMBB__	Columns (Bead Board Panel with Applied Moulding)	N/A	2-62
COLBB__	Columns (Bead Board Panel)	N/A	2-62
COLFP__	Columns (Flat Panel)	N/A	2-62
COLRP__	Columns (Raised Panel)	N/A	2-62
CPU18	Computer Cabinet	7-1	7-1
CRDTL434	Chunky Reeded Table Legs	9-12	9-12
CRDTL440	Chunky Reeded Table Legs (Tall)	9-14	9-14
CRFT	Corner Foot	9-15	9-16
CRM	Contemporary Radius Moulding	9-5	9-5
CRSTM	Cross Stitch Moulding	9-2	9-3
CRTL434	Chunky Rope Table Legs	9-12	9-13
CRTL440	Chunky Rope Table Legs (Tall)	9-14	9-15
CS	Countertop Support	3-28	3-43
CSB__	Corner Sink Base Cabinets	3-12	3-19
CSB__SUPS	Corner Sink Base Cabinet with Super Susan Installed	3-13	3-19
CSB36CRS	Corner Sink Base Cabinet with Corner Recycle Center Installed	3-13	3-19
CSB36KSS	Corner Sink Base Cabinet with Kidney Sliding Shelves	N/A	3-20
CSB36KSSB	Corner Sink Base Cabinet with Kidney Sliding Shelf Bottom	N/A	3-20
CSB36KSST	Corner Sink Base Cabinet with Kidney Sliding Shelf Top	N/A	3-20
CSB36RKS	Corner Sink Base Cabinet with Rotary Kidney Shelves	3-13	3-19
CSF42	Corner Sink Front	N/A	3-15
CSG	Clear Seedy Glass (Glass Type)	1-30	1-64
CSI__	Charging Station Insert	2-48	2-95
CSL__	Contemporary Side Lights	6-17	6-34
CSM__	Contemporary Stack Moulding	9-4	9-5
CSS	Center Split Spool	9-10	9-10
CSTL434	Chunky Shaker Table Legs	9-13	9-13
CSTL440	Chunky Shaker Table Legs (Tall)	9-15	9-15
CSTRSET	Caster Set	N/A	3-51
CSV__	Cottage Scallop Valance	2-49	2-96
CT	Cottage (Mullion Style)	N/A	1-64
CT__	Cutlery Tray	3-21	3-32
CTD__	Cutlery Tray Divider	3-22	3-32
CTDIN	Cutlery Dividers Installed	1-41	1-83
CTEP__	Corner Tall End Panel	8-18	8-21
CTG	Cottage (Decorative Glass Door)	N/A	2-104
CTIN	Cutlery Trays Installed	1-41	1-83
CTK	Corner Toe Kick	8-7	8-8
CTL	Country Table Legs	9-11	9-11
CTLRM	Curved Traditional Light Rail Moulding	N/A	9-2
CTVL__	Combination Tri-View Medicine Cabinet with Mirrors	6-15	6-31
CTWIN	Cutlery Drawer Walnut Inserts Installed	N/A	1-84
CUSTBF	Custom Size Drawer Fronts	N/A	1-55
CUSTD__	Custom Dishwasher Door Panel Enhancements	N/A	1-57

INDEX

Item Code	Description	Select Page #	Premier Page #
CUSTDOOR	Custom Size Door	N/A	1-55
CUSTIM__	Custom Ice Maker Door Panel Enhancements	N/A	1-57
CUSTRP__	Custom Refrigerator Door Panels	N/A	1-56
CUSTTC__	Custom Trash Compactor Door Panel Enhancements	N/A	1-57
CUSTURP__	Custom Under Counter Refrigerator Door Panel Enhancements	N/A	1-57
CUSTWDP	Custom Warming Drawer Door Panel Enhancements	N/A	1-57
CV__	Cove Valance	1-38, 2-50	1-75, 2-97
CVES__	Corner Vanity End Whatnot Shelf	N/A	6-32
CVLEG	Cove Leg	9-16	9-16
CVLRM8	Cove Light Rail Moulding	9-5	9-6
CVS__	Curved Vanity Sink Cabinet	N/A	6-11
CVS__BH	34½" High Just Right Curved Vanity Sink Cabinet	N/A	6-24
CW__IA	Corner Wall 135 Degree Inside Angle Cabinets	N/A	2-49
CW__OA	Corner Wall 135 Degree Outside Angle Cabinets	N/A	2-49
CWE	Classic Wood Edge Moulding	9-6	9-6
CWG	Clear Water Glass (Glass Type)	N/A	1-64
CWH__B	Beaded Chimney Wood Hood	2-26	2-68
CWH__BNAV	Beaded Chimney Wood Hood with Narrow Arch Valance	N/A	2-69
CWH__D	Designer Chimney Wood Hood	2-26	2-68
CWH__P	Plain Chimney Wood Hood	2-26	2-68
CWH__PNAV	Plain Chimney Wood Hood with Narrow Arch Valance	2-27	2-69
CWHFLK__	Chimney Wood Hood Fan and Liner Kit	2-31	2-74
D__WB	Desk Wastebasket Cabinet	7-3	7-3
D3DSU__	Diagonal Three Drawer Storage Unit	N/A	2-30
DBBC__	Drawer Bread Box Cover	3-24	3-36
DBBCIN	Drawer Bread Box Cover Installed	1-41	1-85
DBC__	Dishwasher Base Cabinet	3-9	3-14
DBP4__	4½" Decorative Base Platform	6-19	6-36
DBP4IN	Decorative Base Platform Installed	1-42	1-85
DC__	Diagonal Corner Cabinets	2-11 – 2-12	2-23 – 2-27
DC__D	Diagonal Corner Cabinets with Three Drawers	N/A	2-32
DC__D2	Diagonal Corner Cabinets with Two Drawers	N/A	2-31
DC__LD	Diagonal Corner Cabinets with Lift Door	N/A	2-33
DC__RS	Diagonal Corner Cabinets with Rotating Shelf Kit	2-13	2-28
DC__ST	Diagonal Corner Cabinets with Wooden Spin Trays	2-13	2-29
DC__T	Diagonal Corner Cabinets with Tambour	2-14	2-32
DCAM8	Decorative Arch Moulding	9-3	9-4
DCB__	Desk Easy Reach Corner Cabinet	7-2	7-3
DCCGSHV__	Clear Glass Shelves (Diagonal)	2-53	2-102
DCFH__	Diagonal Corner Furniture Hutch	N/A	7-10
DCK__	Ductless Conversion Kit	2-33	2-78
DCL334	Designer Classic Leg	9-11	9-11
DCL340	Designer Classic Leg (Tall)	9-13	9-13
DCM__	Decorative Crown Moulding	9-1	9-1
DCMWD__	Diagonal Corner Microwave Cabinets with Drawer	N/A	2-44 – 2-45
DCO	Deco (Decorative Glass Door)	N/A	2-104
DCPSKIT	Diagonal Corner Plywood Shelf Kit	2-43	2-89
DCSB__	Diagonal Corner Sink Base Cabinet	3-14	3-21
DCSB__FH	Diagonal Corner Sink Base Cabinet with Full Height Door	N/A	3-23
DCSB__FHRS	Diagonal Corner Sink Base Cabinet with Full Height Doors & Rotary Shelf Kit Installed	N/A	3-23
DCSB__FHST	Diagonal Corner Sink Base Cabinet with Full Height Doors & Wood Spin Trays	N/A	3-24
DCSB__RS	Diagonal Corner Sink Base Cabinet with Rotary Shelf Kit Installed	3-14	3-22
DCSB__ST	Diagonal Corner Sink Base Cabinet with Wood Spin Trays	N/A	3-22
DCSC__	Diagonal Corner Stack Cabinets	N/A	2-27
DCSF__	Diagonal Corner Sink Fronts	3-10	3-15
DCUCP2727SBEM	Under Cabinet Panels (Diagonal)	8-19	8-22
DCW__BBS	Diagonal Corner Wall Bead Board Skins	8-10	8-10
DCWS__L	Diagonal Corner Wall Skins (Laminate)	8-8	N/A
DCWS__V	Diagonal Corner Wall Skins (Veneer)	8-8	8-9
DDA__	Desk Drawer Apron	6-22, 7-4	6-40, 7-4
DDB__	Desk Drawer Base Cabinet	7-1	7-1
DDFIN	Decorative Door Frames Installed	1-35	1-72
DDFINBTM	Decorative Door Frames Installed on Bottom	N/A	1-72
DDFINTOP	Decorative Door Frames Installed on Top	N/A	1-72
DDI__	Decorative Door Inserts	2-53	2-105
DDK	Deep Divider Kit	3-25	3-39
DDOKWD	Deep Drawer Organizer Kit in Walnut with Dividers	N/A	3-39
DDOKWRPGC	Deep Drawer Organizer Kit in Walnut with Round Pegs and Glass Containers	N/A	3-38
DDOKWRPPH	Deep Drawer Organizer Kit in Walnut with Round Pegs and Plate Holder	N/A	3-38
DDOKWTPGC	Deep Drawer Organizer Kit in Walnut with Triangle Pegs and Glass Containers	N/A	3-38
DDOKWTPPH	Deep Drawer Organizer Kit in Walnut with Triangle Pegs and Plate Holder	N/A	3-38
DDPDO__	Deep Drawer Pegged Dish Organizers (round posts)	3-25	3-38

INDEX

Item Code	Description	Select Page #	Premier Page #
DDSU__	Diagonal Door Storage Unit	2-14	2-30
DDTPDO__	Deep Drawer Pegged Dish Organizers (triangle posts)	N/A	3-38
DDWPH	Plate Holder in Walnut	N/A	3-39
DECAL	Decals for Door Samples	N/A	12-12
DEC-MFR__	Decorative Mirrors	6-14	6-30
DEP__	Desk End Panel	7-3	7-4
DES-MFRN__	Designer Mirrors - Narrow	6-14	6-30
DES-MFRW__	Designer Mirrors - Wide	6-14	6-30
DF__	Decorative Frame Inserts	9-8	9-8
DF__T	Full Overlay Desk Filler Trim	8-6	8-7
DFD__	Desk File Drawer Cabinet	7-1	7-2
DGD__	Decorative Glass Doors	2-53	2-103
DI	Dentil Inset	9-2	9-2
DIBIN	Drawer Ironing Board Installed	1-42	1-85
DIM3/4	Decorative Inset Moulding	9-2	9-3
DM	Dentil Moulding	9-3	9-4
DMF	Decorative Mission Foot	9-16	9-16
DMSB	Decorative Mirror Surround Beaded	9-8	9-8
DMSC	Decorative Mirror Surround Contemporary	9-8	9-8
DMSM	Decorative Mirror Surround Madison	9-8	9-9
DMSO	Decorative Mirror Surround Ogee	9-8	9-9
DMSS	Decorative Mirror Surround Square	9-9	9-9
DO__	Double Oven Cabinets	5-14 – 5-15	5-25 – 5-27
DODB__	Desk Open Display Base Cabinet	7-3	7-3
DOWD__	Double Oven Warming Drawer Combination Cabinets	5-16 – 5-17	5-27 – 5-29
DPM	Decorative Panel Moulding	9-8	9-8
DRB__	Drawer Range Base Cabinets	3-7	3-11
DS__	Delamination Shield	11-1	11-1
DSK	Door Shelf Kit	3-24	3-36
DSKIN	Door Shelf Kit Installed	1-42	1-86
DSOIN	Diagonal Slide Out Installed	1-43	1-86
DSPO__	Deep Storage Pull Out	3-24	3-36
DSU__	Drawer Shelf Unit	2-46	2-93
DTAIN	Drip Tray Almond Installed	1-43	1-86
DTM	Diagonal Transition Moulding	9-7	9-7
DTSU__	Diagonal Tambour Storage Unit	2-14	2-30
DTTF	Decorative Toilet Topper Frame	6-14	6-30
DU__	Drawer Unit	2-46, 7-5	2-94, 7-6
DVB__	Desk Base Cabinet	7-1	7-1
DW16.5	Double Wastebasket	3-26	3-40
DWF	Dishwasher Front	3-10	3-14
DWFP	Dishwasher Front Panel	3-10	3-14
DWIN	Double Wastebasket Kit Installed	1-52	1-98
EB3/4PVC	PVC Edge Banding	11-1	11-1
EB3/4W	Wood Veneer Edge Banding	11-1	11-1
ED3/4	Egg and Dart Moulding	9-2	9-3
EF__B__	Extension Fillers Base	8-4	8-4
EF__V__	Extension Fillers Vanity	8-4	8-4
EF__W	Extension Fillers Wall	8-3	8-3 – 8-4
EFF__B__	Extension Fluted Fillers Base	8-4	8-4
EFF__V__	Extension Fluted Fillers Vanity	8-4	8-4
EFF__W	Extension Fluted Fillers Wall	8-3	8-3 – 8-4
EFS	Extended Fluted Stiles	1-27	1-58
EGDSHB	Electronic Grommet Docking Station Hub	7-5	7-6
EGPCB	Electronic Grommet Power Center	7-5	7-6
ENT__	Entertainment Cabinets	7-7	7-16
ENTDB__	Entertainment Drawer Base	N/A	7-16
EPH18-__	Vent-A-Hood Euro Style Wall Mount Hood 24″ Deep and 18″ Tall	2-40	2-86
EPIH18-__	Vent-A-Hood Euro Style Island Hood 30″ Deep and 18″ Tall	2-40	2-86
ERC__	Easy Reach Corner Cabinets	2-10	2-20 – 2-21
ERCCGSHV__	Clear Glass Shelves (Easy Reach)	2-53	2-102
ERCPSKIT	Easy Reach Corner Plywood Shelf Kit	2-43	2-89
ES	Extended Stiles	1-28	1-58
F__	Solid Wood Fillers	8-1	8-1
F__B	Filler Base	8-1 – 8-2	8-1 – 8-2
F__T	Full Overlay Filler Trim	8-6	8-7
F__TK	Filler Toe Kick	8-7	8-8
F__V	Filler Vanity	8-1 – 8-2	8-1 – 8-2
F__W	Filler Wall	8-1 – 8-2	8-2
FADS__KIT	Full Access Drawer Slide Kit	11-11	N/A
FBBI__	Floating Butcher Block Island	N/A	3-51
FBKC__	Furniture Tall Bookcases	N/A	7-9 – 7-10
FBM	Furniture Base Moulding	9-7	9-7
FBP__L	Finish Back Panel (Laminate)	8-18	N/A
FBP__V	Finish Back Panel (Veneer)	8-18	8-21
FCE	Flush Cabinet End	1-9	1-6
FCR__	Corner Solid Wood Filler	8-1	8-1
FCRA__	Angled Corner Solid Wood Filler	8-1	8-1

INDEX

Item Code	Description	Select Page #	Premier Page #
FCS	Fancy Countertop Support	3-28	3-43
FD__N	Finished Door	N/A	2-63
FD1414DD	Display Doors (Overlay)	N/A	12-11
FDBS	Full Depth Base Shelf	1-28	1-59
FDL234	Fluted Decorative Legs	9-11	9-11
FDL240	Fluted Decorative Legs (Tall)	9-13	9-13
FDU__	Furniture Drawer Unit	2-46, 7-4	2-93, 7-5
FE	Functional End	N/A	1-60 – 1-61
FF__B	Fluted Filler Base	8-2	8-2
FF__V	Fluted Filler Vanity	8-2	8-2
FF__W	Fluted Fillers Wall	8-1 – 8-2	8-2
FFB	Flush Finished Back	N/A	1-59
FFL334	Fluted Fancy Legs	9-11	9-11
FFL340	Fluted Fancy Legs (Tall)	9-13	9-13
FFO	Face Frame Only	N/A	1-67
FH	Full Height Doors	1-28	1-59
FHE__V	Furniture Hutch End	7-9	7-17
FI	Finished Interior	1-29	1-62
FIDDF	Finished Interior Decorative Door Frames	1-29	1-62
FIDDFBTM	Finished Interior Decorative Door Frames Bottom	N/A	1-62
FIDDFTOP	Finished Interior Decorative Door Frames Top	N/A	1-62
FIFD	Finished Interior Finished Door	N/A	1-62
FIM	Finished Interior Microwave Option	N/A	1-66
FIMD	Finished Interior Mullion Door	1-30	1-63 – 1-64
FIMDBTM	Finished Interior Mullion Door Bottom	N/A	1-63 – 1-64
FIMDTOP	Finished Interior Mullion Door Top	N/A	1-63 – 1-64
FLTGSHV__	Floating Shelves	7-9	7-17
FMB__	Beaded Fascia Moulding	9-4	9-4
FMC__	Contemporary Fascia Moulding	9-4	9-5
FMM__	Madison Profile Fascia Moulding	9-4	9-5
FMO__	Ogee Fascia Moulding	9-4	9-5
FO	Front Only	1-31	1-67
FOCM	Full Overlay Crown Moulding	9-1	9-1
FP__B	Fluted Base Pilaster	3-30	3-45
FP__D	Fluted Desk Pilaster	7-6	7-7
FP__T	Fluted Tall Pilaster	5-9	5-20
FP__V	Fluted Vanity Pilaster	6-20	6-39
FP__W	Fluted Wall Pilaster	2-51	2-100
FR3	Floral Rosette	9-20	9-20
FRB__	Farmhouse Range Base Cabinets	3-7	3-10
FRDB__	Farmhouse Range Drawer Base Cabinet	3-7	3-11
FS-__	Vent-A-Hood Filler Strip	2-37	2-83
FSP	Fluted Square Post	9-15	9-15
FSS	Fluted Split Spindle	9-10	9-10
FTK	Finishing Touches Kit	N/A	12-16
FTP__	Furniture Top Plates	6-16	6-32, 7-17
FTPDCH__	Diagonal Corner Furniture Hutch Top Plate	N/A	7-11
FTSDK	Finish Technique Sample Door Kit	N/A	12-19
FV__	Fret Valance	1-38, 2-49	1-75, 2-96
FWH__	Fret Wood Hood	2-32	2-77
FWPO__	Fluted Wall Pullout	N/A	2-62
G1001	Hanging Graphics - Storage & Accessory Solutions	N/A	12-13
G1002	Drawer Graphics - Select Standard Cabinet Construction Drawer Poster	N/A	12-12
G1003	Drawer Graphics - Select All Plywood Cabinet Construction Drawer Poster	N/A	12-12
G1004	Graphic Display Sign 5″ x 6″ Select & Estate	N/A	12-14
G1005	Warranty Graphic	N/A	12-14
G1006	End Panel Construction Graphic	N/A	12-14
G1007	Wood Species Decal	N/A	12-12
G1008PK10	Made in the USA Door Sticker	N/A	12-12
G1009	Hanging Graphics - Every Room for Everyday Living	N/A	12-13
G1010	Hanging Graphics - Decorative Door Options Glass	N/A	12-13
G1011	Hanging Graphics - Decorative Door Options	N/A	12-13
G1012	Hanging Graphics - Heirloom Quality Construction Estate and Elegant Bath	N/A	12-13
G1013	Hanging Graphics - Heirloom Quality Construction Wellborn	N/A	12-13
G1014	Hanging Graphics - Door, Overlay & Material Options	N/A	12-13
G1015	Hanging Graphics - Start with a Beautiful Finish	N/A	12-13
G1016	Drawer Graphics - Estate Standard Cabinet Construction Drawer Poster	N/A	12-12
G1017	Drawer Graphics - Wellborn Standard & All Plywood Cabinet Construction Drawer Poster	N/A	12-12
GCPK6	Glass Containers for Walnut Container Holder Organizer Insert	N/A	3-37
GFDB__	Glass Front Drawer Base Cabinets	N/A	3-13
GPLM8	Grape Leaf Moulding	9-3	9-4
GSC	Glass Shelf Clip	2-53, 11-1	2-102, 11-1
GTH	Gothic (Decorative Glass Door)	N/A	2-104
GTUPEN	Glaze Touch Up Pen	11-2	11-2

INDEX

Item Code	Description	Select Page #	Premier Page #
GWMSK	Glass & Wire Mesh Sample Kit	N/A	12-20
HA	Half Arch (Mullion Style)	N/A	1-64
HAHAIN	Hair Appliance Hide Away Installed	1-43	1-87
HAMD__	Half Arch Mullion Doors Without Glass	N/A	2-106
HAMSKIT__	Hide A Mixer Shelf Kit	3-27	3-42
HARCPK10	Hinge Angle Restrictor Clip	11-2	11-1
HC__	Hutch Cabinets	N/A	7-11
HEADER6	Wellborn Design Center Header	N/A	12-14
HGDF	Horizontal Grain Drawer Front Option	1-23	1-25
HPOIN	Hanging Pullout Organizer Installed	N/A	1-87
HPPO21	Hanging Pot and Pan Organizer	5-7	5-18
HPPOIN	Hanging Pot and Pan Organizer Installed	1-44	1-88
HPR3624	Hanging Pot Rack	2-43	2-89
HZ	Horizon (Mullion Style)	N/A	1-64
IB1548	Ironing Board Cabinet	N/A	2-100
IC3/4	Inside Corner Moulding	9-7	9-8
ICBE24CCTL	Island Component Base End with Chunky Classic Legs	3-31	3-47
ICBE24CFTL	Island Component Base End with Chunky Fluted Legs	3-31	3-47
ICBE24CRTL	Island Component Base End with Chunky Rope Legs	3-31	3-47
ICBE24CSTL	Island Component Base End with Chunky Shaker Legs	3-31	3-47
ICBE24MSP	Island Component Base End with Mission Square Posts	3-32	3-48
ICBU__	Island Component Basket Unit	3-31	3-47
ICCB36	Inside Curved Corner Base Cabinet	N/A	3-18
ICCS	Island Component Center Support	3-32	3-48
ICCW__	Inside Curved Corner Wall Cabinets	N/A	2-30 – 2-31
ICDU__	Island Component Door Unit	N/A	3-47
ICGSHV__	Clear Glass Shelves (Inset)	N/A	2-102
ICM8	Angled Inside Corner Moulding	9-7	9-8
ICS__	Island Component Shelf	3-32	3-48
ICSDU__	Island Component Single Drawer Unit	N/A	3-47
ID	Increased Depth	1-32	1-68
IDC-12/__SS	Vent-A-Hood Island Duct Cover	2-40	2-86
IDCCGSHV__	Clear Glass Shelves (Inset Diagonal)	N/A	2-102
IDGD__	Decorative Glass Doors (Inset)	N/A	2-103
IDSPO__	Deep Storage Pull Out (Inset)	N/A	3-36
IEC__CFL	Island End Cap with Classic Legs	N/A	3-50
IEC__FFL	Island End Cap with Fluted Legs	N/A	3-50
IEC__RFL	Island End Cap with Rope Legs	N/A	3-50
IEC__SFL	Island End Cap with Shaker Legs	N/A	3-50
IERCCGSHV__	Clear Glass Shelves (Inset Easy Reach)	N/A	2-102
IF	Inverted Frame	N/A	1-69
IFD1414DD	Display Doors (Inset)	N/A	12-11
ILRM8	Inset Light Rail Moulding	9-5	9-6
IMBEP	Matching Base End Panel (Inset)	N/A	3-44
IMDEP	Matching Desk End Panel (Inset)	N/A	7-6
IME	Integrated Matching End	N/A	1-6
IMFBKC__	Furniture Tall Bookcase End Panels (Inset)	N/A	7-10
IMTEP__	Matching Tall End Panel (Inset)	N/A	5-19
IMVEP__	Matching Vanity End Panel (Inset)	N/A	6-37
IMVLCEP__	Matching Vanity Linen End Panel (Inset)	N/A	6-38
IMWEP__	Matching Wall End Panels (Inset)	N/A	2-102
ISCDS__KIT	Full Extension Drawer Slide Kit Featuring Soft Close (Inset)	N/A	11-2
ISSDSC__12__	12″ Deep Dovetail Soft Close Sliding Shelf (Inset)	N/A	3-34
ISSDSC__12___-5	5″ High, 12″ Deep Dovetail Soft Close Sliding Shelf (Inset)	N/A	3-35
ISSDSC__15__	15″ Deep Dovetail Soft Close Sliding Shelf (Inset)	N/A	3-34
ISSDSC__15___-5	5″ High, 15″ Deep Dovetail Soft Close Sliding Shelf (Inset)	N/A	3-35
ISSDSC__18__	18″ Deep Dovetail Soft Close Sliding Shelf (Inset)	N/A	3-34
ISSDSC__18___-5	5″ High, 18″ Deep Dovetail Soft Close Sliding Shelf (Inset)	N/A	3-35
ISSDSC__21__	21″ Deep Dovetail Full Extension Soft Close Sliding Shelf (Inset)	N/A	3-34, 6-35, 7-8
ISSDSC__21__-5	5″ High, 21″ Deep Dovetail Full Extension Soft Close Sliding Shelf (Inset)	N/A	6-36, 7-8
ISSDSC__24__	24″ Deep Dovetail Full Extension Soft Close Sliding Shelf (Inset)	N/A	3-34, 5-18
ISSDSC__24__-5	5″ High, 24″ Deep Dovetail Soft Close Sliding Shelf (Inset)	N/A	3-35, 5-18
ISSDSCU__21__-5	5″ High, 21″ Deep Dovetail Full Extension Soft Close U Shaped Sliding Shelf (Inset)	N/A	3-35, 6-36
ISSDSCU__24__-5	5″ High, 24″ Deep U Shaped Dovetail Soft Close Sliding Shelf (Inset)	N/A	3-36
IWH__	Integral Wood Hood	2-29	2-71
IWH__B	Beaded Integral Wood Hood	2-28	2-71
IWH__P	Plain Integral Wood Hood	2-28	2-71
IWHL__	Integral Wood Hood Liner	2-33	2-79
IWHM__	Mantle Style Integral Wood Hood	2-29	2-72
IWSBP	Wainscot Base Panels (Inset)	N/A	8-23
IWSTP	Wainscot Tall Panels (Inset)	N/A	8-23
IWSWP	Wainscot Wall Panels (Inset)	N/A	8-23
JDH__/C2SS	Vent-A-Hood Wall Mount Range Hood 24″ Deep and 30″ Tall	2-39	2-85
KBD27	Keyboard Drawer	7-4	7-4
KBI__	Knife Block Inserts	N/A	3-38

INDEX

Item Code	Description	Select Page #	Premier Page #
KBT	Keyboard Tray	7-4	7-4
KD	Knife Divider	3-25	3-38
KDIN	Knife Divider Installed	1-44	1-88
KDWR__	Knife Drawer	3-25	3-39
KDWRIN	Knife Drawer Installed	1-44	1-88
KFH	Kitchen Foil Holder	3-26	3-40
KH__SLDSS	Vent-A-Hood Wall Mount Liner Insert 18″ Deep and 6″ Tall	2-41	2-87
KPO	Keyboard Pullout	7-4	7-5
LB3624	Light Box	2-43	2-89
LCVLRM8	Large Cove Light Rail Moulding	9-5	9-6
LCVM8	Large Cove Moulding	9-1	9-1
LDDWD	Large Divider in Walnut	N/A	3-39
LGCM	Large Crown Moulding	9-1	9-1
LMDT	Large Moulding Display Tray	N/A	12-4
LOC	Large Outside Corner Moulding	9-7	9-8
LRM	Light Rail Moulding	9-5	9-6
LSCCM8	Large Step Cove Crown Moulding	N/A	9-1
LSCVM8	Large Simple Cove Crown Moulding	9-1	9-1
MAGLOCKKIT	Magnetic Lock Kit	6-22	6-40
MAN	Manor (Decorative Glass Door)	N/A	2-104
MBEP	Matching Base End Panel	3-29	3-44
MBEPIN	Matching Base End Panel Installed	1-45	1-89
MC__	Medicine Cabinet with Mirror	6-15	6-31
MCD__	Microwave Cabinets with Drawer	N/A	2-43 – 2-44
MCM8	Mission Crown Moulding	N/A	9-1
MD	Modify Depth	N/A	1-51
MDDWD	Medium Divider in Walnut	N/A	3-39
MDEP	Matching Desk End Panel	7-5	7-6
MDEPIN	Matching Desk End Panel Installed	1-45	1-89
MDIN	Mullion Doors Installed	1-36	1-73 – 1-74
MDINBTM	Mullion Doors Installed Bottom	N/A	1-73 – 1-74
MDINTOP	Mullion Doors Installed Top	N/A	1-73 – 1-74
MEL8	Melrose Moulding	9-8	9-8
MFE	Matching Finished End	1-9	1-6
MFMA	Mirror Frame Moulding Angled	9-9	9-9
MFMB	Mirror Frame Moulding Beaded	9-9	9-9
MFMC	Mirror Frame Moulding Contemporary	9-9	9-9
MFMM	Mirror Frame Moulding Madison	9-9	9-9
MFMO	Mirror Frame Moulding Ogee	9-9	9-9
MH	Modify Height	N/A	1-52
MH__	Mug Holder	2-48	2-95
MHFLK__	Mantle Hood Fan and Liner Kits	N/A	2-63
MHFLKTD7224	Transition Duct	N/A	2-63
MIM3/4	Mission Inset Moulding	9-2	9-3
MLFB__	Media Life Furniture Base Cabinet	N/A	7-13 – 7-14
MLFC	Media Life Furniture Cabinet	N/A	7-14
MLRM8	Mission Light Rail Moulding	9-5	9-6
MLU__	Media Life Unit Cabinet	N/A	7-13
MLW__	Media Life Wall Cabinet	N/A	7-12 – 7-13
MO__	Microwave Oven Combination Cabinets	5-20 – 5-21	5-32 – 5-33
MPO__	Mirror with Pullouts	N/A	6-30
MR__	Mission Rosettes	9-20	9-20
MS	Mission (Mullion Style)	N/A	1-64
MS1 1/2	Mission Scribe Moulding	9-9	9-9
MS8	Mounting Strip	9-4	9-5
MSB1515	Mini Sample Base	6-13	6-29, 12-3
MSC	Mission Countertop Support	N/A	3-43
MSDT	Moulding Sample Display Tray	N/A	12-4 – 12-5, 12-12
MSL	Medium Squat Leg	9-16	9-16
MSN	Mission (Decorative Glass Door)	N/A	2-104
MSP	Mission Square Post (4 Sided)	9-15	9-15
MTEP__	Matching Tall End Panel	5-9	5-19
MTEPIN	Matching Tall End Panel Installed	1-45	1-89
MTLD__RG	Metal Doors with Reeded Glass	2-54	2-107
MTLD__SG	Metal Doors with Satin Glass	2-54	2-106
MTLDFG__RG	Metal Doors Full Glass with Reeded Glass	N/A	2-107
MTLDFG__SG	Metal Doors Full Glass with Satin Glass	N/A	2-107
MTLDFGINRG	Metal Doors Full Glass Installed Reeded Glass	N/A	1-90
MTLDFGINSG	Metal Doors Full Glass Installed Satin Glass	N/A	1-90
MTLDINRG	Metal Doors Installed Reeded Glass	1-46	1-90
MTLDINSG	Metal Doors Installed Satin Glass	1-46	1-90
MVBK	Metal Vegetable Bin Kit	3-26	3-40
MVBKIN	Metal Vegetable Bin Kit Installed	1-47	1-91
MVEP__	Matching Vanity End Panel	6-19	6-37
MVEPIN	Matching Vanity End Panel Installed	1-45	1-89
MVLCEP__	Matching Vanity Linen End Panel	6-20	6-38
MVLCEPIN	Matching Vanity Linen End Panel Installed	1-45	1-89

INDEX

Item Code	Description	Select Page #	Premier Page #
MW	Modify Width	N/A	1-52
MW__	Microwave Warming Drawer Combination Cabinets	N/A	5-43 – 5-45
MWD__	Microwave Warming Drawer Combination Cabinets with Doors	N/A	5-46 – 5-47
MWEP__	Matching Wall End Panel	2-52	2-102
MWEPIN	Matching Wall End Panel Installed	1-45	1-89
MWO__	Microwave Cabinets	2-16	2-40
MWOD__	Microwave Cabinet with Open Display	2-18	2-42
NAV__	Narrow Arch Valance	N/A	2-61, 2-97
NEPH18-236SS	Vent-A-Hood Euro Style Wall Mount Hood 24″ Deep and 18″ Tall	2-40	2-86
NG	No Glass	1-30	1-64
NLM-W20410__	Promotional Products - Carpenter Pencil	N/A	12-42
NLM-W45140	Promotional Products - Coffee Mug	N/A	12-42
NLM-W45203	Promotional Products - Thermo and Case	N/A	12-42
NLM-W45916	Promotional Products - Budget Traveler with Lid	N/A	12-42
NLM-W5010 025E	Promotional Products - Note Pads	N/A	12-42
NLM-WCS__	Promotional Products - Ball Point Pen	N/A	12-42
NLM-WG200A__	Promotional Products - T-Shirt	N/A	12-41
NLM-WGL271	Promotional Products - Cap	N/A	12-41
NLM-WJP5__	Promotional Products - Jacket	N/A	12-42
NLM-WK420__	Promotional Products - Solid Polo	N/A	12-41
NLM-WSP10__	Promotional Products - Denim Shirt	N/A	12-41
NLM-WVP101	Promotional Products - Jotter with Calculator	N/A	12-42
NPH18-__	Vent-A-Hood Wall Mount Range Hood 24″ Deep and 18″ Tall	2-39	2-85
NPH9-__	Vent-A-Hood Under Cabinet Range Hood 21″ Deep and 9″ Tall	2-36	2-82
NSV__	Narrow Straight Valance	N/A	2-61, 2-98
NVU	Nouveau (Decorative Glass Door)	N/A	2-104
OCB2424	Outside Curved Base Cabinet	N/A	3-18
OCCRM	Outside Curved Contemporary Radius Moulding	N/A	9-2
OCFOCM	Outside Curved Full Overlay Crown Moulding	N/A	9-2
OCM8	Angled Outside Corner Moulding	9-8	9-8
OCTLRM	Outside Curved Traditional Light Rail Moulding	N/A	9-2
OCW__	Outside Curved Wall Cabinets	N/A	2-50
ODB__	Open Display Base Cabinet	3-18	3-28
ODBD__	Open Display Bottom Drawer Base Cabinet	N/A	3-29
ODBEC__	Open Display Base End Cabinets	3-18	3-29
ODBR__	Open Display Base Rack Cabinet	3-18	3-29
ODCW__	Open Display Corner Wall Cabinets with Valance Options	2-21	2-53
ODDB__	Open Display Drawer Base Cabinet	N/A	3-29
ODW__	Open Display Wall Cabinets with Valance Options	2-20 – 2-21	2-51 – 2-52
ODWEC__	Open Display Wall End Cabinets with Valance Options	2-21	2-53
OLM8	Olive Leaf Moulding	9-2	9-3
OLR3	Olive Leaf Rosette	9-20	9-20
OM3/4	Ogee Moulding 3/4	9-8	9-8
OMR2532	Oval Mirror	6-15	6-31
ONLAYA__	Acanthus Onlays	9-19	9-19
ONLAYC__	Corinthian Onlays	9-19	9-19
ONLAYGP__	Grape Onlays	9-19 – 9-20	9-19
ONLAYIN	Applied Onlay	N/A	1-91
ONLAYOLL	Large Olive Leaf Onlay	9-20	9-19
ONLAYSB	Starburst Onlay	9-20	9-19
ONLAYWV	Large Woven Onlay	9-20	9-19
ORB	Oil Rubbed Bronze	2-53	2-105
OSM__	Ogee Stack Moulding	9-4	9-5
OTDIN	Oven Tray Divider Installed	1-47	1-92
OU__	Organizer Unit	2-47, 7-4	2-95, 7-5
P	Peninsula	1-33	1-69
P__	Plinths	9-20	9-20
P1__	Vent-A-Hood Parts & Accessories	2-42	2-88
P3BBBEP__	3″ Peninsula Bead Board Base End Panel	N/A	8-18
P3BBTEP__	3″ Peninsula Bead Board Tall End Panel	N/A	8-18
P3BBWEP__	3″ Peninsula Bead Board Wall End Panel	N/A	8-17
PACWH__	Peninsula Angled Contemporary Wood Hood	2-27	2-70
PAM	Palladium (Decorative Glass Door)	N/A	2-104
PBBBEP__	Peninsula Bead Board Base End Panel	8-15	8-16
PBBTEP__	Peninsula Bead Board Tall End Panel	8-16	8-17
PBBWEP__	Peninsula Bead Board Wall End Panel	8-15	8-16
PBRD	Plastic Bag Recycling Dispenser	3-28	3-43
PBWN24	Peninsula Base Whatnot Shelf	3-19	3-30
PCE	Plywood Cabinet Ends	1-6	1-4
PCMNY__B	Beaded Peninsula Chimney	2-30	2-73
PCMNY__D	Designer Peninsula Chimney	2-30	2-73
PCMNY__P	Plain Peninsula Chimney	2-30	2-73
PCWH__B	Beaded Peninsula Chimney Wood Hood	2-26	2-68
PCWH__BNAV	Beaded Peninsula Chimney Wood Hood with Narrow Arch Valance	N/A	2-70
PCWH__D	Designer Peninsula Chimney Wood Hood	2-27	2-69
PCWH__P	Plain Peninsula Chimney Wood Hood	2-26	2-68

INDEX

Item Code	Description	Select Page #	Premier Page #
PCWH__PNAV	Plain Peninsula Chimney Wood Hood with Narrow Arch Valance	N/A	2-69
PCWHFLK__	Peninsula Chimney Wood Hood Fan and Liner Kit	2-31	2-74
PDH14-__	Vent-A-Hood Euro Style Wall Mount Hood 21″ Deep and 14″ Tall	2-40	2-86
PDIN	Pocket Doors Installed	N/A	1-92
PDTH__	Pull Down Tablet Holder	N/A	2-96
PFU__	Power Fan Unit	2-32 – 2-33	2-78
PKPK	Product Knowledge Presentation Kit	N/A	12-20
POTB	Pullout Towel Bar	3-28	3-42
PP__B	Plain Base Pilaster	3-30	3-45
PP__D	Plain Desk Pilaster	7-6	7-7
PP__T	Plain Tall Pilaster	5-9	5-20
PP__V	Plain Vanity Pilaster	6-20	6-39
PP__W	Plain Wall Pilaster	2-51	2-100
PPLC__	Pot, Pan and Lid Caddy	3-27	3-42
PPLCIN	Pot, Pan and Lid Caddy Installed	1-47	1-92
PPS48KIT	Peninsula Plywood Shelf Kit	3-21, 5-7	3-32, 5-18
PPWSKIT	Peninsula Plywood Wall Shelf Kit	2-43	2-89
PR__	Plate Racks	2-24	2-58
PR8	Plate Rail	9-9	9-9
PRH18-__	Vent-A-Hood Wall Mount Range Hood 24″ Deep and 18″ Tall	2-38	2-84
PRH6-K__	Vent-A-Hood Under Cabinet Range Hood 19 1/2″ Deep and 6″ Tall	2-41	2-87
PRH9-__	Vent-A-Hood Under Cabinet Range Hood 21″ Deep and 9″ Tall	2-36	2-82
PS__KIT	Plywood Shelf Kit	2-43, 3-21, 5-7	2-89, 3-32, 5-18
PSK__	Pantry Storage Kit	5-8	5-19
PSWN__	Peninsula Square Whatnot Shelves	2-45	2-93
PT	Portico (Mullion Style)	N/A	1-64
PTPNPO__	Pot and Pan Pullout	3-27	3-42
PUCP1296SBEM	Under Cabinet Panels (Peninsula)	8-19	8-22
PUTTYSTICK	Putty Sticks	11-2	11-2
PVBK	Plastic Vegetable Bin Kit	3-26	3-40
PVBKIN	Plastic Vegetable Bin Kit Installed	1-47	1-91
PVWN__	Peninsula Vanity Whatnot Shelf	N/A	6-33
PW__	Pantry Wall Cabinets	N/A	2-39
PWD	Plywood Drawer Upgrade	1-8	N/A
PWN__	Peninsula Whatnot Shelves	2-44	2-91
PYRBM	Palymyr Blank Moulding	N/A	9-4
PYRM	Palymyr Moulding	N/A	9-4
QAL	Queen Anne Leg	9-16	9-16
R__	Rosettes	9-20	9-20
RAF__B	Recessed Angle Fillers Base	N/A	8-6
RAF__T	Recessed Angle Fillers Tall	N/A	8-6
RAF__V	Recessed Angle Fillers Vanity	N/A	8-6
RAF__W	Recessed Angle Fillers Wall	N/A	8-6
RAW__	Return Angle Wall Cabinets	2-18	2-45
RB30	Range Base	3-9	3-14
RD	Reduced Depth	1-34	1-70
RDBF	Reeded Bun Foot	9-16	9-16
RDDL234	Reeded Decorative Legs	9-11	9-11
RDDL240	Reeded Decorative Legs (Tall)	9-13	9-13
RDDWR	Reduced Depth Drawer	N/A	1-69
RDIM3/4	Reeded Inset Moulding	9-2	9-3
RDL234	Rope Decorative Legs	9-11	9-11
RDL240	Rope Decorative Legs (Tall)	9-13	9-14
REP__L	1½″ Laminate Refrigerator End Panel	8-17	N/A
REP__V	1½″ Veneer Refrigerator End Panel	8-17	8-20
RF	Removable Front Option	N/A	1-69
RF3__	3″ Wide Rosette Fillers Wall	8-3	8-3
RF30	Range Front	3-9	3-14
RF331V	3″ Wide Rosette Filler Vanity	8-2	8-3
RF334B	3″ Wide Rosette Filler Base	8-2	8-3
RFF3__	3″ Wide Rosette Fluted Fillers Wall	8-3	8-3
RFF331V	3″ Wide Rosette Fluted Filler Vanity	8-2	8-3
RFF334B	3″ Wide Rosette Fluted Filler Base	8-2	8-3
RFL334	Rope Fancy Legs	9-12	9-12
RFL340	Rope Fancy Legs (Tall)	9-14	9-14
RG	Reeded Glass (Glass Type)	1-30	1-64
RKS28W	28″ Rotary Kidney Shelf Kit with Hardware	3-13	3-20
RM3/4	Rope Moulding	9-3	9-3
RPSS	Rope Split Spindle	9-10	9-10
RSK__	Rotating Shelf Kit	2-11 – 2-12	2-23 – 2-26
RSS	Rounded Split Spindle	9-10	9-10
RTDB__	Range Top Drawer Base Cabinets	N/A	3-11
RTK	Recessed Toe Kick	1-35	1-71
RTM	Ribbon Twist Moulding	9-3	9-3
RTNPNL	Rattan Panel	8-19	8-22

INDEX

Item Code	Description	Select Page #	Premier Page #
RW__	Refrigerator Wall Cabinets	2-6 – 2-7	2-10 – 2-12
S	Straight Valance	1-38	1-75
S1 1/4	Scribe Moulding 1 1/4	9-10	9-10
S3/4	Scribe Moulding 3/4	9-9	9-10
SAF	Stainless Angle Foot	9-16	9-16
SB__	Sink Base Cabinets	3-6	3-9 – 3-10
SBEM	Single Bead Edge Moulding	9-6	9-6
SBES2412	Square Base End Whatnot Shelf	3-19	3-31
SBF	Simple Bun Foot	9-16	9-16
SBM	Sink Base Mat	3-9	3-13
SBS	Square Bottom Shelf for All Whatnot Shelves	1-37	1-71
SBSKIN	Sink Base Storage Kit Installed	1-48	1-93
SBSKTIN	Sink Base Storage Kit with Trays Installed	1-48	1-93
SBSM__	Single Bead Stack Moulding	9-5	9-5
SBSS	Sink Base Storage Shelf	3-9	3-13
SBSSIN	Sink Base Storage Shelf Installed	1-48	1-94
SC__	Sample Chips	N/A	12-19
SCBES2424	Square Corner Base End Whatnot Shelf	3-20	3-31
SCBM	Simple Classic Base Moulding	N/A	9-7
SCC__	Storage Cube Cabinet	2-24	2-57
SCCTL434	Chunky Classic Table Legs (Split)	9-12	9-12
SCCTL440	Chunky Classic Tall Legs (Split)	9-14	9-14
SCDL234	Classic Decorative Legs (Split)	9-11	9-11
SCDS__KIT	Full Extension Drawer Slide Kit Featuring Soft Close	11-2	11-2
SCDT	Sample Chips Display Trays	N/A	12-5, 12-7, 12-12, 12-16
SCDTL240	Classic Decorative Tall Legs (Split)	9-13	9-13
SCF	Stainless Curved Foot	9-16	9-16
SCFL334	Classic Fancy Legs (Split)	9-11	9-11
SCFL340	Classic Fancy Legs (Tall Split)	9-13	9-13
SCFTL434	Chunky Fluted Table Legs (Split)	9-12	9-12
SCFTL440	Chunky Fluted Tall Legs (Split)	9-14	9-14
SCH	Smooth Close Hinge Option	1-8	N/A
SCK	Sample Chip Kit	N/A	12-16
SCM	Shaker Crown Moulding	9-1	9-1
SCMF	Shaker Crown Flat Moulding	9-1	9-1
SCRDTL434	Chunky Reeded Table Legs (Split)	9-12	9-12
SCRDTL440	Chunky Reeded Table Legs (Tall Split)	9-14	9-14
SCRTL434	Chunky Rope Table Legs (Split)	9-12	9-13
SCRTL440	Chunky Rope Table Legs (Tall Split)	9-14	9-15
SCS	Small Countertop Support	3-28	3-43
SCS__	Stainless Countertop Support	3-28	3-43
SCSTL434	Chunky Shaker Table Legs (Split)	9-13	9-13
SCSTL440	Chunky Shaker Table Legs (Tall Split)	9-15	9-15
SCTL	Country Table Legs (Split)	9-11	9-11
SCVES__	Square Corner Vanity End Whatnot Shelf	N/A	6-33
SCVM8	Small Cove Moulding	9-1	9-1
SDBC6	Spice Drawer Base Cabinet	3-5	3-8
SDBT	Scoop Top Drawer Box	N/A	1-71
SDDWD	Small Divider in Walnut	N/A	3-39
SDF	Slab Drawer Front Option	1-23	1-25
SDFT	Slab Drawer Front Top Option	N/A	1-25
SDL234	Shaker Decorative Legs	9-12	9-12
SDL240	Shaker Decorative Legs (Tall)	9-14	9-14
SDMSM	Simple Decorative Mirror Surround Moulding Madison	9-9	9-9
SDW__	Super Double Wastebasket	3-26	3-41
SDWC__	Spice Drawer Wall Cabinet	2-46	2-94
SDWIN	Super Double Wastebasket Kit Installed	1-52	1-97
SF__	Sink Fronts	3-10	3-14 – 3-15
SFDL234	Fluted Decorative Legs (Split)	9-11	9-11
SFDL240	Fluted Decorative Legs (Tall Split)	9-13	9-13
SFF__	Sink Front Floor	3-9	3-13
SFFL334	Fluted Fancy Legs (Split)	9-11	9-11
SFFL340	Fluted Fancy Legs (Tall Split)	9-13	9-13
SFK	Sample Front Kits	N/A	12-3
SFL334	Shaker Fancy Legs	9-12	9-12
SFL340	Shaker Fancy Legs (Tall)	9-14	9-14
SFTV__	Straight Foot Valance	9-17	9-17
SFV__	Standard Furniture Valance	2-49	2-97
SG	Satin Glass (Glass Type)	1-30	1-64
SGH__	Stem Glass Holder (Solid Wood)	2-48	2-95
SGH4__	Stem Glass Holder (Metal)	2-48	2-95
SHV__	Replacement Shelves	11-21	11-21
SHV__96	Shelving	7-8	7-17
SHV__96P	Peninsula Shelving	7-8	7-17
SHVEP	Shelf Edge Profile	N/A	1-71
SI	Standard Interior Options	1-35	1-72
SK	Shaker (Mullion Style)	1-30	1-64
SKLRM	Shaker Light Rail Moulding	9-5	9-6

INDEX

Item Code	Description	Select Page #	Premier Page #
SKRV__	Shaker Valance	2-50	2-97
SL	Shaker Leg	9-16	9-16
SLH18-__	Vent-A-Hood Wall Mount Range Hood 24″ Deep and 18″ Tall	2-39	2-85
SLH6-K__	Vent-A-Hood Under Cabinet Range Hood 19 1/2″ Deep and 6″ Tall	2-41	2-87
SLH9-__	Vent-A-Hood Under Cabinet Range Hood 21″ Deep and 9″ Tall	2-36	2-82
SLIN	Split Leg Installed	N/A	1-94
SLRM	Small Light Rail Moulding	9-5	9-6
SLRS	Stainless Leg Round Small	9-16	9-17
SM3/4	Shoe Moulding	9-10	9-10
SMBTM	Small Button Moulding	9-2	9-3
SMCM__	Small Crown Moulding	9-1	9-2
SMDT	Small Moulding Display Tray	N/A	12-4
SMF	Simple Mission Foot	9-16	9-16
SMRDM	Small Reeded Moulding	9-3	9-4
SMS__	Shaker Mantle Shelf	2-25	2-61
SO__	Single Oven Cabinets	5-11 – 5-12	5-21 – 5-23
SO3/4	Soffit Moulding	9-4	9-5
SOD__	Single Oven Cabinets with Doors	5-12 – 5-14	5-23 – 5-25
SOF__	Soffit Cabinets	N/A	2-60
SOF__EP	Soffit Cabinets with Equal Panels	N/A	2-59
SOS__W	Swing Out Shelves for Corner Bases	3-16	3-27
SP__	Square Post	9-15	9-15
SPB	Split Plinth Block	9-10	9-10
SPBWN24	Square Peninsula Base Whatnot Shelf	3-20	3-31
SPVWN__	Square Peninsula Vanity Whatnot Shelf	N/A	6-33
SR	Spindle Rail	9-10	9-10
SRDDL234	Reeded Decorative Legs (Split)	9-11	9-11
SRDDL240	Reeded Decorative Legs (Tall Split)	9-13	9-13
SRDL234	Rope Decorative Legs (Split)	9-11	9-11
SRDL240	Rope Decorative Legs (Tall Split)	9-13	9-14
SRFL334	Rope Fancy Legs (Split)	9-12	9-12
SRFL340	Rope Fancy Legs (Tall Split)	9-14	9-14
SRL	Stainless Round Leg	9-12	9-12
SRP	Spindle Rail Post	9-10	9-10
SRV	Straight Rail Valance	1-38	1-75
SS	Satin Steel	2-53	2-105
SS	Split Spool	9-10	9-10
SS KIT	Vent-A-Hood Stainless Steel Scratch Repair Kit	2-42	2-88
SS__96	Solid Stock	8-1	8-1
SS64	Vent-A-Hood Stainless Steel Magic (Can)	2-42	2-88
SSCPK6	Stainless Steel Containers for Walnut Container Holder Organizer Insert	N/A	3-37
SSCVM8	Simple Small Cove Moulding	N/A	9-1
SSDL234	Shaker Decorative Legs (Split)	9-12	9-12
SSDL240	Shaker Decorative Legs (Tall Split)	9-14	9-14
SSDSC__12__	12″ Deep Dovetail Soft Close Sliding Shelf	3-23	3-34
SSDSC__12___-5	5″ High, 12″ Deep Dovetail Soft Close Sliding Shelf	3-24	3-35
SSDSC__15__	15″ Deep Dovetail Soft Close Sliding Shelf	3-23	3-34
SSDSC__15___-5	5″ High, 15″ Deep Dovetail Soft Close Sliding Shelf	3-24	3-35
SSDSC__18__	18″ Deep Dovetail Soft Close Sliding Shelf	3-23	3-34
SSDSC__18___-5	5″ High, 18″ Deep Dovetail Soft Close Sliding Shelf	3-24	3-35
SSDSC__21__	21″ Deep Dovetail Full Extension Soft Close Sliding Shelf	3-23, 6-18, 7-7	3-34, 6-35, 7-8
SSDSC__21___-5	5″ High, 21″ Deep Dovetail Full Extension Soft Close Sliding Shelf	3-23, 6-18, 7-7	3-35, 6-36, 7-8
SSDSC__24__	24″ Deep Dovetail Full Extension Soft Close Sliding Shelf	3-23, 5-8	3-34, 5-18
SSDSC__24___-5	5″ High, 24″ Deep Dovetail Soft Close Sliding Shelf	3-23, 5-8	3-35, 5-18
SSDSC__24DVD	24″ Deep Dovetail Full Extension Soft Close Sliding Shelf with CD/DVD Storage	7-8	7-17
SSDSCIN	Dovetail Full Extension Soft Close Sliding Shelves Installed	1-49	1-95
SSDSCU__21__-5	5″ High, 21″ Deep Dovetail Full Extension Soft Close U Shaped Sliding Shelf	6-19	6-36
SSDSCU__24__-5	5″ High, 24″ Deep U Shaped Dovetail Soft Close Sliding Shelf	3-24	3-36
SSFL334	Shaker Fancy Legs (Split)	9-12	9-12
SSFL340	Shaker Fancy Legs (Tall Split)	9-14	9-14
SSG	Super Seedy Glass (Glass Type)	1-30	1-64
SSK__	Stack Spacer Kit 1½″	3-21	3-32
SSLC__	Side-by-Side Laundry Cabinets	N/A	5-9
SSLUC__	Space Saving Laundry Unit Cabinet	N/A	5-9
SSM3/4	Simple Scribe Moulding	9-10	9-10
SSMS__	Shaker Straight Mantle Shelf	2-25	2-61
SSOT__	Super Swing Out Tray	3-17	3-28
SSPIN	Split Spindle/Plinth Installed	1-50	1-96
SSPSIN	Split Spindle/Plinth/Spool Installed	1-51	1-97
SSW__	Super Single Wastebasket	3-26	3-41
SSWIN	Super Single Wastebasket Kit Installed	1-52	1-97
ST18HW__	18″ Round Wooden Spin Tray (Hardware)	2-11 – 2-12	2-23 – 2-26
ST18V	18″ Round Wooden Spin Tray (Shelves)	2-11 – 2-12	2-23 – 2-26
ST32IN	32″ Round Wooden Spin Tray Installed	1-52	1-98
STES__	Square Tall End Shelves	5-7	5-17

INDEX

Item Code	Description	Select Page #	Premier Page #
STF	Santa Fe (Decorative Glass Door)	N/A	2-104
STI__	Silverware Tray Inserts	N/A	3-38
STLRM	Small Traditional Light Rail Moulding	9-6	9-6
STS	Square Top Shelf for All Whatnot Shelves	1-37	1-71
STSU__	Stainless Steel Tambour Storage Units	2-15	2-39
STWN__	Square Tall Whatnot Shelves	5-7	5-17
SUPS	Super Lazy Susan Kit	3-14	3-20
SV__	Scallop Valance	2-49	2-96
SVES__	Square Vanity End Whatnot Shelf	N/A	6-33
SW9.125	Single Wastebasket	3-26	3-40
SWBK__	Small Woven Basket Kit (kit only)	3-20	3-31
SWCM	Small Wainscot Cap Moulding	9-7	9-7
SWIM3/4	Swirl Inset Moulding	9-3	9-3
SWIN	Single Wastebasket Kit Installed	1-52	1-98
SWN__	Square Whatnot Shelves	2-45	2-91 – 2-92
SWTD__	Sliding Wire Tray Divider	3-2	3-3
SWTDIN	Sliding Wire Tray Divider Installed	1-53	1-98
SY	Symphony (Mullion Style)	N/A	1-64
SYMD__	Symphony Mullion Doors Without Glass	N/A	2-105
TAC__	Tall Angle Cabinets	N/A	5-15
TAVC__	Tall Angle Vanity Cabinet	N/A	6-29
TAVC__BH	Just Right Base Height Tall Angle Vanity Cabinet	N/A	6-29
TBEM	Triple Bead Edge Moulding	9-6	9-7
TBSM__	Triple Bead Stack Moulding	9-5	9-5
TCC__	Wood Top Clipped Corner Option	7-9	7-18
TCM__	Traditional Crown Moulding	9-2	9-2
TD__	Tray Divider	3-1, 5-21	3-2, 5-47
TDIN	Tray Divider Installed	1-53	1-99
TDR	Tudor (Decorative Glass Door)	N/A	2-104
TDU__	Tambour Roll-Top Desk Unit	7-3	7-3
TED812	Transition Elbow Duct	2-33	2-79
TES__	Tall End Shelves	5-6	5-17
TH__SLESS	Vent-A-Hood Island Liner Insert	2-38	2-84
TIC3/4	Traditional Inside Corner Moulding	9-8	9-8
TKA	Toe Kick Added	1-37	1-74
TKDIN	Toe Kick Drawer Installed	N/A	1-99
TKK__SLDSS	Vent-A-Hood Optional Trim Kit	2-41	2-87
TKU	Toe Kick Unattached	1-37	1-75
TL	Tulip Leg	9-17	9-17
TL__	Traditional Overhead Lights	6-16	6-33 – 6-34
TLRM	Traditional Light Rail Moulding	9-6	9-6
TMC__	Tall Microwave Cabinets	N/A	5-33 – 5-35
TMCD__	Tall Microwave Cabinets with Doors	N/A	5-38 – 5-40
TMCDT__	Tall Microwave Cabinets with Doors and Table Top Drawer	N/A	5-41 – 5-43
TMCT__	Tall Microwave Cabinets with Table Top Drawer	N/A	5-36 – 5-38
TMS__	Traditional Mantle Shelf	2-25	2-60
TO__	Triple Oven Cabinets	5-18 – 5-19	5-29 – 5-31
TOT__	Tilt Out Trays	3-6	3-10
TOTIN	Tilt Out Tray Installed	1-53	1-99
TPC__	Tall Prep Center Cabinets	N/A	5-12 – 5-13
TR	Traditional (Mullion Style)	1-30	1-64
TRA__	Tall Return Angle Cabinets	N/A	5-16
TSL__	Traditional Side Lights	6-16	6-33
TSMS__	Traditional Straight Mantle Shelf	2-25	2-60
TSSS	Tiered Spice Storage Shelf	2-48	2-96
TSU__	Tambour Storage Unit	2-50	2-98
TT2436	Toilet Topper	6-14	6-30
TTOIN	Touch to Open Installed	1-54	1-100
TUKIT	Touch Up Kit	11-2	11-2
TUPEN	Touch Up Pen	11-2	11-2
TV__	Tri-View Medicine Cabinet with Mirrors	6-15	6-31
TWH__	Transitional Wood Hood	2-28	2-70
TWN__	Tall Whatnot Shelves	5-6	5-17
U__	Utility Cabinet	5-1 – 5-2	5-1 – 5-4
U__BBS	Utility Bead Board Skins	8-10	8-10
U__D3	Three Drawer Utility Cabinet	N/A	5-14
U__PPO	Utility Pantry Pullouts	5-6	5-14
U__PSK__	Utility Cabinet with Pantry Kit	5-4 – 5-5	5-10 – 5-12
U__S__	Utility Cabinet with Sliding Shelves	5-2 – 5-3	5-5 – 5-8
U__SPPO	Utility Cabinet with Superior Pantry Pullout	N/A	5-15
U__SWPPO	Utility Cabinet with Superior Swingout Pantry Pullout	N/A	5-15
U3DB__	Universal Drawer Base	4-8	N/A
UB__	Universal Base	4-6	N/A
UBBC__	Universal Base Blind Corner Cabinets	4-7 – 4-8	N/A
UBLS3632.5	Universal Base Lazy Susan	4-8	N/A
UBMW3032.5	Universal Base Microwave	4-8	N/A
UCM	Universal Casing Moulding	9-7	9-7
UCP1296SBEM	Under Cabinet Panels	8-19	8-22

INDEX

Item Code	Description	Select Page #	Premier Page #
UCT__	Universal Charging Tray	6-17	6-35
UD__	Utensil Drawer	3-22	3-33
UF__	Solid Wood Universal Filler	8-1	8-1
UF__T	Full Overlay Utility Filler Trim	8-6	8-7
UMC__	Universal Microwave Cabinets	2-17	2-41 – 2-42
URVSF__	Universal Removable Vanity Sink Front	4-7	N/A
US__L	Utility Skins (Laminate)	8-9	N/A
US__V	Utility Skins (Veneer)	8-9	8-9
USB	Under Sink Basket	3-28	3-42
USB__	Universal Sink Base	4-7	N/A
USBD	Under Sink Basket Deluxe	3-28	3-42
USBDIN	Under Sink Basket Deluxe Installed	1-54	1-100
USF__	Universal Sink Front	4-7	N/A
USPKIT	Universal Spacer Kit	6-22	6-40
USWB	Under Sink Wastebasket	3-27	3-41
UTD18	Utensil Tray Divider	N/A	3-33
V	Valance Options	1-38	1-75
V__	Valance	2-49	2-96
V3DB__BH	34½" High Just Right Vanity Three Drawer Base Cabinet	6-9	6-15
VAB2121	Vanity Angle Base Cabinet	N/A	6-10
VAB2121BH	34½" High Just Right Vanity Angle Base Cabinet	N/A	6-24
VAF	Void All Fronts	N/A	1-75
VAPO12	Vanity Appliance Pull Out	N/A	6-37
VAPO12BH	34½" High Just Right Vanity Appliance Pull Out	N/A	6-37
VB__	Vanity Base Cabinet	6-3	6-5
VB__BH	34½" High Just Right Vanity Base Cabinet	6-8	6-14
VB__BHWB	34½" High Just Right Vanity Base Wastebasket	6-12	6-23
VB__WB	Vanity Base Wastebasket	6-6	6-10
VBBS	Vanity Bead Board Skins	8-9	8-10
VBC__	Vanity Blind Corner Cabinet	6-2	6-3
VBC__BH	34½" High Just Right Vanity Blind Corner Cabinets	6-7	6-12
VBLC__	Vanity Base Linen Cabinet	N/A	6-26
VBLC__BH	Just Right Base Height Vanity Base Linen Cabinet	N/A	6-27
VCS	Victorian Countertop Support	N/A	3-43
VCSB__	Vanity Corner Sink Base Cabinets	N/A	6-4
VCSB__BH	34½" High Just Right Vanity Corner Sink Base Cabinet	N/A	6-13
VCT	Victorian (Decorative Glass Door)	N/A	2-104
VDB__	Vanity Drawer Base Cabinet	6-3	6-6
VDB__BH	34½" High Just Right Vanity Drawer Base Cabinet	6-8	6-15
VDO	Void Doors Only	N/A	1-76
VDRBTM	Void Doors Bottom	N/A	1-76
VDRTOP	Void Doors Top	N/A	1-76
VDTA__	Vanity Drip Tray Almond	6-17	6-35
VES__	Vanity End Whatnot Shelf	N/A	6-32
VF__T	Full Overlay Vanity Filler Trim	8-6	8-7
VFP__	Vanity Filler Pullout	6-19	6-37
VHC__	Vanity Hamper Cabinet	6-6	6-10
VHC__BH	34½" High Just Right Vanity Hamper Base Cabinet	6-12	6-23
VHKIT	Vanity Hamper Kit	6-21	6-39
VHKITIN	Vanity Hamper Kit Installed	1-55	1-101
VKD__	Vanity Knee Drawer	6-22, 7-3	6-40, 7-3
VL	Villa (Mullion Style)	N/A	1-64
VLA	Villa (Decorative Glass Door)	N/A	2-104
VLC__	Vanity Linen Cabinet	6-13	6-24 – 6-25
VLC__BH	Just Right Base Height Vanity Linen Cabinet	6-13	6-25
VLC__BHT	Full Overlay Base Height Vanity Linen Cabinet Filler Trim	8-7	8-8
VLC__T	Full Overlay Vanity Linen Cabinet Filler Trim	8-7	8-8
VLC3D__BH	Just Right Base Height Vanity Linen Cabinet with Three Drawers	N/A	6-26
VLCD__	Vanity Linen Cabinet with Doors	N/A	6-27
VLCD__BH	Just Right Base Height Vanity Linen Cabinet with Doors	N/A	6-28
VLHC__	Vanity Linen Hamper Cabinet	N/A	6-28
VLHC__BH	Just Right Base Height Vanity Linen Hamper Cabinet	N/A	6-28
VP__	Vent-A-Hood Parts & Accessories	2-42	2-88
VRA2121	Vanity Return Angle Cabinet	N/A	6-10
VRA2121BH	34½" High Just Right Vanity Return Angle Cabinet	N/A	6-24
VS__	Vanity Sink Cabinet	6-1 – 6-2	6-2
VS__B__	Vanity Sink Cabinet with Blanks	6-2	6-4
VS__BBH, VSB__BH	34½" High Just Right Vanity Sink Cabinet with Blanks	6-7	6-13
VS__BH	34½" High Just Right Vanity Sink Cabinet	6-6 – 6-7	6-11
VS3DB__BH	34½" High Just Right Vanity Sink Three Drawer Base Cabinet	6-11 – 6-12	6-19 – 6-20
VS3DB__DBBH	34½" High Just Right Vanity Sink Three Drawer Base Cabinet with Double Bowl	6-12	6-21
VS3DB__FHBH	34½" High Just Right Vanity Sink Three Drawer Base Cabinet with Full Height Doors	N/A	6-21 – 6-22
VS3DB__FHDBBH	34½" High Just Right Vanity Sink Three Drawer Base Cabinet with Full Height Doors and Double Bowl	N/A	6-23
VS3DB__FHSBBH	34½" High Just Right Vanity Sink Three Drawer Base Cabinet with Full Height Doors and Single Bowl	N/A	6-22
VS3DB__SBBH	34½" High Just Right Vanity Sink Three Drawer Base Cabinet		

INDEX

Item Code	Description	Select Page #	Premier Page #
	with Single Bowl	6-12	6-20
VSB__	Vanity Sink Base Cabinet	6-3	6-4 – 6-5
VSB__BH	34½" High Just Right Vanity Sink Base Cabinet	6-8	6-13 – 6-14
VSDB__	Vanity Sink Drawer Base Cabinet	6-4	6-6 – 6-7
VSDB__BH	34½" High Just Right Vanity Sink Drawer Base Cabinet	6-9 – 6-10	6-15 – 6-16
VSDB__DB	Vanity Sink Drawer Base Cabinet with Double Bowl	6-5	6-8
VSDB__DBBH	34½" High Just Right Vanity Sink Drawer Base with Double Bowl	6-10 – 6-11	6-17
VSDB__DBT	Trimmable Vanity Sink Drawer Base Cabinet with Double Bowl	6-5	N/A
VSDB__DBTBH	34½" High Just Right Trimmable Vanity Sink Drawer Base with Double Bowl	6-11	N/A
VSDB__FH	Vanity Sink Drawer Base Cabinet with Full Height Doors	N/A	6-8 – 6-9
VSDB__FHBH	34½" High Just Right Vanity Sink Drawer Base Cabinet with Full Height Doors	N/A	6-17 – 6-18
VSDB__FHDB	Vanity Sink Drawer Base Cabinet with Full Height Doors and Double Bowl	N/A	6-10
VSDB__FHDBBH	34½" High Just Right Vanity Sink Drawer Base Cabinet with Full Height Doors and Double Bowl	N/A	6-19
VSDB__FHSB	Vanity Sink Drawer Base Cabinet with Full Height Doors and Single Bowl	N/A	6-9
VSDB__FHSBBH	34½" High Just Right Vanity Sink Drawer Base Cabinet with Full Height Doors and Single Bowl	N/A	6-18 – 6-19
VSDB__SB	Vanity Sink Drawer Base Cabinet with Single Bowl	6-5	6-7
VSDB__SBBH	34½" High Just Right Vanity Sink Drawer Base with Single Bowl	6-10	6-17
VSDB__SBT	Trimmable Vanity Sink Drawer Base Cabinet with Single Bowl	6-5	N/A
VSDB__SBTBH	34½" High Just Right Trimmable Vanity Sink Drawer Base with Single Bowl	6-10	N/A
VSL	Vanity Skins (Laminate)	8-8	N/A
VSV	Vanity Skins (Veneer)	8-8	8-9
VT	Void Top	N/A	1-76
VTDB	Void Top Drawer Box	N/A	1-76
VTK	Void Toe Kick	1-38	1-77
VW__	Vanity Wall Cabinet	6-14	6-29
VWB	Vanity Waste Bin	6-21	6-39
VWD__BH	34½" High Just Right Vanity Warming Drawer Cabinet	N/A	6-23
W__	Wall Cabinets	2-1 – 2-6	2-1 – 2-6
W__ADR	Wall Cabinets with Appliance Doors	N/A	2-37
W__BBS	Wall Bead Board Skins	8-9	8-10
W__D	Wall Cabinets with Three Drawers	N/A	2-35 – 2-36
W__D1	Wall Cabinets with One Drawer	N/A	2-33 – 2-34
W__D2	Wall Cabinets with Two Drawers	2-14 – 2-15	2-34 – 2-35
W__LD	Wall Cabinets with Lift Door	N/A	2-38
W__PP__	Wall Peg Pullout Cabinet	N/A	2-99
W__SC	Wall Cabinets with Storage Cube	N/A	2-38
W__SR	Wall Spice Rack Cabinet	2-51	2-99
W__T	Wall Cabinets with Tambour	2-15	2-36
WAFER__	Wafers	N/A	9-2
WAV__	Wide Arch Valance	N/A	2-97
WBBT__	Wood Butcher Block Top	N/A	3-51
WBC__	Wall Blind Corner Cabinets	2-8 – 2-10	2-13 – 2-18
WBC1530P	30" High Wall Blind Corner Peninsula Cabinet	N/A	2-20
WBCS__	Wall Blind Corner Stack Cabinets	N/A	2-18 – 2-19
WBK__	Wicker Basket (kit only)	3-20	3-31
WBR	Wide Bottom Rail	N/A	1-77
WBRAV	Wide Bottom Rail Arch Valance	N/A	1-77
WBRCV	Wide Bottom Rail Cove Valance	N/A	1-77
WBRSFV	Wide Bottom Rail Standard Furniture Valance	N/A	1-77
WBTTOK	Wastebasket Touch to Open Kit	3-27, 4-5	3-41, 4-7
WCHOI	Walnut Container Holder Organizer Insert	N/A	3-37
WCM	Without Center Mullion	1-38	1-78
WDB__	Warming Drawer Base Cabinets	N/A	3-11
WDC-__SS	Vent-A-Hood Duct Covers	2-39 – 2-40	2-85 – 2-86
WDCOI__	Walnut Drawer Cutlery Organizer Inserts	N/A	3-37
WDSC	Wood Drawer with Full Extension Undermount Drawer Slides featuring Soft Close	1-8	N/A
WDSIN	Wide Drawer Stabilizer Installed	N/A	1-101
WDSKIT	Wide Drawer Stabilizer Kit	N/A	11-2
WDSR__	Wood Drawer Spice Rack	3-24	3-36
WDSRIN	Wood Drawer Spice Rack Installed	1-55	1-102
WDTD	Wood Tray Divider	3-1	3-2
WDTDIN	Wood Tray Divider Installed	1-55	1-102
WDVC__	Wall Double Vertical Hinge Cabinets	N/A	2-10
WEP__V	Wall End Panel (Veneer)	8-10	8-12
WFP__	Wall Filler Pullout	2-50	2-99
WFPP__	Wall Filler Peg Pullout	2-51	2-99
WFS	Wide Fluted Stile	N/A	1-78
WH__	Wood Hood	2-31	2-77
WHL__	Wood Hood Liner	2-33	2-79
WKBOI	Walnut Knife Block Organizer Insert	N/A	3-37
WMC__	Wall Message Center Cabinets	2-19	2-50

INDEX

Item Code	Description	Select Page #	Premier Page #
WMIBW	Wire Mesh 20x48 Pattern Bungalow	2-53	2-105
WMICG	Wire Mesh 20x48 Pattern Cottage	2-53	2-105
WMICO	Wire Mesh 20x48 Pattern Colonial	2-53	2-105
WMIMA	Wire Mesh 20x48 Pattern Manor	2-53	2-105
WMITD	Wire Mesh 20x48 Pattern Tudor	2-53	2-105
WN__	Whatnot Shelves	2-43 – 2-44	2-89 – 2-90
WOSC__	Wall Open Shelf Cabinet	2-47	2-94
WOU__	Wall Organizer Unit	2-47	2-95
WPO__	Wall Pullout	N/A	2-62
WR__	Wall Racks	2-23 – 2-24	2-56 – 2-57
WR1830RV	Reversible Wall Rack	2-24	2-58
WS	Wide Stile	N/A	1-78
WS__L	Wall Skins (Laminate)	8-8	N/A
WS__V	Wall Skins (Veneer)	8-8	8-9
WSBP	Wainscot Base Panels	N/A	8-23
WSC__	Wall Stack Cabinets	2-4 – 2-5	2-7 – 2-9
WSR__	Wooden Spice Rack	2-48	2-95
WSRIN	Wooden Spice Rack Installed	1-56	1-103
WSTP	Wainscot Tall Panels	N/A	8-23
WSV__	Wide Straight Valance	N/A	2-98
WSWN__	Wall Square Whatnot Shelves	2-45	2-92
WSWP	Wainscot Wall Panels	N/A	8-23
WT25__	Wood Top	7-9	7-18
WTC__	Wall Top Hinge Cabinets	N/A	2-10
WTCT__	Wood Tiered Cutlery Tray	3-25	3-36
WTD__IN	Wire Tray Divider Installed	1-56	1-103
WTD9	Wire Tray Divider	3-2	3-2
WTDC4242__	Diagonal Wood Top	7-10	7-18
WTDCP__	Diagonal Wood Top Peninsula Option	7-10	7-19
WTP	Wood Top Peninsula Option	7-9	7-18
WTR	Wide Top Rail	N/A	1-79
WTRRO	Wide Top Rail Reduced Opening	N/A	1-79
WVC__	Wall Vertical Hinge Cabinets	N/A	2-9
WVM	Woven Moulding	9-4	9-4
WVNL	Woven Leg	9-17	9-17
WVR__	Woven Rosettes	9-20	9-20
WVRBM	Woven Ribbon Moulding	9-3	9-4
WWHOI	Walnut Wrap Holder Organizer Insert	N/A	3-37
WWN__	Wall Whatnot Shelves	2-44	2-90
WZC__	Wall Z-Door Cabinets	N/A	2-48

TERMS AND CONDITIONS

All prices herein supersede all prior price lists and are subject to change without notice. Wellborn may also discontinue, without notice, the sale of any of the products listed herein. Wellborn also may make changes in specifications of any of its products without notice.

The sale of Wellborn products are made subject to the terms and conditions listed below, and to any change in these terms and conditions as published by Wellborn.

ORDERS will be accepted only through Direct Connect at www.wellbornandyou.com. Such orders shall be accepted and processed per the buyer's request. Confirmations are located on Direct Connect for review. If changes are not made during the change period that signifies the acceptance of the order. All trailerload orders should be a minimum of 2500 cubes. Maximum cubage for a 48 foot trailer is 2700 cubes. Maximum cubage for 53 foot trailer is 3300 cubes.

RUSH – All rush orders must be approved by Wellborn Customer Serivce. Rush orders must be specified prior to order entry. All rush orders are final – no changes are allowed. Curved door cabinetry, island hoods, wood hoods, islands, wainscot, custom appliance panels, stains and other items listed in the Rush Program Guidelines are excluded from the Rush Program. These items will receive standard lead time for shipment.

Order modification and cancellation must be done within the 24 hour change time from order cut off. (Not order confirmation)

QUOTES on KITCHENS–Wellborn Cabinet does not provide quotations to orders. Please note that ALL orders sent to Wellborn will be processed as an "order". The "Order Confirmation" received after submitting an order is to be used for verification of order accuracy and to cancel an order within 24 hour change period. For order quotations, see your local Wellborn Sales Representative or local Wellborn Dealer.

SHORTAGES or VARIANCES – A signed delivery receipt will indicate a complete shipment with no shortages.

CREDIT APPROVAL – Dealer orders are accepted subject to credit investigation and approval and delivery may be withheld or shipments stopped in transit on accepted orders without any liability on Wellborn's part if, in its opinion, the dealer's ability to pay for the merchandise on these terms and conditions is in doubt.

DELIVERY – (common carrier) Delivery to the initial carrier shall constitute delivery to the dealer. Wellborn's responsibility ceases upon delivery in good order to such carrier, and all merchandise is shipped at the customer's risk. The dealer is urged to inspect all deliveries very carefully before signing transportation receipts. If goods are visibly damaged, the dealers should insist that written confirmation of the damage be noted on the freight bill of the carrier. If damage is discovered after unpacking, the carrier should be notified at once so that inspection can be made and the claimed damages be verified by the carrier.

Wellborn will not be liable for any delay or failure in the delivery of goods against an accepted order or for any damage suffered by reason thereof when such delays or failure are directly or indirectly due to accident (in manufacturing or otherwise), fire, flood, riot, war, embargo, labor stoppages, inadequate transportation facilities, shortages of material or supplies, delay or default on the part of its vendors, regulations by Government Authority, or any like or dissimilar cause or causes beyond its control.

PRICE – Merchandise sold by Wellborn will be billed to the dealer according to the price and terms contained in its publications. In the case of orders for goods for which there is no price currently in effect, the price will be determined by Wellborn and advised to the buyer on a case by case basis.

"SPECIALS" – Any cabinet requested that does not appear on our price list is subject to prior approval and at a special price. Any special cabinet cannot be returned or cancelled after the order is placed.

TAXES – Any tax or other Government charge now or hereafter levied upon the production, sale, use or shipment of merchandise ordered or sold will be charged to and paid for by the buyer.

WARRANTY – Except where a different express written warranty has been issued with respect to particular products, no warranty, expressed or implied, is extended by Wellborn to any person or persons other than its distributors and other direct buyers. To direct buyers Wellborn warrants only that it will furnish the product or, at its option, repair any product of its manufacture or part or portion thereof, proved to its satisfaction to be defective in material or workmanship under normal use and service within ten (10) years of Wellborn Dealer's original date of purchase on the Premier Series and the Select Series. Wellborn will not be responsible for any damages whatsoever or for labor expense in connection with the replacement of defective products or parts or portions thereof.

The Select Series has a machine sanded finishing process and does not include the detailed hand sanding technique featured in the Wellborn Collection. Therefore, Wellborn Cabinet, Inc., does not recommend designs combining these series. Wellborn Cabinet, Inc., does not warrant finish matching between the Home Concepts or Select Series and the Premier Series due to differences in wood characteristics and finishing processes. Any claim arising from or related to cabinet finish matching in such blended or mixed designs is specifically and expressly not covered under any warranty provision.

This warranty is in lieu of all other warranties, expressed or implied, and of all other obligations or liabilities on the part of Wellborn. Wellborn neither assumes nor authorizes any other person to assume for it any other liabilities in connection with the sale of its products except in the case of express warranties, which may be issued by it in writing from time to time with respect to particular products. Please see dealer for complete warranty details.

NOTE: All cabinets should be verified by customer upon delivery. Once installed at jobsite, Wellborn Cabinet, Inc., will not allow cabinets to be returned for credit. (R1 Wrong Label on carton)

KCMA means "Minimum HUD Approved"--The kitchen and bath cabinets of the manufacturers listed in the KCMA Directory comply with ANSI/KCMA A 161.1-2000, "Recommended Performance and Construction Standards for Kitchen and Vanity Cabinets." The cabinets also comply with the provision of paragraph 611-1.1, "HUD Minimum Property Standards–Housing 4910.1", 9/8/86.

Copyright © 2001
revised March 2016
by: WELLBORN CABINET, INC.®
The Essence of Cabinetry

WELLBORN CABINET, INC.®

The Essence of Cabinetry

Distributed by:

55 YEARS WELLBORN CABINET, INC. 1961–2016 *The Essence of Cabinetry*

wellborn.com

GREEN CHOICE

38669 Hwy. 77 | Ashland, Alabama 36251
(256) 354-7151 | Fax (256) 354-7022
wellborn.com

houzz YouTube

MADE IN THE USA

CRAFTED BY PEOPLE WHO Care Made in the USA

Lifetime Limited Warranty

ASID INDUSTRY PARTNER

NARI NATIONAL MEMBER

QUALITY. ADVOCACY. LEADERSHIP. KCMA KITCHEN CABINET MANUFACTURERS ASSOCIATION

Member NAHB

Member NKBA

B8525